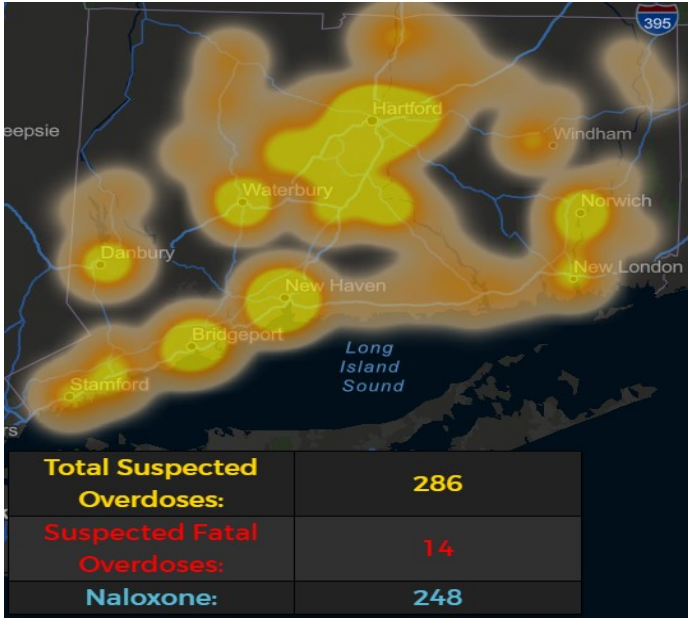
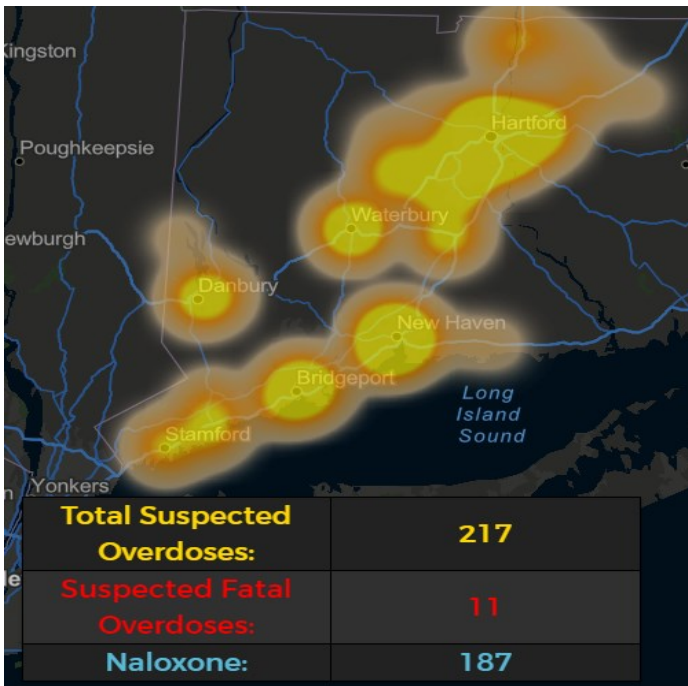


### Connecticut Opioid Heat Map



In the month of February 2023, the State of Connecticut saw increased overdose activity in New London county. New London county can be viewed at bottom right. Fairfield, Hartford, New Haven and Tolland counties did not see a change in the number of suspected overdoses between the month of January 2023 and February 2023. These counties can be viewed at bottom left. The heatmap depicted above show cumulative data for the month of February 2023.



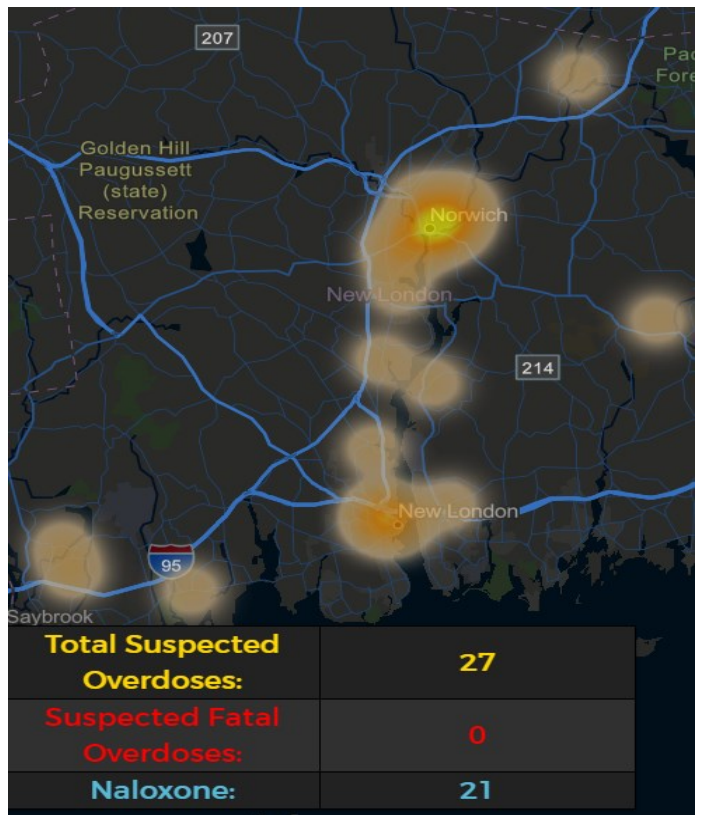
### Annual SWORD Data Review

#### 84% of Overdose Patients Receive First Dose Intranasally.

We reviewed 200 consecutive naloxone administrations reported to the Connecticut Poison Control Center (CPCC) as part of the SWORD program to discover what was the most frequent first dose of naloxone delivered to patients who had overdosed and 911 was called and who delivered it.

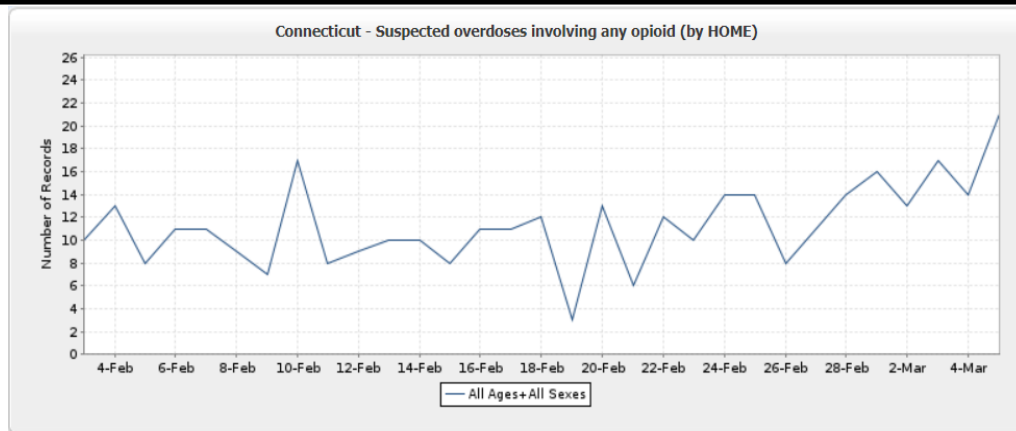
**Results:** 118 patients received 4 milligrams (mg) Naloxone intranasally (IN) as their first dose and 40 received 2 mg IN as their first dose. 9 other patients received smaller single IN doses. There was a report of one person receiving an 8 mg IN single dose. In total, 168 people received their first dose intranasal. 13 patients received their first dose intramuscularly (IM) and 19 received their first dose intravenously (IV). 76 patients received their first dose from EMS, 55 from laypeople, 45 from fire and 24 from police. All of the doses given by fire,

*Annual Data cont. on page 3*



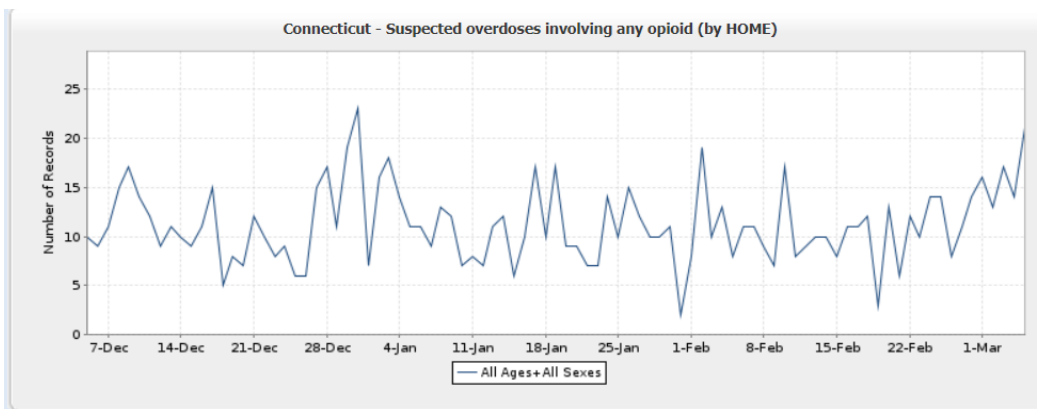
**Right >:** Suspected Overdoses Involving Any Opioid, totaled by day, for the previous 30 days:

Information sourced from EpiCenter system, March 2023.



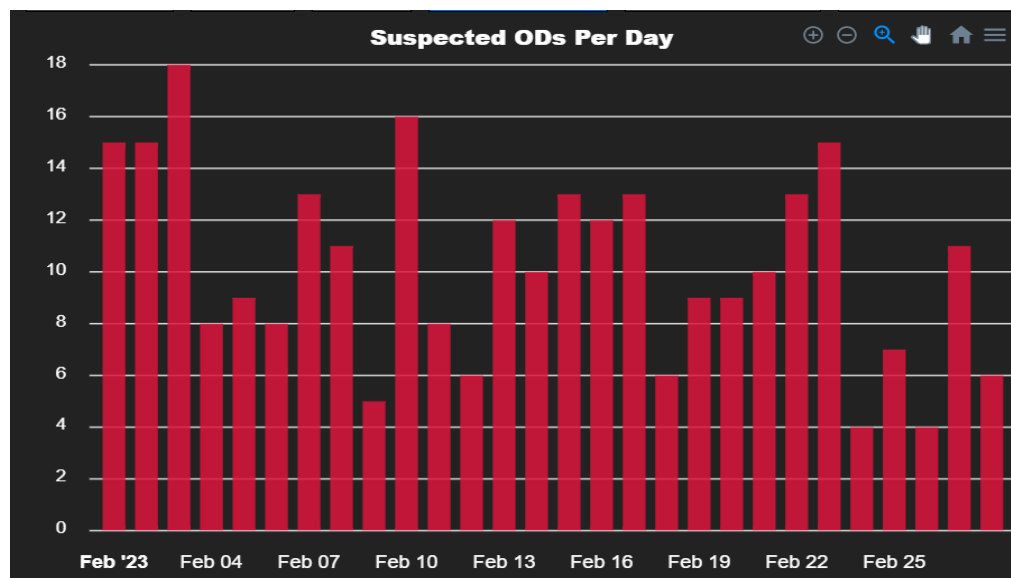
**Left: <** Suspected overdoses involving any opioid by day previous 3 months

Information sourced from EpiCenter system, March 2023.



**Right >:** This graph represents EMS reported opioid overdoses by incident day during February 2023.

This graph was sourced from ODMAP in March 2023.



## SWORD Statewide Reporting February 2023

In the month of February 2023, there were 286 calls to the Connecticut Poison Control Center (CPCC) for SWORD. Of these calls, 272 were non-fatal and 14 were reported as fatalities. There were 248 total naloxone administrations: 154 non-fatal multiple doses of naloxone administered, 86 non-fatal single dose naloxone, and 32 non-fatal with no naloxone administered. Of the 14 fatalities, 6 received multiple doses of naloxone, 2 received a single dose, and 6 with no naloxone administered.

The 286 cases involved suspected overdoses from all of our counties: Fairfield 46, Hartford 111, Litchfield 11, Middlesex 23, New Haven 55, New London 27, Tolland five, and Windham eight.

\*Numbers subject to change

police and laypeople were intranasal. EMS doses were 41 IN, 19 IV, and 13 IM. EMS IN doses included 8-4 mg IN, 25-2 mg IN, 5-1 mg IN, 1- 0.5 mg IN, and 1-0.4 mg IN. EMS IM doses included 2-2 mg IM, 7-1 mg IM, 2-0.5 mg IM, 1-0.4 mg IM, and 1-2 mg IM. EMS IV doses included - 2-2 mg IV, 3-1 mg IV, 8- 0.5 IV, 2- 0.4 mg IV, 1- 0.3 mg IV, 2 - 0.2 mg IV and 1 0.1 mg IV. 76 Naloxone doses were given by EMS, 69 by first responders (45 by fire and 24 by PD), and 55 by lay people/other.

**Conclusion:** For the 200 cases examined, 84% of patients received their first dose intranasally. 27% of people receiving naloxone received it from lay people.

**Item of Interest:** Previous studies of lay people administrations showed laypeople administered 17% between June 2021 and May 2022. A study of January 2023-to date showed the number of lay administrations had increased to 25%.

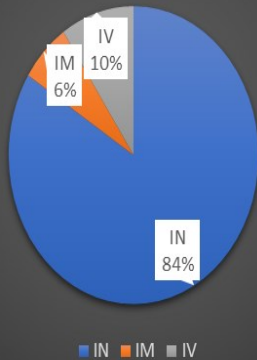
**Notes:**

Fire paramedics were listed under EMS.  
 If a patient received two 4 mg IN in rapid succession, 4 mg was still considered the first dose.  
 The study examined 200 consecutive overdoses from February 13, 2023 to March 5, 2023.  
 Laypeople/other includes staff at halfway houses.

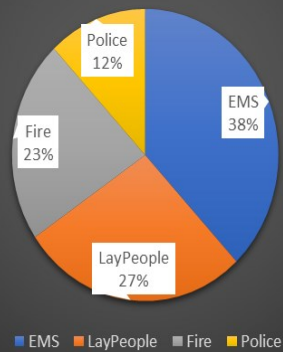
Paraphernalia found during the month of February 2023:



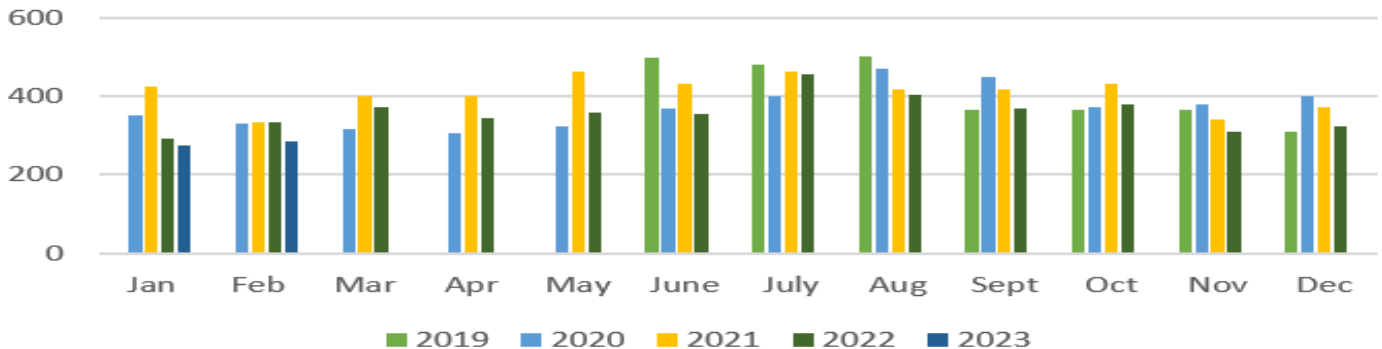
84% Overdose Patients Recieve First Dose Intranasally



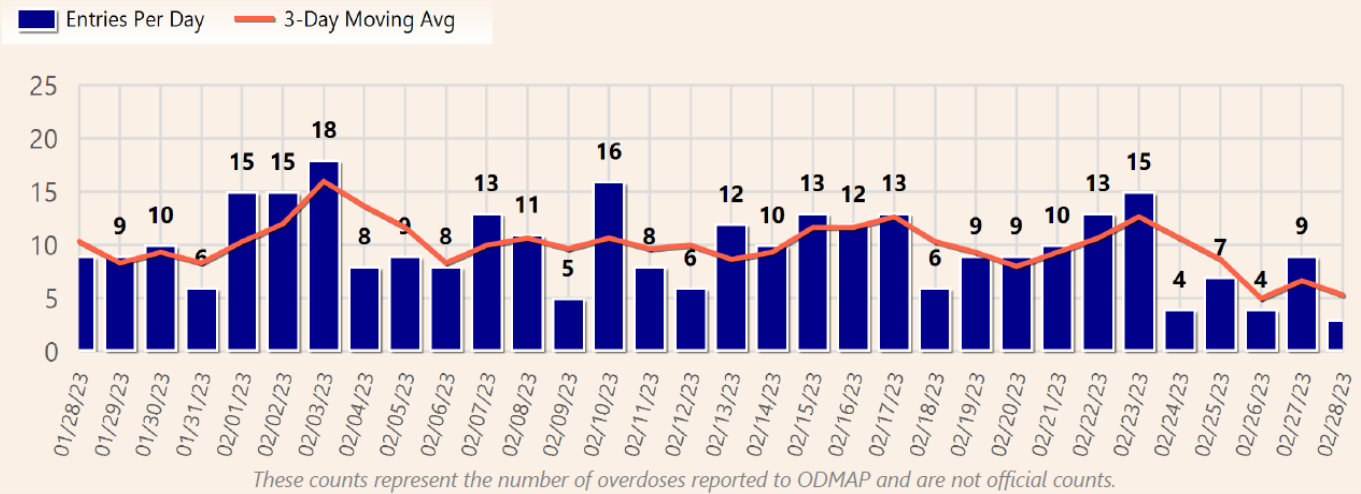
Laypeople Administer 27% of First Naloxone Doses



Suspected OD's by month June 2019-February 2023



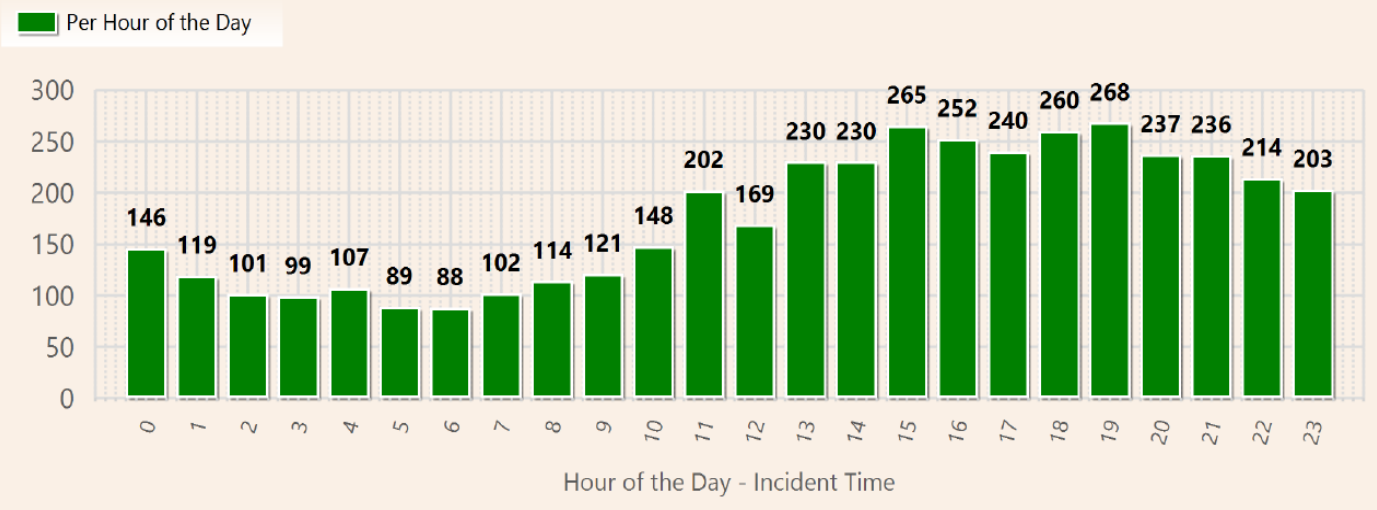
**ODMAP Suspected Overdose Submissions - In the Last Month**



**ODMAP Suspected OD Submissions by day.**

This graph shows total suspected overdoses called in each day during the time period.

**ODMAP Suspected Overdose Submissions - All Data Submitted**



**Cumulative (June 2019—February 2023) Overdoses by the Hour of the Day**

This graph shows the hour of the day suspected overdose incidents have occurred statewide since the SWORD program began on June 1, 2019.

Do you need help accessing ODMAP [Click here to contact the ODMAP Helpdesk](#), or call (301) 489-1744



**Department of Public Health  
Office of Emergency Medical Services**

[Click here](#) to contact OEMS regarding the SWORD program,

ODMAP, or feedback, [Click here](#) to check out the SWORD page on our website

*Thank you for your participation!*

410 Capitol Ave  
Hartford, CT 06134  
860-509-7975

