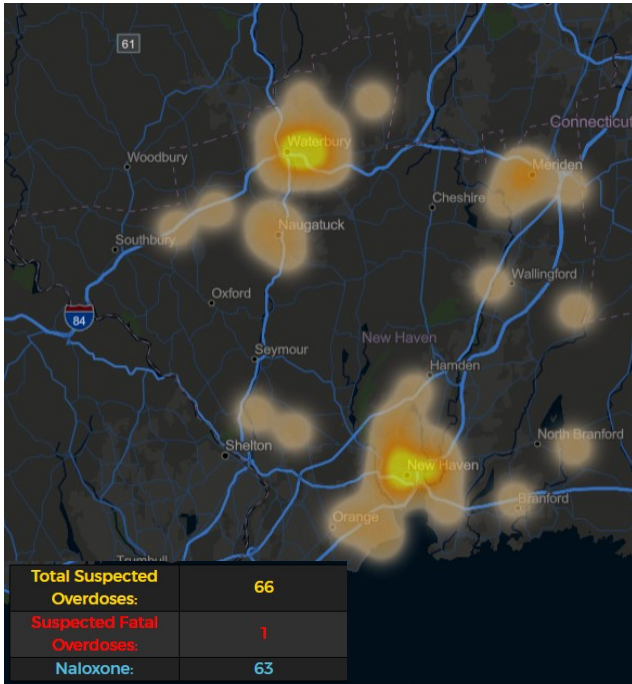
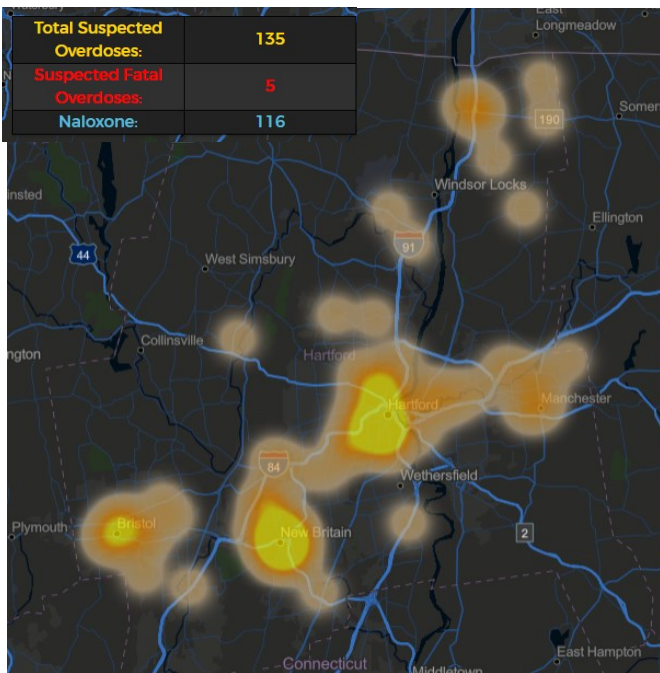


Connecticut Opioid Heat Map



In the month of June 2023, the State of Connecticut significant activity in overdose activity in Hartford and New Haven counties. New Haven county can be seen depicted in the heat map above and Hartford county is bottom.

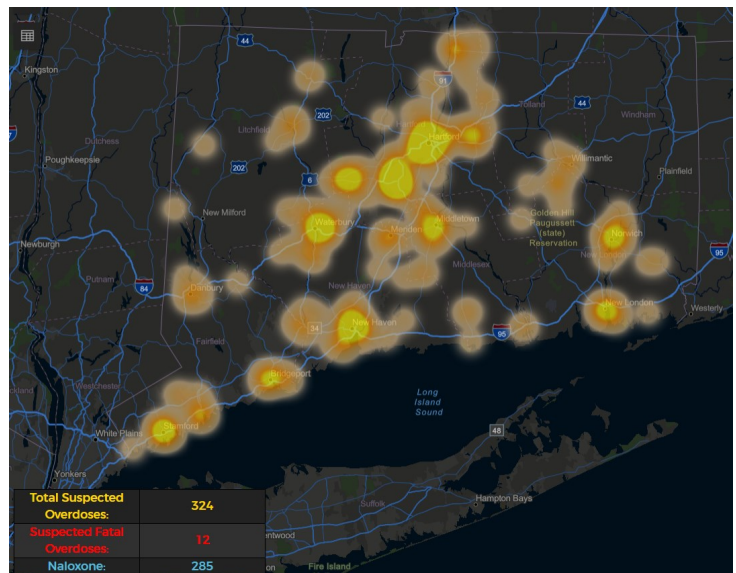


SWORD Year 4 Highlights

June 1, 2023 marked the start of SWORD’s fifth year of reporting to the Connecticut Poison Control Center. Our 4th Annual report is currently being prepared. Here are some of the highlights of year four (June 1, 2022, and May 31, 2023):

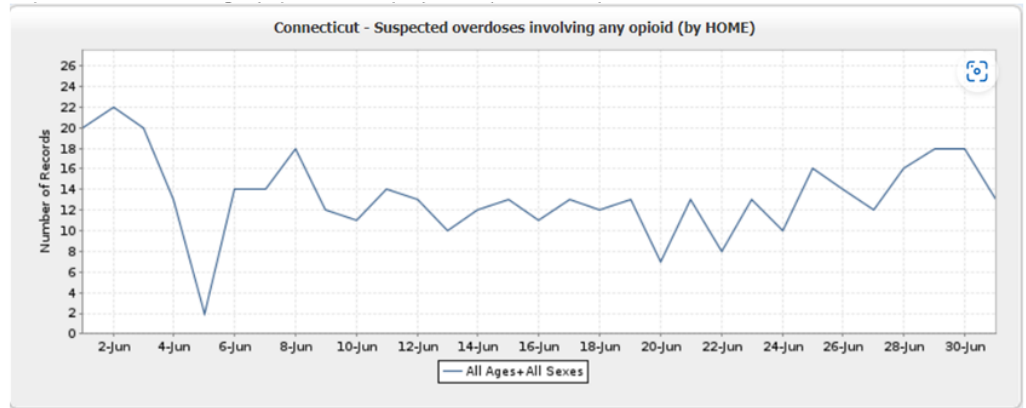
- 4,135 reported suspected opioid overdoses, a 9.7% decrease over the previous year. May 2023 marked the first month since February 2022 where the overdoses were more than the comparable month of the preceding year.
- Ninety six percent (96%) of the reported overdoses were nonfatal.
- Eighty-six percent (86%) of all reported opioid overdoses required the administration of naloxone.
- Males accounted for 72% of the overdoses; and females accounted for 28%.

SWORD Year 4 Highlights cont. on page 3



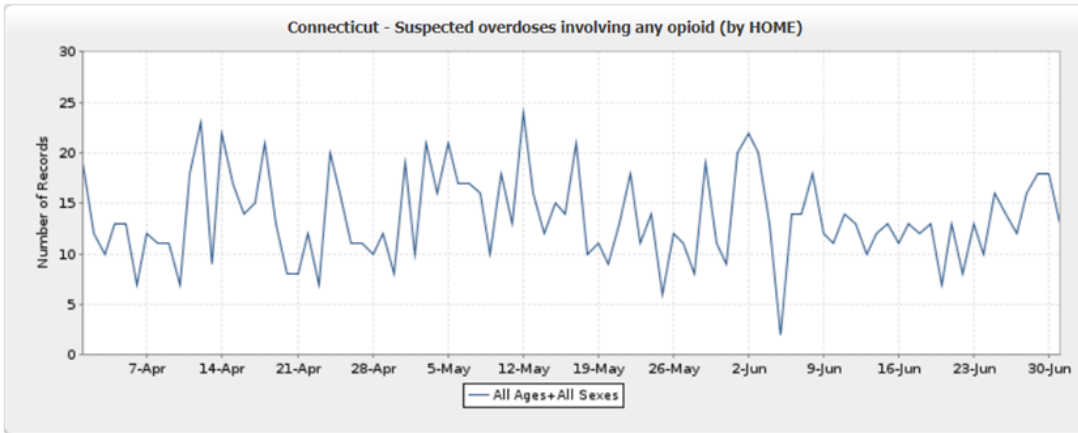
Right >: Suspected Overdoses Involving Any Opioid, totaled by day, for the previous 30 days:

Information sourced from EpiCenter system, June 2023.



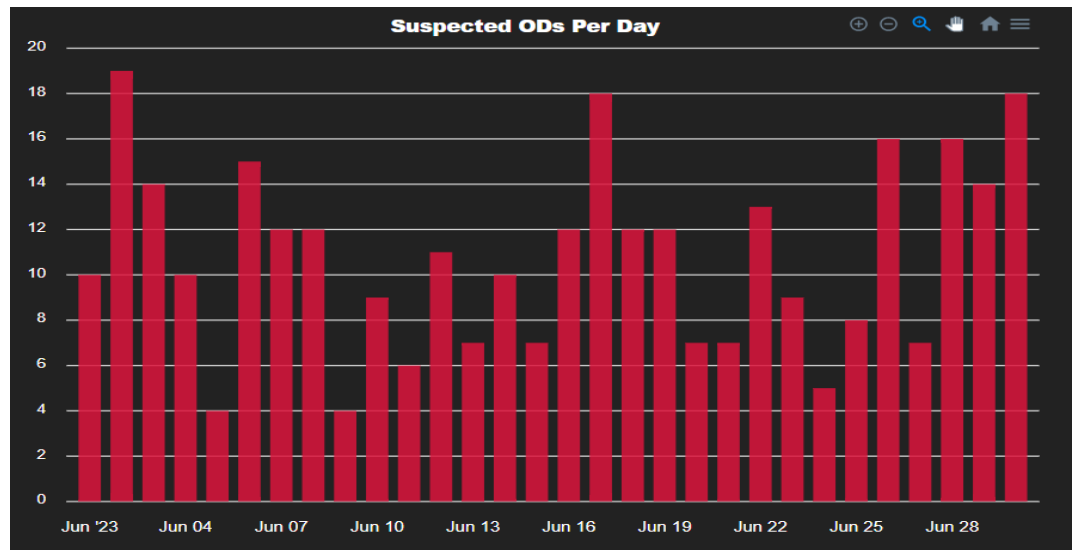
Left: < Suspected overdoses involving any opioid by day previous 3 months

Information sourced from EpiCenter system, June 2023.



Right >: This graph represents EMS reported opioid overdoses by incident day during February 2023.

This graph was sourced from OD-MAP in July 2023.



SWORD Statewide Reporting June 2023

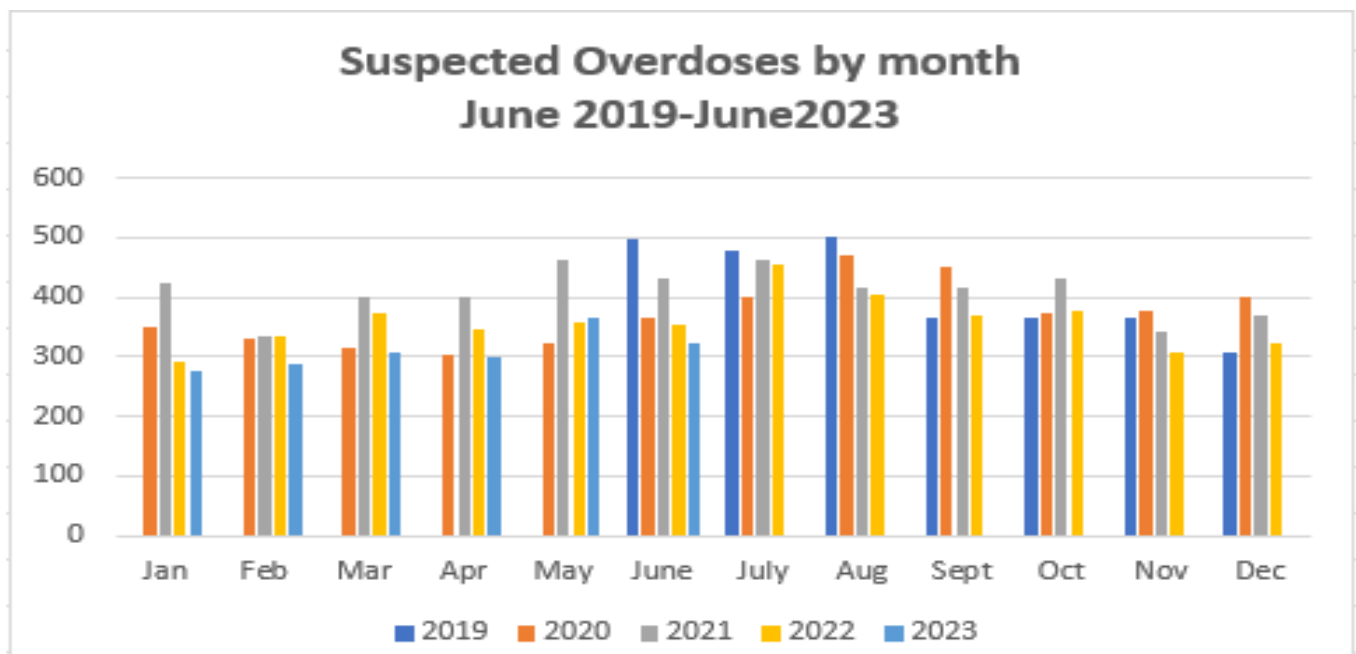
In the month of June 2023, there were 324 calls to the Connecticut Poison Control Center (CPCC) for SWORD. Of these calls, 312 were non-fatal and 12 were reported as fatalities. There were 285 total naloxone administrations: 183 non-fatal multiple doses of naloxone administered, 99 non-fatal single dose naloxone, 29 non-fatal with no naloxone administered and one non-fatal naloxone administration unknown. Of the 12 fatalities, one received multiple doses of naloxone, two received a single dose, and nine with no naloxone administered.

The 324 cases involved suspected overdoses from all of our counties: Fairfield 46, Hartford 135, Litchfield 12, Middlesex 24, New Haven 66, New London 34, Tolland two and Windham three.

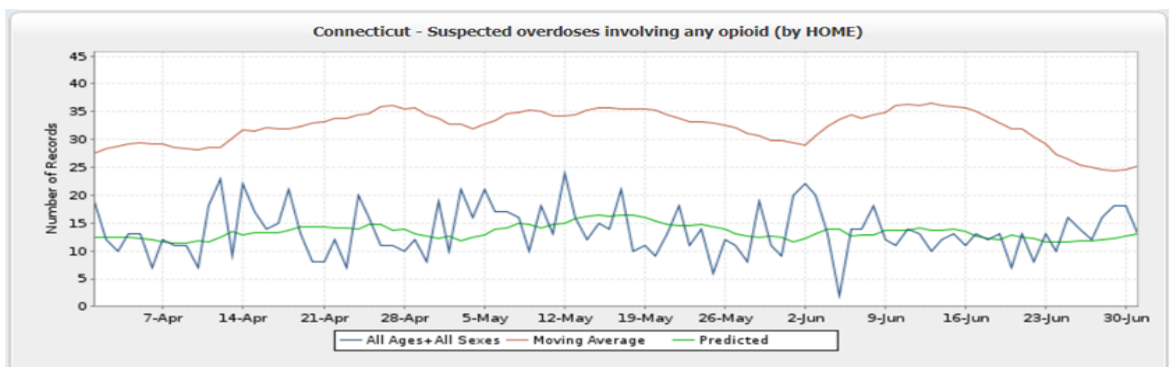
*Numbers subject to change

- The age group that experienced the most opioid overdoses were those between the ages of 30 and 44.
- Most overdoses occurred on Fridays. Most daily overdoses occurred between 2 P.M. to 9 P.M. Overdoses were most prevalent in July and August.
- Bystanders and other non-emergency providers administered naloxone prior to 911(EMS, Fire, Police) arrival in 21% of the overdose cases where 911 was called.
- The vast majority of nonfatal opioid overdose patients were transported to a hospital emergency department. Eleven percent of nonfatal overdose patients who received naloxone refused transport.
- The majority of reported nonfatal overdoses occurred in residences (58%). Eleven percent occurred in a motor vehicle.

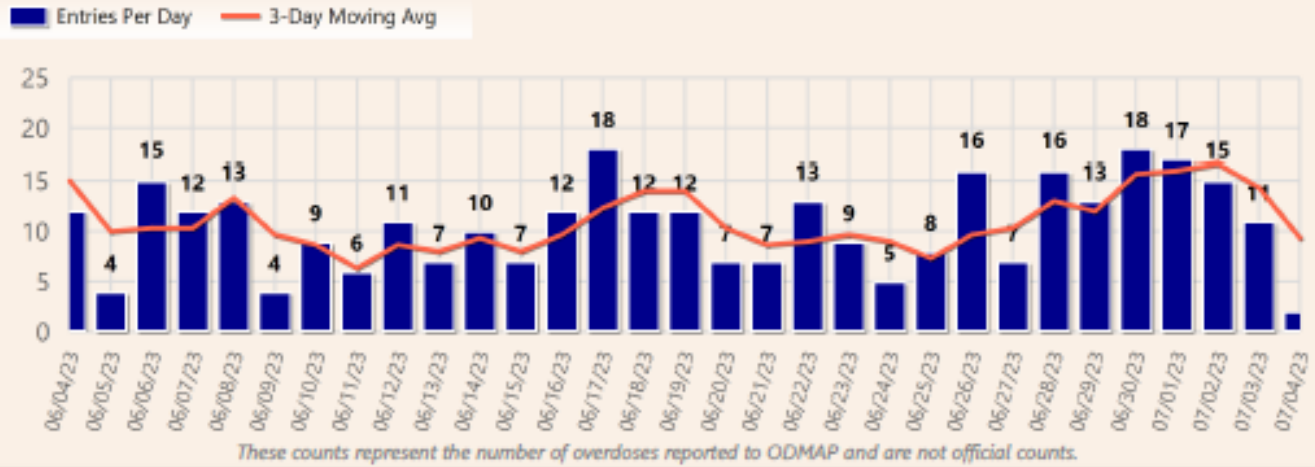
EMS compliance with the SWORD mandate to report all suspected opioid overdose calls to the Connecticut Poison Control Center is essential in providing actionable data to state and local public health groups. Please continue to report all suspected opioid overdoses as soon as possible after completion of a 911 call.



Suspected Overdoses Involving Any Opioid by Day- previous 100 days, moving average in red, predicted average in green:



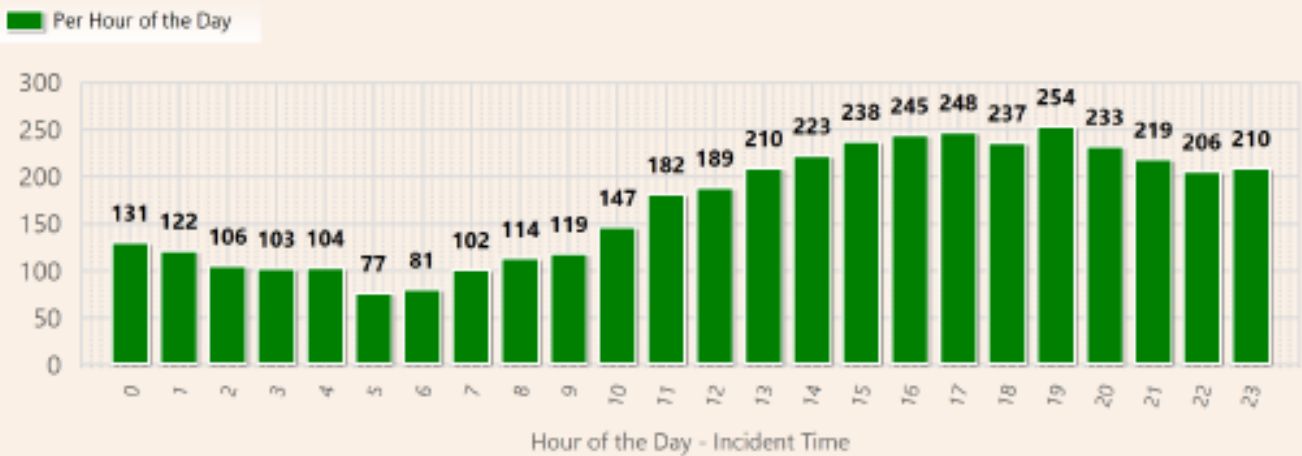
ODMAP Suspected Overdose Submissions - In the Last Month



ODMAP Suspected OD Submissions by day.

This graph shows total suspected overdoses called in each day during the time period.

ODMAP Suspected Overdose Submissions - All Data Submitted



Cumulative (June 2019—June 2023) Overdoses by the Hour of the Day

This graph shows the hour of the day suspected overdose incidents have occurred statewide since the SWORD program began on June 1, 2019.

Do you need help accessing ODMAP [Click here to contact the ODMAP Helpdesk](#), or call (301) 489-1744



410 Capitol Ave
Hartford, CT 06134
860-509-7975

**Department of Public Health
Office of Emergency Medical Services**

[Click here](#) to contact OEMS regarding the SWORD program,

ODMAP, or feedback, [Click here](#) to check out the SWORD page on our website

Thank you for your participation!

