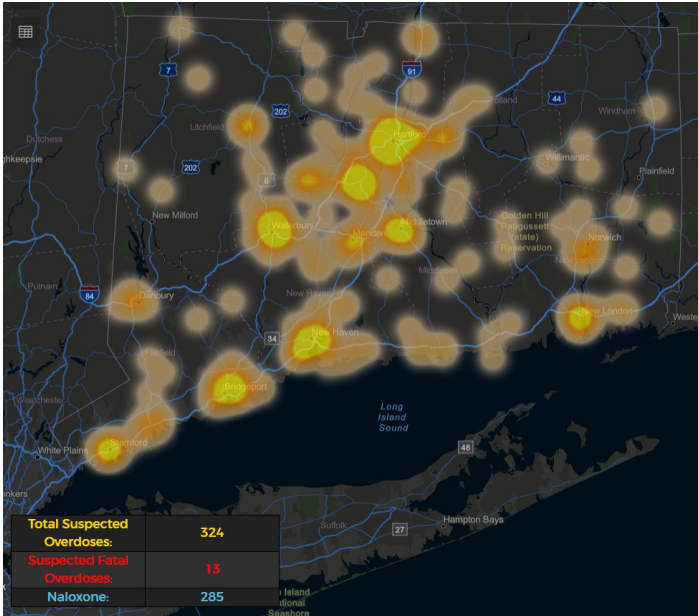
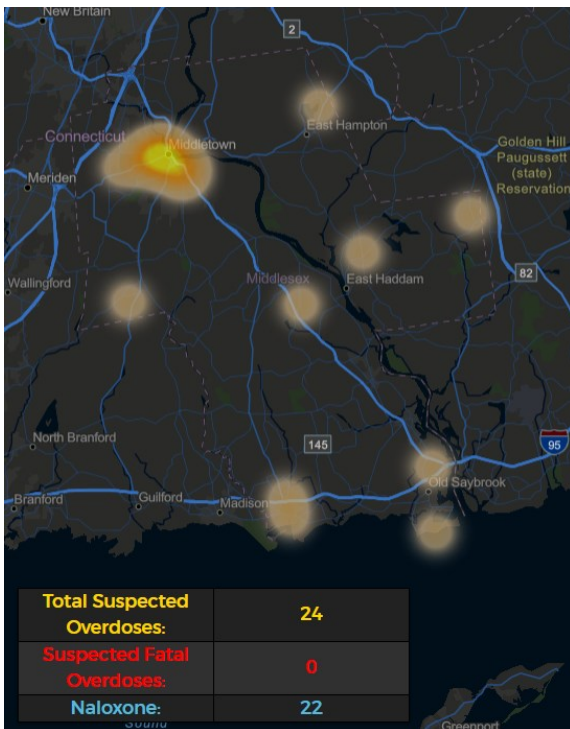


Connecticut Opioid Heat Map



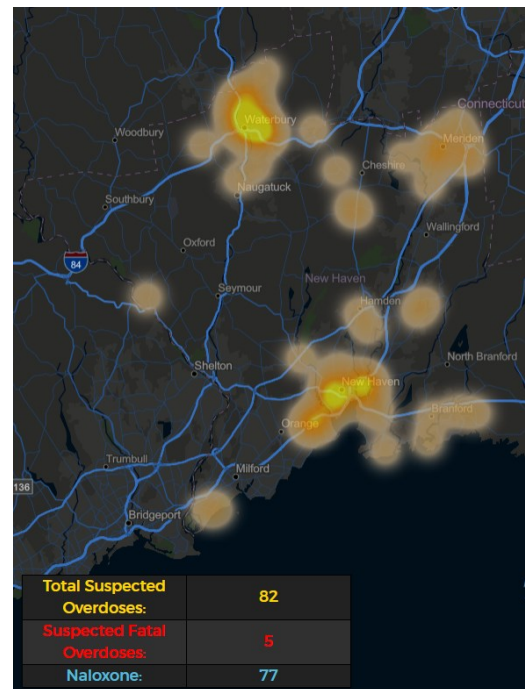
In the month of December, the State of Connecticut saw increased overdose activity in Middlesex county. Middlesex County can be viewed at bottom right, and New Haven County at bottom left. The heatmaps depicted, above show cumulative data for the month of December 2022.



Annual SWORD Data Review

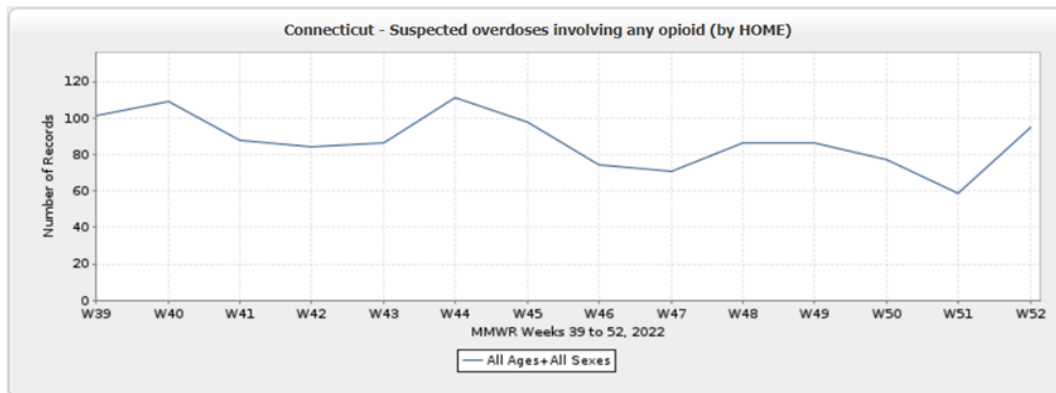
Since June 1, 2019, SWORD has recorded more than 15,000 suspected opioid overdoses, including over 13,000 naloxone administrations. The data and case narratives are reviewed each day by specialists. Trends are analyzed at various time intervals. Once a month a multidisciplinary committee meets to discuss the SWORD program and review the latest intelligence. EMS diligence in reporting each overdose response along with scene details and any paraphernalia seen provides a great contribution to our understanding of the evolving opioid epidemic and helps us best determine public health and safety approaches.

We regularly review time of overdose and have found the data to be very consistent over the years. Most overdoses occur between the hours of 5:00 PM and 9:00 PM. Human Service agencies as well as hospitals employing overdose outreach specialists should consider this information in determining ideal staffing patterns. Data can be broken down by zip code to allow more specific local targeting. *Annual Data cont. on page 3*



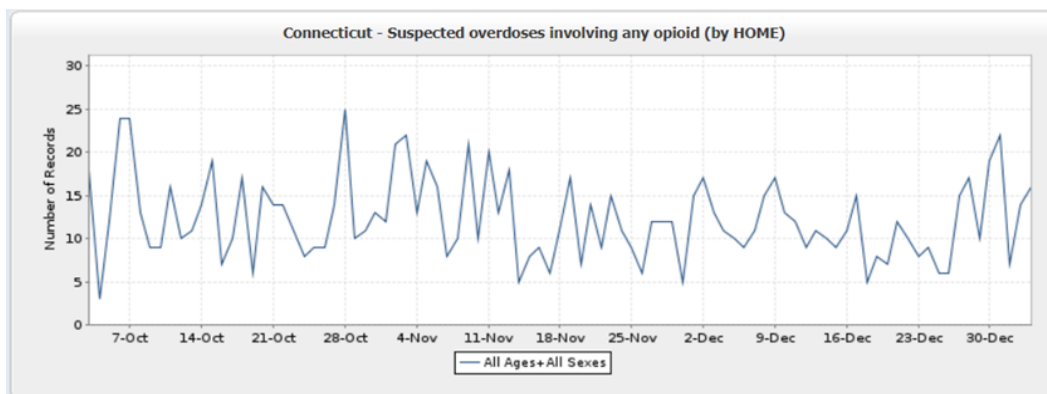
Right: > Suspected Overdoses Involving Any Opioid, totaled by day, for the previous 30 days:

Information sourced from EpiCenter system, January 2023.



Left: < Suspected overdoses involving any opioid by day previous 3 months.

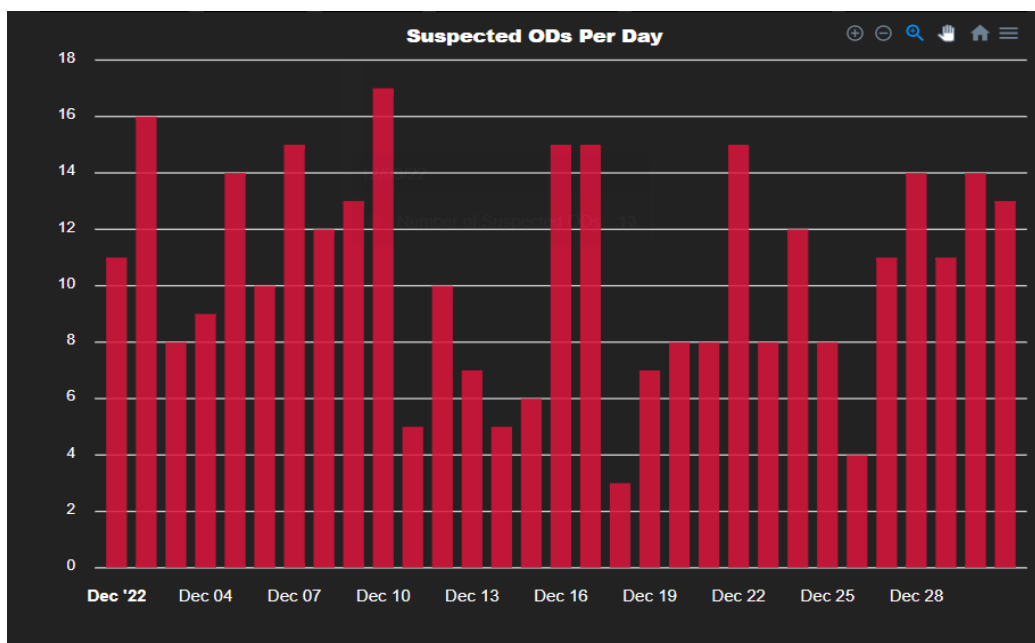
Information sourced from EpiCenter system, January 2023.



Right >: This graph represents EMS reported opioid overdoses by incident day during

December, 2022.

This graph was sourced from ODMAP in January 2023.



SWORD Statewide Reporting December 2022

In the month of December 2022, there were 324 calls to the Connecticut Poison Control Center (CPCC) for SWORD. Of these calls, 311 were non-fatal and 13 were reported as fatalities. There were 285 total naloxone administrations: 177 non-fatal multiple doses of naloxone administered, 101 non-fatal single dose naloxone, and 32 non-fatal with no naloxone administered. Of the 13 fatalities, six received multiple doses of naloxone, one received a single dose, and six with no naloxone administered, and one was recorded as naloxone unknown.

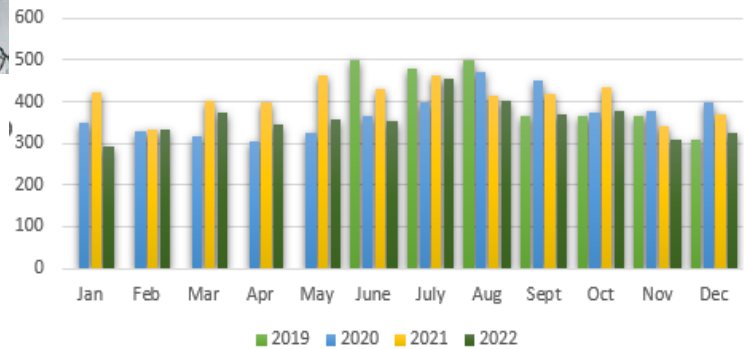
The 324 cases involved suspected overdoses from all of our counties: Fairfield 50, Hartford 118, Litchfield 15, Middlesex 24, New Haven 82, New London 28, Tolland three, and Windham four.

Paraphernalia



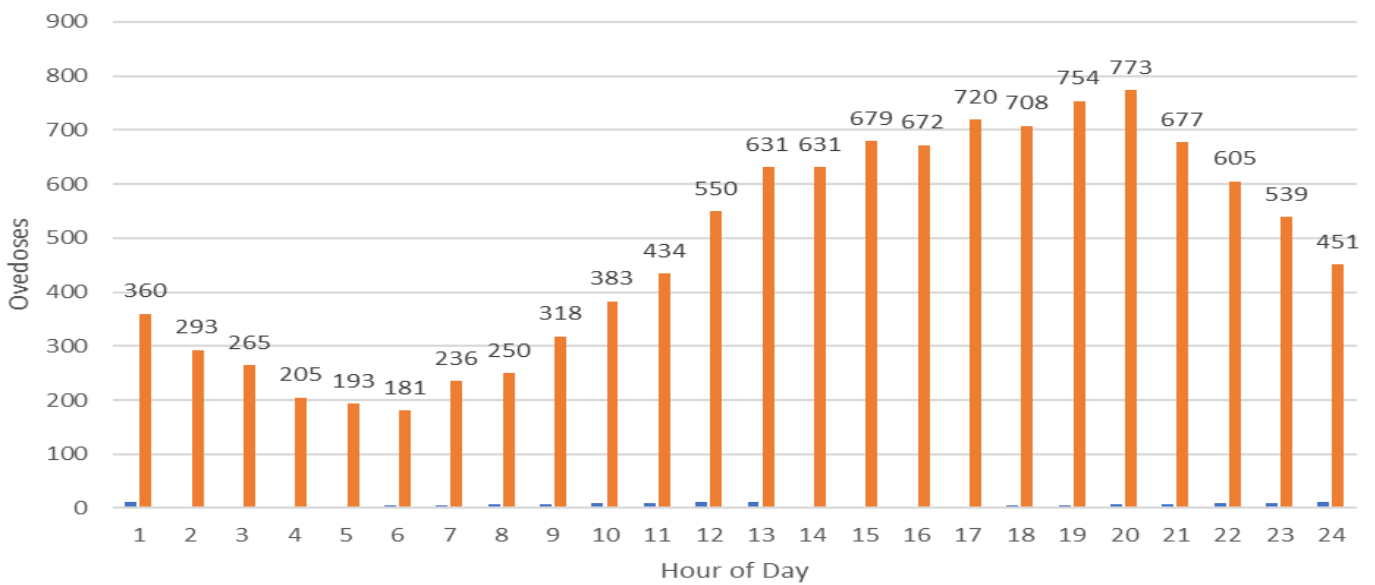
Please do your best to record any paraphernalia and drug packaging found at overdose scenes. Photos should be sent to CT Poison Control Center at poisoncontrol@uchc.edu. Please include the SWORD case number in the heading. Thanks!

Suspected OD's by month June 2019-December 2022



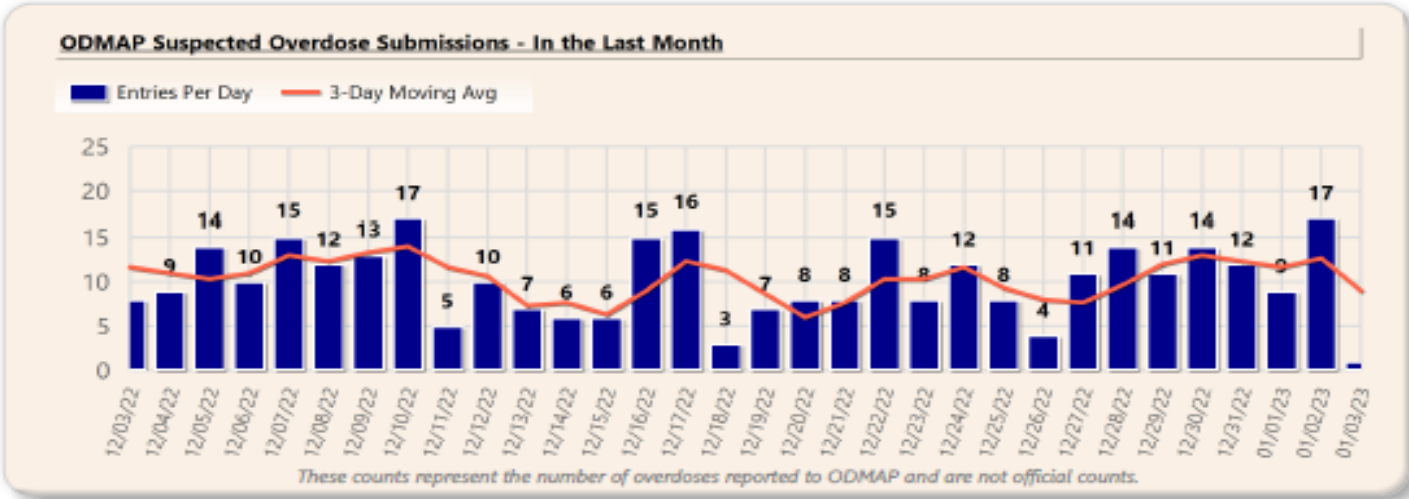
Annual Data Review cont. from pg. 1

SWORD Overdoses by Hour of the Day June 2019-December 2022



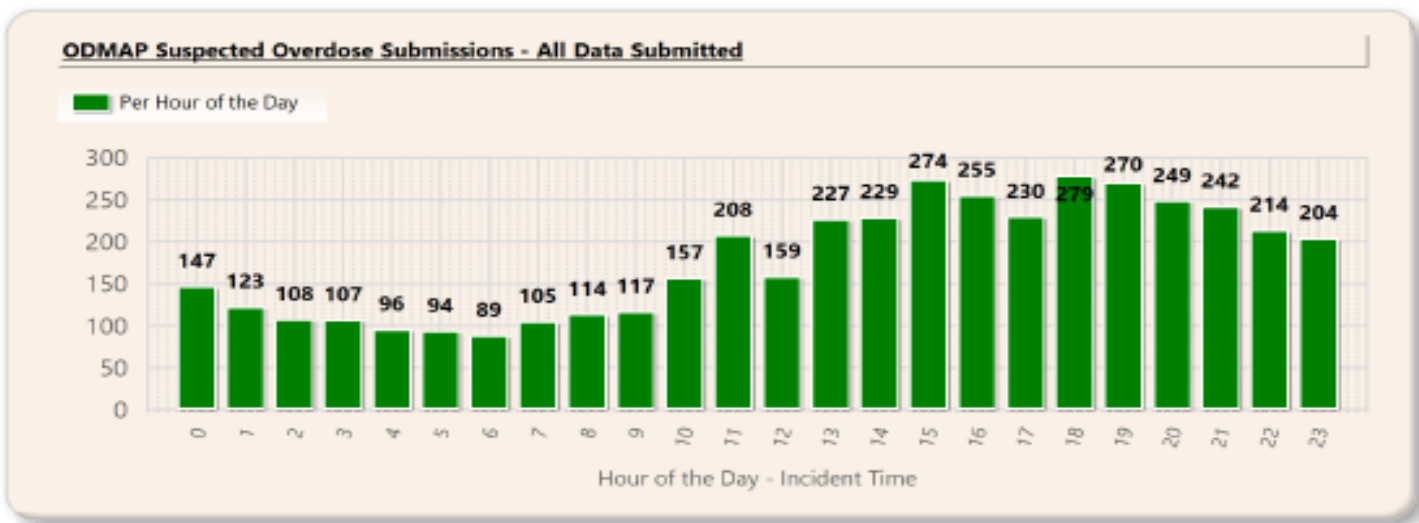
You can read data analysis in our monthly newsletter as well as annual reports available on the DPH web site:

<https://portal.ct.gov/DPH/Emergency-Medical-Services/EMS/OEMS---SWORD>



ODMAP Suspected OD Submissions by day.

This graph shows total suspected overdoses called in each day during the time period.



Cumulative (June 2019—October 2022) Overdoses by the Hour of the Day

This graph shows the hour of the day suspected overdose incidents have occurred statewide since the SWORD program began on June 1, 2019.

Do you need help accessing ODMAP [Click here to contact the ODMAP Helpdesk](#), or call (301) 489-1744



Department of Public Health Office of Emergency Medical Services

[Click here](#) to contact OEMS regarding the SWORD program,

ODMAP, or feedback, [Click here](#) to check out the SWORD page on our website

410 Capitol Ave
Hartford, CT 06134
860-509-7975

Thank you for your participation!

