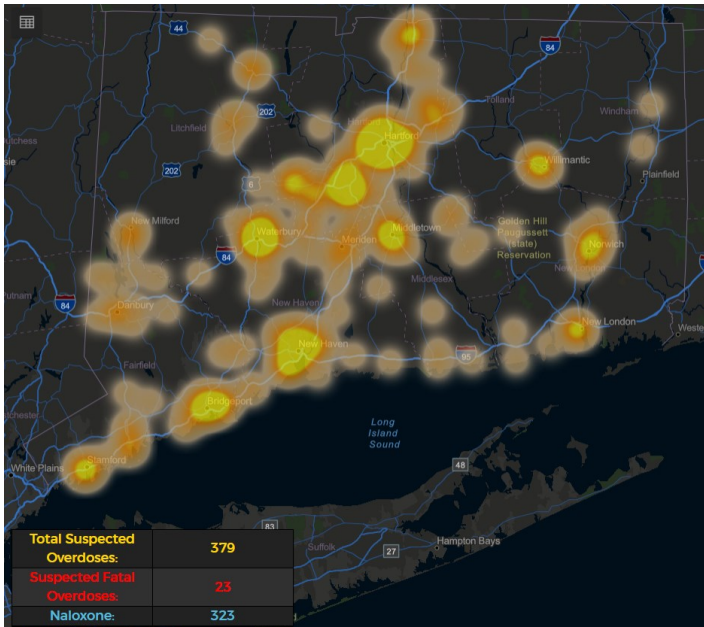
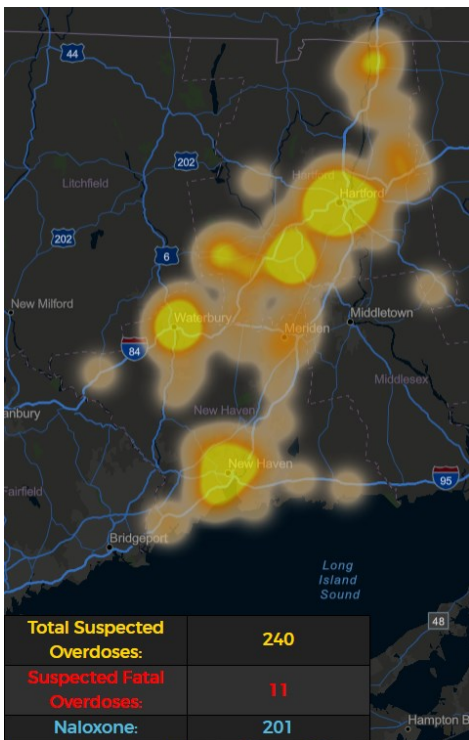


Connecticut Opioid Heat Map



Once again, in the month of October, the State of Connecticut saw increased overdose activity in Hartford & New Haven counties. Hartford & New Haven counties pictured below. The heatmaps depicted, above show cumulative data for the month of October 2022.



Increasing Non-transports of Naloxone Resuscitated Patients/Increased Bystander Naloxone Administrations

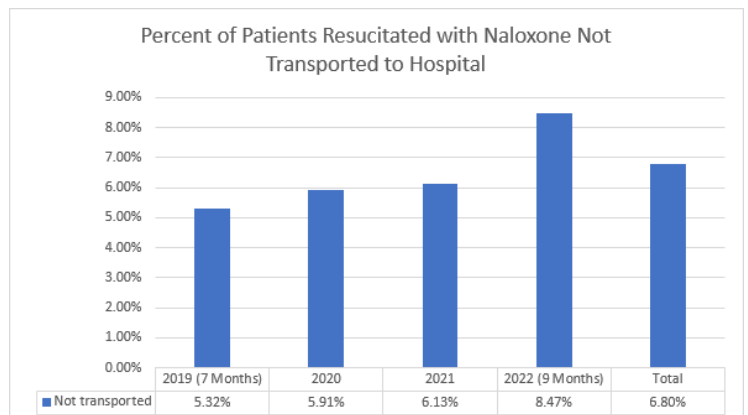
The percentage of patients revived by naloxone who are not transported to the hospital has been steadily increasing since SWORD began collecting data in June of 2019. (5.32% in 2019, 5.91% in 2020, 6.13% in 2021 and 8.47% in 2022 through September 30).

This may be attributable to an increasing number of patients revived by bystanders, which has also increased since that data began being collected. In 2020, 13.6% of patients revived by naloxone were first administered naloxone by bystanders. This increased to 14.3% in 2021 and 18.7% in 2022 through the first nine months.

Patients revived by naloxone administered by bystanders are less likely to be transported to the hospital than patients first administered naloxone by EMS. 14.06% of bystander naloxone administrations with successful resuscitation resulted in a non-transport versus 4.57% resulting in a non-transport when EMS first administered naloxone.

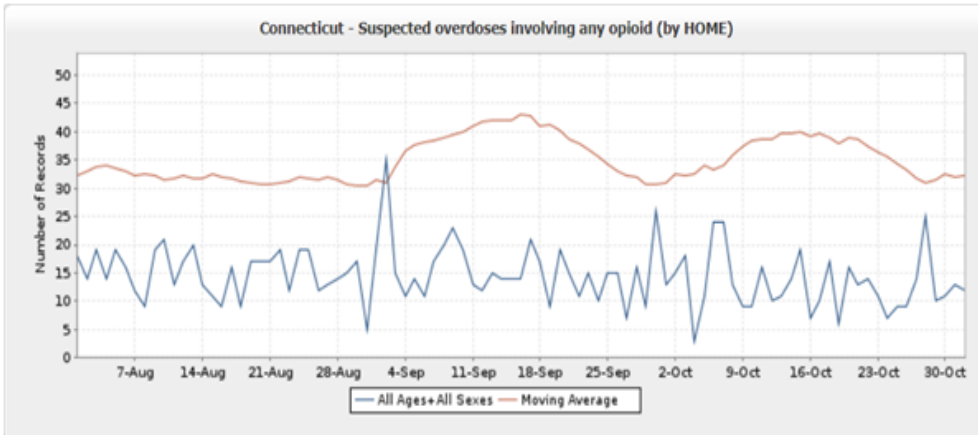
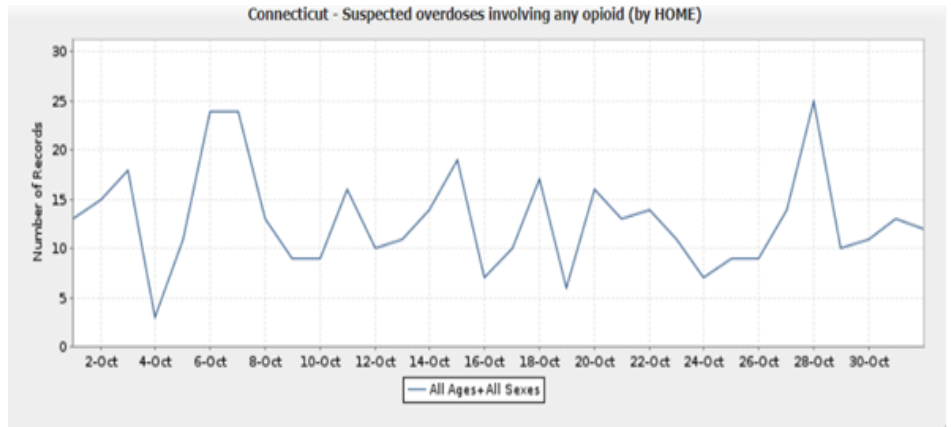
Take Away

With the increasing number of patients being administered naloxone by bystanders, EMS can expect to find more overdose victims awake and alert by their arrival, some of whom will refuse transport. These patients should still receive a full assessment by EMS, including pulse oximetry and lung sounds. Those continuing to refuse transport should receive information on where to access services, as well as a



Right: > Suspected Overdoses Involving Any Opioid, totaled by day, for the previous 30 days:

Information sourced from EpiCenter system, November 2022.

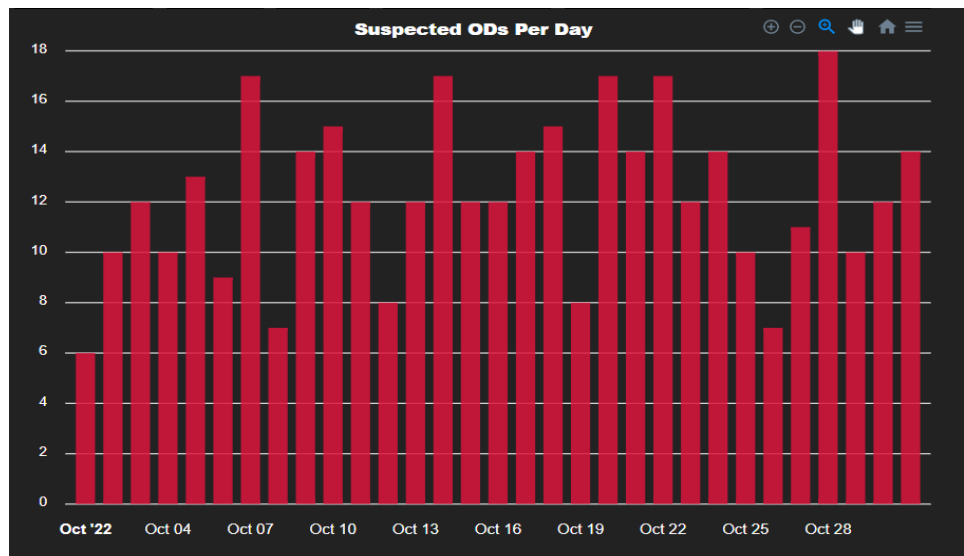


Left: < Suspected overdoses involving any opioid by day previous 3 months, moving average in red.

Information sourced from EpiCenter system, November 2022.

Right >: This graph represents EMS reported opioid overdoses by incident day during October, 2022.

This graph was sourced from ODMAP in November 2022.



SWORD Statewide Reporting September 2022

In the month of September 2022, there were 369 calls to the Connecticut Poison Control Center (CPCC) for SWORD. Of these calls, 379 were non-fatal and 23 were reported as fatalities. There were 323 total naloxone administrations: 176 non-fatal multiple doses of naloxone administered, 136 non-fatal single dose naloxone, and 42 non-fatal with no naloxone administered. Of the 23 fatalities, 10 received multiple doses of naloxone, one received a single dose, and 12 with no naloxone administered, and two were recorded as naloxone unknown.

The 379 cases involved suspected overdoses from all of our counties: Fairfield 59, Hartford 152, Litchfield 17, Middlesex 24, New Haven 88, New London 26, Tolland two, and Windham 11.

*Numbers subject to change

Increases in Bystander Naloxone cont. from pg. 1

naloxone leave behind kit (if the service is participating in a leave-behind program). Naloxone take home kits can be left with the patient or their family members. In addition, take home kits can be given to bystanders who used their own naloxone to revive the patient.

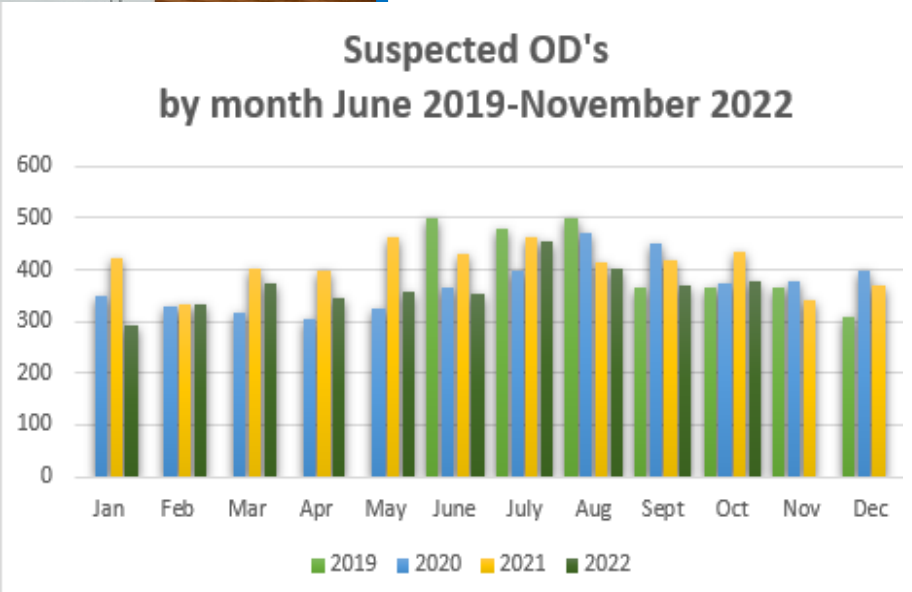
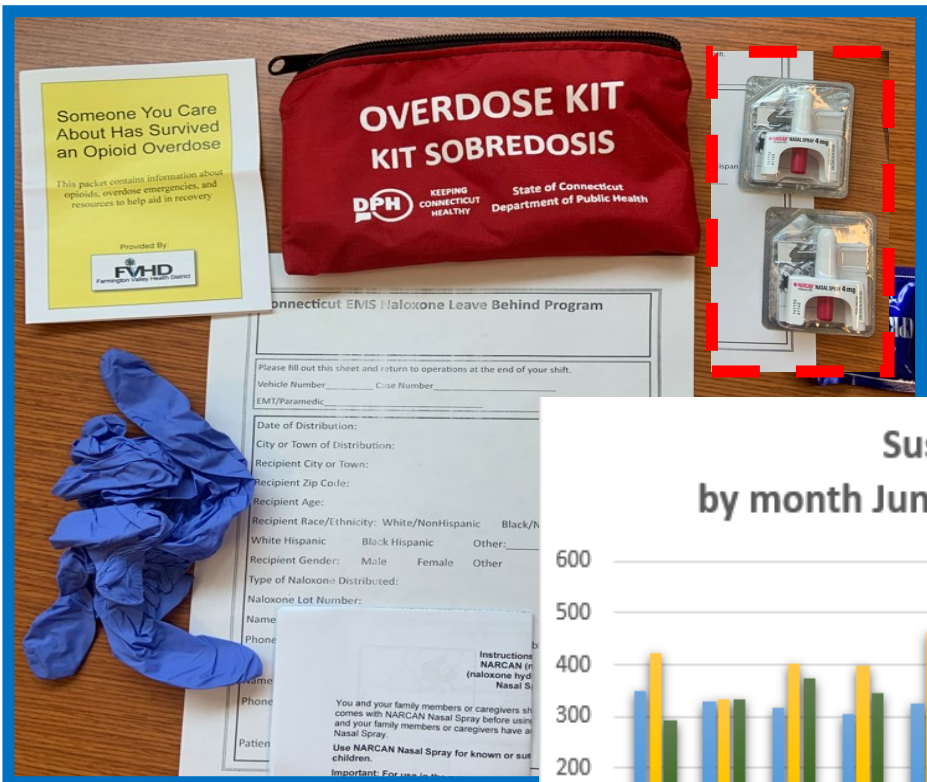
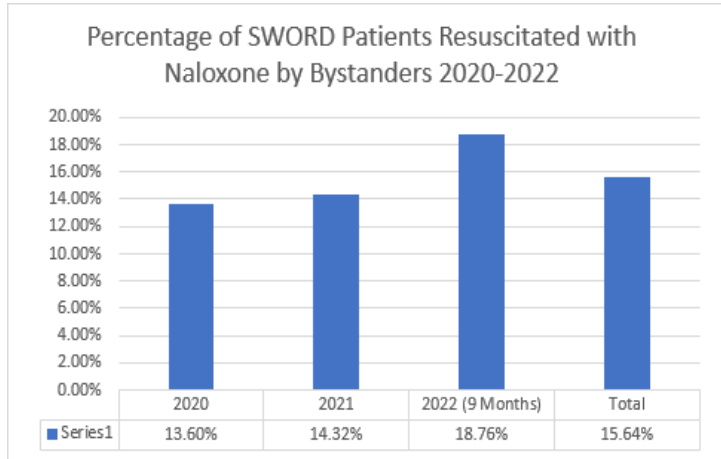
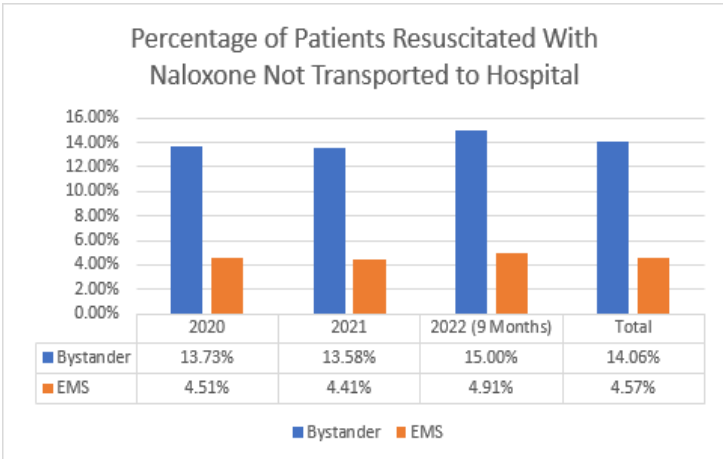
EMS organizations across the State are partnering with local public health, harm reduction, and their local sponsor hospitals to get Naloxone leave-behind programs off the ground. Check

out page 156 of the Connecticut Statewide EMS Protocols to view the leave-behind protocol, and all that is required.

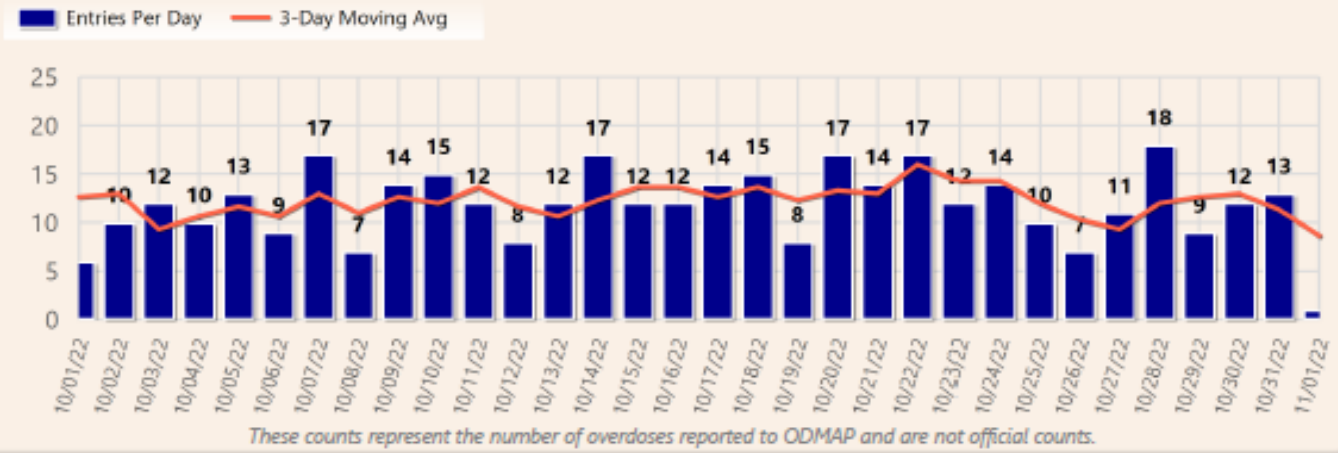
[Connecticut Statewide EMS Protocols V2022.1](#)

Limitations

This data only includes cases where 911 was called and the EMS crew reported the incident to the Connecticut Poison Control Center.



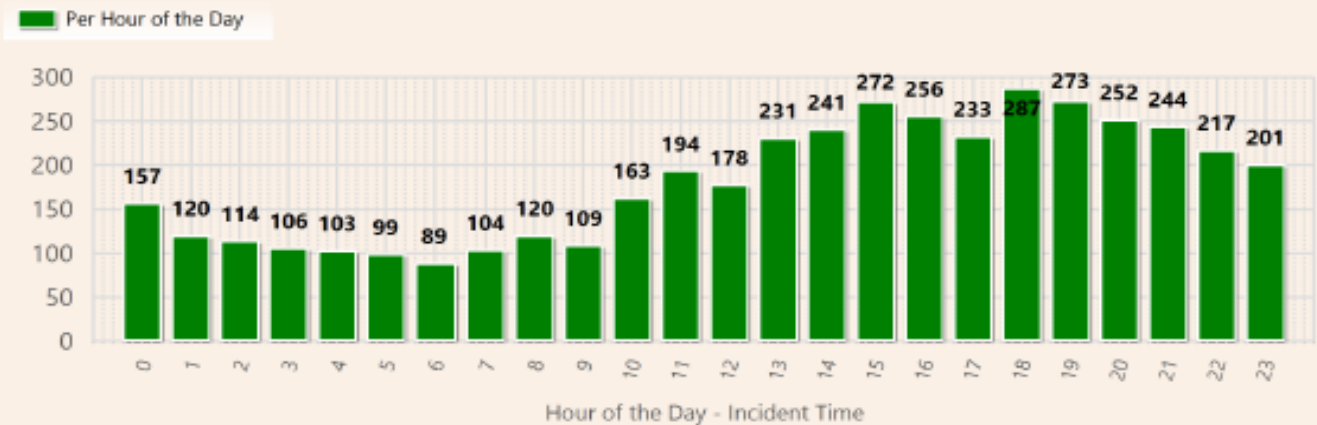
ODMAP Suspected Overdose Submissions - In the Last Month



ODMAP Suspected OD Submissions by day.

This graph shows total suspected overdoses called in each day during the time period.

ODMAP Suspected Overdose Submissions - All Data Submitted



Cumulative (June 2019—October 2022) Overdoses by the Hour of the Day

This graph shows the hour of the day suspected overdose incidents have occurred statewide since the SWORD program began on June 1, 2019.

Do you need help accessing ODMAP [Click here to contact the ODMAP Helpdesk](#), or call (301) 489-1744



410 Capitol Ave
Hartford, CT 06134
860-509-7975

**Department of Public Health
Office of Emergency Medical Services**

[Click here](#) to contact OEMS regarding the SWORD program,

ODMAP, or feedback, [Click here](#) to check out the SWORD page on our website

Thank you for your participation!

