

CT EMS SWORD

Statewide Opioid Reporting Directive Newsletter

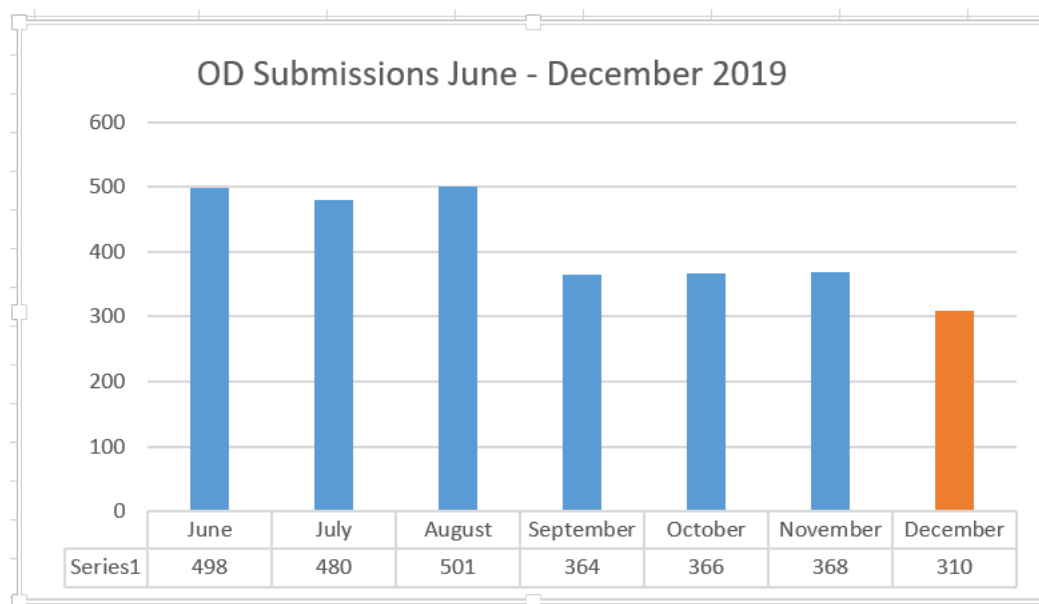
January 2020, Issue VIII

SWORD Statewide Reporting December 2019

In the month of December 2019, there were 310 calls into the CT Poison Control Center (CPCC). Of these calls, 277 were non-fatal and 33 resulted in fatalities. There were 243 total naloxone administrations: 160 non-fatal multiple doses of naloxone administered, 71 non-fatal single dose naloxone, and 45 non-fatal with no naloxone administered. One (1) non-fatal with “unknown” naloxone administered. Of the 33 fatalities, 11 received multiple doses of naloxone, 1 was given a single dose, and 21 with no naloxone administered. The gender breakdown for the state is: Male (221); Female (86) and (3) unknown.

The 310 cases involved suspected overdoses from all of our counties: Fairfield (59), Hartford (112), Litchfield (24), Middlesex (13), New Haven (54), New London (33), Tolland and Windham (15). The age breakdown of the patients is as follows: 0 to 24 years of age (23); 25 to 34 years of age (92); 35 to 44 years of age (66); 45 to 54 years of age (70); 55 to 64 years of age (43); 65 years of age and older (14) and (2) unknown.

*Numbers subject to change

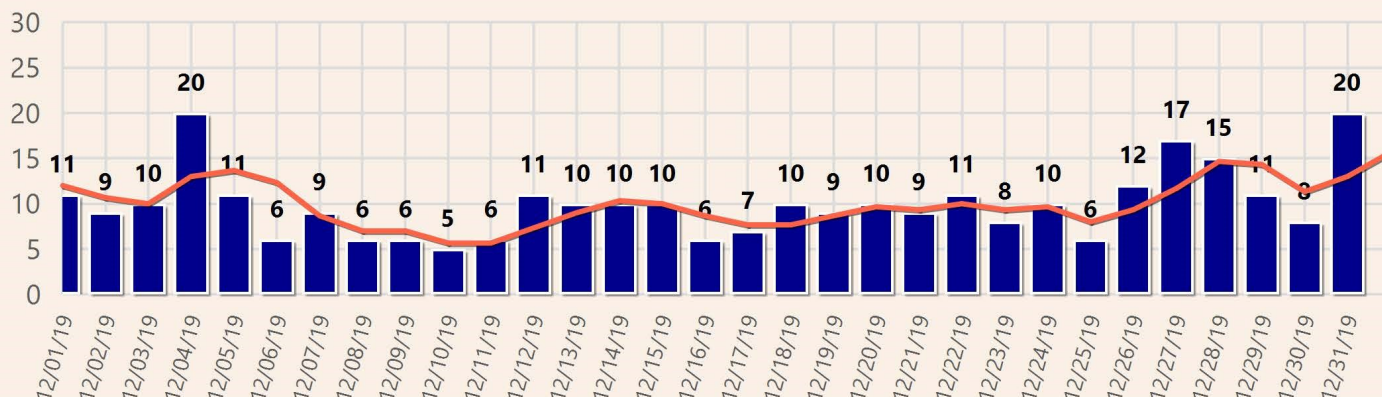


This graph shows the total suspected overdoses called into CPCC by month since the inception of the SWORD project, June 1, 2019

KUDOS: [REDACTED] and all who have called in SWORD cases to the CPCC. Keep up the great work!

ODMAP Suspected Overdose Submissions - In the Last Month

■ Entries Per Day — 3-Day Moving Avg

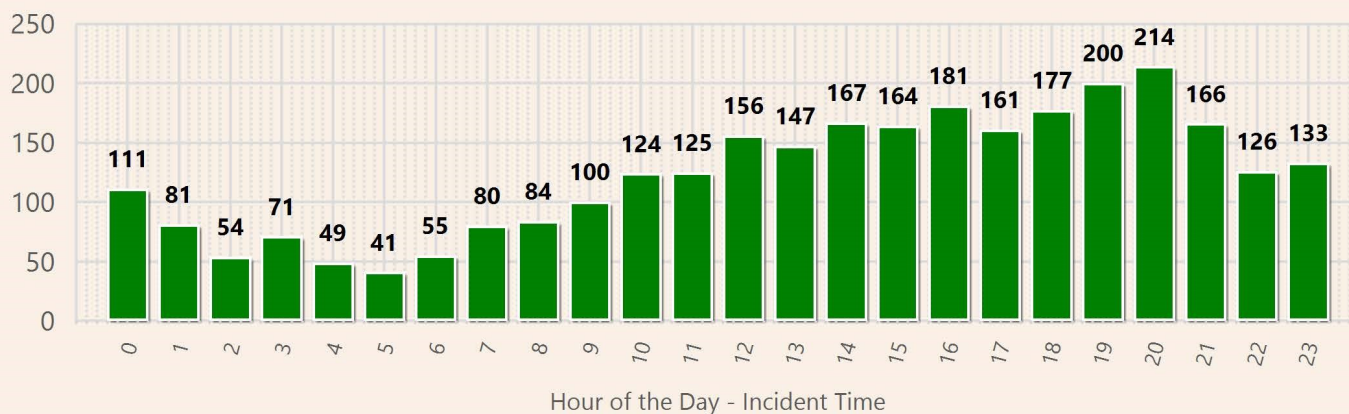


December, 2019 ODMAP Suspected OD Submissions by day.

This graph shows total suspected overdoses called in each day during the time period. The red line running horizontally shows a 3-day moving average of call-ins.

ODMAP Suspected Overdose Submissions - All Data Submitted

■ Per Hour of the Day



Cumulative (June—December 31, 2019) Overdoses by the Hour of the Day

This graph shows the hour of the day suspected overdose incidents have occurred statewide since the SWORD program began on June 1, 2019.

Note: All data in this newsletter comes from reports made by CT EMS and can be viewed in ODMAP Level 2

Incidence of Opioid Overdoses in Motor Vehicles in Connecticut

The following abstract, based on the Statewide Opioid Reporting Directive (SWORD) data, has been submitted to an academic emergency medical conference. It is just one of the many uses being made of the SWORD data.

Incidence of Opioid Overdoses in Motor Vehicles in Connecticut

In 2017, over 70,000 Americans died from overdose, including 1,038 in Connecticut. Knowing where patients are overdosing can help public health groups target interventions. This study examines how many suspected opioid overdoses occur in motor vehicles using data from the SWORD project.

Methods:

The SWORD project requires emergency medical system (EMS) providers to report all suspected opioid overdoses to the Connecticut Poison Control Center (CPCC) in near real-time. Data are collected prospectively for each case. A pre-determined series of ten questions are systematically answered for each case. One question is: "Did the overdose occur in a motor vehicle?" This question was introduced into the questionnaire on July 15, 2019. We retrospectively examined answers to this question for the period of July 15, 2019 to December 25, 2019 (5 months). Each record where motor vehicle was checked was matched with the CPCC record, which was reviewed for accuracy and additional information. We recorded if the motor vehicle was moving or parked at the time of the overdose, if there was a collision (MVC) and/or injuries, and if naloxone was given and by which type of responder.

Results:

A total of 2,078 suspected overdoses were reported to the CPCC during the study period of 5 months. Of these 2,078 suspected overdoses, 210 (10.1%) occurred in a motor vehicle.

Of the 210 suspected overdoses that occurred in a motor vehicle, 106 (50.4%) involved a motor vehicle that was moving or engaged in "drive"; 104 (49.6%) involved stationary motor vehicles with 17 (8.0%) in cars parked at gas stations. Forty-one (19.5%) involved MVCs with four associated with severe injuries. Naloxone was administered to 176 patients (83.8%). Police first administered naloxone in forty (22.7%) cases.

Conclusions:

Up to 10.1% of suspected opioid overdoses occur in motor vehicles. Approximately half of these suspected overdoses occur in moving vehicles and 20% involve MVC's. Police officers who respond to the scene of a motor vehicle collision should be equipped with naloxone. Harm reduction groups may want to consider making naloxone available to gas station attendants in high-risk areas.



Department of Public Health
Office of Emergency Medical Services

410 Capitol Ave
Hartford, CT 06134
860-509-7975



[Click here](#) to contact OEMS regarding the SWORD program , ODMAP, or feedback

[Click here](#) to check out the SWORD page on our website

Thank you for your participation!