

2019 Annual Report

January 4, 2021

Acting Commissioner Deidre S. Gifford, MD, MPH
Connecticut Department of Public Health



Acknowledgments

Connecticut Department of Public Health

Raffaella Coler, RN, MEd, Paramedic

Director – Office of Emergency Medical Services

Richard Kamin, MD, FACEP, FAEMS

Medical Director – Office of Emergency Medical Services

Prepared By:

Heidi Fitzgerald, MBA

Consultant - Office of Emergency Medical Services

Table of Contents

Introduction	6
Background and Methods	6
2019 EMS Data at a Glance.....	7
EMS Summary Statistics, 2019.....	8
Table 1: Agencies Submitting Data by Level of Service, 2019	8
Table 2: Active Agencies with Incomplete Data, 2019.....	12
Response Times by Town.....	13
Table 3: Average Response Times (in Minutes) – by Rural/Suburban/Urban Classification – Unit Notified by Dispatch to Unit Arrived on Scene	13
Figure 1: EMS Calls by Level of Care, Number of Calls per Level	17
Figure 2: Refused Calls per Month, Number of Calls per Month.....	18
Figure 3: Mutual Aid Calls per Month, Number of Calls per Month.....	18
Figure 4: Type of Service Requested, Number of Calls per Type	19
Figure 5: Average Response Times, in Minutes	19
Figure 6: Patient Age, Percentage of Calls per Age Range.....	20
Figure 7: Gender, Percentage of Calls per Gender – Where Gender is Recorded/Applicable	21
Figure 8: Number of Calls per Month	21
Figure 9: Patient Disposition, Number of Calls per Disposition	22
Figure 10: Primary Role of Unit, Number of calls per Unit Type	22
Figure 11: Response Mode to Scene, Number of calls per Mode	23
Figure 12: Additional Response Mode Descriptors, Primary Mode, Number of Calls per Descriptor – Where a Descriptor is Present	23
Figure 13: Scene Incident Location Category, Number of Calls per Category – Where Recorded and Applicable.....	24
Figure 14: Disposition Destination Type, Number of Calls per Type – Where Recorded and Applicable ..	24
Figure 15: Barriers to Patient Care, Number of Calls per Barrier – Where Barriers Exist.....	25
Figure 16: Payment CMS Service Levels, Number of Calls per Service Level – Where Recorded and Applicable.....	25
Figure 17: Primary Method of Payment, Number of Calls per Method – Where Recorded and Applicable	26
Delay Data.....	27
Figure 18: Scene Delay Types, Number of Calls per Delay Type – Where Recorded and Applicable.....	27

Figure 19: Transport Delay Types, Number of Calls per Delay Type – Where Recorded and Applicable...	28
Figure 20: Turn-Around Delay Types, Number of Calls per Delay Type – Where Recorded and Applicable	29
Figure 21: Possible Injury? – Where Recorded and Applicable	30
Figure 22: Work Related Illness? – Where Recorded and Applicable.....	30
Figure 23: Initial Patient Acuity, Number of Calls per Acuity Type – Where Recorded and Applicable.....	30
Figure 24: Reported Calls of Adult Injury, Number of Calls per Type – Where Recorded and Applicable .	31
Figure 25: Reported Calls of Pediatric Injury, Number of Calls per Type – Where Recorded and Applicable	32
Figure 26: Mechanism of Injury, Number of Calls per Type – Where Recorded and Applicable	33
Figure 27: Trauma Center Criteria, Number of Calls per Criteria – Where Recorded and Applicable	34
Figure 28: Falls by Age, Number of Calls per Age Range	35
Figure 29: Falls at Age 40 and Older by Location, Number of Calls per Location by Age Group – Where Recorded and Applicable	36
Figure 30: Falls by Gender and Age Group, Number of Calls per Group	37
Vehicle Related Injuries.....	38
Figure 31: Vehicle, Pedestrian or Other Injury Risk Factors, Number of Calls per Factor – Where Recorded and Applicable.....	38
Figure 32: Age and Gender Vehicle Related Injuries, Number of Calls per Age/Gender – Where Gender is Recorded and Applicable	39
Figure 33: Pedestrian/Pedal Bicyclist Injuries by Age and Gender, Number of Calls per Age/Gender	40
Figure 34: Incident by Time of Day, Number of Calls per Hour	41
Figure 35: Incidents by Day of Week, Number of Calls per Day	41
Assault	42
Figure 36: Assault Injuries by Age and Gender, Number of Calls per Age/Gender	42
Cardiac	43
Figure 37: Cardiac Arrests by Age and Gender, Number of Calls per Age/Gender	43
Figure 38: Cardiac Arrest by Etiology and Gender, Number of Calls per Etiology/Gender	44
Figure 39: Cardiac Arrest by Location Type, Number of Calls per Location – Where Recorded and Applicable.....	45
Figure 40: Cardiac Arrest First Monitored Arrest Rhythm, Number of Calls per Rhythm – Where Recorded and Applicable.....	46
Figure 41: Cardiac Arrest Provided Prior to EMS Arrival? – Where Recorded and Applicable.....	46
Figure 42: Cardiac Arrest AED Use Prior to EMS Arrival? – Where Recorded and Applicable	46

Figure 43: Cardiac Arrest Patient Outcome at End of EMS Event, Number of Calls per Event – Where Recorded and Applicable	47
Figure 45: Cardiac Arrest AED Use Prior to EMS Arrival? – Where Recorded and Applicable	48
Figure 46: Non-Traumatic Chest Pain Treated with Aspirin by Gender and Age, Number of Calls per Gender/Age.....	49
Opioid Data	50
Figure 47: Naloxone Given, Positive Patient History or Drug Protocol, Number of Calls per combination of Naloxone/History/Protocol.....	50
Figure 48: Naloxone Dose Administered, Number of calls per Count	51
Figure 50: Opioid Related Calls, Number of Calls by Age and Gender	52
Mental Health.....	53
Figure 51: Mental Health Related Calls, Number of Calls by Age and Gender	53
Appendix 1: Response Times by Agency.....	54
Appendix 2: Response Times by City/Town.....	59
Appendix 3: Mutual Aid, Refused and Total Calls by Town	73
Appendix 4: Fractal Times for Dispatch, First Responder, BLS, ALS, by Town	86
Appendix 5: Definitions	152
City/Town Categorization:	152
Level of Care of Unit:	152
Type of Service Requested:.....	152
Refused Calls:.....	153
Mutual Aid:	153
Delay Data:.....	153
Age Group:.....	153
Cardiac Arrest Rhythm:.....	153
Opioid Data:	154
Mental Health Data:.....	154

Introduction

The Office of Emergency Medical Services (OEMS) has statutory authority for statewide collection of EMS data¹ and Trauma Registry information.² OEMS interacts within a large network of local, regional, statewide, and national stakeholders and shares data with the National Emergency Medical Services Information System (NEMSIS). The office works with federal partners and software vendors to standardize submissions and assure the correct processing of records.

Data collection for Year 2017 onward was based on NEMSIS version 3.4.0. This report is based on year 2019 prehospital data submitted to OEMS via the Image Trend Elite application from January 1, 2019 through December 31, 2019.

Approximately 750,000 records are submitted to the database annually. Approximately 65% of 2019 data is available because of an on-going data migration. Approximately 85% of 2020 data is expected to be available for the 2020 Annual Report.

Background and Methods

The purpose of this report is to provide statistics on EMS calls. These statistics are filtered by gender, age, day of the week, time of day, and other factors.

The denominators in these reports are based on 2019 911 calls only, except for the Type of Service Requested report, which reports the volume of all calls, differentiated by type. The reports were run in the Image Trend application while the data was transformed, and charts created in Microsoft Excel.

The response times for towns and agencies include all 911 calls, regardless of if the recorded response time was blank, zero, or unusually large. Because of this, some towns or agencies may have statistics that do not accurately indicate their actual response times. The response time Unit Notified by Dispatch to Unit Arrived on Scene was used as the time metric for comparison between agencies and towns. This metric was chosen as it provides a good representation of the time it takes a unit to respond to the scene.

¹ Connecticut General Statutes Section 19a-177(8)(A) designates the Commissioner of Public Health to collect information on prehospital care rendered by each licensed ambulance service or certified ambulance service that provides emergency medical services.

² Section 19a-177-7 of the Regulations of Connecticut State Agencies requires that each licensed Connecticut acute care hospital submit information to the trauma registry for analysis and evaluation of the quality of care of trauma patients. Records in the trauma registry include all admitted trauma patients, trauma patients who died, trauma patients who were transferred, and all patients with traumatic brain injury.

2019 EMS Data at a Glance

Total EMS Calls
370,899
(includes 24,535 refused calls
and 1,893 mutual aid calls)

Number of Agencies submitting data -
163

Number of Agencies not submitting data -
10

72% of calls required Advanced Life Support (ALS)
28% of calls required Basic Life Support (BLS)

20 minute average response time to scene

15 minute average
response time to scene –
Rural towns

18 minute average
response time to scene –
Urban towns/cities

22 minute average
response time to scene –
Suburban towns

EMS Summary Statistics, 2019

Table 1: Agencies Submitting Data by Level of Service, 2019

Agencies providing ALS services	Agencies providing BLS services
Aetna Ambulance Service Inc	Aetna Ambulance Service Inc
Ambulance Service of Manchester LLC	Ambulance Service of Manchester LLC
AMERICAN AMBULANCE SERVICE INC	AMERICAN AMBULANCE SERVICE INC
American Legion Ambulance Fund	American Legion Ambulance Fund
AMR Statewide	AMR Statewide
AMR Bridgeport	AMR New Haven
AMR Hartford	Andover Volunteer Fire Department
AMR New Haven	Ansonia Rescue & Medical Services
AMR Waterbury	Ashford Volunteer Fire Department
Bantam Fire Company	Baltic Fire Department
Bethany Volunteer Fire Department Ambulance	Bantam Fire Company
Bethel Volunteer Fire Department	Beacon Hose
Bloomfield Volunteer Ambulance	Bethany Volunteer Fire Department Ambulance
Bozrah Volunteer Fire Company	Bethel Volunteer Fire Department
Bradley Airport Emergency	Bloomfield Volunteer Ambulance
Branford Fire Department – Emergency Medical Services	Bozrah Volunteer Fire Company
Bristol Hospital Emergency Medical Services, LLC	Bradley Airport Emergency
Brookfield Volunteer Fire Company	Branford Fire Department - Emergency Medical Services
Burlington Volunteer Fire Department	Bridgewater Volunteer Fire Department
Campion Ambulance Service	Bristol Hospital EMS, LLC
Canton Volunteer Fire & Emergency Medical Services	Brookfield Volunteer Fire Company
Chester Hose Company	Burlington Volunteer Fire Department
Danbury EMS (aka. Nuvance Health Ambulance)	Campion Ambulance Service
Darien EMS - Post 53	Canton Volunteer Fire & Emergency Medical Services
Deep River Ambulance Association	Chester Hose Company
East Hampton Ambulance Association	Chesterfield Fire Company
East Hartford Fire Department	Colchester Hayward Volunteer Fire Company
East Haven Fire Department	Columbia Fire Department
East Windsor Ambulance Association	Community Fire Company
Echo Hose Hook & Ladder Volunteer Ambulance	Cornwall Volunteer Fire Department
Ellington Volunteer Ambulance Corps	Cromwell Fire Department
Enfield Community Ambulance	Darien EMS - Post 53
First Fire Taxation District of West Haven	Deep River Ambulance Association
Franklin Volunteer Fire Department	Durham Volunteer Ambulance Corps
Gardner Lake Volunteer Fire Company	East Haddam Ambulance Association Inc.
Georgetown Volunteer Fire Department	East Hampton Ambulance Association

Agencies providing ALS services	Agencies providing BLS services
Goshen Volunteer Fire Company	East Hartford Fire Department
Granby Ambulance Association	East Haven Fire Department
Greenwich Emergency Medical Services	East Lyme Ambulance
Guilford Fire Department Ambulance	East Windsor Ambulance Association
Haddam Volunteer Ambulance Service	Easton Volunteer Emergency Medical Services
Harwinton Ambulance Association	Echo Hose Hook & Ladder Volunteer Ambulance
Hebron Volunteer Fire Department	Electric Boat Corporation
Heritage Village Ambulance Association	Ellington Volunteer Ambulance Corps
Hunter's Ambulance Service	Enfield Community Ambulance
Lawrence & Memorial Hospital	Essex Ambulance Association
LIFE STAR Air Medical Program	Falls Village Volunteer Fire Department
Litchfield Volunteer Ambulance Association	First Fire Taxation District of West Haven
Lyme Ambulance Association	Franklin Volunteer Fire Department
Madison Ambulance Association Inc.	Gardner Lake Volunteer Fire Company
Manchester Fire Department	Georgetown Volunteer Fire Department
Middlesex Hospital	Glastonbury Volunteer Ambulance Association
Milford Fire Department - Emergency Medical Services	Goshen Volunteer Fire Company
Mohegan Fire Company	Granby Ambulance Association
Mohegan Tribal Fire Department	Greenwich Emergency Medical Services
Naugatuck Ambulance Corps. Inc	Guilford Fire Department Ambulance
New Britain Emergency Medical Services	Haddam Volunteer Ambulance Service
New Fairfield Volunteer Fire Department	Hampton-Chaplin Ambulance Corp
New Hartford Volunteer Fire Dept. Ambulance Service	Harwinton Ambulance Association
New Haven Fire Department	Hebron Volunteer Fire Department
New London Fire Department	Heritage Village Ambulance Association
Newington Volunteer Ambulance Corp	Hunter's Ambulance Service
Newtown Volunteer Ambulance Corps	Kent Fire Department
North Branford Fire Department Ambulance Company#4	Killingworth Ambulance Association
North Canaan Volunteer Ambulance Corps	Lebanon Volunteer Fire Department Inc.
North Haven Fire Department	Litchfield Volunteer Ambulance Association
Norwalk Hospital Association	Lyme Ambulance Association
Oakdale Fire Company	Madison Ambulance Association Inc.
Old Lyme South End Volunteer Ambulance Association	Manchester Fire Department
Putnam Emergency Medical Services Ambulance Service	Mansfield Division of Fire and Emergency
Redding Fire District	Middlebury Fire Department
Ridgefield Fire Department	Middlesex Hospital
Rocky Hill Volunteer Ambulance	Milford Fire Dept - Emergency Medical Services
Roxbury Ambulance Association	Mohegan Fire Company
Roy B. Pettengill Ambulance	Mohegan Tribal Fire Department
Simsbury Volunteer Ambulance Association	Montville Fire Company Ambulance

Agencies providing ALS services	Agencies providing BLS services
Somers Fire Department Ambulance Division	Mystic River Ambulance Association
Southbury Ambulance Association	Naugatuck Ambulance Corps. Inc
Stafford Ambulance Association	Nelson Ambulance Service
Stamford Emergency Medical Services Inc.	New Britain Emergency Medical Services
Stony Hill Volunteer Fire Company	New Canaan Volunteer Ambulance Corps
Stratford Emergency Medical Services	New Fairfield Volunteer Fire Department
Suffield Volunteer Ambulance Association	New Hartford Volunteer Fire Dept. Ambulance Service
Tolland Fire Department	New London Fire Department
Trinity Health New England Emergency Medical Services	New Milford Community Ambulance
Trumbull Emergency Medical Services	Newington Volunteer Ambulance Corp
UCONN Health Center Fire Department	Newtown Volunteer Ambulance Corps
Valley Emergency Medical Services	Norfolk Lions Club Ambulance
Vernon Fire Department	North Branford Fire Department Ambulance Company#4
Wallingford Department of Fire Services	North Canaan Volunteer Ambulance Corps
West Hartford Fire Department	North Haven Fire Department
West Haven Fire Department - Allingtown (City of West Haven 3rd District)	Norwalk Hospital Association
West Redding Volunteer Fire Department District Co.	Oakdale Fire Co.
West Shore Fire District (West Haven - 2nd District)	Old Lyme South End Volunteer Ambulance Association
Westbrook Ambulance Association	Old Saybrook Ambulance Association
Weston Volunteer Emergency Medical Services	Oxford Ambulance Association, Inc.
Westport Emergency Medical Services	Pfizer Inc
Willington Fire Department	Poquetanuck Vol. Fire Dept.
Wilton Voluntyeer Ambulance	Pratt & Whitney Division of UTC
Windham Community Memorial Hospital	Pratt & Whitney-Medical Team-Middletown
Windsor Locks Lions Club Ambulance	Putnam Emergency Medical Services Ambulance Service
Windsor Volunteer Ambulance Inc., d/b/a Windsor EMS	Redding Fire District
Winsted Area Ambulance Association	Ridgefield Fire Department
Wolcott Volunteer Ambulance	Rocky Hill Volunteer Ambulance
	Roxbury Ambulance Association
	Roy B. Pettengill Ambulance
	Salisbury Volunteer Ambulance Service
	Scotland Fire Department
	Seymour Ambulance
	Sharon Fire Department Ambulance Squad
	Sherman Volunteer Fire Department
	Sikorsky Aircraft Corporation
	Simsbury Volunteer Ambulance Association
	Somers Fire Department Ambulance Division
	Southbury Ambulance Association

Agencies providing ALS services	Agencies providing BLS services
	Stafford Ambulance Association
	Stamford Emergency Medical Services Inc.
	Stonington Volunteer Ambulance Corps
	Stony Hill Volunteer Fire Company
	Storm Engine Company Ambulance & Rescue Corps
	Stratford Emergency Medical Services
	Suffield Volunteer Ambulance Association
	Tolland Fire Department
	Town of Coventry Fire / Emergency Medical Services
	Trinity Health of New England Emergency Medical Services
	Trumbull Emergency Medical Services
	UCONN Health Center Fire Department
	Valley Emergency Medical Services
	Vernon Fire Department
	Voluntown Volunteer Fire Company #1
	Wallingford Department of Fire Services
	Warren Volunteer Fire Company Inc.
	Washington Ambulance Association Inc.
	Waterford Ambulance Association
	West Hartford Fire Department
	West Haven Fire Department - Allingtown (City of West Haven 3rd District)
	West Redding Volunteer Fire Dept. District Company
	West Shore Fire District (West Haven - 2nd District)
	Westbrook Ambulance Association
	Weston Volunteer Emergency Medical Services
	Westport Emergency Medical Services
	Wethersfield Volunteer Ambulance Association
	Willimantic Fire Department
	Willington Fire Department
	Wilton Volunteer Ambulance
	Windsor Locks Lions Club Ambulance
	Windsor Volunteer Ambulance Inc., d/b/a Windsor Emergency Medical Services
	Winsted Area Ambulance Association
	Wolcott Volunteer Ambulance
	Woodbury Ambulance Association
	Woodstock EMS/Woodstock Volunteer Fire Association

Table 2: Active Agencies with Incomplete Data, 2019

Incomplete Data Submitted
Bethlehem Ambulance Association
Clinton Volunteer Fire Department
Collins Aerospace Emergency Services (Hamilton Sundstrand)
Groton Ambulance Association
Hamden Fire Department
Medical - Transportation d/b/a SkyHealth
Plymouth Volunteer Ambulance Corps
University of Connecticut Fire Department
Westerly Ambulance Rhode Island
Western Connecticut Health Network Affiliates d/b/a Nuvance Health Ambulance

Note: 2019 data is incomplete, some agencies may have reported, but the data has not yet been imported.

Response Times by Town

Table 3: Average Response Times (in Minutes) – by Rural/Suburban/Urban Classification
– Unit Notified by Dispatch to Unit Arrived on Scene

Note: Some cities and towns may appear more than once because they are listed with their town name, Town of, and City of.

Rural	Avg	Suburban	Avg	Urban	Avg
Andover	12	Avon	8	Ansonia	5
Ashford	16	Beacon Falls	14	Bridgeport	7
Barkhamsted	12	Berlin	48	Bristol	15
Bethany	12	Bethel	7	City of Bridgeport	288
Bethlehem	17	Bloomfield	13	City of Bristol	764
Bolton	10	Branford	10	City of Danbury	4
Brooklyn	11	Brookfield	11	City of Hartford	12
Burlington	41	Canton	8	City of Meriden	99
Canaan	9	Cheshire	601	City of Milford	0
Canterbury	12	City of Derby	345	City of New Britain	61
Chaplin	14	City of Groton	7	City of New Haven	220
Chester	37	City of Middletown	74	City of Stamford	175
Colebrook	14	City of New London	15	City of Waterbury	8
Columbia	10	City of Norwich	7	City of West Haven	16
Cornwall	15	City of Shelton	1	Danbury	8
Deep River	14	City of Torrington	6	East Hartford	8
Durham	15	Clinton	116	Fairfield	7
East Granby	11	Colchester	15	Greenwich	54
East Haddam	14	Coventry	11	Hamden	10
Eastford	19	Cromwell	38	Hartford	7
Easton	9	Darien	7	Manchester	18
Franklin	14	Derby	6	Meriden	17
Haddam	12	East Hampton	15	Milford	14
Hampton	13	East Haven	8	New Britain	12
Harwinton	9	Ellington	10	New Haven	8
Hebron	12	Enfield	10	Norwalk	8
Kent	18	Essex	11	Stamford	7
Killingworth	23	Farmington	37	Stratford	7
Lebanon	17	Glastonbury	12	Town of Bristol	7
Litchfield	9	Granby	14	Town of Danbury	6
Middlebury	11	Groton	8	Town of East Hartford	7
Middlefield	9	Guilford	49	Town of Greenwich	4
Morris	11	Hartland	20	Town of Hartford	6
New Hartford	10	Killingly Center	14	Town of Manchester	6

Rural	Avg	Suburban	Avg	Urban	Avg
Norfolk	13	Madison	9	Town of Milford	6
North Stonington	14	Mansfield Center	7	Town of New Britain	15
Old Lyme	13	Marlborough	33	Town of New Haven	4
Pomfret	16	Middletown	8	Town of Stratford	10
Portland	37	Monroe	12	Town of Waterbury	13
Putnam	9	Naugatuck	8	Town of West Hartford	6
Redding	9	New Canaan	8	Town of West Haven	6
Roxbury	13	New Fairfield	14	Waterbury	7
Salem	12	New London	6	West Hartford	9
Salisbury	18	New Milford	10	West Haven	9
Scotland	11	Newington	38		
Sharon	10	Newtown	12		
Sherman	17	North Branford	17		
Sterling	14	North Haven	13		
Town of Andover	47	Norwich	52		
Town of Ashford	10	Old Saybrook	106		
Town of Barkhamsted	15	Orange	8		
Town of Bethany	7	Oxford	9		
Town of Bethlehem	13	Plainfield	11		
Town of Bolton	9	Plainville	15		
Town of Bozrah	11	Plymouth	15		
Town of Bridgewater	13	Prospect	10		
Town of Brooklyn	8	Ridgefield	11		
Town of Burlington	9	Rocky Hill	15		
Town of Canaan	32	Seymour	7		
Town of Canterbury	14	Shelton	10		
Town of Chaplin	16	Simsbury	8		
Town of Chester	6	Somers	14		
Town of Colebrook	11	South Windsor	28		
Town of Columbia	18	Southbury	10		
Town of Cornwall	16	Southington	40		
Town of Deep River	0	Stafford	12		
Town of Durham	86	Stonington	14		
Town of East Granby	9	Suffield	13		
Town of East Haddam	19	Thompson	13		
Town of Eastford	15	Tolland	12		
Town of Franklin	9	Torrington	14		
Town of Goshen	14	Town of Avon	6		
Town of Hampton	14	Town of Berlin	5		
Town of Harwinton	8	Town of Bethel	30		

Rural	Avg	Suburban	Avg	Urban	Avg
Town of Hebron	15	Town of Bloomfield	15		
Town of Kent	22	Town of Branford	7		
Town of Killingworth	42	Town of Brookfield	0		
Town of Lebanon	38	Town of Canton	16		
Town of Lisbon	9	Town of Cheshire	31		
Town of Litchfield	11	Town of Clinton	876		
Town of Lyme	22	Town of Colchester	8		
Town of Middlebury	9	Town of Coventry	14		
Town of Morris	15	Town of Cromwell	12		
Town of New Hartford	15	Town of East Hampton	11		
Town of Norfolk	14	Town of East Haven	5		
Town of North Canaan	18	Town of East Lyme	5		
Town of North Stonington	11	Town of East Windsor	6		
Town of Old Lyme	11	Town of Ellington	13		
Town of Pomfret	11	Town of Enfield	11		
Town of Preston	10	Town of Farmington	3		
Town of Putnam	4	Town of Glastonbury	11		
Town of Roxbury	18	Town of Granby	8		
Town of Salem	18	Town of Griswold	10		
Town of Salisbury	16	Town of Groton	28		
Town of Sharon	11	Town of Guilford	8		
Town of Sherman	16	Town of Ledyard	6		
Town of Voluntown	17	Town of Madison	11		
Town of Warren	27	Town of Mansfield	22		
Town of Washington	18	Town of Marlborough	19		
Town of Woodbury	20	Town of Middletown	2		
Union	17	Town of Montville	12		
Voluntown	10	Town of Naugatuck	13		
Warren	16	Town of New Fairfield	13		
Washington	17	Town of New London	5		
Westbrook	36	Town of New Milford	10		
Woodbridge	8	Town of Newington	15		
Woodbury	16	Town of Newtown	14		
Woodstock	11	Town of North Branford	12		
		Town of North Haven	410		
		Town of Norwich			
		Town of Old Saybrook	6		
		Town of Orange	10		
		Town of Oxford	14		

Rural	Avg	Suburban	Avg	Urban	Avg
		Town of Plainfield	15		
		Town of Plainville	5		
		Town of Plymouth	9		
		Town of Rocky Hill	7		
		Town of Simsbury	15		
		Town of Somers	10		
		Town of South Windsor	7		
		Town of Southbury	15		
		Town of Southington	23		
		Town of Stafford	11		
		Town of Stonington	9		
		Town of Suffield	9		
		Town of Tolland	15		
		Town of Vernon	15		
		Town of Wallingford	12		
		Town of Waterford	6		
		Town of Watertown	17		
		Town of Wethersfield	6		
		Town of Willington	13		
		Town of Winchester	23		
		Town of Windham	9		
		Town of Windsor	9		
		Town of Windsor Locks	6		
		Town of Wolcott	7		
		Trumbull	9		
		Vernon	9		
		Wallingford	131		
		Waterford	8		
		Watertown	10		
		Weston	19		
		Westport	8		
		Wethersfield	16		
		Willimantic	8		
		Wilton	8		
		Winchester Center	8		
		Windham	8		
		Windsor	12		
		Windsor Locks	6		
		Wolcott	630		

Figure 1: EMS Calls by Level of Care, Number of Calls per Level

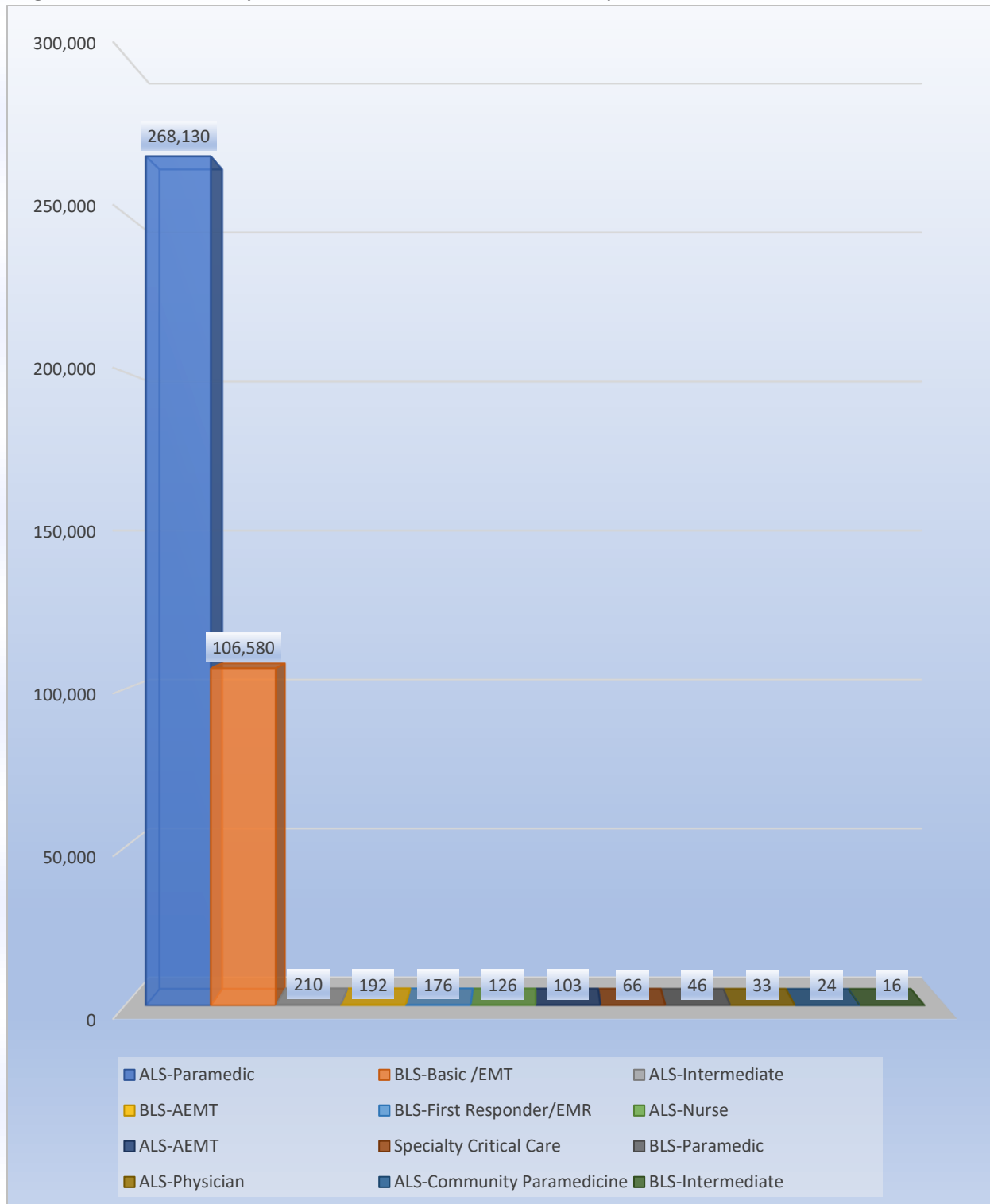


Figure 2: Refused Calls per Month, Number of Calls per Month

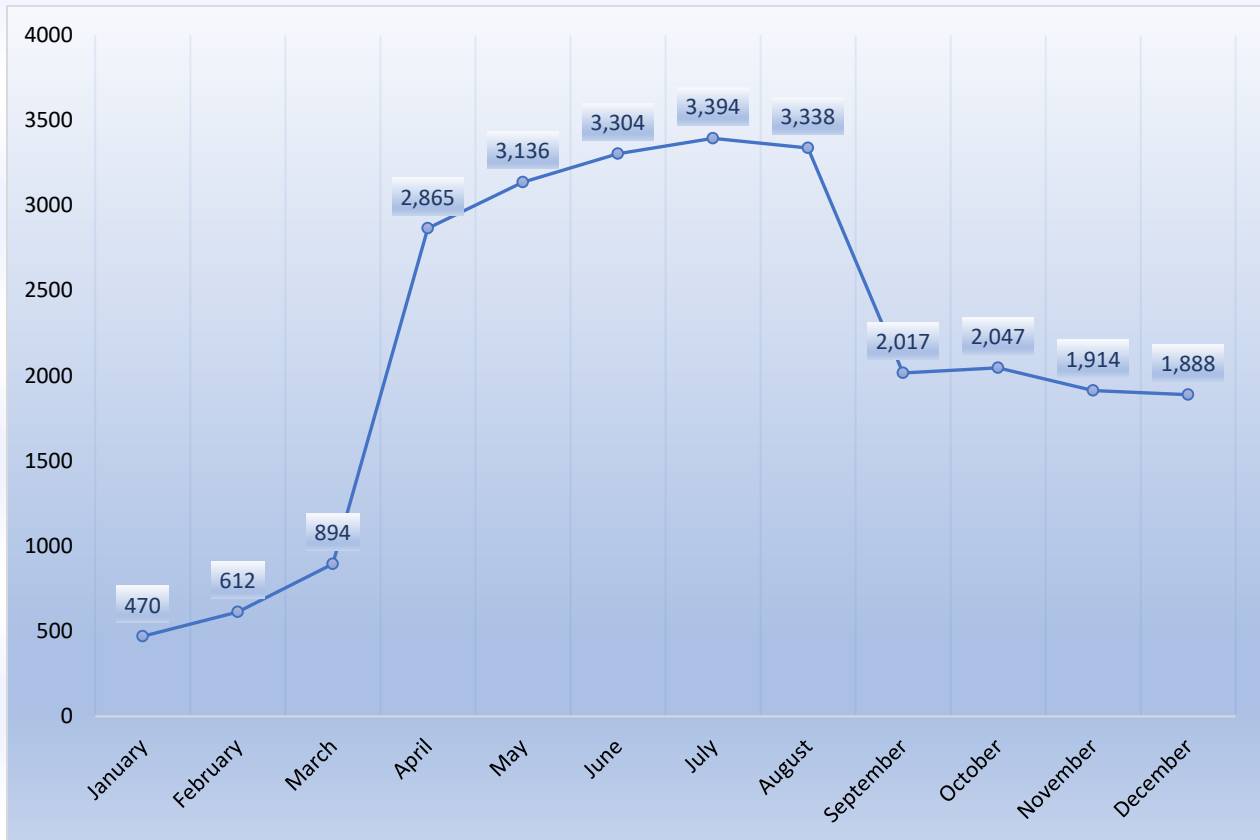


Figure 3: Mutual Aid Calls per Month, Number of Calls per Month

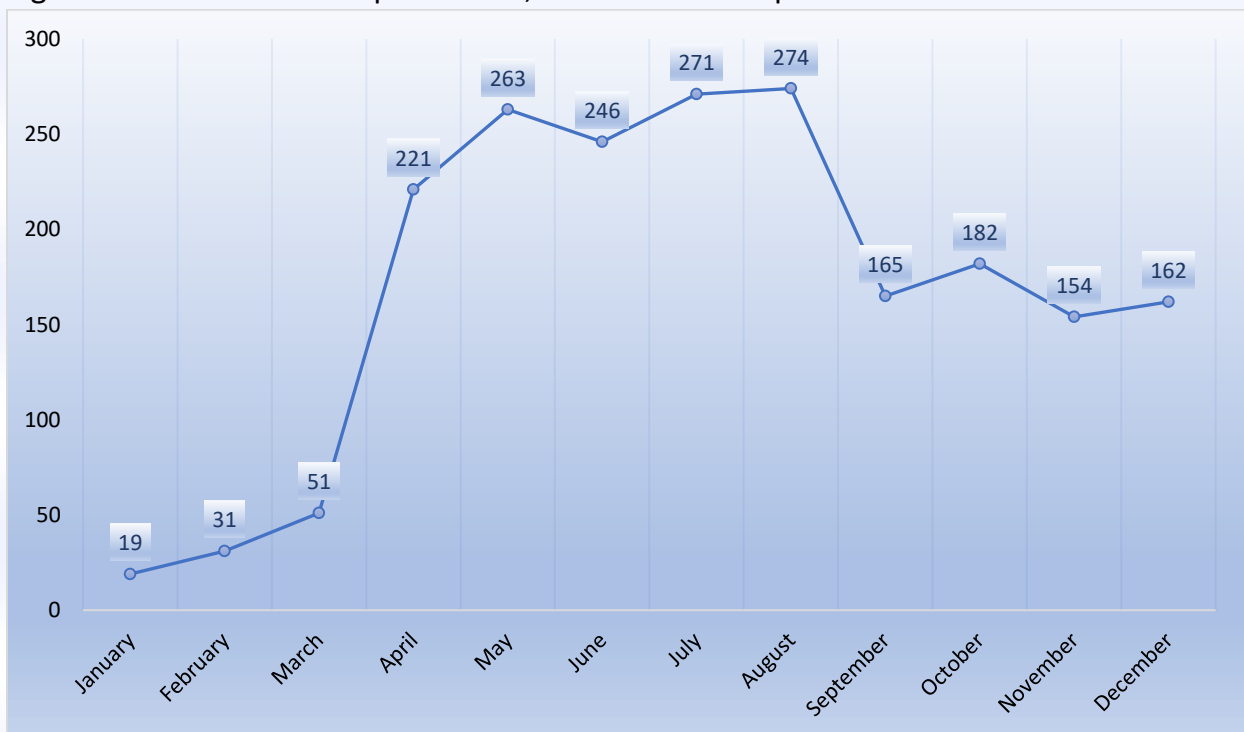


Figure 4: Type of Service Requested, Number of Calls per Type

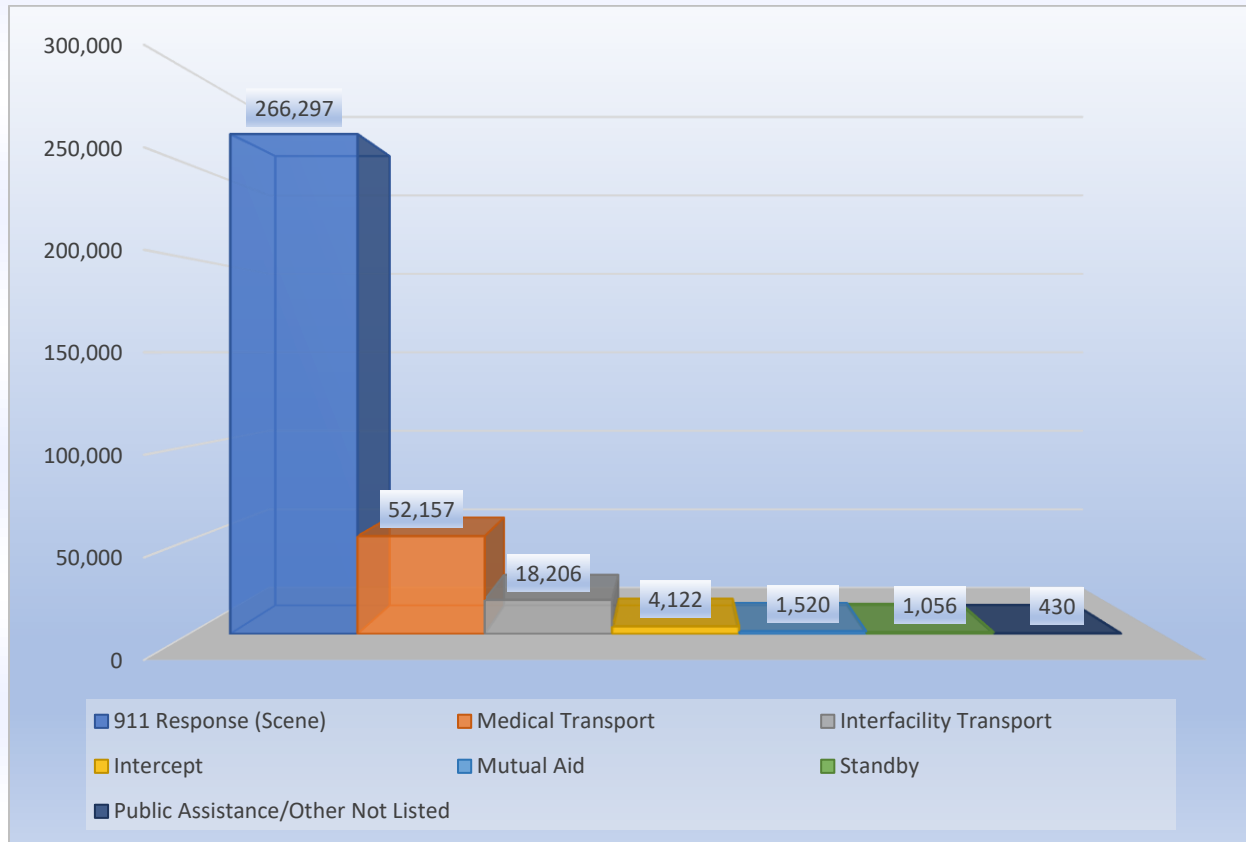


Figure 5: Average Response Times, in Minutes

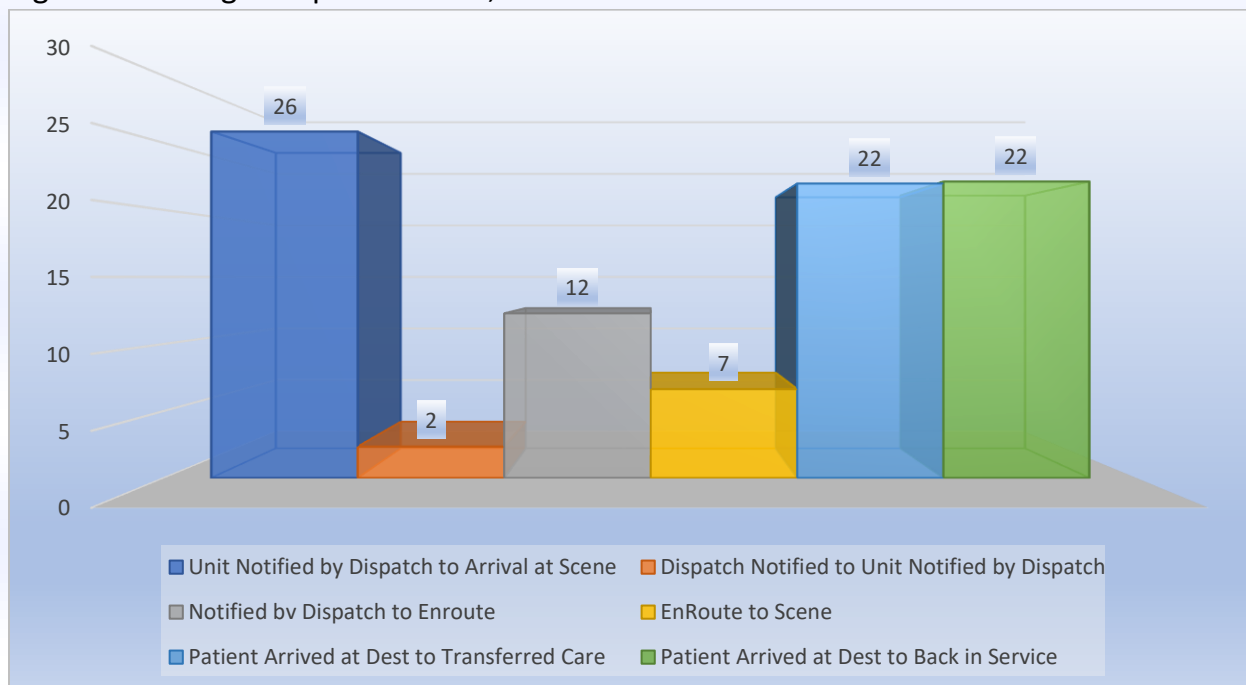


Figure 6: Patient Age, Percentage of Calls per Age Range

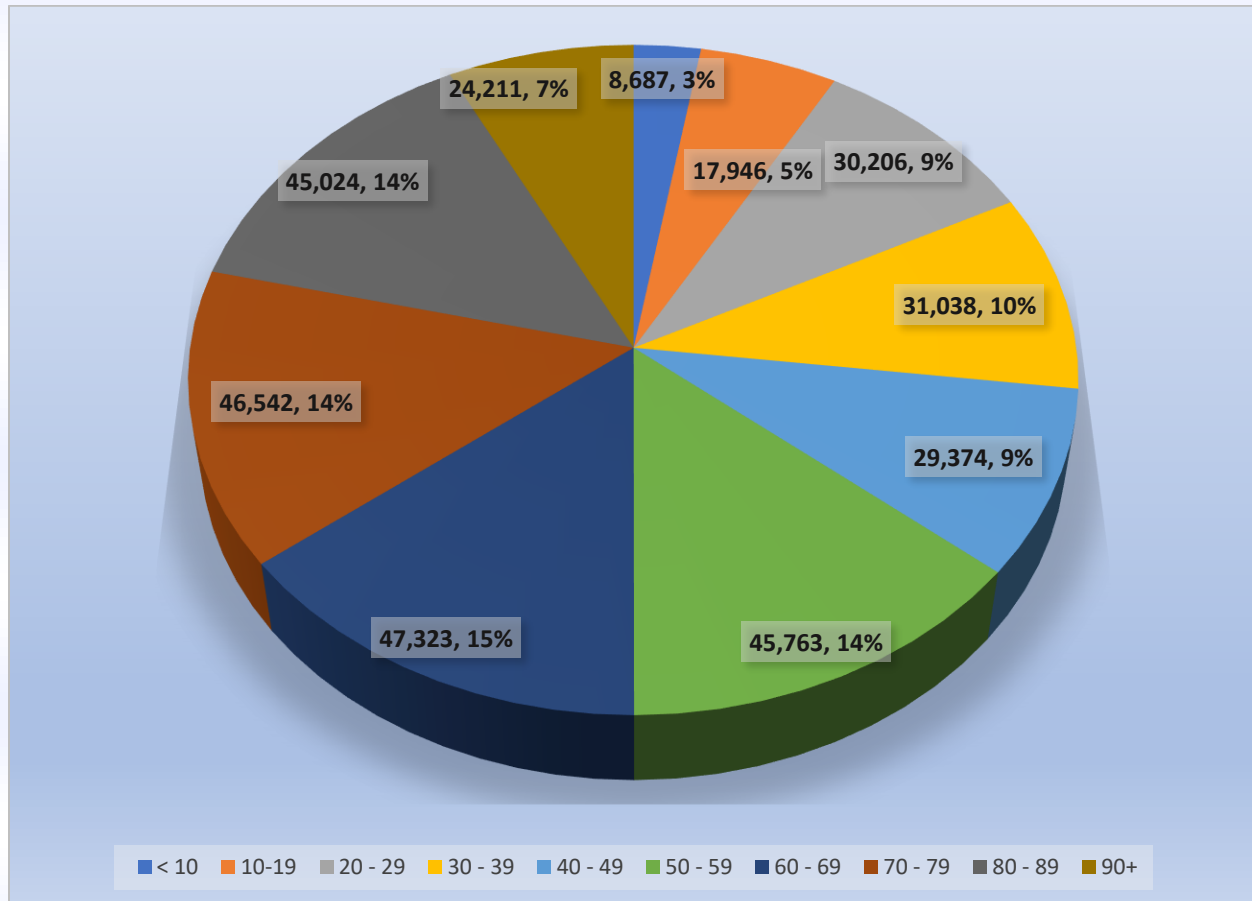


Figure 7: Gender, Percentage of Calls per Gender – Where Gender is Recorded/Applicable

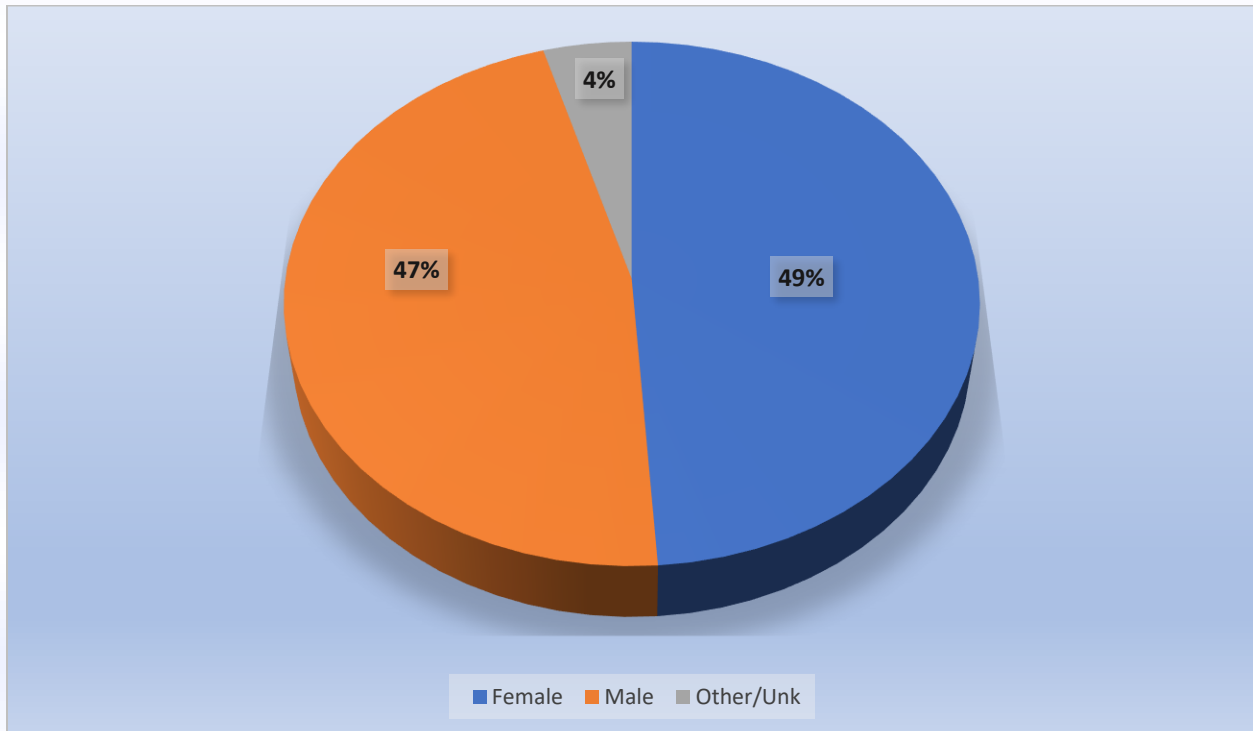


Figure 8: Number of Calls per Month



Figure 9: Patient Disposition, Number of Calls per Disposition

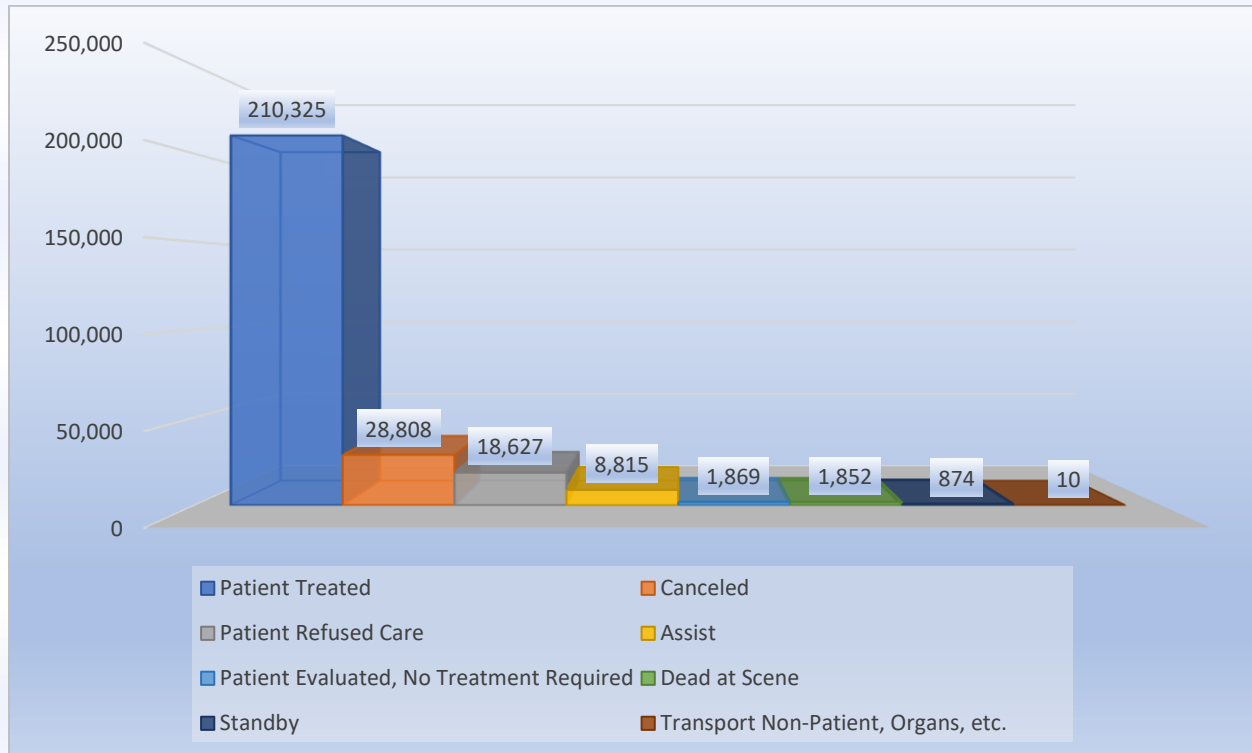


Figure 10: Primary Role of Unit, Number of calls per Unit Type

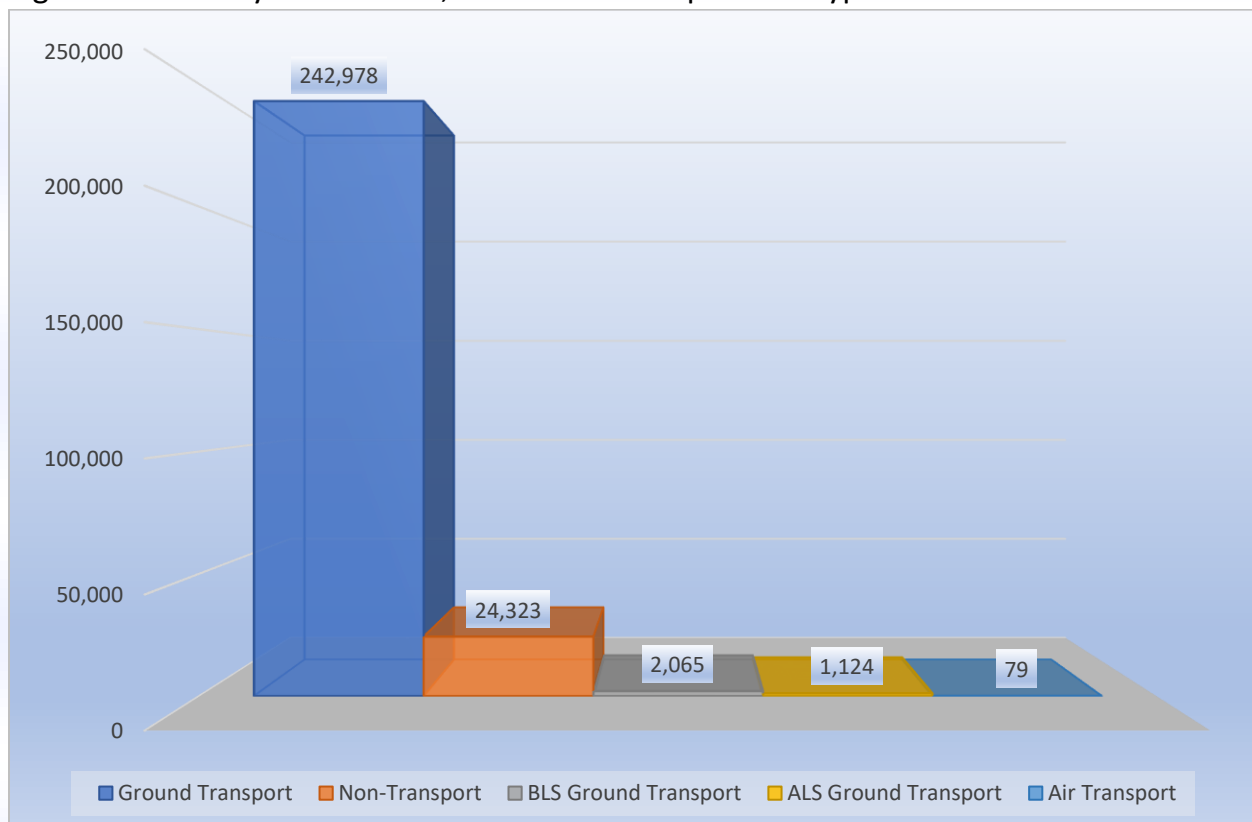


Figure 11: Response Mode to Scene, Number of calls per Mode

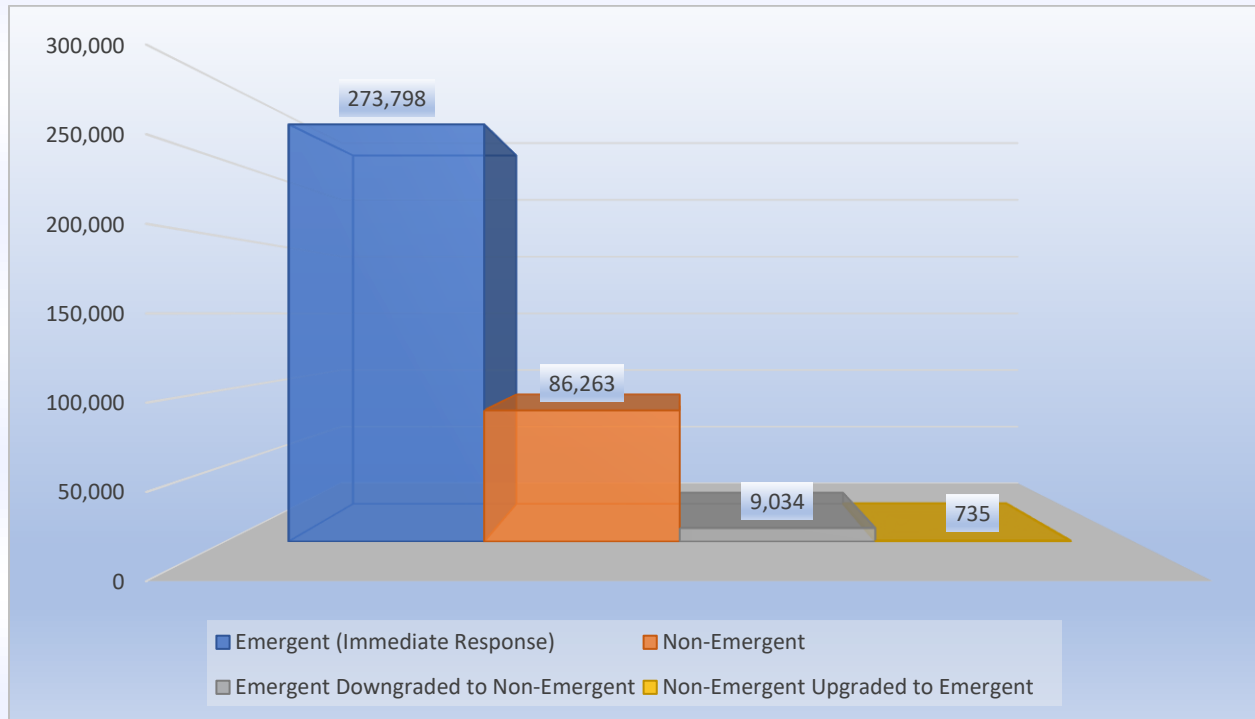


Figure 12: Additional Response Mode Descriptors, Primary Mode, Number of Calls per Descriptor – Where a Descriptor is Present

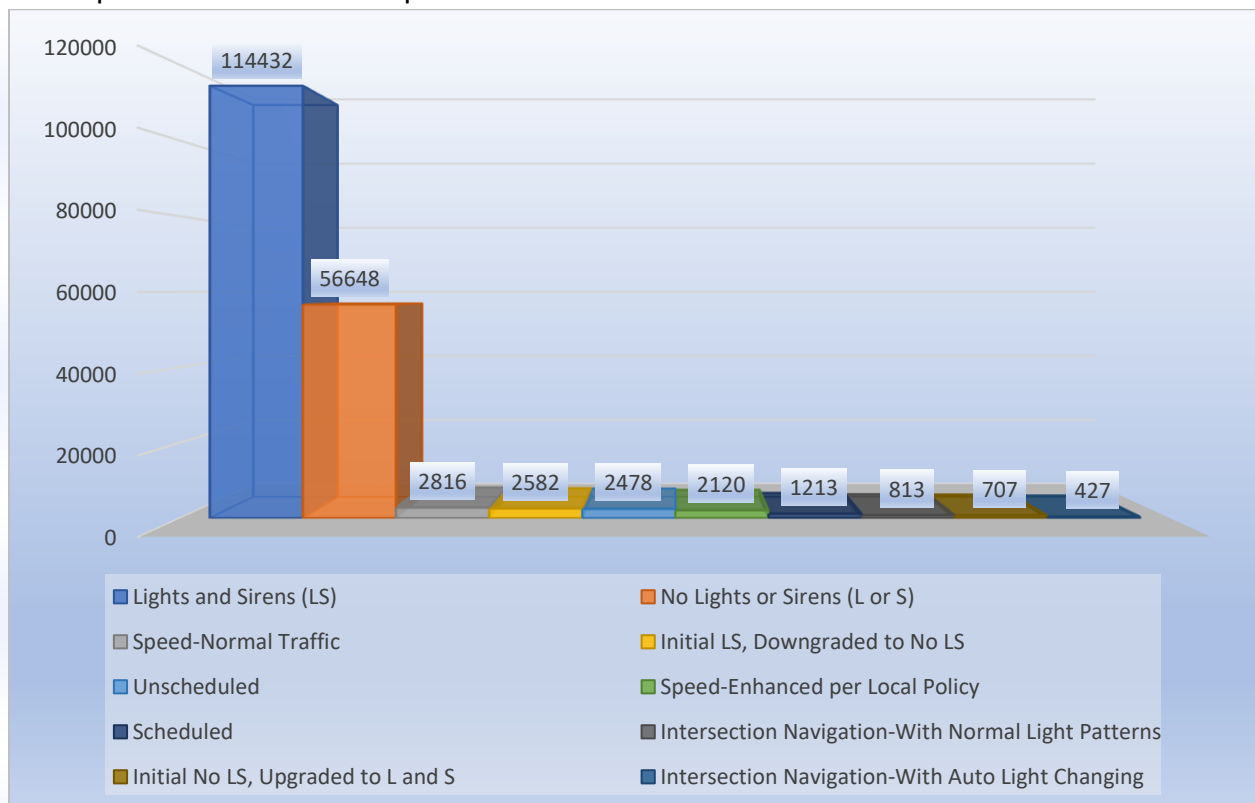


Figure 13: Scene Incident Location Category, Number of Calls per Category – Where Recorded and Applicable

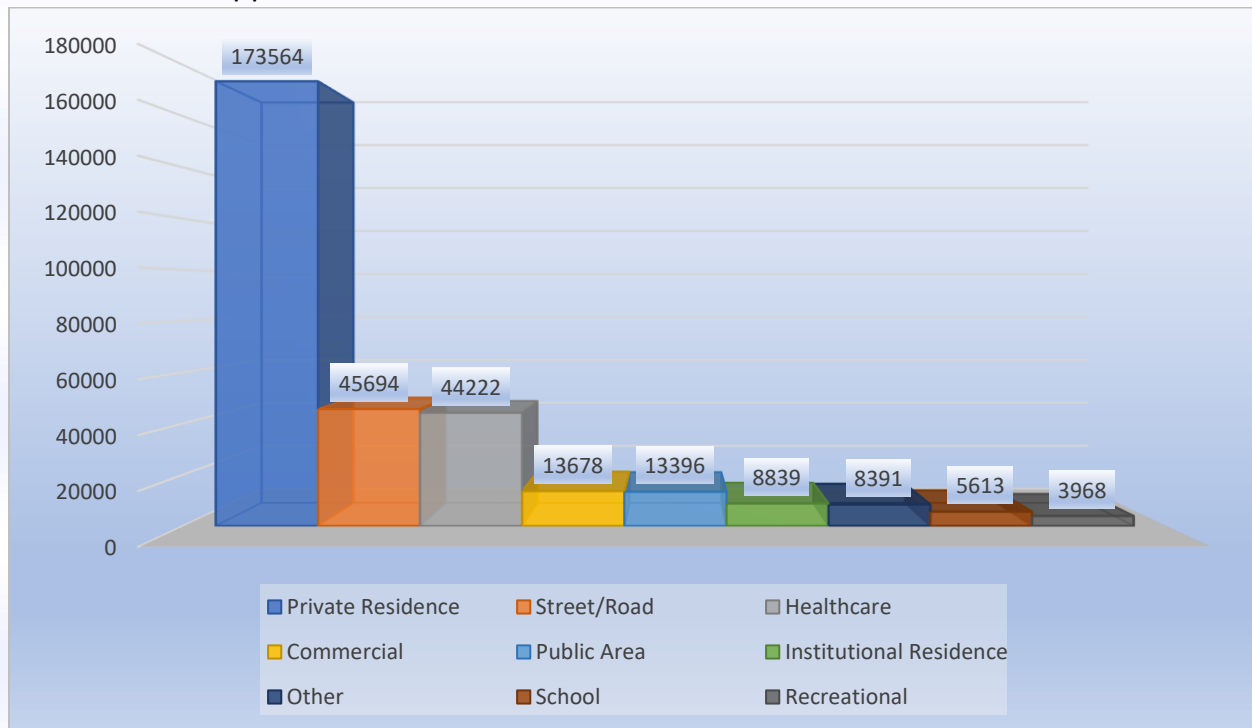


Figure 14: Disposition Destination Type, Number of Calls per Type – Where Recorded and Applicable

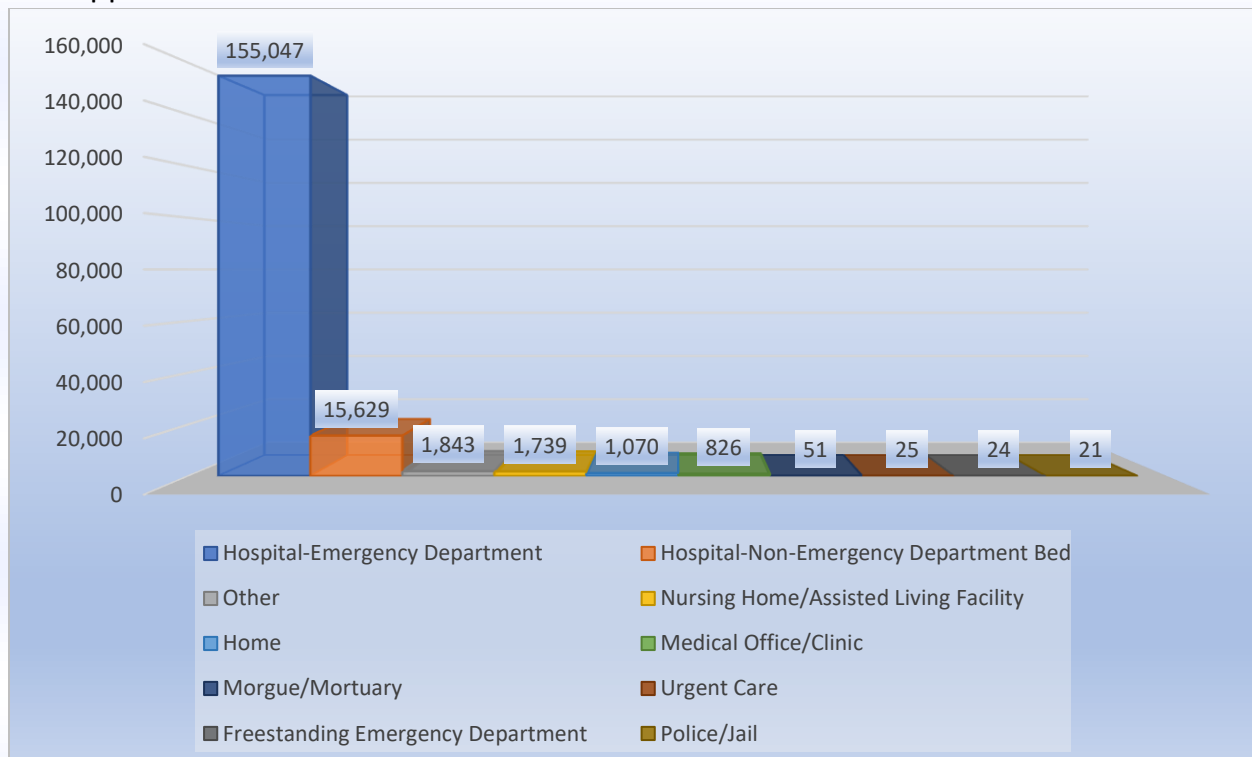


Figure 15: Barriers to Patient Care, Number of Calls per Barrier – Where Barriers Exist

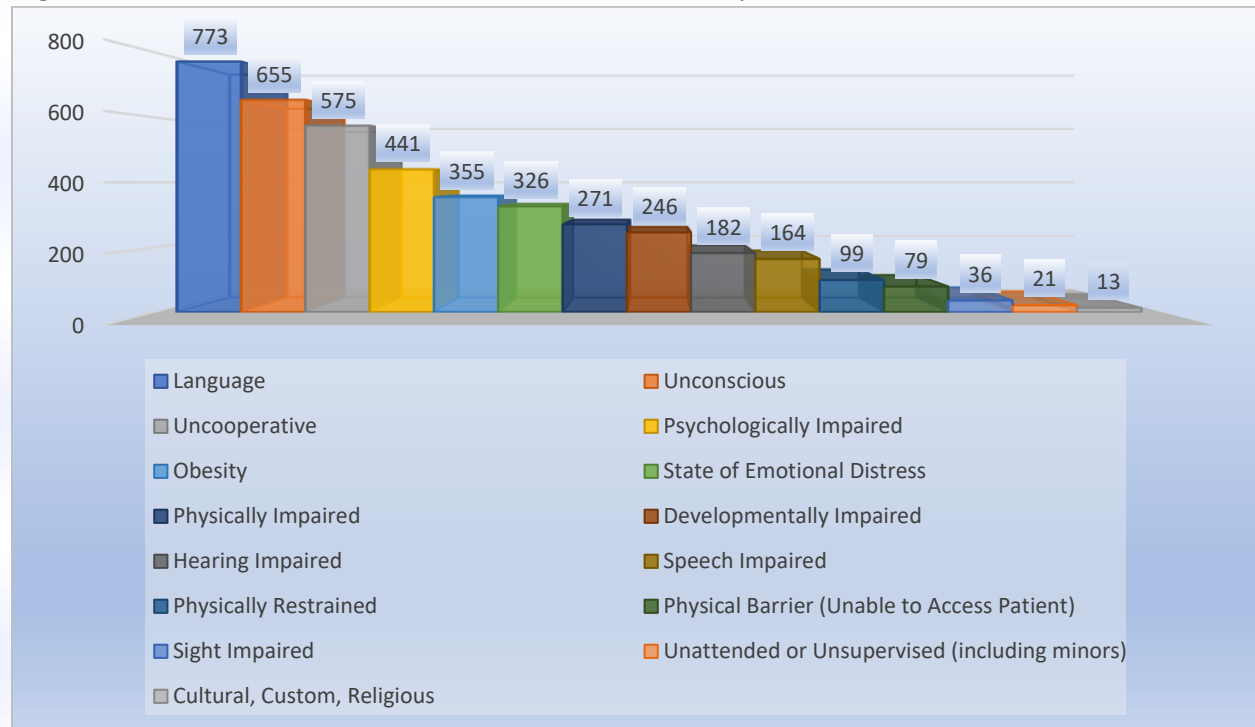


Figure 16: Payment CMS Service Levels, Number of Calls per Service Level – Where Recorded and Applicable

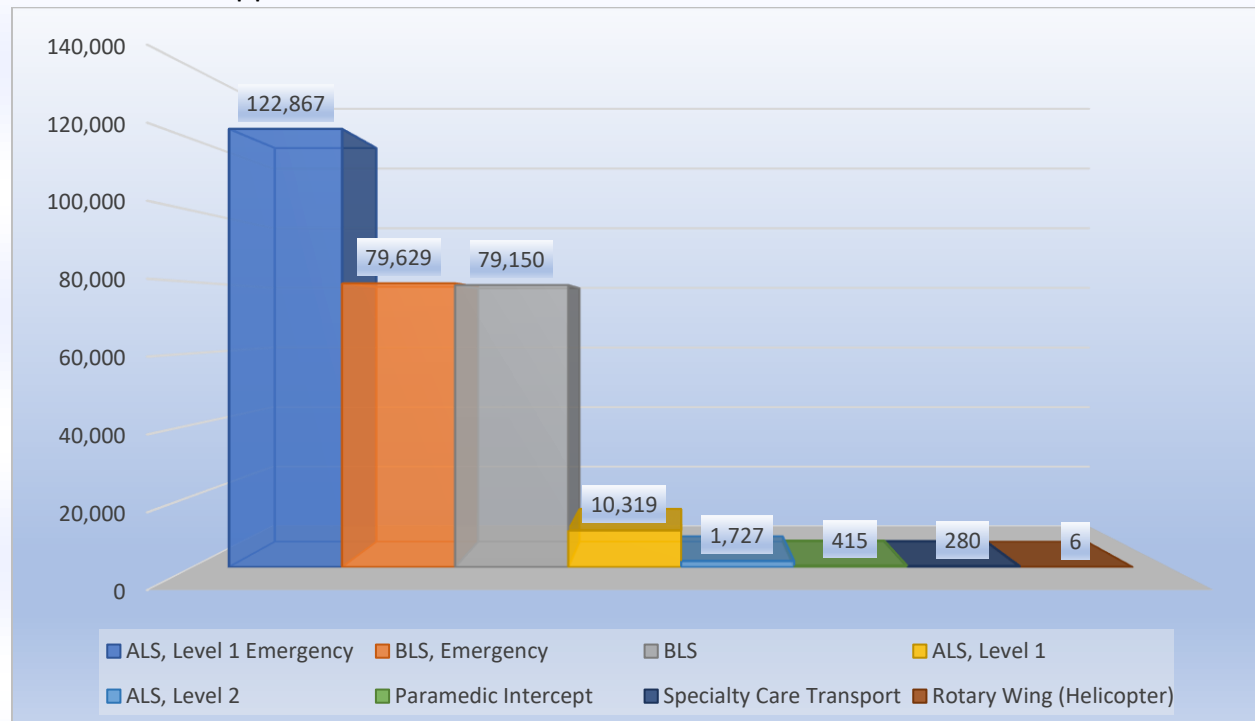
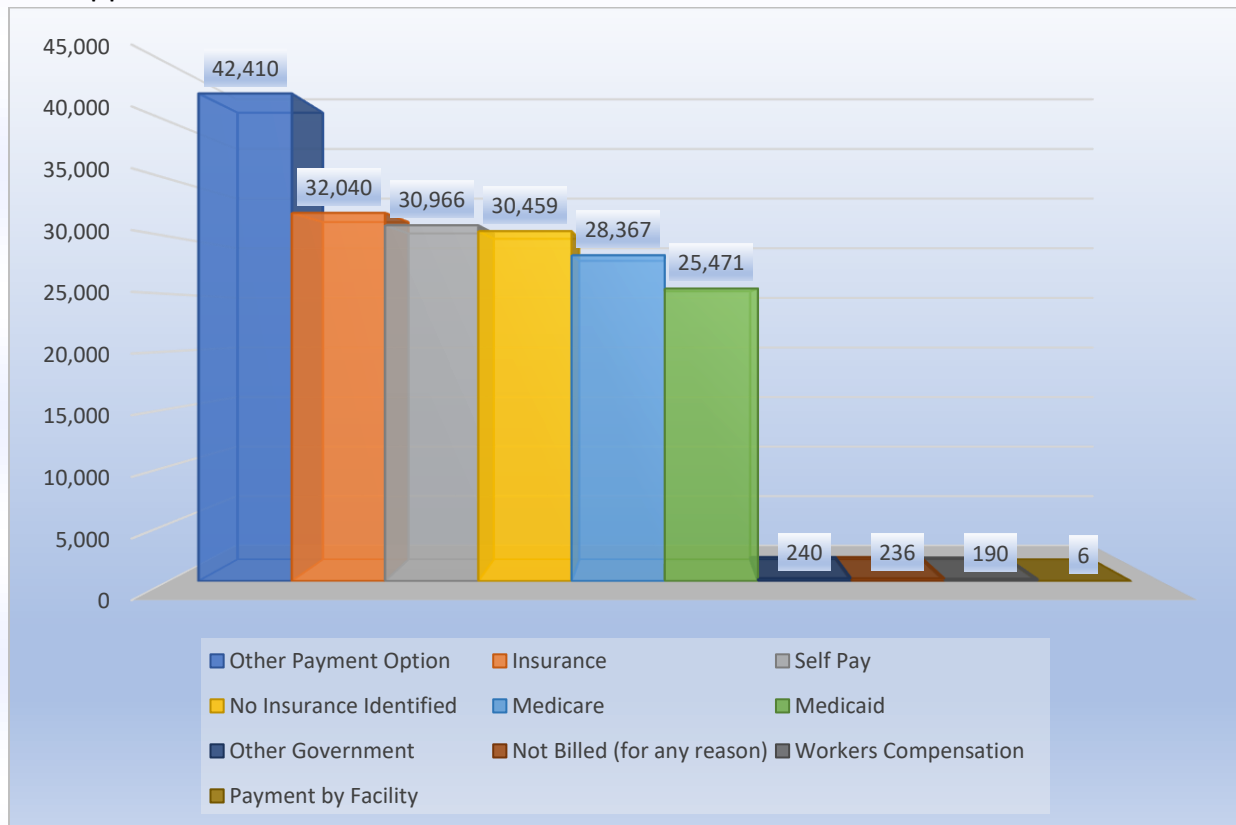


Figure 17: Primary Method of Payment, Number of Calls per Method – Where Recorded and Applicable



Delay Data

Figure 18: Scene Delay Types, Number of Calls per Delay Type – Where Recorded and Applicable

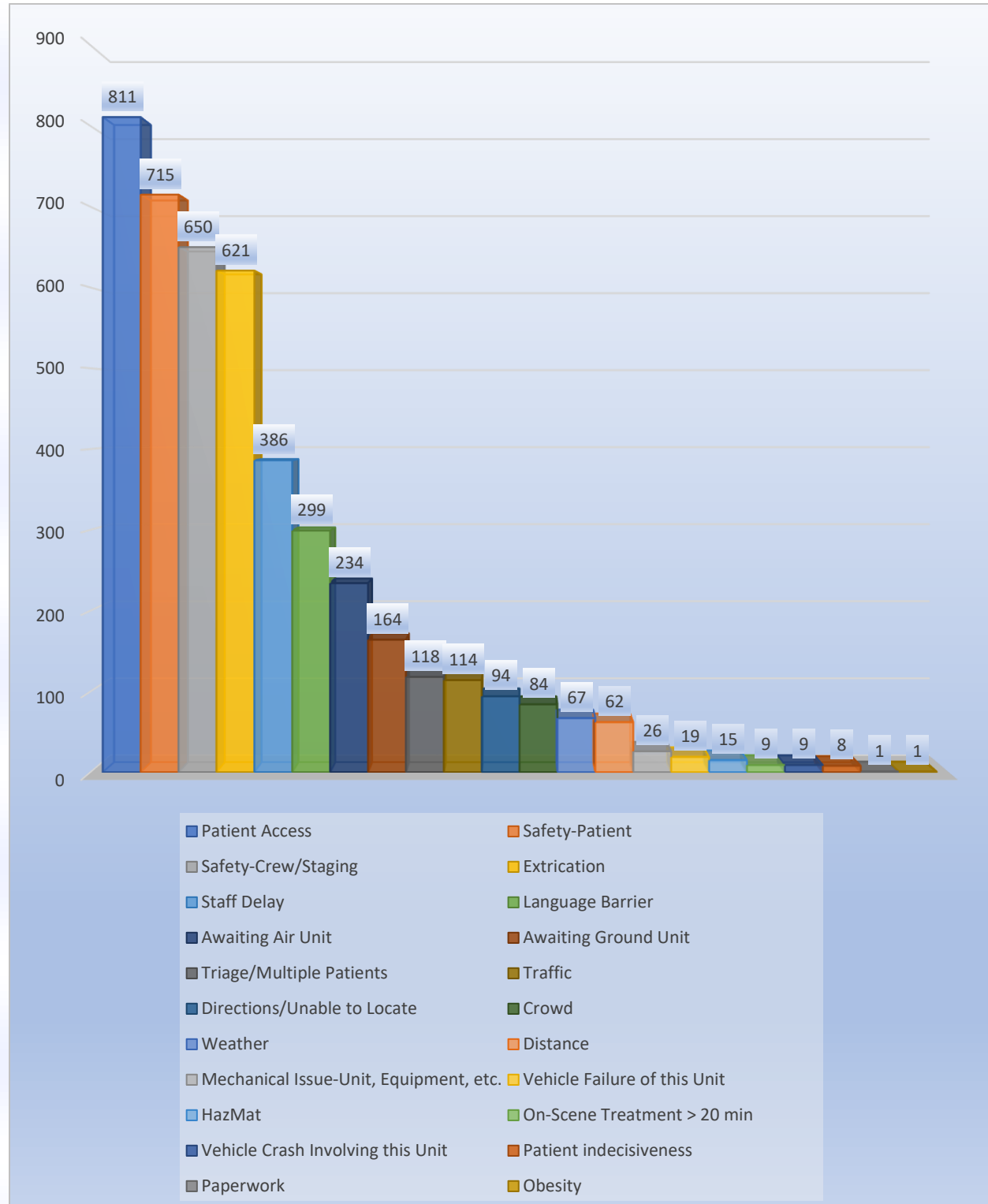


Figure 19: Transport Delay Types, Number of Calls per Delay Type – Where Recorded and Applicable

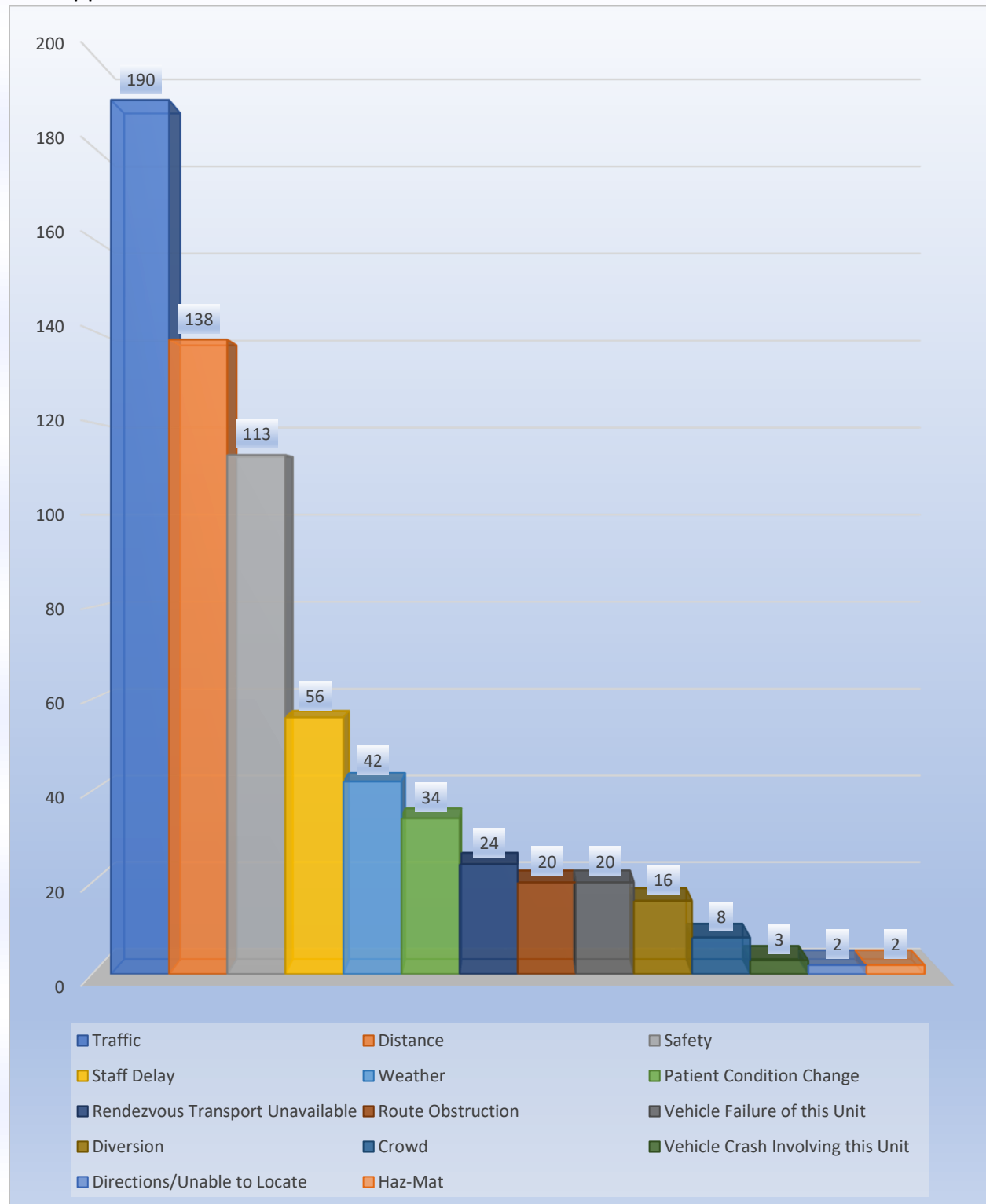
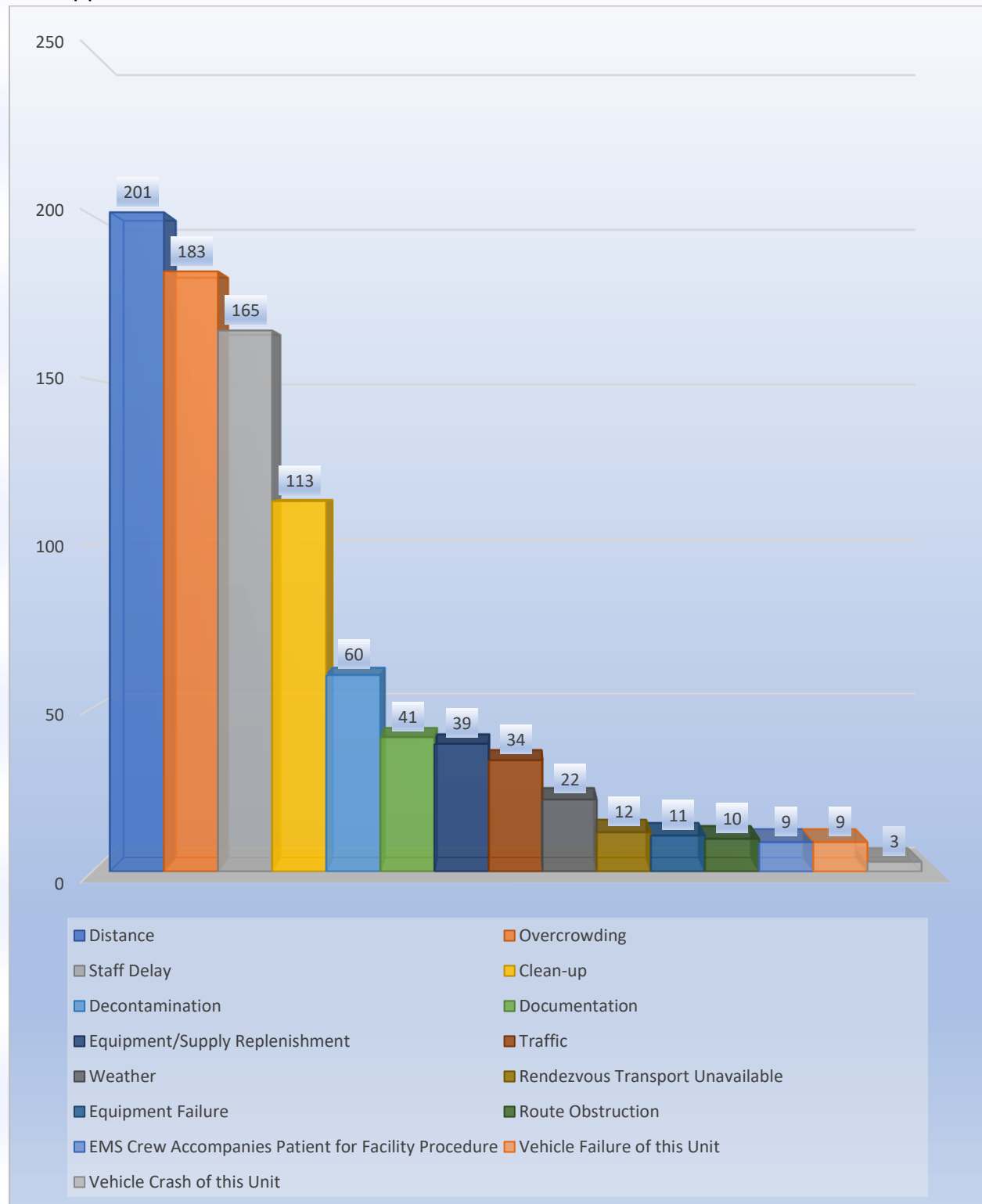


Figure 20: Turn-Around Delay Types, Number of Calls per Delay Type – Where Recorded and Applicable



Injury Data

Figure 21: Possible Injury? – Where Recorded and Applicable

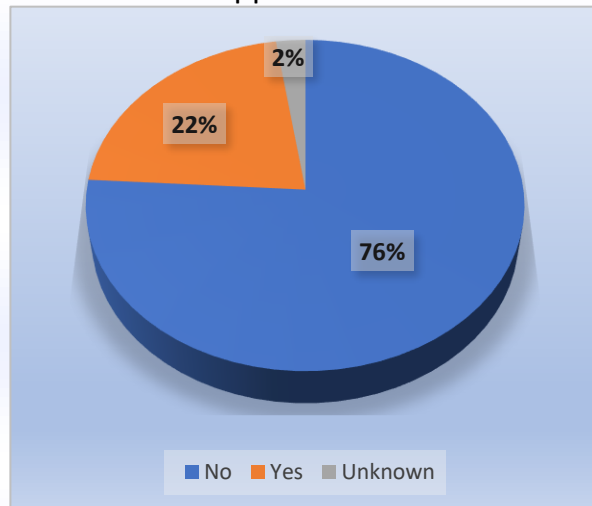


Figure 22: Work Related Illness? – Where Recorded and Applicable

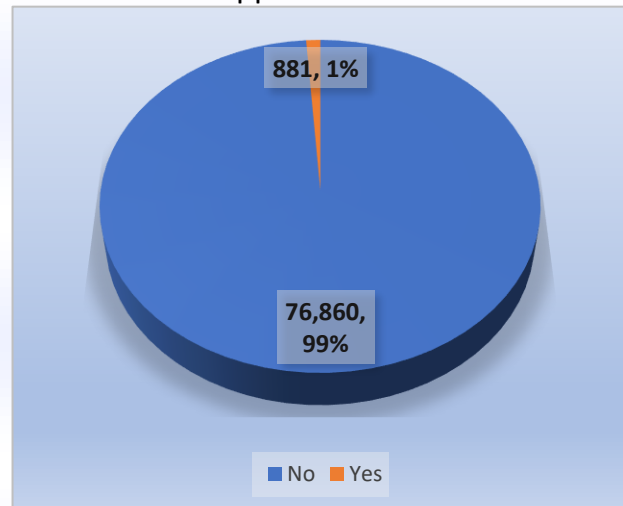


Figure 23: Initial Patient Acuity, Number of Calls per Acuity Type – Where Recorded and Applicable

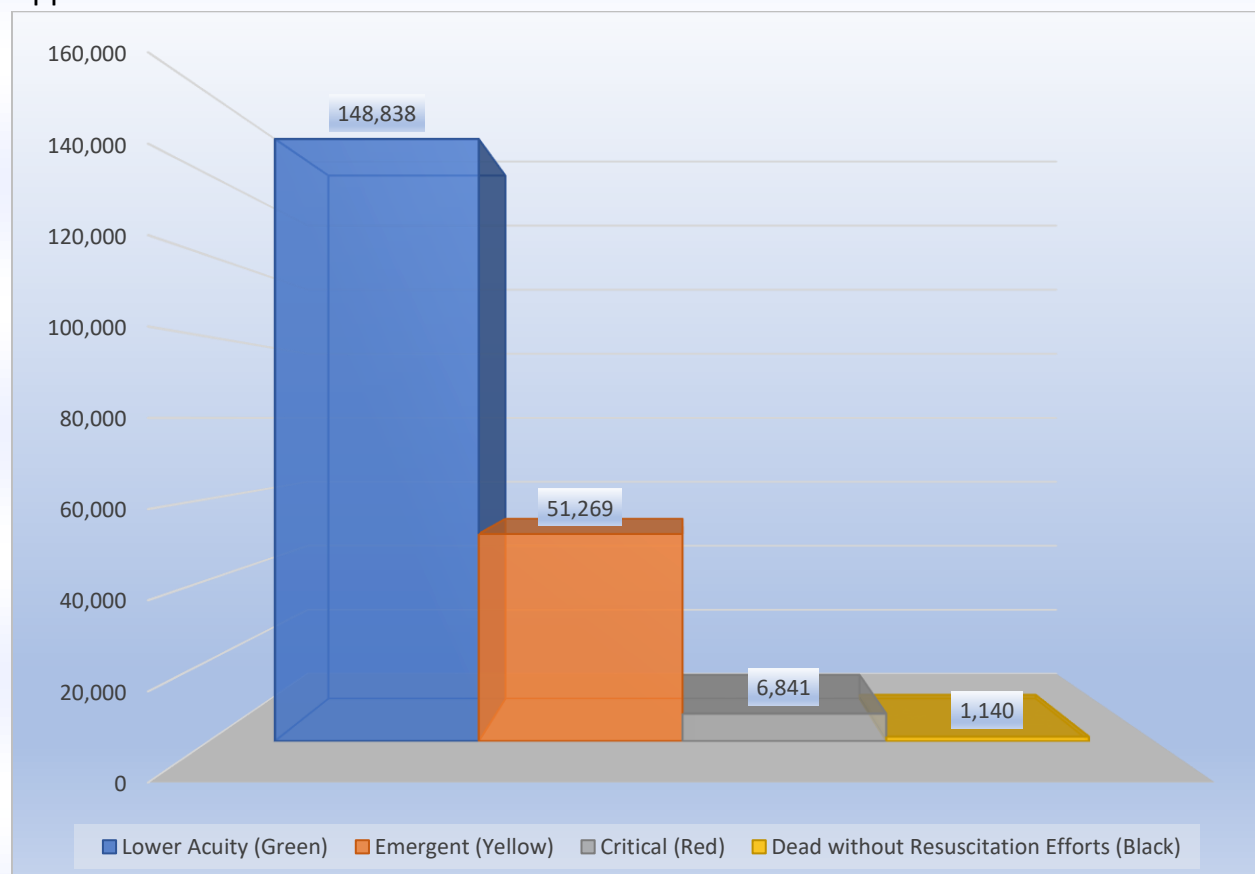


Figure 24: Reported Calls of Adult Injury, Number of Calls per Type – Where Recorded and Applicable

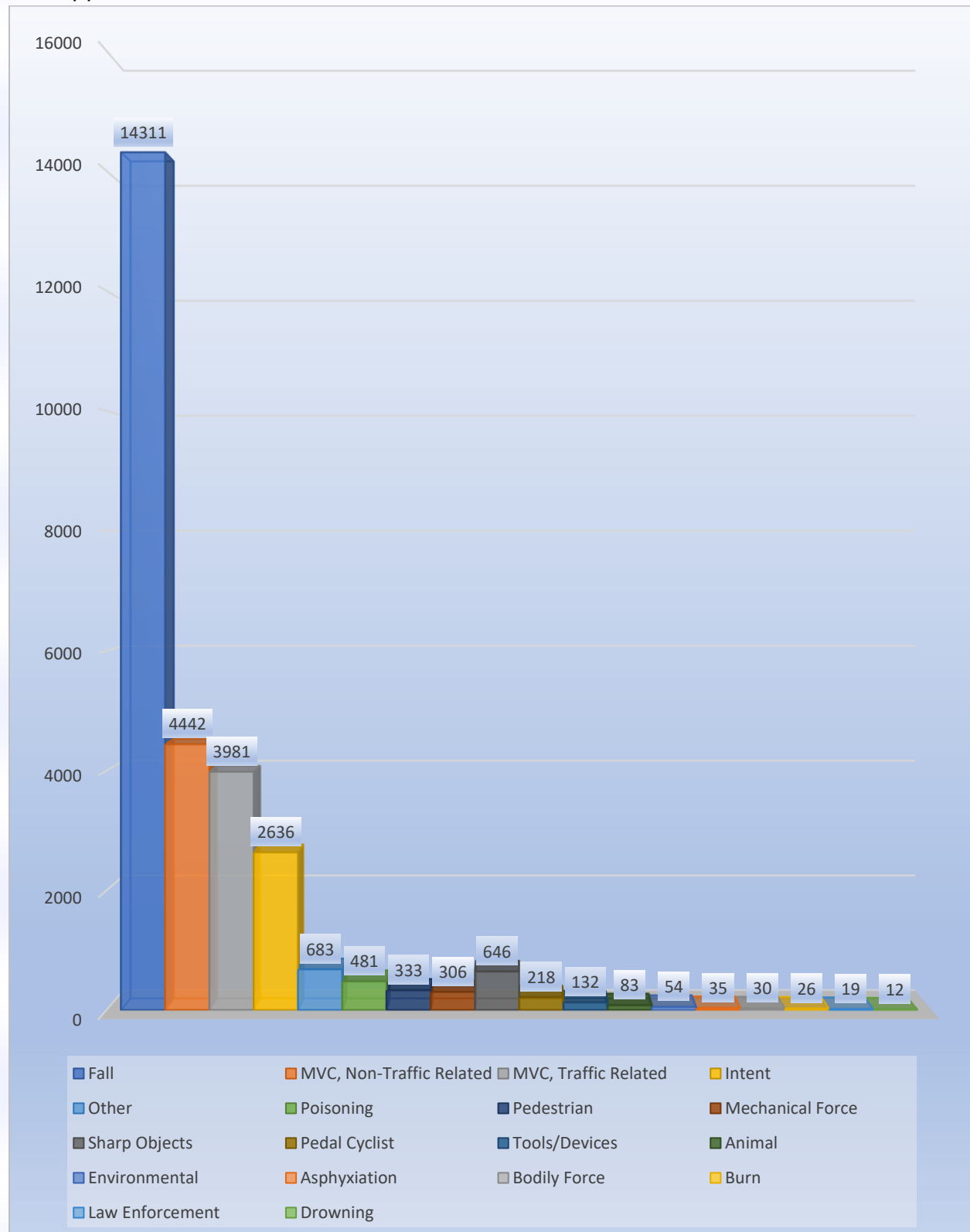


Figure 25: Reported Calls of Pediatric Injury, Number of Calls per Type – Where Recorded and Applicable

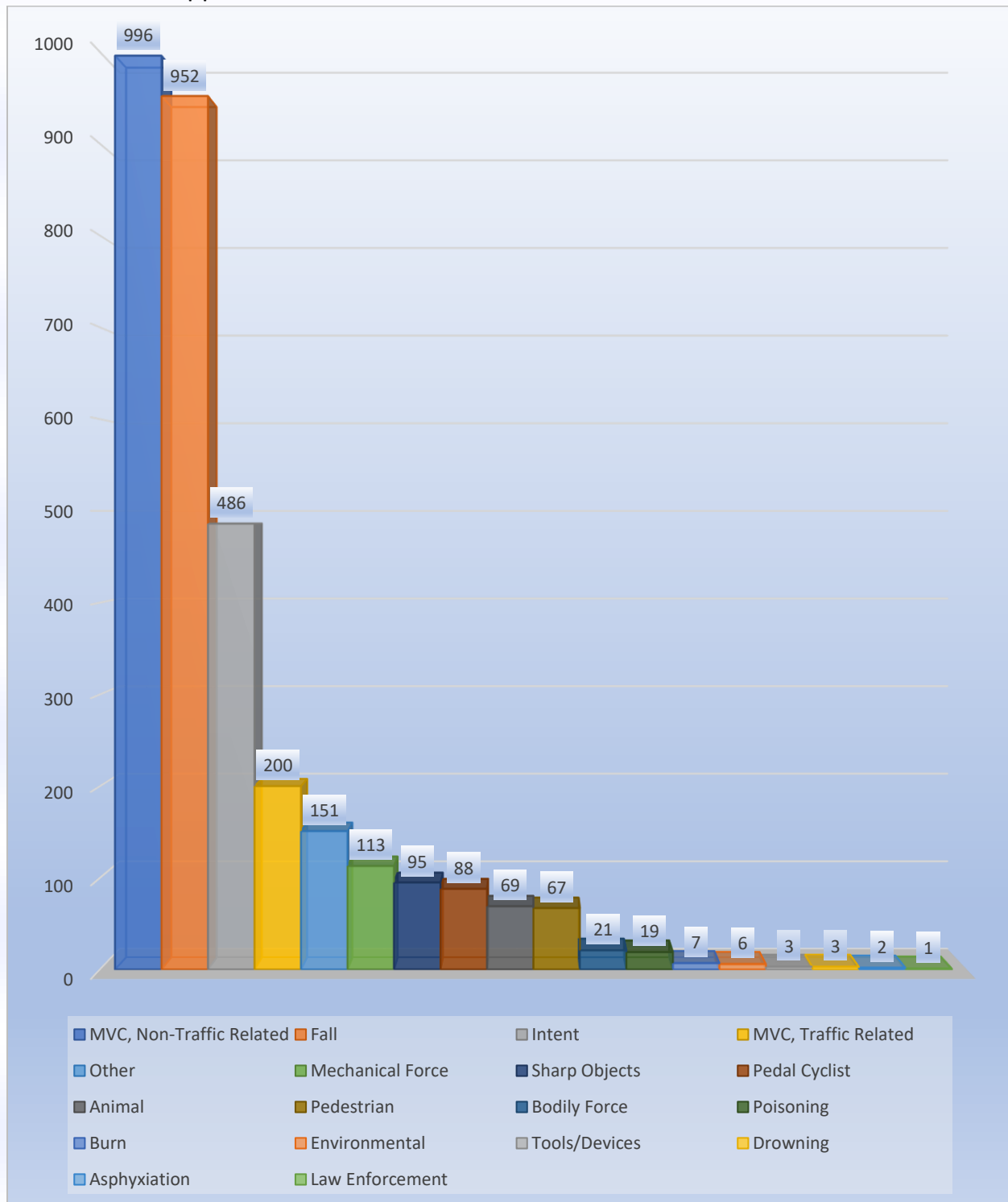


Figure 26: Mechanism of Injury, Number of Calls per Type – Where Recorded and Applicable

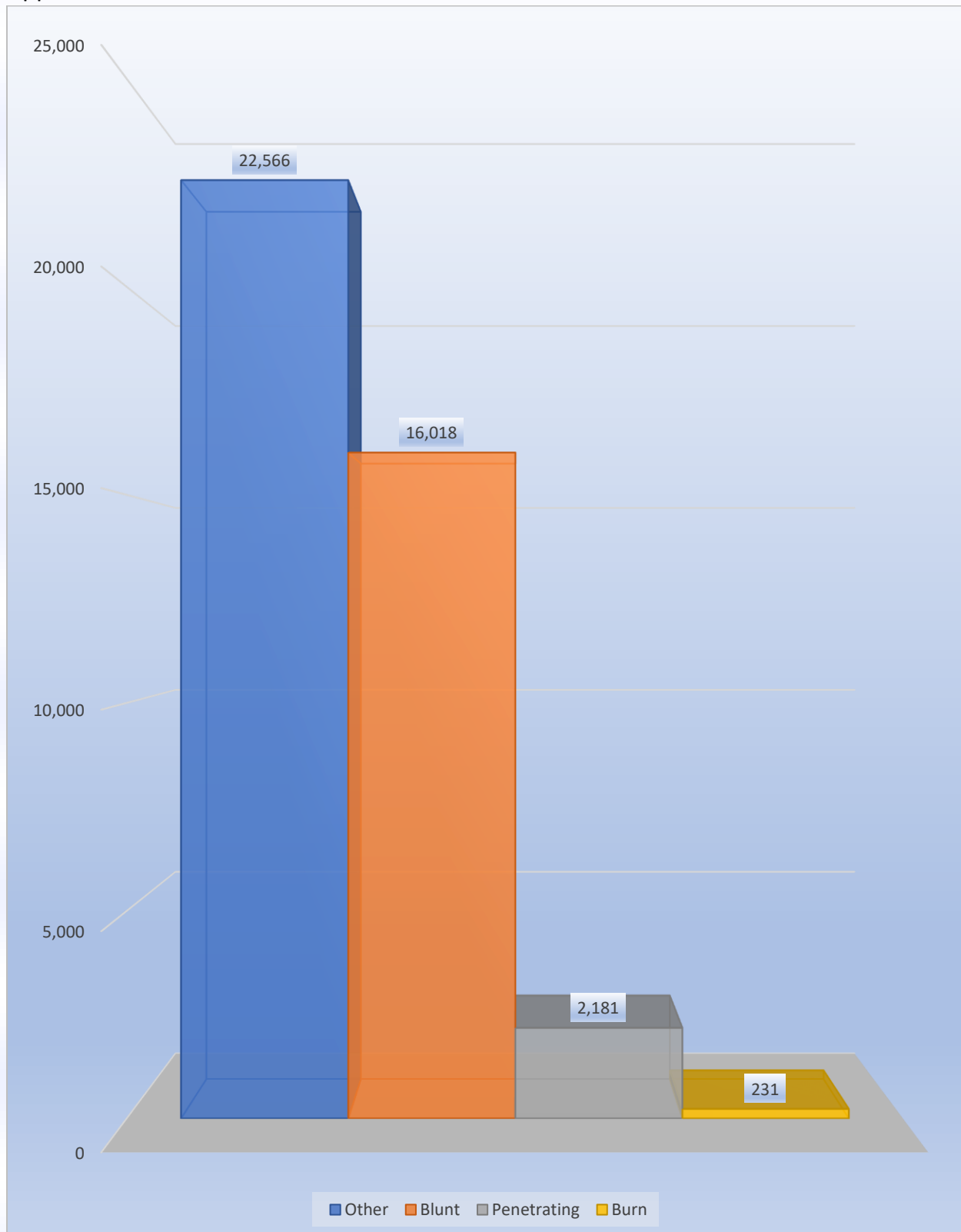


Figure 27: Trauma Center Criteria, Number of Calls per Criteria – Where Recorded and Applicable

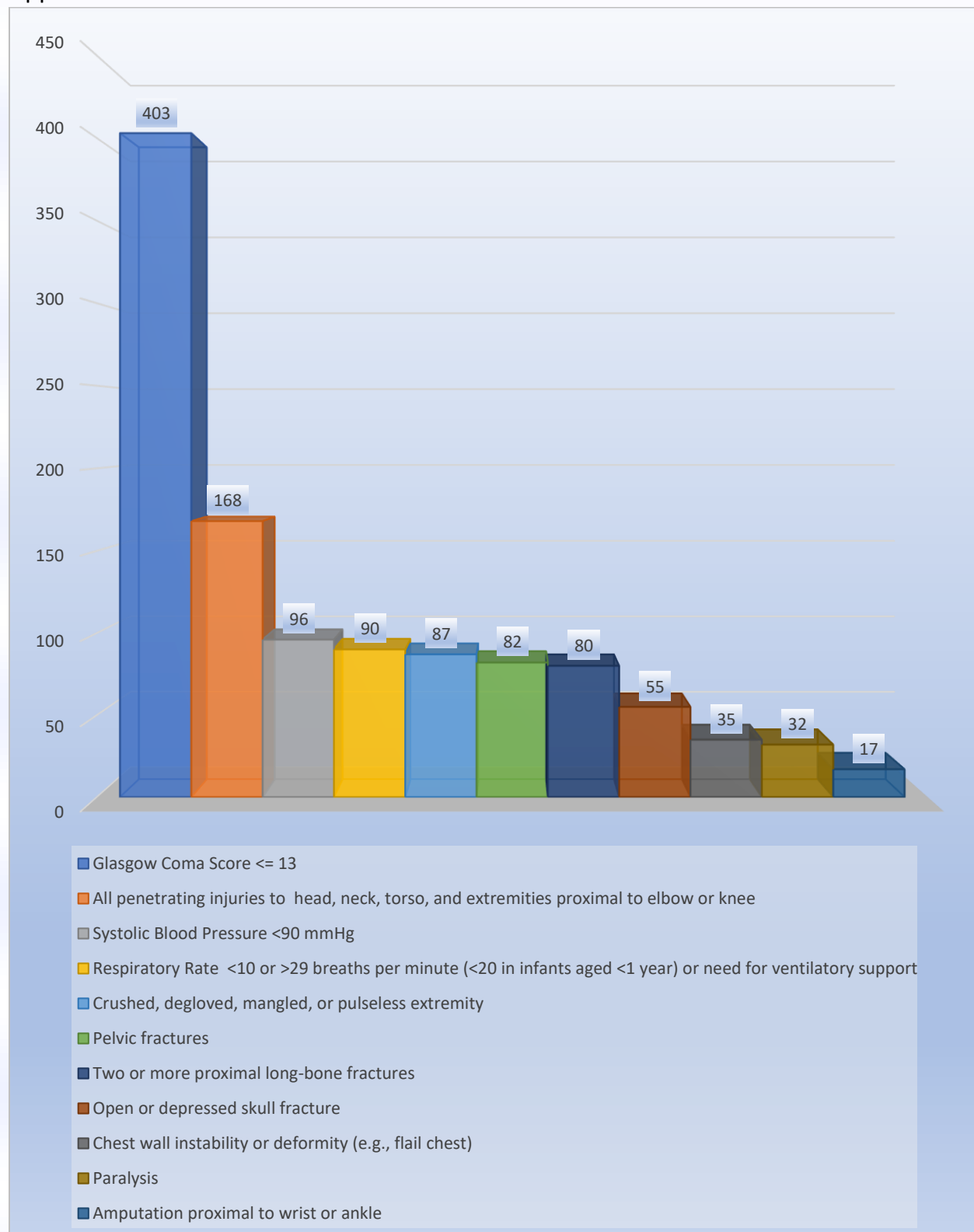


Figure 28: Falls by Age, Number of Calls per Age Range

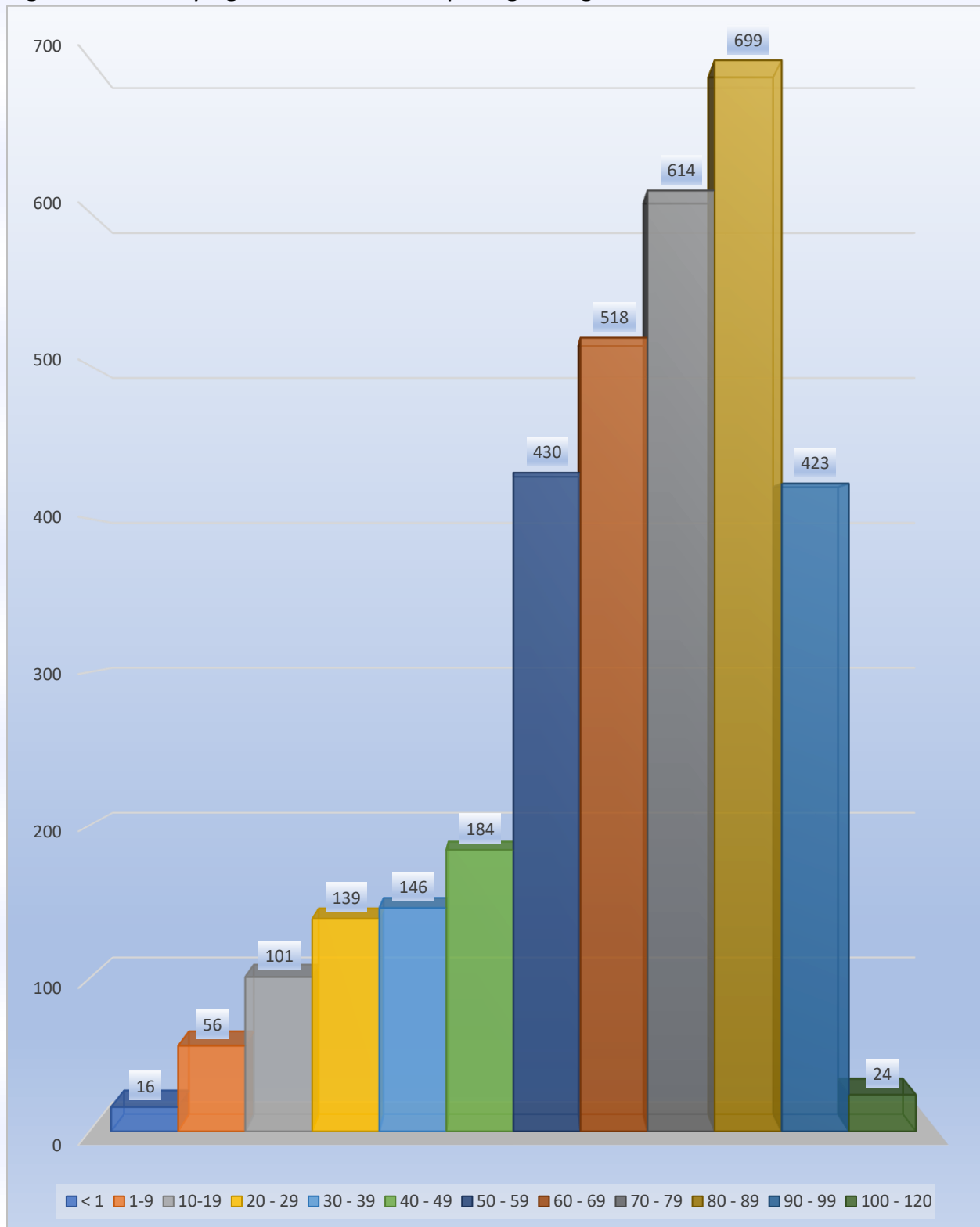
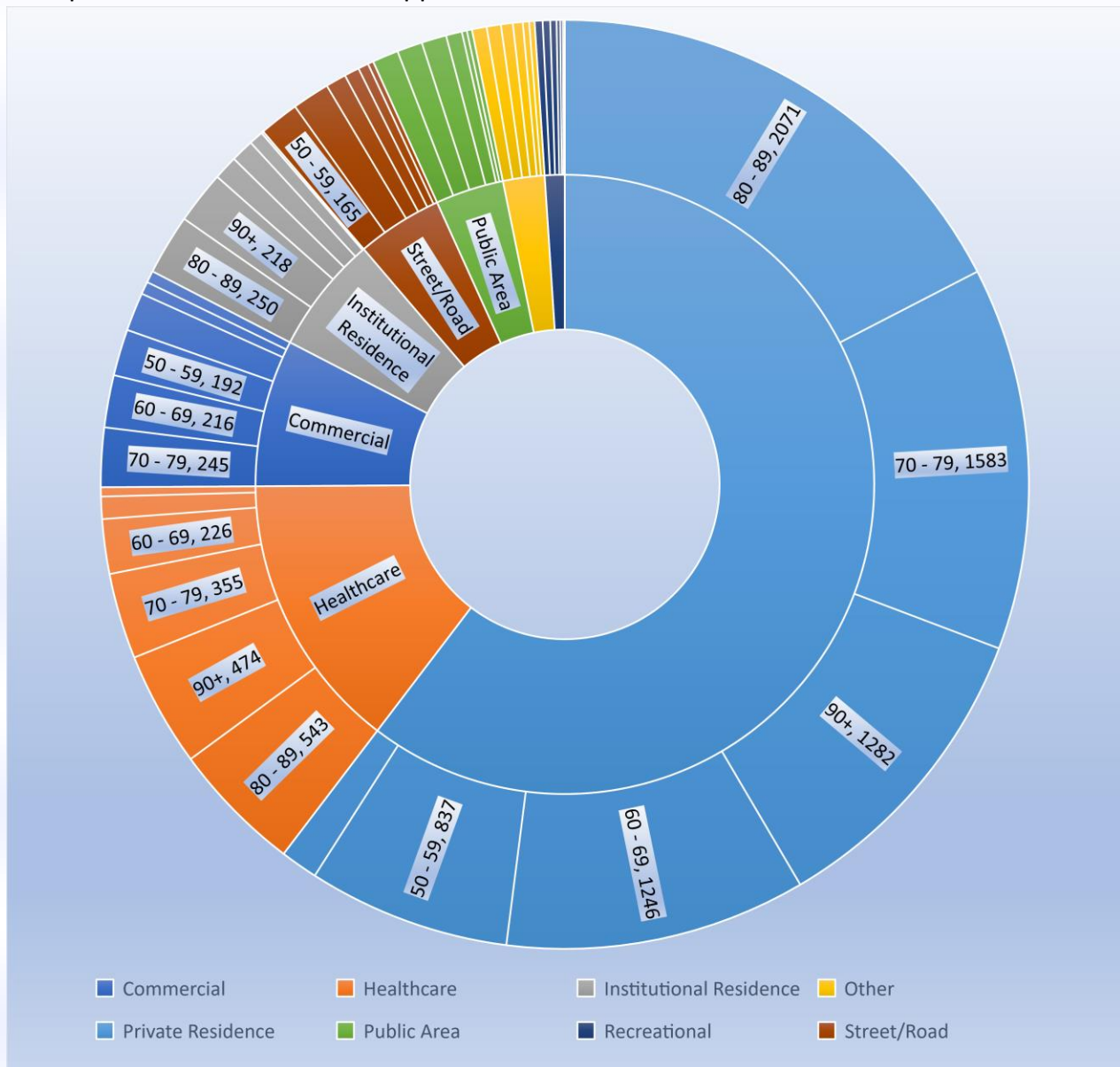
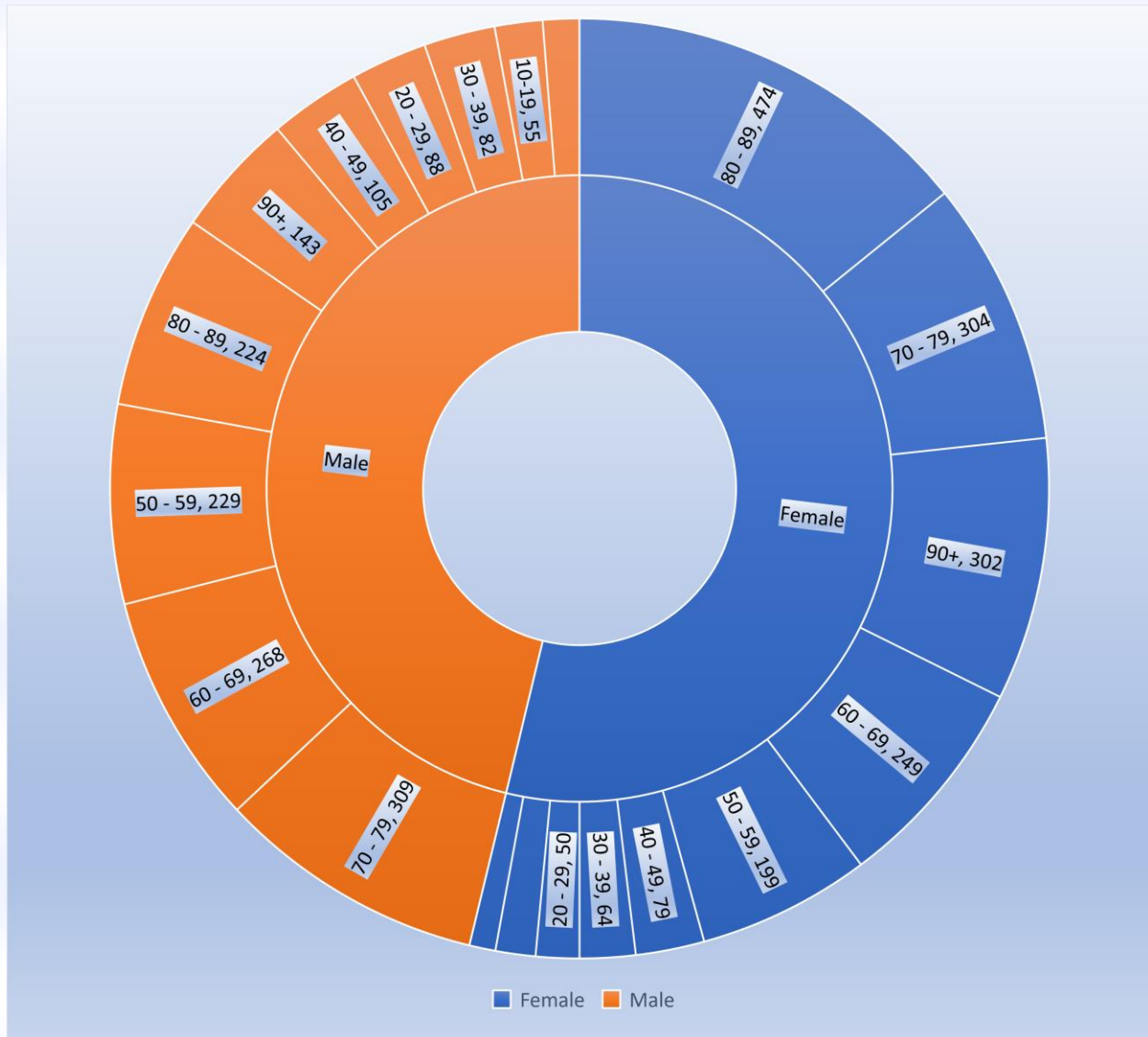


Figure 29: Falls at Age 40 and Older by Location, Number of Calls per Location by Age Group – Where Recorded and Applicable



Location Type Category	40 - 49	50 - 59	60 - 69	70 - 79	80 - 89	90+
Commercial	52	192	216	245	159	49
Healthcare	38	92	226	355	543	474
Institutional Residence	9	100	59	95	250	218
Other	22	59	61	41	49	26
Private Residence	155	837	1246	1583	2071	1282
Public Area	21	108	105	103	66	21
Recreational	11	26	31	33	15	8
Street/Road	43	165	155	85	62	23

Figure 30: Falls by Gender and Age Group, Number of Calls per Group



Female		Male	
Age Group	# of Calls	Age Group	# of Calls
<10	30	<10	42
10-19	46	10-19	55
20 - 29	50	20 - 29	88
30 - 39	64	30 - 39	82
40 - 49	79	40 - 49	105
50 - 59	199	50 - 59	229
60 - 69	249	60 - 69	268
70 - 79	304	70 - 79	309
80 - 89	474	80 - 89	224
90+	302	90+	143

Vehicle Related Injuries

Figure 31: Vehicle, Pedestrian or Other Injury Risk Factors, Number of Calls per Factor – Where Recorded and Applicable

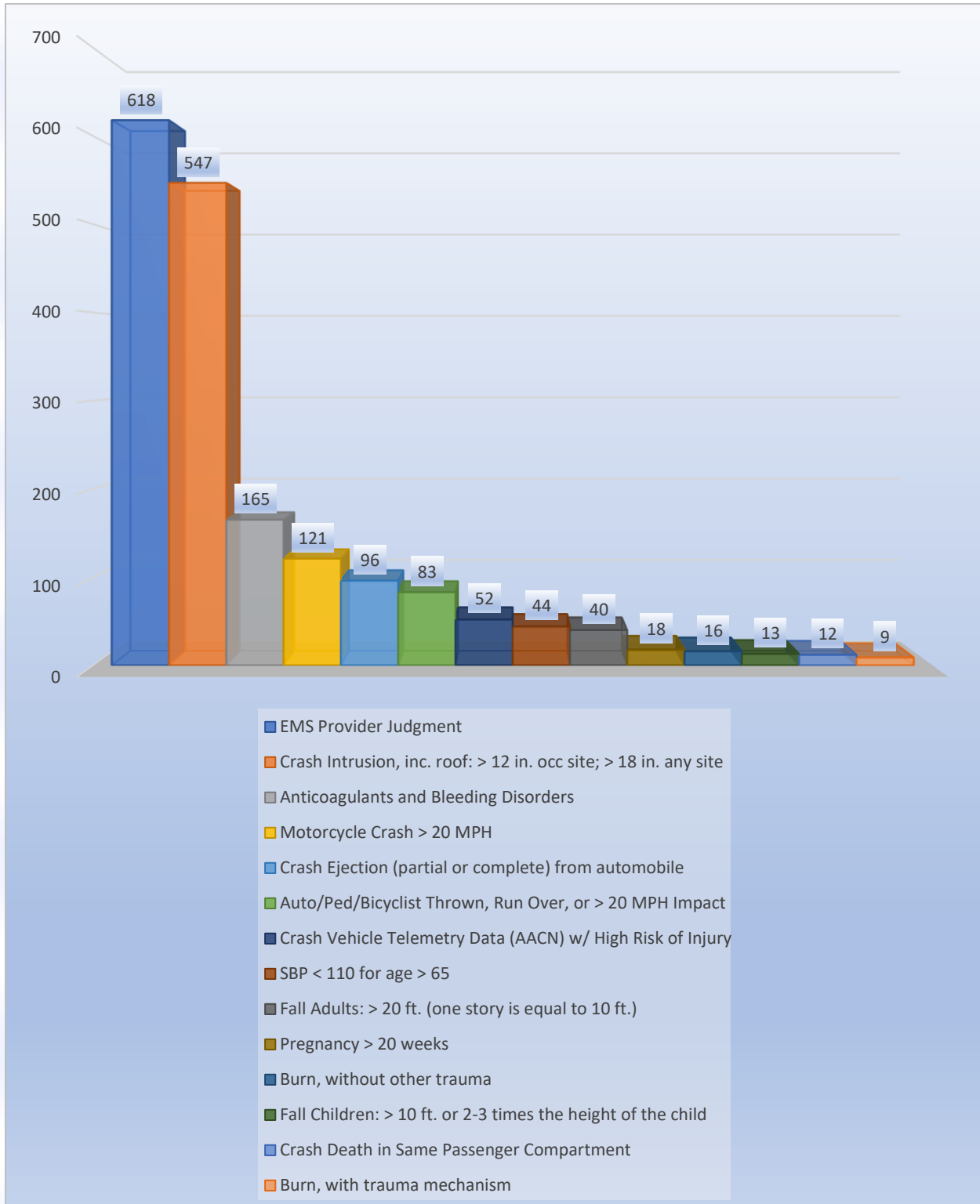


Figure 32: Age and Gender Vehicle Related Injuries, Number of Calls per Age/Gender – Where Gender is Recorded and Applicable

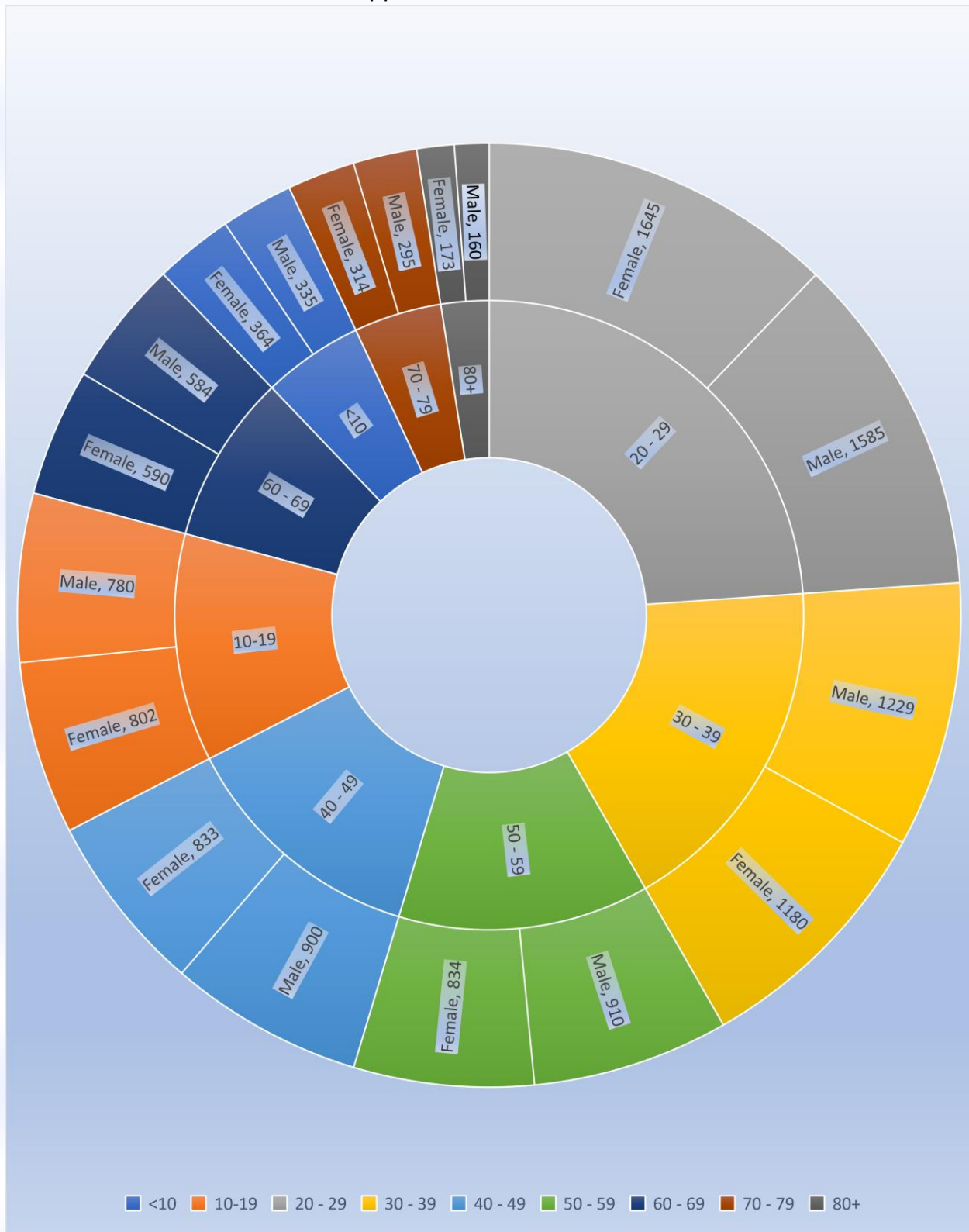


Figure 33: Pedestrian/Pedal Bicyclist Injuries by Age and Gender, Number of Calls per Age/Gender



Figure 34: Incident by Time of Day, Number of Calls per Hour

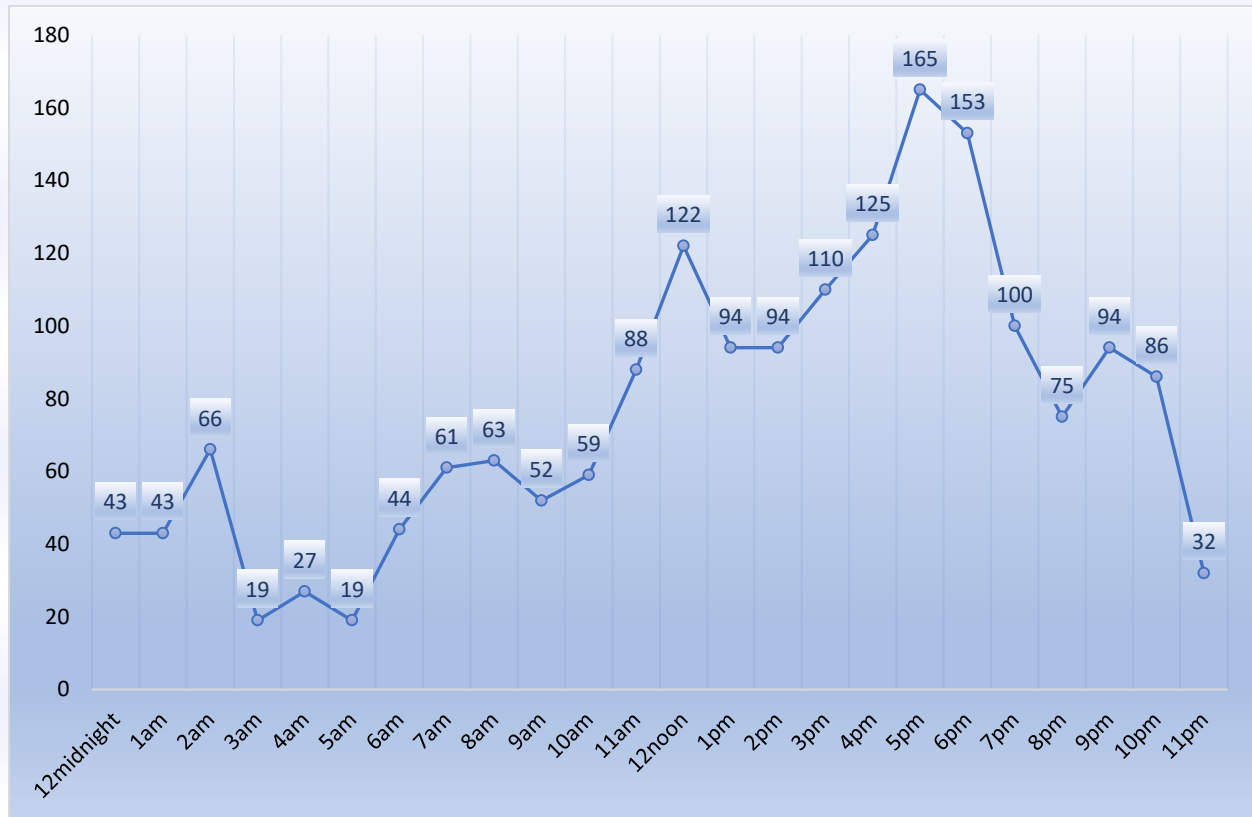
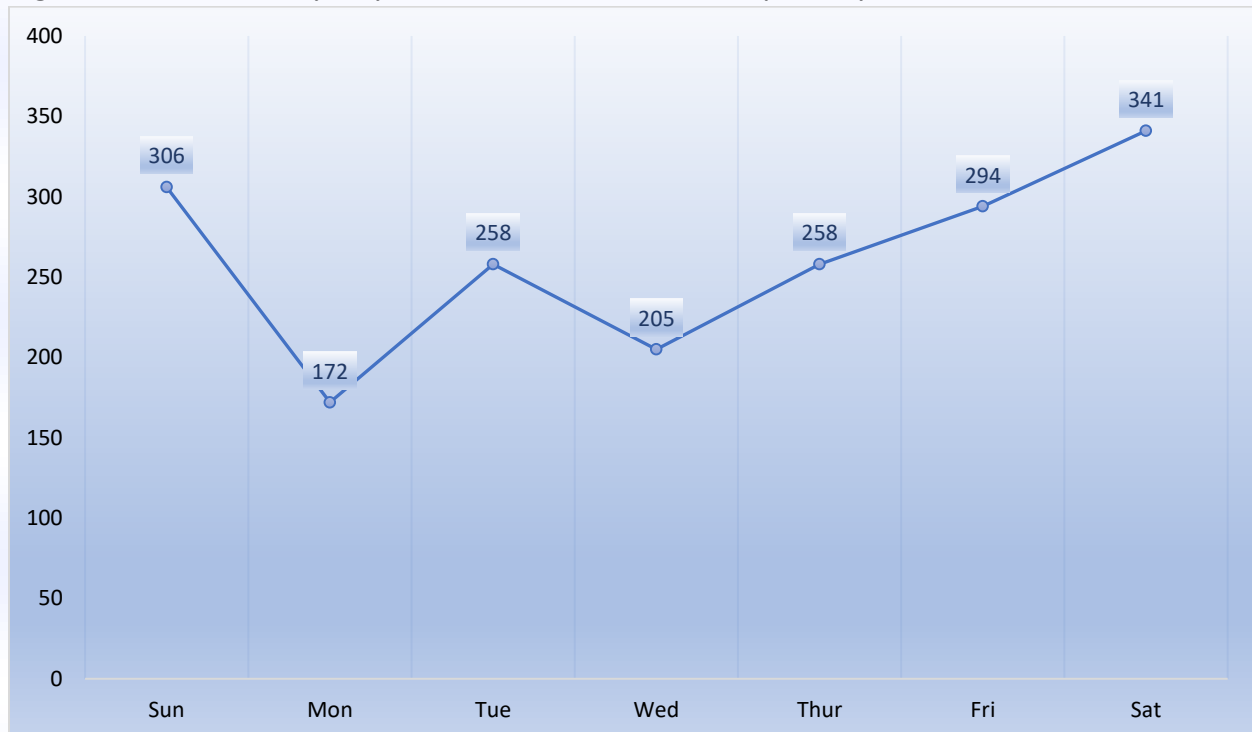


Figure 35: Incidents by Day of Week, Number of Calls per Day



Assault

Figure 36: Assault Injuries by Age and Gender, Number of Calls per Age/Gender



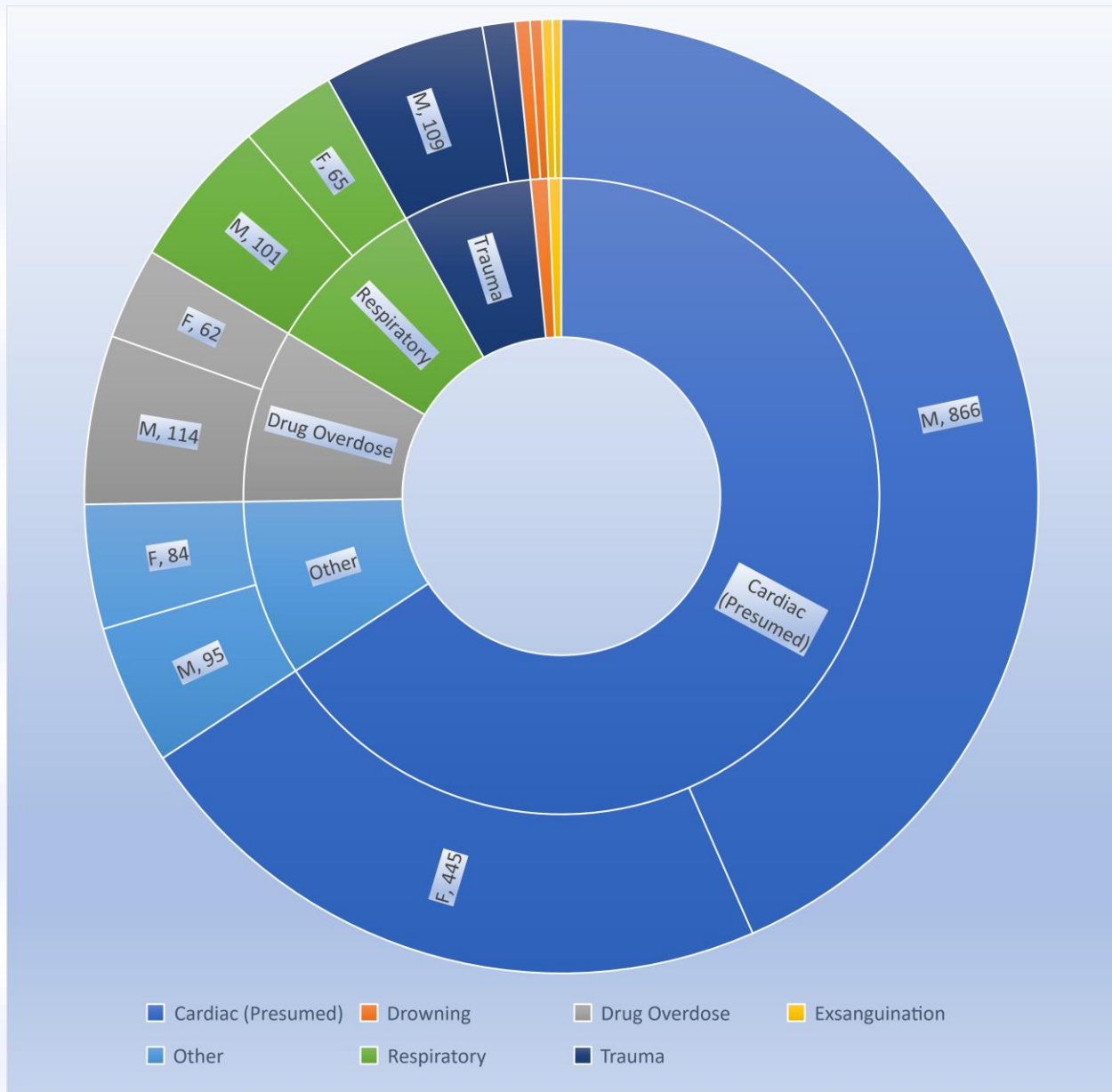
Female		Male	
Age Range	# of Calls	Age Range	# of Calls
< 10	31	< 10	57
10-19	229	10-19	303
20 - 29	433	20 - 29	509
30 – 39	376	30 - 39	453
40 - 49	224	40 - 49	315
50 - 59	163	50 - 59	298
60 - 69	68	60 - 69	132
70+	88	70+	85

Cardiac

Figure 37: Cardiac Arrests by Age and Gender, Number of Calls per Age/Gender



Figure 38: Cardiac Arrest by Etiology and Gender, Number of Calls per Etiology/Gender



Female	Count	Male	Count
Cardiac (Presumed)	445	Cardiac (Presumed)	866
Drowning	8	Drowning	10
Drug Overdose	62	Drug Overdose	114
Exsanguination	7	Exsanguination	6
Other	84	Other	95
Respiratory	65	Respiratory	101
Trauma	22	Trauma	109

Figure 39: Cardiac Arrest by Location Type, Number of Calls per Location – Where Recorded and Applicable

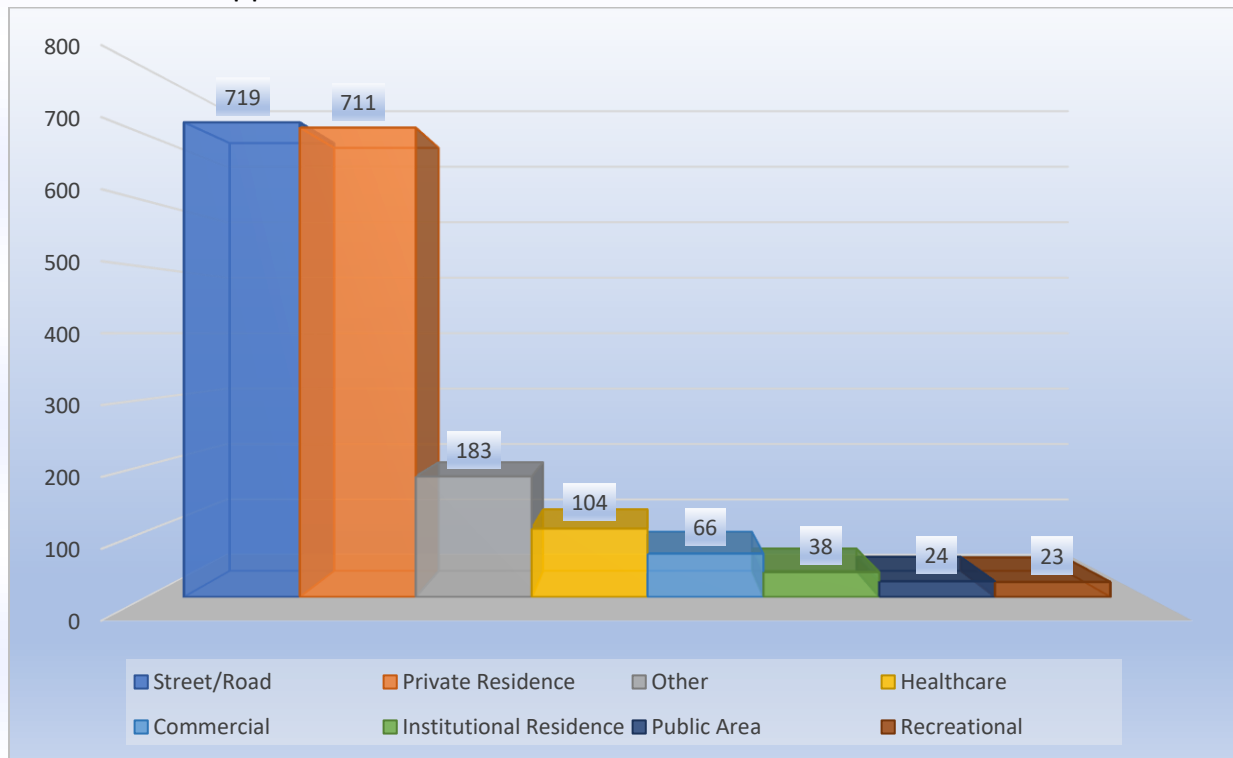


Figure 40: Cardiac Arrest First Monitored Arrest Rhythm, Number of Calls per Rhythm – Where Recorded and Applicable

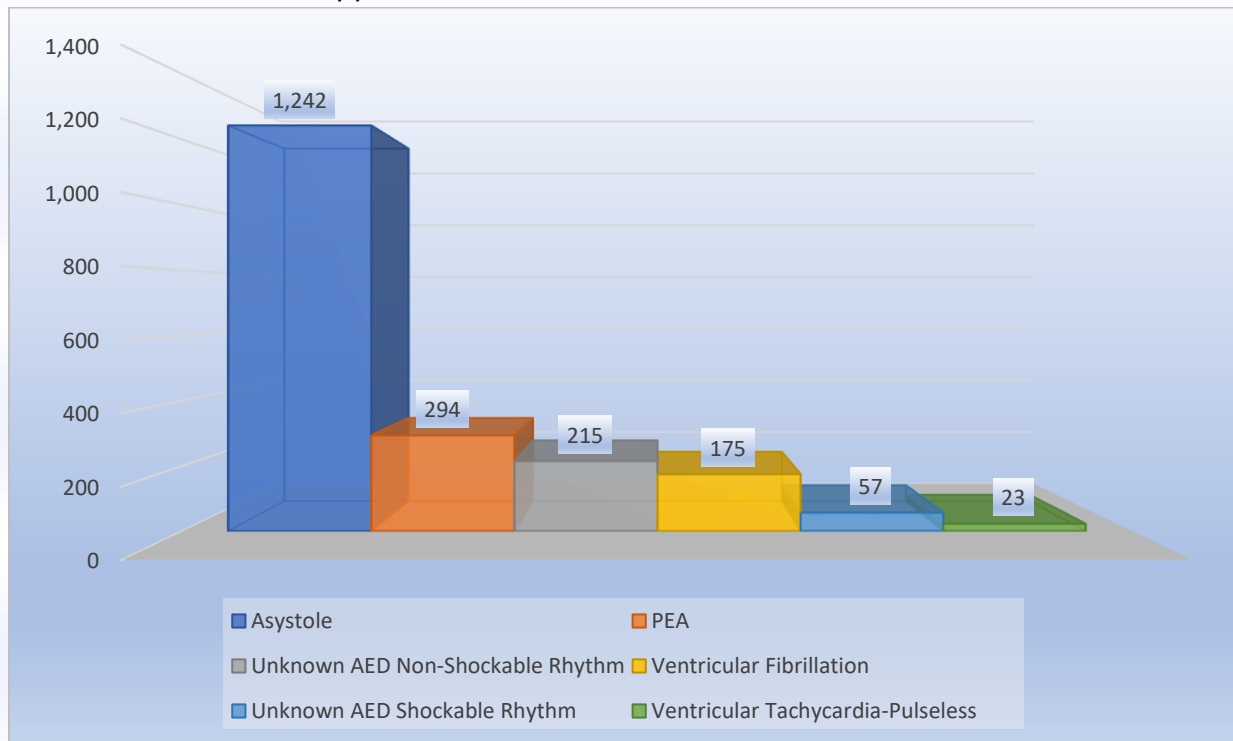


Figure 41: Cardiac Arrest Provided Prior to EMS Arrival? – Where Recorded and Applicable

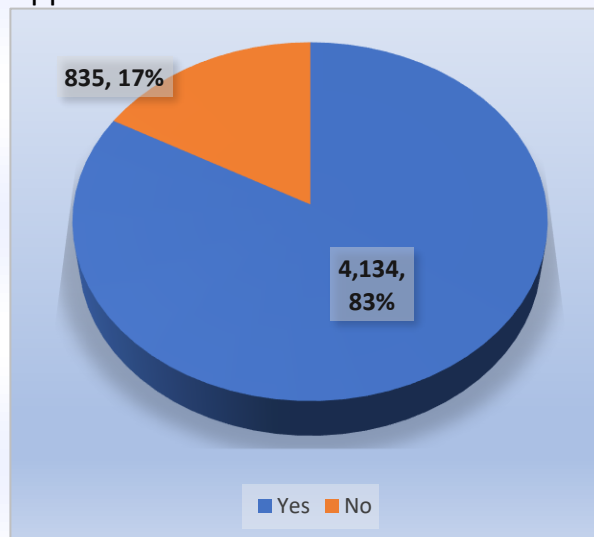


Figure 42: Cardiac Arrest AED Use Prior to EMS Arrival? – Where Recorded and Applicable

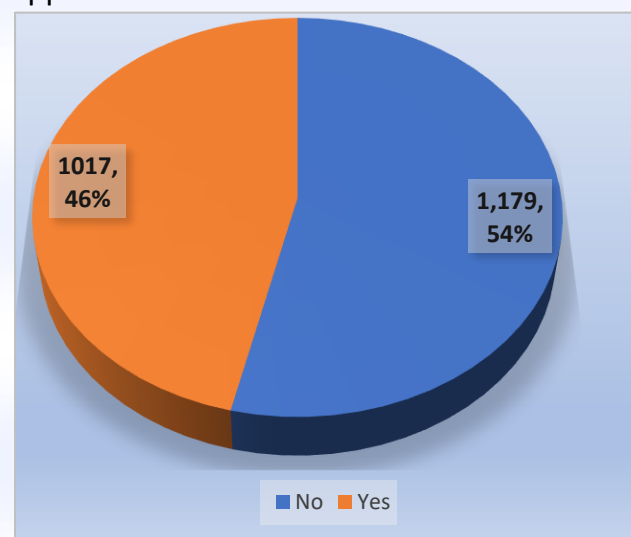


Figure 43: Cardiac Arrest Patient Outcome at End of EMS Event, Number of Calls per Event – Where Recorded and Applicable

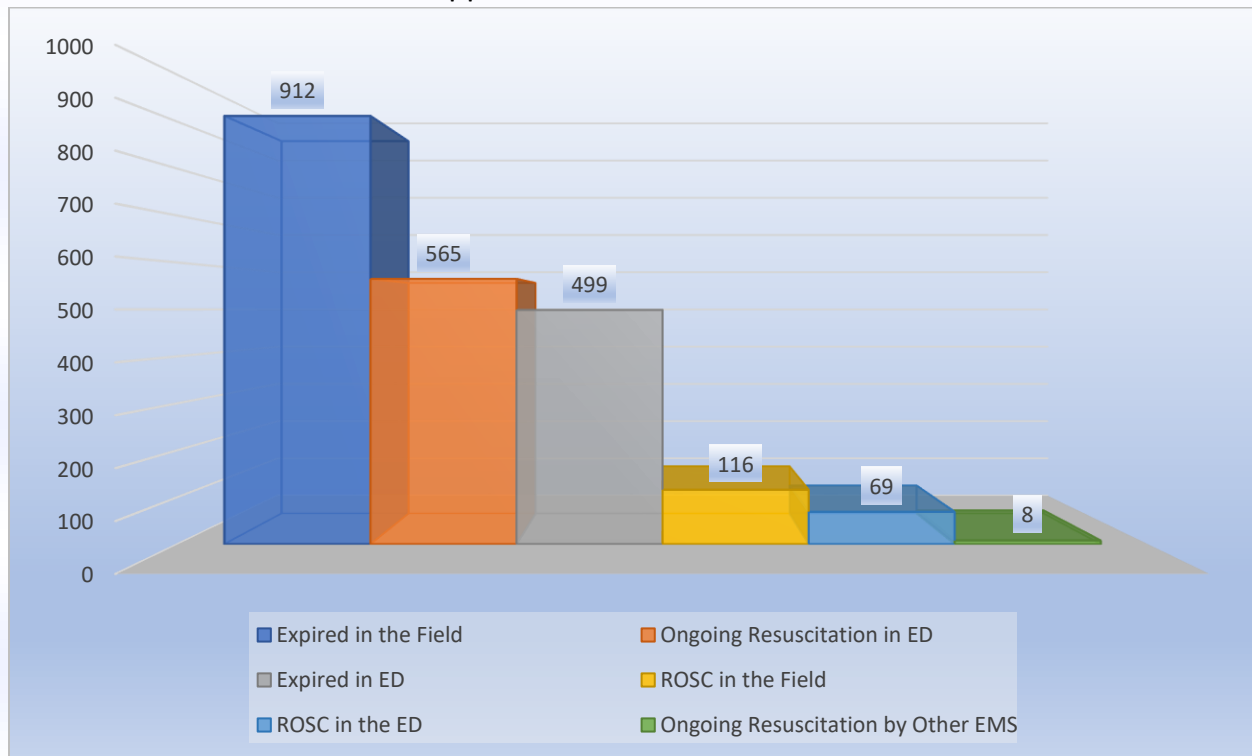


Figure 44: Cardiac Arrest – Who Provided CPR Prior to EMS?, Number of Calls per Provider Type

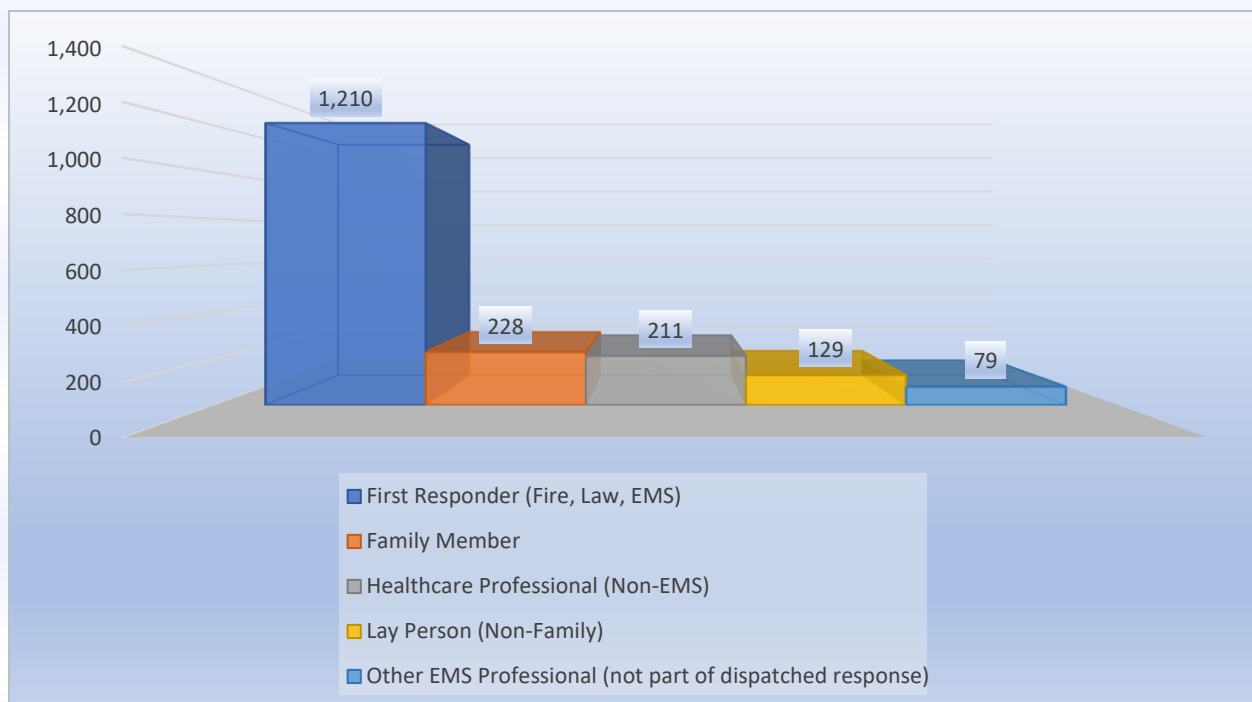


Figure 45: Cardiac Arrest AED Use Prior to EMS Arrival? – Where Recorded and Applicable

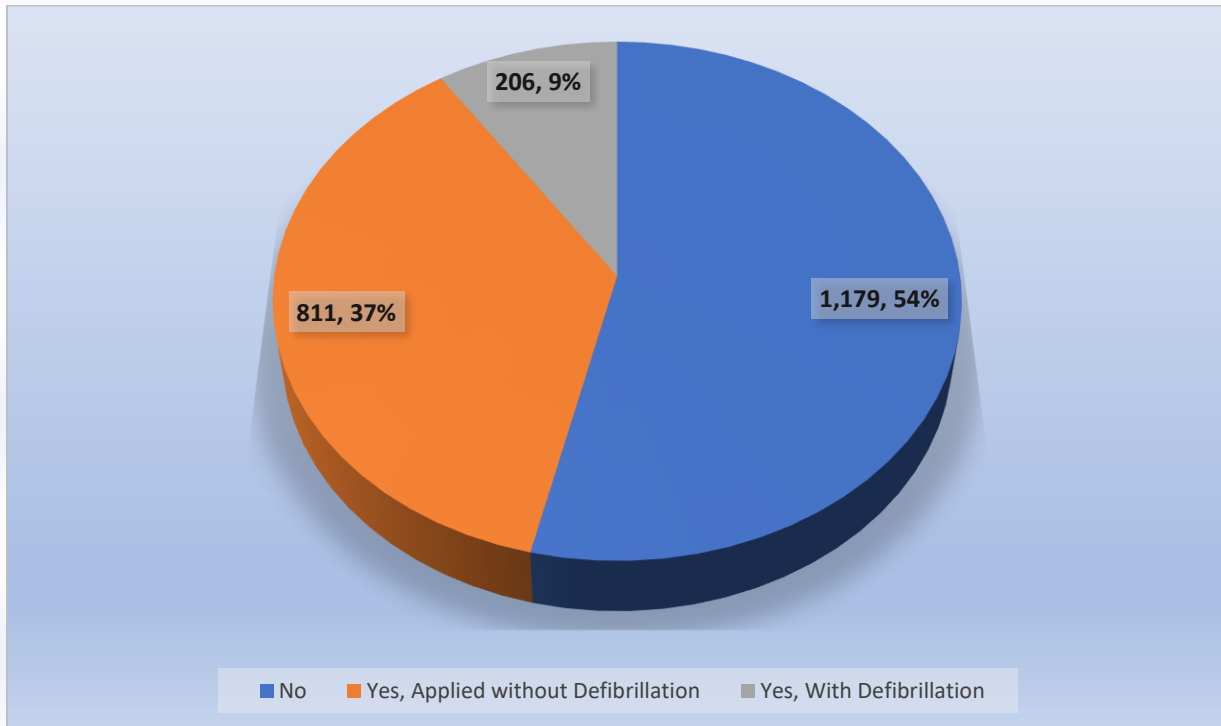
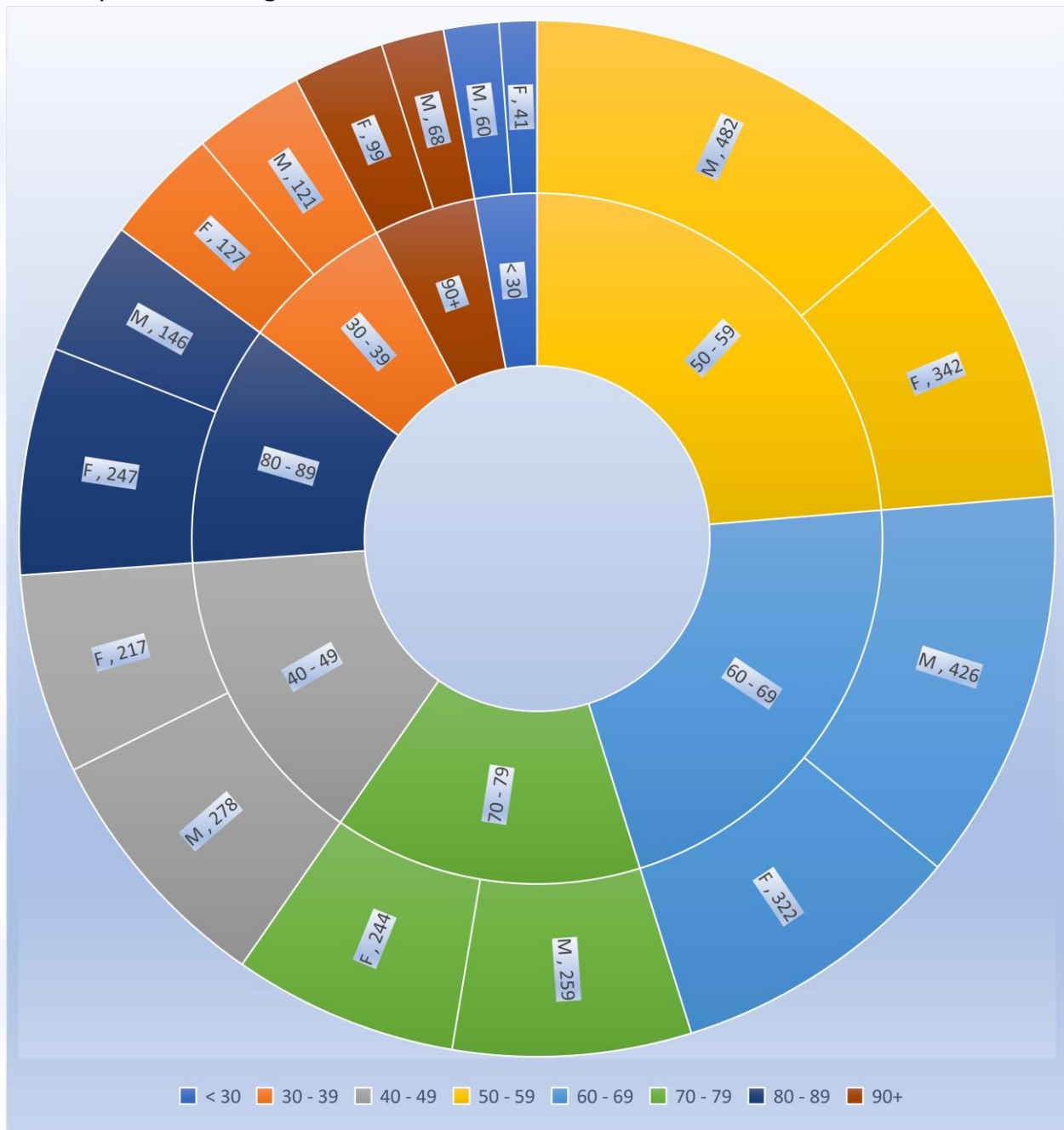
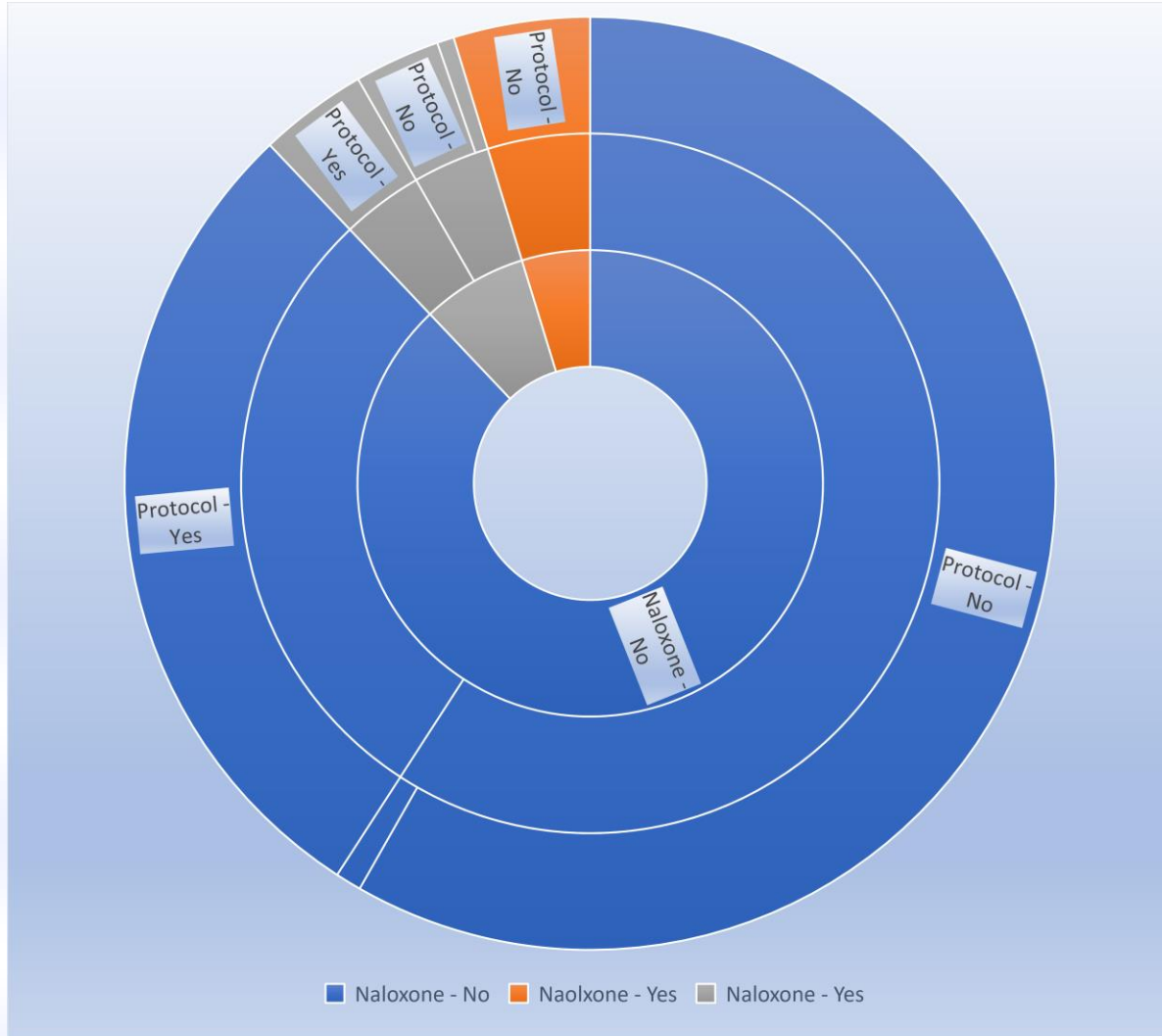


Figure 46: Non-Traumatic Chest Pain Treated with Aspirin by Gender and Age, Number of Calls per Gender/Age



Opioid Data

Figure 47: Naloxone Given, Positive Patient History or Drug Protocol, Number of Calls per combination of Naloxone/History/Protocol



Note: Represents whether Naloxone was administered, whether an alcohol or drug indicator was present and if an overdose protocol was used. To be included in the report, at least one factor was present.

Naloxone Given	Alcohol/Drug Indicator	Protocol Used	Count
Naloxone - No	Alcohol/Drug - No	Protocol - Yes	7065
Naloxone - No	Alcohol/Drug - Yes	Protocol - No	14305
Naloxone - No	Alcohol/Drug - Yes	Protocol - Yes	222
Naloxone - Yes	Alcohol/Drug - No	Protocol - No	1165
Naloxone - Yes	Alcohol/Drug - No	Protocol - Yes	927
Naloxone - Yes	Alcohol/Drug - Yes	Protocol - No	732
Naloxone - Yes	Alcohol/Drug - Yes	Protocol - Yes	144

Figure 48: Naloxone Dose Administered, Number of calls per Count

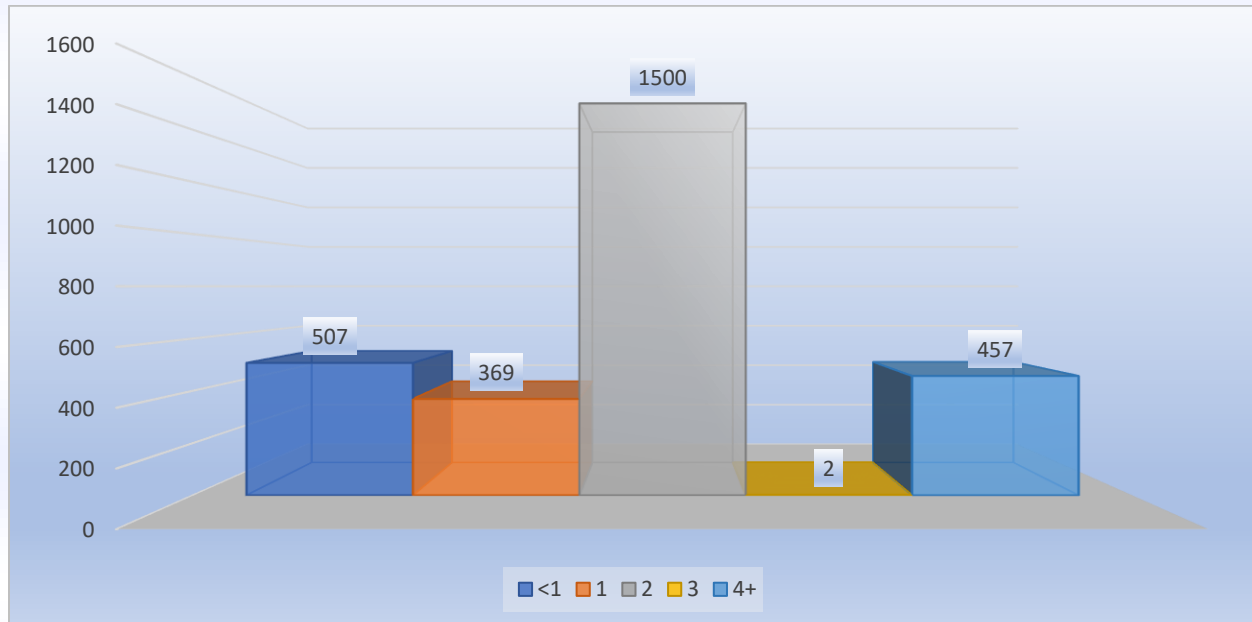


Figure 49: Top Ten Protocols where Naloxone Given, Number of Calls per Protocol – Where Recorded and Applicable

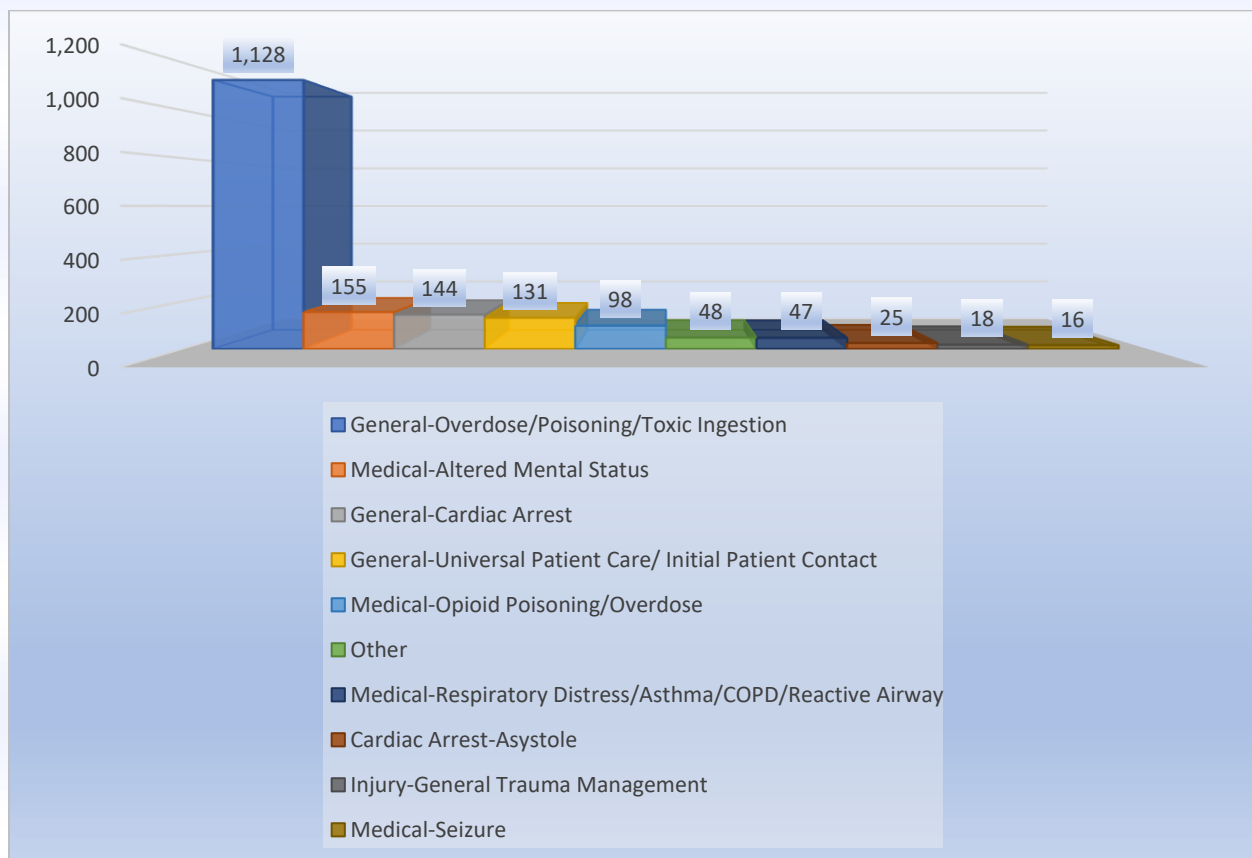
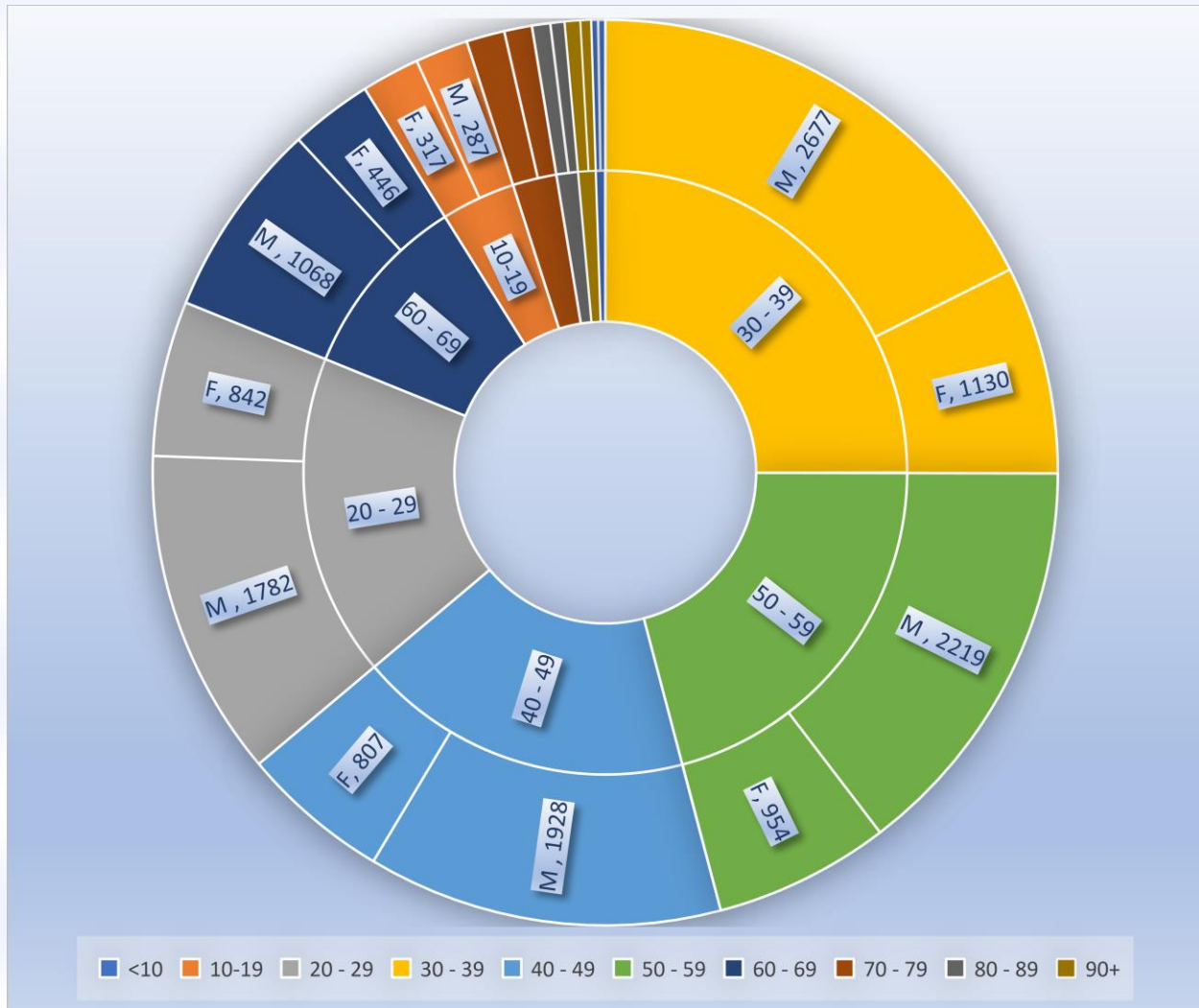


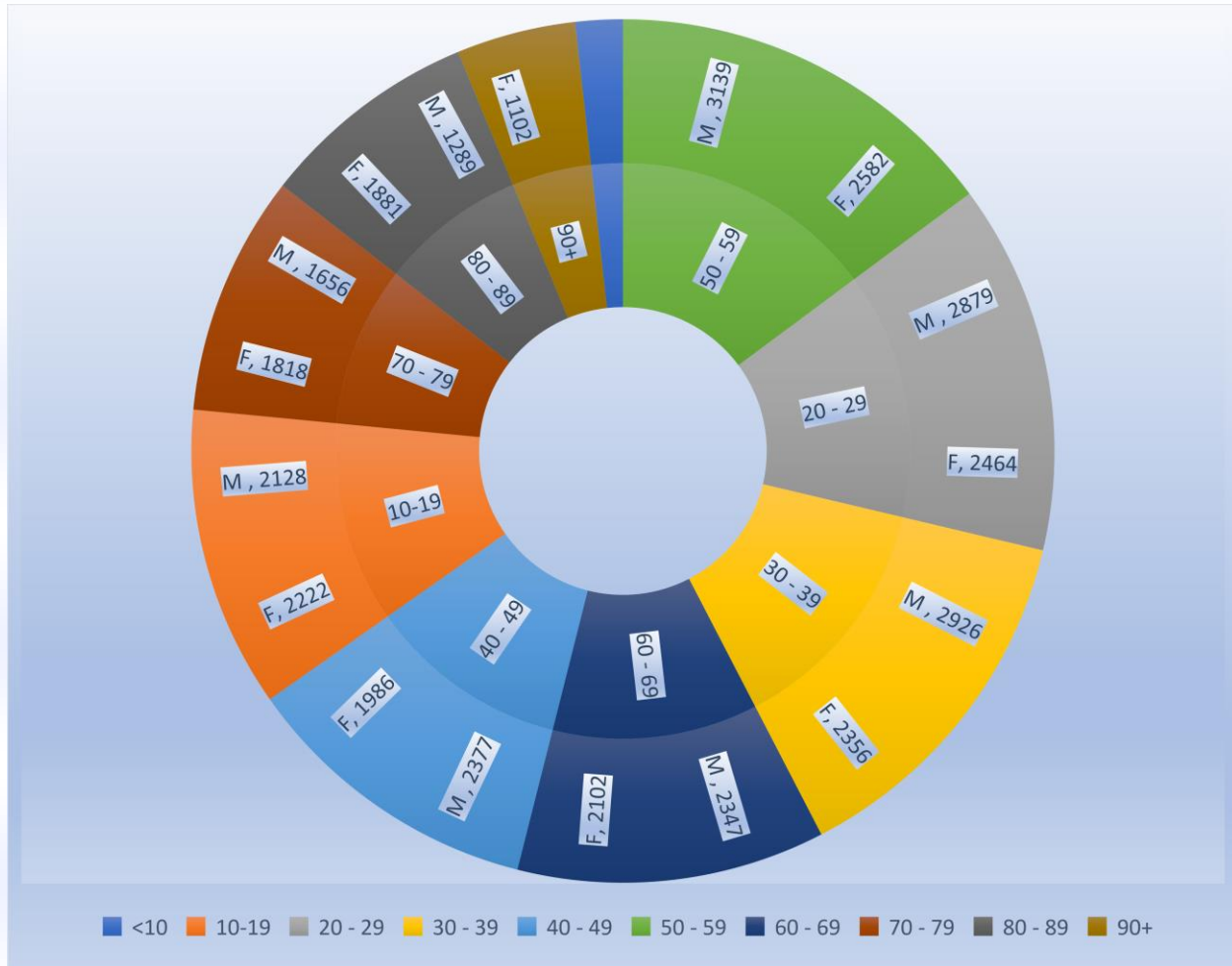
Figure 50: Opioid Related Calls, Number of Calls by Age and Gender



AGE_RANGE	GENDER	TOTAL	AGE_RANGE	GENDER	TOTAL
<10	F	38	<10	M	39
10-19	F	317	10-19	M	287
20 - 29	F	842	20 - 29	M	1782
30 - 39	F	1130	30 - 39	M	2677
40 - 49	F	807	40 - 49	M	1928
50 - 59	F	954	50 - 59	M	2219
60 - 69	F	446	60 - 69	M	1068
70 - 79	F	151	70 - 79	M	207
80 - 89	F	99	80 - 89	M	78
90+	F	57	90+	M	84

Mental Health

Figure 51: Mental Health Related Calls, Number of Calls by Age and Gender



AGE_RANGE	GENDER	TOTAL	AGE_RANGE	GENDER	TOTAL
<10	F	254	<10	M	429
10-19	F	2222	10-19	M	2128
20 - 29	F	2464	20 - 29	M	2879
30 - 39	F	2356	30 - 39	M	2926
40 - 49	F	1986	40 - 49	M	2377
50 - 59	F	2582	50 - 59	M	3139
60 - 69	F	2102	60 - 69	M	2347
70 - 79	F	1818	70 - 79	M	1656
80 - 89	F	1881	80 - 89	M	1289
90+	F	1102	90+	M	621

Appendix 1: Response Times by Agency

Response times represent the period in minutes from when the Unit is Notified to when the Unit Arrived on Scene. Agencies with fewer than 30 calls are not reported. The 95% confidence intervals represent the upper and lower limits in which 95% of the response times fall.

Agency Name	Total Calls	Mean	Std. Dev.	Min	Max	Lower 95%	Upper 95%
Aetna Ambulance Service Inc	8,854	6.7	5.6	0.0	108.4	6.8	5.5
Ambulance Service of Manchester LLC	6,850	7.5	4.3	0.0	58.7	7.6	4.2
AMERICAN AMBULANCE SERVICE INC	10,093	7.0	4.2	0.0	47.9	7.1	4.1
American Legion Ambulance Fund	1,287	9.6	41.4	0.0	1447.0	11.8	39.1
AMR - Statewide	284	10.6	7.0	0.0	46.3	11.4	6.2
AMR Bridgeport	24,226	7.2	6.3	0.0	518.8	7.3	6.3
AMR Hartford	23,380	7.8	9.4	0.0	799.5	7.9	9.2
AMR New Haven	43,068	8.8	16.0	0.0	1444.5	8.9	15.9
AMR Waterbury	17,412	8.0	14.6	0.0	1444.2	8.2	14.4
Andover Volunteer Fire Department	120	12.1	3.6	3.0	26.0	12.8	2.9
Ansonia Rescue & Medical Services	1,798	4.7	3.0	0.0	33.0	4.8	2.9
Ashford Volunteer Fire Department	250	11.7	5.9	3.0	29.7	12.4	5.1
Baltic Fire Department	121	10.6	4.5	2.0	27.0	11.4	3.7
Bantam Fire Company	219	12.7	4.7	0.0	28.0	13.3	4.1
Beacon Hose	340	9.7	8.4	0.0	82.0	10.6	7.5
Bethany Volunteer Fire Department Ambulance	252	10.8	5.4	3.0	39.0	11.4	4.7
Bethel Police Paramedic Division	667	8.0	4.7	0.0	53.0	8.4	4.3
Bethel Volunteer Fire Department	252	15.8	98.3	0.0	1443.0	27.9	86.1
Bloomfield Volunteer Ambulance	1,268	13.0	69.1	0.0	1452.0	16.8	65.3
Bozrah Volunteer Fire Company	223	11.9	7.6	0.0	79.0	12.9	6.6
Bradley Airport Emergency	361	3.8	2.8	0.0	32.0	4.1	2.5
Branford Fire Department - EMS	3,191	6.6	3.3	0.0	30.5	6.8	3.2
Bridgewater Volunteer Fire Department	111	13.3	5.4	1.1	28.4	14.3	4.4
Bristol Hospital EMS, LLC	6,414	7.1	4.8	0.0	232.7	7.3	4.7
Brookfield Volunteer Fire Company	986	11.0	74.8	0.0	1470.0	15.7	70.2
Burlington Volunteer Fire Department	108	10.6	4.5	3.0	23.0	11.4	3.6
Campion Ambulance Service	15,316	7.1	5.0	0.0	109.8	7.2	4.9
Canton Volunteer Fire & EMS	654	10.7	56.6	0.0	1447.0	15.0	52.2
Chester Hose Company	65	12.1	8.5	0.0	52.0	14.1	6.5
Chesterfield Fire Company	88	6.6	4.4	0.0	20.0	7.5	3.5
Colchester Hayward Volunteer Fire Company	1,004	8.3	5.3	0.0	31.0	8.6	4.9
Columbia Fire Department	194	11.1	3.9	3.0	27.0	11.7	3.4
Community Fire Company	580	12.6	64.2	0.0	1453.0	17.8	58.9
Cornwall Volunteer Fire Department	108	16.9	6.9	2.6	38.8	18.2	5.6

Agency Name	Total Calls	Mean	Std. Dev.	Min	Max	Lower 95%	Upper 95%
Cromwell Fire Department	2,542	13.9	99.0	0.0	1449.0	17.8	95.1
Danbury EMS (aka. Nuvance Health Ambulance)	7,902	7.8	28.5	0.0	1445.0	8.4	27.8
Darien EMS - Post 53	1,134	6.7	3.2	0.0	46.1	6.9	3.0
Deep River Ambulance Association	865	13.5	4.3	0.0	37.0	13.8	4.0
Durham Volunteer Ambulance Corps	337	11.1	5.2	0.0	45.0	11.6	4.6
East Haddam Ambulance Association Inc.	483	13.6	51.0	0.0	1096.0	18.1	46.4
East Hampton Ambulance Association	590	13.7	36.4	0.0	848.6	16.6	33.5
East Hartford Fire Department	4,752	8.2	4.5	0.0	90.9	8.4	4.4
East Haven Fire Department	2,261	5.2	2.9	0.0	46.0	5.3	2.7
East Lyme Ambulance	1,488	5.4	3.2	0.0	24.5	5.6	3.0
East Windsor Ambulance Association	1,963	8.1	4.5	0.0	58.1	8.3	4.3
Easton Volunteer EMS	350	8.2	6.1	0.0	60.0	8.9	5.4
Echo Hose Hook & Ladder Volunteer Ambulance	3,090	9.6	37.1	0.0	1451.0	10.9	35.8
Electric Boat Corporation	82	2.8	2.8	0.0	22.0	3.4	2.2
Ellington Volunteer Ambulance Corps	845	10.2	52.3	0.0	1446.0	13.7	48.8
Enfield Community Ambulance	4,600	9.6	50.5	0.0	1461.0	11.1	49.1
Essex Ambulance Association	841	10.5	5.7	0.0	46.0	10.9	5.3
Falls Village Volunteer Fire Department	34	29.1	101.7	4.0	604.0		
First Fire Taxation District of West Haven	2,687	5.3	3.1	0.0	63.7	5.4	2.9
Franklin Volunteer Fire Department	99	14.3	5.3	0.0	27.0	15.3	4.2
Gardner Lake Volunteer Fire Company	170	12.7	5.8	3.0	33.0	13.6	4.9
Georgetown Volunteer Fire Department	460	14.1	96.8	0.0	1451.0	23.0	87.9
Glastonbury Volunteer Ambulance Association	1,687	11.9	13.7	0.0	248.9	12.5	13.0
Goshen Volunteer Fire Company	101	13.6	6.6	2.6	39.8	14.9	5.3
Granby Ambulance Association	1,122	9.1	4.7	0.0	56.0	9.4	4.4
Greenwich EMS	2,532	56.9	263.2	0.0	1457.3	67.1	253.0
Guilford Fire Department Ambulance	1,243	7.6	3.8	0.0	30.5	7.8	3.6
Haddam Volunteer Ambulance Service	547	12.2	6.1	0.0	72.0	12.7	5.6
Hampton-Chaplin Ambulance Corp	108	14.8	5.4	0.0	38.0	15.8	4.4
Harwinton Ambulance Association	374	9.1	5.0	0.0	60.0	9.6	4.5
Hebron Volunteer Fire Department	383	12.6	31.4	0.0	606.0	15.7	28.2
Heritage Village Ambulance Association	624	7.4	24.4	0.0	603.0	9.3	22.5
Hunter's Ambulance Service	27,291	150.1	360.6	0.0	1759.1	154.4	356.4
KB Ambulance Corps Inc.	2,127	10.6	32.7	0.0	1453.0	12.0	31.3
Kent Fire Department	90	16.8	6.3	0.4	43.3	18.2	5.0
Killingworth Ambulance Association	184	16.5	6.6	0.0	52.0	17.4	5.6
Lawrence & Memorial Hospital	3,639	8.4	6.0	0.0	191.0	8.6	5.8

Agency Name	Total Calls	Mean	Std. Dev.	Min	Max	Lower 95%	Upper 95%
Lebanon Volunteer Fire Department Inc.	822	17.0	55.9	0.0	1449.0	20.8	52.0
LIFE STAR Air Medical Program	71	21.5	6.7	7.0	42.0	23.0	5.1
Litchfield Volunteer Ambulance Association	1,011	9.1	46.2	0.0	1451.0		
Lyme Ambulance Association	108	17.5	8.5	0.0	42.0	19.0	6.9
Madison Ambulance Association Inc.	1,065	6.8	3.7	0.0	28.0	7.0	3.5
Manchester Fire Department	3,512	5.2	2.5	0.0	43.0	5.3	2.4
Mansfield Division Of Fire and Emergency	1,115	8.8	7.8	0.0	189.0	9.2	7.3
Middlebury Fire Department	389	11.3	5.6	0.0	75.0	11.9	5.0
Middlesex Hospital	3,015	10.9	6.3	0.0	74.0	11.1	6.1
Milford Fire Department - EMS	2,782	5.8	2.4	0.0	23.3	5.8	2.3
Mohegan Fire Company	443	6.7	28.7	0.0	606.0	9.3	26.0
Mohegan Tribal Fire Department	1,528	3.5	2.2	0.0	19.7	3.6	2.1
Monroe Volunteer EMS	549	9.4	5.2	0.0	65.0	9.9	4.8
Montville Fire Company Ambulance	537	6.1	3.5	0.0	41.0	6.4	3.2
Mortlake Fire Company Inc.	217	8.8	6.2	0.0	45.0	9.6	5.4
Mystic River Ambulance Association	1,550	14.0	87.4	0.0	1515.3	18.3	83.0
Naugatuck Ambulance Corps Inc.	1,886	8.8	47.3	0.0	1450.0	10.9	45.2
New Britain EMS	9,994	9.5	26.0	0.0	1452.0	10.0	25.5
New Canaan Volunteer Ambulance Corps	1,091	7.7	4.3	0.0	52.0	7.9	4.1
New Fairfield Volunteer Fire Department	616	13.6	82.8	0.0	1457.0	20.1	76.2
New Hartford Volunteer Fire Department Ambulance Services.	585	11.4	6.0	0.0	42.0	11.8	5.5
New Haven Fire Department	1,796	5.8	3.4	0.0	32.0	6.0	3.2
New London Fire Department	3,305	5.0	25.3	0.0	1451.0	5.8	24.4
New Milford Community Ambulance	1,068	9.6	5.5	0.0	70.0	9.9	5.2
Newington Volunteer Ambulance Corp	3,378	10.3	56.3	0.0	1464.0	12.2	54.4
Newtown Volunteer Ambulance Corps	70	8.1	3.4	0.0	16.0	8.9	2.6
Norfolk Lions Club Ambulance	70	14.6	7.1	0.0	38.0	16.3	5.5
North Branford Fire Department Ambulance Company #4	843	10.5	4.9	0.0	42.2	10.8	4.6
North Canaan Volunteer Ambulance Corps	713	8.0	5.0	0.0	48.0	8.3	4.6
North Haven Fire Department	1,784	6.3	3.7	0.0	35.0	6.5	3.6
Norwalk Hospital Association	7,385	8.3	4.4	0.0	56.0	8.4	4.3
Oakdale Fire Company	260	9.2	37.7	0.0	610.0		
Old Lyme South End Volunteer Ambulance Association	450	11.6	6.1	0.0	68.2	12.2	5.5
Old Saybrook Ambulance Association	1,045	10.8	4.8	0.0	35.0	11.1	4.5
Oxford Ambulance Association, Inc.	493	8.2	4.7	0.0	39.0	8.6	4.3
Pfizer Inc.	37	2.9	1.9	0.0	8.0	3.5	1.3

Agency Name	Total Calls	Mean	Std. Dev.	Min	Max	Lower 95%	Upper 95%
Poquetanuck Volunteer Fire Department	2	8.5	3.5	6.0	11.0	13.4	-1.4
Pratt & Whitney Division of UTC	18	3.7	2.1	0.0	9.0		
Pratt & Whitney-Med Team-Middletown	39	2.1	1.9	0.0	9.0		
Putnam E.M.S. Ambulance Service Inc.	953	8.7	58.2	0.0	1446.0		
Redding Fire District	127	22.9	135.1	0.0	1452.0	46.3	111.6
Ridgefield Fire Department	1,229	10.6	73.1	0.0	1448.0	14.7	69.1
Rocky Hill Volunteer Ambulance	1,337	8.1	4.2	0.0	57.4	8.3	4.0
Roxbury Ambulance Association	75	12.8	5.2	2.0	30.0	14.0	4.0
Roy B Pettengill Ambulance	207	11.1	4.5	0.0	34.0	11.7	3.8
Salisbury Volunteer Ambulance Service	298	15.2	7.4	0.0	57.8	16.0	6.5
Scotland Fire Department	59	10.5	4.7	2.0	22.0	11.7	3.5
Seymour Ambulance	1,384	7.0	4.1	0.0	30.0	7.3	3.9
Sharon Fire Department Ambulance Squad	192	10.3	5.5	0.0	30.7	11.0	4.7
Sherman Volunteer Fire Department	226	16.9	6.5	0.0	42.0	17.8	5.6
Sikorsky Aircraft Corporation	82	2.7	2.3	0.0	12.0	3.2	1.8
Simsbury Volunteer Ambulance Association	1,565	9.3	37.5	0.0	1446.0	11.2	35.7
Somers Fire Department Ambulance Division	104	9.0	4.3	0.0	23.4	9.8	3.5
Southbury Ambulance Association	1,876	11.1	58.6	0.0	1449.0	13.8	56.0
Stafford Ambulance Association	1,069	10.6	45.1	0.0	1445.0	13.3	42.4
Stamford EMS Inc.	9,259	7.2	4.5	0.0	140.7	7.2	4.5
Stonington Volunteer Ambulance Corps	266	8.8	6.6	1.0	48.0	9.6	5.8
Stony Hill Volunteer Fire Company	624	6.7	4.5	0.0	30.0	7.1	4.1
Storm Engine Company Ambulance & Rescue Corps	931	5.8	3.9	0.0	31.0	6.1	3.6
Stratford EMS	5,381	7.1	3.9	0.0	56.0	7.2	3.8
Suffield Volunteer Ambulance Association	883	9.1	5.9	0.0	84.8	9.4	5.5
Tolland Fire Department	926	13.2	47.8	0.0	1449.0		
Town of Coventry Fire /EMS	232	10.9	7.6	0.0	100.0	11.9	6.6
Trinity Health of New England EMS	283	5.2	3.1	0.0	24.3		
Trumbull EMS	3,436	8.1	4.0	0.0	58.0	8.2	3.9
UConn Health Center Fire Department	252	4.2	6.2	0.0	60.0	5.0	5.4
Valley EMS	4,322	9.1	32.9	0.0	1450.0	10.0	31.9
Vernon Fire Department	2,831	8.9	28.0	0.0	1448.0	10.0	26.9
Voluntown Volunteer Fire Company #1	359	9.8	6.9	0.0	36.0	10.5	6.2
Wallingford Department of Fire Services	3,225	7.3	4.0	0.0	53.0	7.4	3.9
Warren Volunteer Fire Company Inc.	86	16.4	7.2	0.0	60.0	17.9	5.7
Washington Ambulance Association Inc.	299	17.2	5.8	0.0	39.0	17.8	5.1
Waterford Ambulance Association	2,200	6.3	3.4	0.0	68.0	6.4	3.2
West Hartford Fire Department	5,561	8.6	33.7	0.0	2095.8	9.5	32.8

Agency Name	Total Calls	Mean	Std. Dev.	Min	Max	Lower 95%	Upper 95%
West Haven Fire Department - Allingtown (City of West Haven 3rd District)	893	4.8	2.2	0.0	21.9	4.9	2.1
West Redding Volunteer Fire Department District Company	110	18.5	68.9	0.0	732.0	31.3	56.0
West Shore Fire District (City of West Haven - 2nd District)	1,058	7.8	63.0	0.0	1448.1	11.6	59.2
Westbrook Ambulance Association	499	14.4	67.5	0.0	1455.0	20.3	61.5
Weston Volunteer EMS	353	15.7	5.7	0.0	33.0	16.3	5.1
Westport EMS	2,009	7.4	11.9	0.0	488.0	8.0	11.4
Wethersfield Volunteer Ambulance Association	686	10.0	78.5	0.0	1449.0	15.9	72.6
Willimantic Fire Department	1,905	8.7	57.5	0.0	1447.0	11.3	54.9
Willington Fire Department	264	9.7	4.1	0.0	28.0	10.2	3.6
Wilton Volunteer Ambulance	799	8.3	4.5	0.0	31.0	8.6	4.2
Windham Community Memorial Hospital	2,281	9.4	31.6	0.0	1450.0	10.7	30.3
Windsor Locks Lions Club Ambulance	1,060	6.6	44.4	0.0	1445.0	9.3	41.8
Windsor Volunteer Ambulance Inc., d/b/a Windsor EMS	2,234	8.1	34.5	0.0	1445.2	9.5	33.1
Winsted Area Ambulance Association	1,200	7.7	42.5	0.0	1449.0	10.1	40.1
Wolcott Volunteer Ambulance	1,259	7.2	3.4	0.0	33.6	7.4	3.2
Woodbury Ambulance Association	434	15.0	5.6	0.0	36.0	15.6	5.1
Woodstock EMS/Woodstock Volunteer Fire Association	399	10.9	7.7	0.0	82.0	11.6	7.0

Appendix 2: Response Times by City/Town

Response times represent the period in minutes from when the Unit is Notified to when the Unit Arrived on Scene. Statistics for cities/towns with fewer than 30 calls are not reported. The 95% confidence intervals represent the upper and lower limits in which 95% of the response times fall.

Incident City	Total Calls	Mean	Std Dev	Min	Max	Upper 95%	Lower 95%
Abington	2	Fewer than 30 calls, no statistics reported					
Aguadilla	1	Fewer than 30 calls, no statistics reported					
Allingtown	579	10.6	31.2	0.0	746.0	13.1	8.0
Amston	66	21.5	74.4	4.0	606.0	39.5	3.6
Andover	106	11.7	3.2	3.0	22.0	12.3	11.0
Ansonia	2,558	5.3	3.2	0.0	33.0	5.4	5.1
Ashford	137	16.0	5.2	0.0	28.0	16.9	15.2
Ashley Falls	1	Fewer than 30 calls, no statistics reported					
Attawaugan	1	Fewer than 30 calls, no statistics reported					
Avon	1,082	8.1	4.8	0.0	51.0	8.3	7.8
Ballouville	10	Fewer than 30 calls, no statistics reported					
Baltic	158	12.4	5.3	2.0	25.3	13.2	11.6
Bantam	13	Fewer than 30 calls, no statistics reported					
Barkhamsted	192	12.3	5.7	3.0	41.0	13.2	11.5
Bashan	1	Fewer than 30 calls, no statistics reported					
Beacon Falls	427	14.2	73.7	0.0	1466.2	21.2	7.2
Bedford	1	Fewer than 30 calls, no statistics reported					
Belle Haven	1	Fewer than 30 calls, no statistics reported					
Berlin	1,392	48.0	222.1	0.0	1447.6	59.7	36.4
Bethany	376	11.7	5.2	3.0	39.0	12.2	11.1
Bethel	1,214	6.9	10.0	0.0	318.5	7.5	6.4
Bethlehem	29	Fewer than 30 calls, no statistics reported					
Bishops Corner	1	Fewer than 30 calls, no statistics reported					
Bloomfield	2,583	12.6	48.9	0.0	1452.0	14.5	10.7
Blue Hills	82	7.6	4.6	0.5	25.9	8.6	6.6
Bolton	1	Fewer than 30 calls, no statistics reported					
Branford	7	Fewer than 30 calls, no statistics reported					
Brewster	1	Fewer than 30 calls, no statistics reported					
Bridgeport	19,341	6.9	6.1	0.0	518.8	7.0	6.8
Bristol	53	15.0	9.8	1.1	66.9	17.7	12.4
Broad Brook	461	10.5	3.1	0.0	20.4	10.8	10.2
Brookfield	883	11.4	79.0	0.0	1470.0	16.6	6.2
Brooklyn	167	10.5	4.2	2.0	32.0	11.1	9.9
Burlington	49	41.0	211.9	4.9	1447.0	100.4	0.0

Incident City	Total Calls	Mean	Std Dev	Min	Max	Upper 95%	Lower 95%
Canaan	523	9.2	26.6	0.0	604.0	11.5	6.9
Canterbury	10	Fewer than 30 calls, no statistics reported					
Canton	614	8.3	4.3	0.0	29.0	8.6	7.9
Carmel	1	Fewer than 30 calls, no statistics reported					
Centerbrook	131	8.6	5.1	0.0	22.0	9.5	7.7
Central Village	175	6.5	18.5	0.0	235.0	9.3	3.8
Chaplin	149	14.1	5.6	0.0	38.0	15.0	13.2
Cheshire	94	601.3	616.2	0.0	1500.0	725.8	476.7
Chester	203	36.9	147.5	0.0	1385.2	57.2	16.6
Chesterfield	48	6.8	3.4	1.0	17.0	7.7	5.8
City of Boston	2	Fewer than 30 calls, no statistics reported					
City of Bridgeport	4	Fewer than 30 calls, no statistics reported					
City of Bristol	175	764.0	545.2	0.0	1461.4	844.8	683.2
City of Danbury	4	Fewer than 30 calls, no statistics reported					
City of Derby	6	Fewer than 30 calls, no statistics reported					
City of Groton	14	Fewer than 30 calls, no statistics reported					
City of Hartford	6,354	12.1	83.2	0.0	1460.2	14.1	10.0
City of Meriden	10,002	99.1	287.3	0.0	1543.5	104.8	93.5
City of Middletown	7,436	73.6	240.7	0.0	1759.1	79.1	68.1
City of Milford	12	Fewer than 30 calls, no statistics reported					
City of New Britain	11,679	60.7	230.1	0.0	1509.3	64.9	56.5
City of New Haven	319	219.8	414.8	0.0	1478.9	265.3	174.2
City of New London	8	Fewer than 30 calls, no statistics reported					
City of New York	1	Fewer than 30 calls, no statistics reported					
City of Norwich	6,313	7.1	3.5	0.0	47.9	7.2	7.0
City of Odessa	1	Fewer than 30 calls, no statistics reported					
City of Shelton	1	Fewer than 30 calls, no statistics reported					
City of Springfield	3	Fewer than 30 calls, no statistics reported					
City of Stamford	44	175.3	439.5	0.0	1449.0	305.1	45.4
City of Torrington	3,368	6.2	7.1	0.0	198.6	6.4	5.9
City of Waterbury	5,640	8.0	37.3	0.0	1392.7	9.0	7.0
City of West Haven	3	Fewer than 30 calls, no statistics reported					
City of White Plains	1	Fewer than 30 calls, no statistics reported					
City of Worcester	1	Fewer than 30 calls, no statistics reported					
Clinton	260	116.0	338.1	0.0	1473.2	157.1	74.9
Cobalt	60	112.0	331.7	4.0	1443.8	196.0	28.1
Colchester	570	14.7	78.4	0.0	1347.0	21.2	8.3
Colebrook	57	13.5	6.5	0.0	38.0	15.2	11.8
Collinsville	26	Fewer than 30 calls, no statistics reported					

Incident City	Total Calls	Mean	Std Dev	Min	Max	Upper 95%	Lower 95%
Columbia	263	10.2	3.4	0.0	28.0	10.6	9.8
Cornwall	2	Fewer than 30 calls, no statistics reported					
Cornwall Bridge	24	Fewer than 30 calls, no statistics reported					
Cos Cob	39	42.4	233.8	0.0	1445.8	115.8	0.0
Coventry	402	11.0	6.4	0.0	100.0	11.6	10.4
Cromwell	2,831	38.4	190.8	0.0	1452.8	45.4	31.3
Crystal Lake	36	9.3	2.2	5.0	14.0	10.0	8.5
Dallas	1	Fewer than 30 calls, no statistics reported					
Danbury	7,889	7.8	28.5	0.0	1445.0	8.4	7.1
Danielson	737	6.8	3.5	0.0	36.0	7.0	6.5
Darien	1,524	6.8	4.8	0.0	140.7	7.0	6.5
Dayville	467	9.2	3.4	0.0	27.0	9.5	8.8
Deep River	849	13.7	12.8	0.0	311.6	14.5	12.8
Derby	1,490	6.3	4.1	0.0	41.3	6.5	6.1
Dover Plains	1	Fewer than 30 calls, no statistics reported					
Durham	453	14.7	38.7	0.0	722.7	18.3	11.2
East Berlin	104	7.2	2.1	0.0	12.4	7.6	6.8
East Canaan	5	Fewer than 30 calls, no statistics reported					
East Granby	31	11.1	4.0	2.0	19.0	12.5	9.7
East Haddam	373	13.7	9.4	0.0	128.0	14.6	12.7
East Hampton	586	15.4	56.0	0.0	1244.2	20.0	10.9
East Hartford	4,770	8.2	4.5	0.0	90.9	8.4	8.1
East Hartland	68	12.9	3.5	4.0	26.0	13.7	12.1
East Haven	5,556	8.2	5.2	0.0	129.2	8.3	8.1
East Killingly	28	Fewer than 30 calls, no statistics reported					
East Lansing	1	Fewer than 30 calls, no statistics reported					
East Longmeadow	1	Fewer than 30 calls, no statistics reported					
East Putnam	2	Fewer than 30 calls, no statistics reported					
East Thompson	4	Fewer than 30 calls, no statistics reported					
East Willington	7	Fewer than 30 calls, no statistics reported					
East Woodstock	2	Fewer than 30 calls, no statistics reported					
Eastford	42	19.3	8.7	0.0	34.0	21.9	16.7
Easton	472	9.4	6.4	0.0	60.0	10.0	8.8
Ellington	925	10.2	48.2	0.0	1446.0	13.3	7.1
Elmwood	1	Fewer than 30 calls, no statistics reported					
Enfield	4,403	9.6	51.2	0.0	1461.0	11.1	8.1
Essex	565	10.6	5.1	0.0	27.0	11.0	10.2
Exeter	1	Fewer than 30 calls, no statistics reported					
Fairfield	3,768	7.3	5.8	0.0	197.3	7.4	7.1

Incident City	Total Calls	Mean	Std Dev	Min	Max	Upper 95%	Lower 95%
Falls Village	9	Fewer than 30 calls, no statistics reported					
Farmington	2,129	36.8	190.1	0.0	1469.0	44.9	28.7
Fenton	2	Fewer than 30 calls, no statistics reported					
Fenwick	1	Fewer than 30 calls, no statistics reported					
Firetown	1	Fewer than 30 calls, no statistics reported					
Forestville	7	Fewer than 30 calls, no statistics reported					
Franklin	123	13.6	5.6	0.0	28.0	14.6	12.6
Gales Ferry	437	10.0	3.6	0.0	32.4	10.4	9.7
Gaylordsville	27	Fewer than 30 calls, no statistics reported					
Georgetown	13	Fewer than 30 calls, no statistics reported					
Gilman	2	Fewer than 30 calls, no statistics reported					
Glastonbury	273	12.1	16.7	0.0	205.0	14.1	10.1
Glendale	1	Fewer than 30 calls, no statistics reported					
Glenville	1	Fewer than 30 calls, no statistics reported					
Goshen	2	Fewer than 30 calls, no statistics reported					
Granby	84	13.9	5.2	0.0	33.0	15.1	12.8
Great Barrington	4	Fewer than 30 calls, no statistics reported					
Greenwich	2,369	54.4	257.2	0.0	1457.3	64.8	44.0
Grosvenor Dale	6	Fewer than 30 calls, no statistics reported					
Groton	939	7.6	8.1	0.0	191.0	8.1	7.1
Guilford	39	49.1	219.1	0.0	1365.6	117.8	0.0
Haddam	401	12.3	5.0	0.0	32.0	12.8	11.8
Hadlyme	5	Fewer than 30 calls, no statistics reported					
Hamden	6,641	10.0	17.0	0.0	732.2	10.4	9.6
Hampton	83	13.5	4.8	2.0	29.0	14.5	12.4
Hanover	7	Fewer than 30 calls, no statistics reported					
Hartford	14,117	7.3	10.8	0.0	799.5	7.5	7.2
Hartland	12	Fewer than 30 calls, no statistics reported					
Harwinton	329	8.9	4.9	0.0	60.0	9.4	8.4
Hebron	477	11.8	5.8	0.0	31.0	12.3	11.2
Higganum	206	11.2	7.6	0.0	72.0	12.2	10.2
Holland	2	Fewer than 30 calls, no statistics reported					
Huntington	7	Fewer than 30 calls, no statistics reported					
Independence	1	Fewer than 30 calls, no statistics reported					
Ivoryton	103	12.2	5.3	4.0	38.0	13.2	11.2
Jewett City	708	5.2	4.3	0.0	27.0	5.6	4.9
Kendall Park	1	Fewer than 30 calls, no statistics reported					
Kensington	2	Fewer than 30 calls, no statistics reported					
Kent	88	17.6	8.1	0.4	63.1	19.3	16.0

Incident City	Total Calls	Mean	Std Dev	Min	Max	Upper 95%	Lower 95%
Killingly Center	17	Fewer than 30 calls, no statistics reported					
Killingworth	199	23.3	101.2	0.0	1396.6	37.4	9.2
Lakeside	1	Fewer than 30 calls, no statistics reported					
Lakeville	67	12.9	8.3	0.0	60.1	14.9	10.9
Lawrence	1	Fewer than 30 calls, no statistics reported					
Lebanon	927	16.5	52.5	0.0	1449.0	19.9	13.1
Lewes	1	Fewer than 30 calls, no statistics reported					
Litchfield	1,016	9.3	46.0	0.0	1451.0	12.1	6.5
Longmeadow	3	Fewer than 30 calls, no statistics reported					
Madison	1,069	9.3	46.1	0.0	1071.4	12.0	6.5
Manchester	6	Fewer than 30 calls, no statistics reported					
Manhattan	1	Fewer than 30 calls, no statistics reported					
Mansfield Center	9	Fewer than 30 calls, no statistics reported					
Mansfield Depot	7	Fewer than 30 calls, no statistics reported					
Mansfield Four Corners	1	Fewer than 30 calls, no statistics reported					
Marble Dale	4	Fewer than 30 calls, no statistics reported					
Marlborough	607	32.9	62.6	0.0	1434.9	37.9	27.9
Meriden	6	Fewer than 30 calls, no statistics reported					
Middle Haddam	4	Fewer than 30 calls, no statistics reported					
Middlebury	582	10.8	5.0	0.0	75.0	11.2	10.3
Middlefield	213	8.7	3.7	0.3	21.5	9.2	8.2
Middlesex County	4	Fewer than 30 calls, no statistics reported					
Middletown	1,050	7.7	5.3	0.0	66.1	8.0	7.4
Milford	39	14.3	11.7	0.0	48.0	18.0	10.6
Milldale	1	Fewer than 30 calls, no statistics reported					
Millstone	1	Fewer than 30 calls, no statistics reported					
Mohegan	3	Fewer than 30 calls, no statistics reported					
Monroe	1,279	11.9	59.3	0.0	1450.0	15.1	8.6
Moodus	195	41.9	187.0	0.0	1369.4	68.2	15.7
Moosup	376	8.7	4.6	0.0	26.0	9.1	8.2
Morris	167	11.4	3.6	0.0	28.0	12.0	10.9
Mystic	1,470	11.7	67.1	0.0	1444.0	15.1	8.2
Naples	1	Fewer than 30 calls, no statistics reported					
Naugatuck	1,971	8.5	33.2	0.0	1449.0	9.9	7.0
New Britain	98	12.0	8.0	0.0	56.5	13.6	10.4
New Canaan	1,646	7.8	4.6	0.0	53.1	8.1	7.6
New Fairfield	609	13.7	83.2	0.0	1457.0	20.3	7.1
New Hartford	366	10.1	5.7	0.0	42.0	10.7	9.5
New Haven	23,594	7.6	13.4	0.0	1444.0	7.8	7.5

Incident City	Total Calls	Mean	Std Dev	Min	Max	Upper 95%	Lower 95%
New London	992	5.5	4.6	0.0	64.0	5.8	5.3
New Marlborough	2	Fewer than 30 calls, no statistics reported					
New Martinsville	1	Fewer than 30 calls, no statistics reported					
New Milford	1,025	9.6	5.8	0.0	70.0	10.0	9.3
New Preston	51	18.3	5.1	7.0	29.0	19.7	16.9
New York	2	Fewer than 30 calls, no statistics reported					
Newington	3,470	38.1	181.5	0.0	1587.1	44.1	32.1
Newtown	2,015	12.2	64.9	0.0	1448.0	15.0	9.3
Niantic	683	7.6	4.7	0.0	29.1	7.9	7.2
Noank	34	9.4	4.1	0.0	22.0	10.8	8.0
Norfolk	49	13.3	5.9	0.0	31.0	15.0	11.7
North Branford	71	17.0	11.6	3.6	98.4	19.7	14.3
North Franklin	74	12.5	4.3	0.0	25.0	13.5	11.5
North Granby	51	13.0	8.4	0.0	56.0	15.3	10.7
North Grosvenor Dale	285	8.7	5.8	0.0	42.0	9.4	8.0
North Haven	4,244	12.8	74.6	0.0	1441.3	15.0	10.5
North Salem	2	Fewer than 30 calls, no statistics reported					
North Stonington	33	14.4	6.9	0.0	27.0	16.7	12.0
North Windham	22	Fewer than 30 calls, no statistics reported					
North Woodstock	8	Fewer than 30 calls, no statistics reported					
Northfield	21	Fewer than 30 calls, no statistics reported					
Northford	318	7.5	4.4	0.0	31.5	7.9	7.0
Norwalk	6,176	8.2	4.6	0.0	72.0	8.3	8.1
Norwich	3	Fewer than 30 calls, no statistics reported					
Norwichtown	1	Fewer than 30 calls, no statistics reported					
Oakdale	240	9.0	39.1	0.0	610.0	13.9	4.0
Oakville	50	10.3	3.0	2.0	19.0	11.1	9.5
Old Greenwich	33	18.3	65.9	1.4	384.7	40.8	0.0
Old Lyme	190	13.1	5.7	0.0	43.4	13.9	12.3
Old Mystic	2	Fewer than 30 calls, no statistics reported					
Old Saybrook	1,007	106.0	331.1	0.0	1489.3	126.5	85.6
Oneco	39	15.5	5.1	5.0	37.0	17.1	13.9
Orange	2,220	8.2	6.8	0.0	127.5	8.5	7.9
Oxford	773	9.3	4.8	0.0	39.0	9.7	9.0
Paucatuck Eastern Pequot Reservation	3	Fewer than 30 calls, no statistics reported					
Pawcatuck	18	Fewer than 30 calls, no statistics reported					
Pequabuck	1	Fewer than 30 calls, no statistics reported					
Philadelphia	1	Fewer than 30 calls, no statistics reported					

Incident City	Total Calls	Mean	Std Dev	Min	Max	Upper 95%	Lower 95%
Pittsburgh	1	Fewer than 30 calls, no statistics reported					
Plainfield	586	10.8	60.1	0.0	1447.0	15.6	5.9
Plainville	1,433	15.2	93.9	0.0	1319.4	20.1	10.4
Plantsville	143	472.4	481.5	1.3	1450.2	551.3	393.4
Plymouth	102	15.0	5.2	0.2	41.5	16.0	14.0
Pomfret	61	16.0	4.3	7.0	26.0	17.0	14.9
Pomfret Center	55	43.7	199.3	5.0	1453.0	96.3	0.0
Port Chester	4	Fewer than 30 calls, no statistics reported					
Port Wentworth	10	Fewer than 30 calls, no statistics reported					
Portland	760	37.0	179.2	0.0	1396.2	49.7	24.3
Pound Ridge	2	Fewer than 30 calls, no statistics reported					
Prospect	12	Fewer than 30 calls, no statistics reported					
Putnam	1,143	9.4	53.9	0.0	1446.0	12.6	6.3
Quaker Hill	229	7.3	3.2	0.0	20.0	7.8	6.9
Quinebaug	46	11.0	4.4	0.0	25.0	12.3	9.8
Redding	588	9.1	5.6	0.0	57.0	9.6	8.7
Redding Ridge	28	Fewer than 30 calls, no statistics reported					
Ridgefield	1,094	11.1	77.5	0.0	1448.0	15.7	6.5
Riverside	39	151.7	442.2	0.0	1444.0	290.5	12.9
Riverton	9	Fewer than 30 calls, no statistics reported					
Rockville	80	8.6	8.7	0.0	68.2	10.5	6.7
Rocky Hill	1,364	15.5	80.6	0.0	1372.1	19.8	11.2
Rogers	10	Fewer than 30 calls, no statistics reported					
Roxbury	63	13.0	5.2	2.0	30.0	14.3	11.7
Rye Brook	3	Fewer than 30 calls, no statistics reported					
Salem	135	12.0	5.0	3.0	27.0	12.8	11.2
Salisbury	12	Fewer than 30 calls, no statistics reported					
Sandy Hook	503	11.9	65.4	1.0	1464.0	17.6	6.2
Saugatuck	3	Fewer than 30 calls, no statistics reported					
Saybrook Manor	5	Fewer than 30 calls, no statistics reported					
Scotland	73	10.7	4.1	2.0	19.0	11.7	9.8
Seymour	1,944	7.1	3.9	0.0	30.0	7.3	6.9
Sharon	1	Fewer than 30 calls, no statistics reported					
Sheffield	7	Fewer than 30 calls, no statistics reported					
Shelton	4,705	9.6	30.8	0.0	1451.0	10.4	8.7
Sherman	224	16.7	6.6	0.0	42.0	17.6	15.8
Simsbury	1,105	7.8	5.6	0.0	92.8	8.2	7.5
Somers	41	14.5	4.9	5.0	25.0	16.0	13.0
Somersville	3	Fewer than 30 calls, no statistics reported					

Incident City	Total Calls	Mean	Std Dev	Min	Max	Upper 95%	Lower 95%
South Britain	3	Fewer than 30 calls, no statistics reported					
South Glastonbury	25	Fewer than 30 calls, no statistics reported					
South Kent	7	Fewer than 30 calls, no statistics reported					
South Salem	3	Fewer than 30 calls, no statistics reported					
South Windham	4	Fewer than 30 calls, no statistics reported					
South Windsor	1	Fewer than 30 calls, no statistics reported					
South Woodstock	4	Fewer than 30 calls, no statistics reported					
Southbury	2,445	10.5	52.9	0.0	1449.0	12.6	8.4
Southington	3,360	40.5	181.1	0.0	1459.7	46.6	34.4
Southport	19	Fewer than 30 calls, no statistics reported					
Springfield	1	Fewer than 30 calls, no statistics reported					
Stafford	254	11.6	6.7	0.0	57.0	12.4	10.7
Stafford Springs	871	10.3	49.5	0.0	1445.0	13.6	7.1
Staffordville	1	Fewer than 30 calls, no statistics reported					
Stamford	8,819	7.2	4.4	0.0	128.1	7.3	7.1
Sterling	133	13.8	5.0	4.0	39.0	14.6	12.9
Stonington	75	13.7	5.0	0.0	32.0	14.8	12.5
Storrs	46	5.6	2.5	0.0	14.0	6.3	4.8
Stratford	5,571	7.2	4.2	0.0	56.0	7.3	7.1
Suffield	127	13.5	9.3	1.7	51.6	15.1	11.9
Taftville	81	9.7	3.1	0.1	21.3	10.4	9.0
Tariffville	64	10.5	3.8	5.0	21.0	11.4	9.6
Tarrytown	1	Fewer than 30 calls, no statistics reported					
Terryville	39	9.6	8.1	3.4	47.9	12.1	7.1
Thomaston	147	13.8	7.8	3.8	80.0	15.1	12.5
Thompson	341	12.6	25.7	0.0	462.0	15.3	9.8
Tolland	1,099	12.5	44.0	0.0	1449.0	15.1	9.9
Torrington	57	13.6	11.3	0.0	72.6	16.5	10.7
Town of Andover	190	46.8	90.4	2.8	1247.0	59.7	33.9
Town of Ashford	169	10.2	5.4	3.0	28.0	11.0	9.4
Town of Avon	7	Fewer than 30 calls, no statistics reported					
Town of Barkhamsted	50	15.2	5.8	4.0	35.2	16.8	13.6
Town of Berlin	2	Fewer than 30 calls, no statistics reported					
Town of Bethany	1	Fewer than 30 calls, no statistics reported					
Town of Bethel	82	30.2	168.1	0.0	1443.0	66.6	0.0
Town of Bethlehem	55	12.8	4.8	0.1	25.1	14.1	11.5
Town of Bloomfield	38	15.4	6.8	0.8	34.6	17.6	13.2
Town of Bolton	103	9.4	4.4	0.1	26.0	10.2	8.5
Town of Bozrah	214	11.4	5.7	0.0	27.0	12.2	10.7

Incident City	Total Calls	Mean	Std Dev	Min	Max	Upper 95%	Lower 95%
Town of Branford	3,173	6.6	3.3	0.0	30.5	6.8	6.5
Town of Bridgewater	95	12.5	3.9	1.2	21.2	13.3	11.7
Town of Bristol	6,327	7.1	4.8	0.0	232.7	7.3	7.0
Town of Brookfield	1	Fewer than 30 calls, no statistics reported					
Town of Brooklyn	182	8.3	6.3	0.0	45.0	9.2	7.3
Town of Burlington	5	Fewer than 30 calls, no statistics reported					
Town of Canaan	9	Fewer than 30 calls, no statistics reported					
Town of Canterbury	37	13.6	5.6	4.7	28.8	15.4	11.8
Town of Canton	7	Fewer than 30 calls, no statistics reported					
Town of Chaplin	4	Fewer than 30 calls, no statistics reported					
Town of Charlemont	1	Fewer than 30 calls, no statistics reported					
Town of Cheshire	1,850	31.4	158.4	0.0	1470.3	38.6	24.2
Town of Chester	3	Fewer than 30 calls, no statistics reported					
Town of Clinton	22	Fewer than 30 calls, no statistics reported					
Town of Colchester	606	8.1	5.0	0.0	29.0	8.5	7.7
Town of Colebrook	11	Fewer than 30 calls, no statistics reported					
Town of Columbia	1	Fewer than 30 calls, no statistics reported					
Town of Cornwall	45	16.3	6.8	6.0	38.8	18.2	14.3
Town of Coventry	21	Fewer than 30 calls, no statistics reported					
Town of Cromwell	9	Fewer than 30 calls, no statistics reported					
Town of Danbury	138	6.5	5.0	0.0	31.9	7.3	5.6
Town of Deep River	1	Fewer than 30 calls, no statistics reported					
Town of Durham	20	Fewer than 30 calls, no statistics reported					
Town of East Granby	332	8.6	4.3	0.0	27.0	9.1	8.2
Town of East Haddam	10	Fewer than 30 calls, no statistics reported					
Town of East Hampton	79	10.9	6.0	0.0	28.0	12.2	9.6
Town of East Hartford	2,322	7.3	3.7	0.0	64.5	7.5	7.2
Town of East Haven	348	5.1	2.6	0.0	20.6	5.4	4.8
Town of East Lyme	1,051	5.3	3.2	0.0	27.1	5.5	5.1
Town of East Windsor	523	5.8	4.3	0.0	58.1	6.2	5.5
Town of Eastford	76	14.8	5.6	6.3	29.7	16.0	13.5
Town of Ellington	25	Fewer than 30 calls, no statistics reported					
Town of Enfield	337	10.6	4.5	0.0	45.6	11.1	10.1
Town of Farmington	235	2.7	4.7	0.0	60.0	3.3	2.1
Town of Franklin	3	Fewer than 30 calls, no statistics reported					
Town of Glastonbury	1,712	11.0	12.1	0.0	248.9	11.6	10.4
Town of Goshen	108	13.9	6.6	2.6	39.8	15.1	12.6
Town of Granby	519	7.6	3.8	0.0	38.1	7.9	7.2
Town of Granville	2	Fewer than 30 calls, no statistics reported					

Incident City	Total Calls	Mean	Std Dev	Min	Max	Upper 95%	Lower 95%
Town of Greenwich	2	Fewer than 30 calls, no statistics reported					
Town of Griswold	366	9.7	4.7	0.1	35.1	10.2	9.2
Town of Groton	233	27.7	153.1	0.0	1515.3	47.3	8.0
Town of Guilford	1,228	7.5	3.7	0.0	28.0	7.7	7.3
Town of Hampton	7	Fewer than 30 calls, no statistics reported					
Town of Hartford	7	Fewer than 30 calls, no statistics reported					
Town of Harwinton	13	Fewer than 30 calls, no statistics reported					
Town of Hebron	9	Fewer than 30 calls, no statistics reported					
Town of Kent	36	21.7	7.1	3.0	35.0	24.0	19.4
Town of Killingworth	1	Fewer than 30 calls, no statistics reported					
Town of Lebanon	17	Fewer than 30 calls, no statistics reported					
Town of Ledyard	836	5.8	3.8	0.0	31.7	6.0	5.5
Town of Lisbon	60	8.9	4.3	0.3	19.3	10.0	7.8
Town of Litchfield	60	11.1	4.3	2.0	21.3	12.1	10.0
Town of Lyme	1	Fewer than 30 calls, no statistics reported					
Town of Madison	12	Fewer than 30 calls, no statistics reported					
Town of Manchester	6,022	5.9	3.0	0.0	43.0	6.0	5.8
Town of Mansfield	1	Fewer than 30 calls, no statistics reported					
Town of Marlborough	24	Fewer than 30 calls, no statistics reported					
Town of Middlebury	41	9.0	4.1	0.1	16.1	10.2	7.7
Town of Middletown	18	Fewer than 30 calls, no statistics reported					
Town of Milford	2,757	5.8	2.3	0.0	23.3	5.8	5.7
Town of Montville	20	Fewer than 30 calls, no statistics reported					
Town of Morris	22	Fewer than 30 calls, no statistics reported					
Town of Naugatuck	34	13.2	9.7	0.1	45.1	16.5	9.9
Town of New Britain	8	Fewer than 30 calls, no statistics reported					
Town of New Fairfield	1	Fewer than 30 calls, no statistics reported					
Town of New Hartford	54	15.0	4.9	5.0	29.5	16.4	13.7
Town of New Haven	5	Fewer than 30 calls, no statistics reported					
Town of New London	3,398	5.0	24.9	0.0	1451.0	5.9	4.2
Town of New Milford	162	9.8	5.8	0.0	28.4	10.7	8.9
Town of Newington	15	Fewer than 30 calls, no statistics reported					
Town of Newtown	104	14.4	6.6	0.0	46.3	15.7	13.2
Town of Norfolk	15	Fewer than 30 calls, no statistics reported					
Town of North Branford	532	12.4	4.3	0.2	42.2	12.8	12.0
Town of North Canaan	1	Fewer than 30 calls, no statistics reported					
Town of North Haven	517	410.3	555.2	0.0	1449.0	458.1	362.4
Town of North Stonington	66	11.5	5.8	0.0	31.3	12.8	10.1
Town of Norwich	2	Fewer than 30 calls, no statistics reported					

Incident City	Total Calls	Mean	Std Dev	Min	Max	Upper 95%	Lower 95%
Town of Old Lyme	337	11.5	6.2	0.0	68.2	12.2	10.8
Town of Old Saybrook	3	Fewer than 30 calls, no statistics reported					
Town of Orange	4	Fewer than 30 calls, no statistics reported					
Town of Oxford	2	Fewer than 30 calls, no statistics reported					
Town of Plainfield	94	15.3	11.0	0.0	58.7	17.5	13.0
Town of Plainville	2	Fewer than 30 calls, no statistics reported					
Town of Plymouth	14	Fewer than 30 calls, no statistics reported					
Town of Pomfret	1	Fewer than 30 calls, no statistics reported					
Town of Preston	78	10.2	3.1	1.6	22.1	10.9	9.5
Town of Prospect	279	10.5	3.8	0.1	26.7	11.0	10.1
Town of Putnam	2	Fewer than 30 calls, no statistics reported					
Town of Rocky Hill	970	7.0	4.2	0.0	31.4	7.3	6.7
Town of Roxbury	19	Fewer than 30 calls, no statistics reported					
Town of Salem	12	Fewer than 30 calls, no statistics reported					
Town of Salisbury	226	15.9	7.5	0.0	57.8	16.9	14.9
Town of Sharon	217	11.1	6.6	0.0	42.8	12.0	10.3
Town of Sherman	21	Fewer than 30 calls, no statistics reported					
Town of Simsbury	116	14.7	5.5	0.0	44.5	15.7	13.7
Town of Somers	123	9.7	4.9	0.0	29.0	10.6	8.9
Town of South Windsor	963	6.5	3.5	0.0	35.6	6.7	6.3
Town of Southbury	331	15.3	6.6	0.0	69.5	16.0	14.6
Town of Southington	4	Fewer than 30 calls, no statistics reported					
Town of Southwick	1	Fewer than 30 calls, no statistics reported					
Town of Stafford	2	Fewer than 30 calls, no statistics reported					
Town of Stonington	383	8.7	6.0	0.0	48.0	9.3	8.1
Town of Stratford	5	Fewer than 30 calls, no statistics reported					
Town of Suffield	828	8.8	5.8	0.0	84.8	9.2	8.4
Town of Thomaston	7	Fewer than 30 calls, no statistics reported					
Town of Tolland	20	Fewer than 30 calls, no statistics reported					
Town of Vernon	2	Fewer than 30 calls, no statistics reported					
Town of Voluntown	46	16.9	5.0	9.1	28.6	18.3	15.5
Town of Wallingford	2	Fewer than 30 calls, no statistics reported					
Town of Warren	3	Fewer than 30 calls, no statistics reported					
Town of Washington	10	Fewer than 30 calls, no statistics reported					
Town of Waterbury	14	Fewer than 30 calls, no statistics reported					
Town of Waterford	1,864	6.1	3.4	0.0	68.0	6.3	6.0
Town of Watertown	13	Fewer than 30 calls, no statistics reported					
Town of West Hartford	2,227	5.7	3.4	0.0	77.3	5.8	5.5
Town of West Haven	2,191	6.3	43.7	0.0	1448.1	8.2	4.5

Incident City	Total Calls	Mean	Std Dev	Min	Max	Upper 95%	Lower 95%
Town of Wethersfield	1,247	6.1	3.7	0.0	28.3	6.3	5.9
Town of Willington	14	Fewer than 30 calls, no statistics reported					
Town of Winchester	1	Fewer than 30 calls, no statistics reported					
Town of Windham	4	Fewer than 30 calls, no statistics reported					
Town of Windsor	2,425	8.5	33.2	0.0	1445.2	9.8	7.2
Town of Windsor Locks	649	5.7	3.9	0.0	32.0	6.0	5.4
Town of Wolcott	1,266	7.3	3.7	0.0	39.6	7.5	7.1
Town of Woodbury	37	19.7	6.0	1.4	35.7	21.7	17.8
Trumbull	3,648	8.6	19.7	0.0	1142.2	9.3	8.0
Uncasville	2,240	4.5	13.2	0.0	606.0	5.1	4.0
Union	23	Fewer than 30 calls, no statistics reported					
Unionville	12	Fewer than 30 calls, no statistics reported					
Vernon	3,387	8.7	26.3	0.0	1448.0	9.5	7.8
Versailles	3	Fewer than 30 calls, no statistics reported					
Voluntown	341	9.9	7.1	0.0	36.0	10.7	9.1
Wallingford	4,541	130.5	358.1	0.0	1522.2	140.9	120.1
Warehouse Point	324	5.5	3.7	0.0	32.6	6.0	5.1
Warren	71	15.5	7.4	0.0	60.0	17.3	13.8
Washington	225	16.6	5.4	1.0	39.0	17.3	15.9
Waterbury	7,042	7.3	17.9	0.0	1450.0	7.7	6.9
Waterford	576	7.9	3.6	0.0	19.0	8.2	7.7
Watertown	1,234	10.1	3.9	0.1	40.9	10.3	9.9
Wauregan	111	8.1	5.5	0.0	44.0	9.2	7.1
Weatogue	94	9.0	3.7	2.0	23.0	9.7	8.2
West Cornwall	21	Fewer than 30 calls, no statistics reported					
West Granby	33	11.8	3.9	6.0	22.0	13.1	10.5
West Hartford	7,135	9.1	30.1	0.0	2095.8	9.8	8.4
West Hartland	12	Fewer than 30 calls, no statistics reported					
West Haven	6,332	8.9	23.1	0.0	1444.5	9.4	8.3
West Mystic	1	Fewer than 30 calls, no statistics reported					
West Redding	96	19.9	76.0	0.0	732.0	35.1	4.7
West Simsbury	86	9.7	5.5	3.0	46.0	10.9	8.5
West Suffield	60	13.5	6.8	4.0	50.0	15.2	11.8
West Thompson	4	Fewer than 30 calls, no statistics reported					
West Woodstock	5	Fewer than 30 calls, no statistics reported					
Westbrook	1,514	35.8	73.9	0.0	1455.0	39.5	32.1
Westerly	1	Fewer than 30 calls, no statistics reported					
Westfield	1	Fewer than 30 calls, no statistics reported					
Weston	586	19.4	86.0	0.0	1451.0	26.4	12.4

Incident City	Total Calls	Mean	Std Dev	Min	Max	Upper 95%	Lower 95%
Westport	2,039	7.8	12.1	0.0	488.0	8.4	7.3
Wethersfield	279	16.0	122.3	0.0	1449.0	30.3	1.6
Willimantic	1,865	8.5	67.4	0.0	1450.0	11.6	5.4
Wilson	3	Fewer than 30 calls, no statistics reported					
Wilton	1,300	8.4	4.5	0.0	31.0	8.6	8.2
Winchester Center	2	Fewer than 30 calls, no statistics reported					
Windham	830	8.2	3.9	0.0	46.7	8.4	7.9
Windsor	97	12.4	8.5	0.0	60.0	14.1	10.7
Windsor Locks	869	6.2	49.1	0.0	1445.0	9.4	2.9
Winsted	1,120	8.3	44.2	0.0	1449.0	10.9	5.7
Winthrop	2	Fewer than 30 calls, no statistics reported					
Wolcott	2	Fewer than 30 calls, no statistics reported					
Woodbridge	1,178	7.6	5.3	0.0	44.7	7.9	7.3
Woodbury	587	16.4	6.1	0.0	65.3	16.9	15.9
Woodstock	410	11.3	7.6	0.0	82.0	12.1	10.6
Woodstock Valley	12	Fewer than 30 calls, no statistics reported					
Yalesville	90	6.0	2.8	1.0	19.0	6.6	5.4
Yantic	11	Fewer than 30 calls, no statistics reported					
Wilton	1,137	8.5437	4.7719	0	41.78	8.8	8.3
Town of Wilton	Fewer than 30 calls, no statistics reported.						
Town of Winchester	Fewer than 30 calls, no statistics reported.						
Winchester Center	Fewer than 30 calls, no statistics reported.						
Windham	840	15.981	16.09	0	59.67	17.1	14.9
Town of Windham	65	20.913	8.8513	0.03	56.07	23.1	18.8
Town of Windsor	1,852	7.4763	4.0291	0	59.5	7.7	7.3
Windsor	212	18.047	10.843	0	60	19.5	16.6
Windsor Locks	737	4.6021	2.8919	0	29.55	4.8	4.4
Town of Windsor Locks	520	5.5583	3.9036	0	32	5.9	5.2
Winsted	995	7.189	7.0839	0	59.85	7.6	6.7
Winthrop	Fewer than 30 calls, no statistics reported.						
Town of Wolcott	1,061	7.5731	4.2944	0	39.63	7.8	7.3
Wolcott	Fewer than 30 calls, no statistics reported.						
Woodbridge	1,055	9.2899	8.4486	0	58.97	9.8	8.8
Woodbury	472	16.277	5.8315	1	38.95	16.8	15.8
Town of Woodbury	39	19.834	5.8426	1.4	35.73	21.7	18.0
Woodstock	299	10.674	6.6705	0	35	11.4	9.9
Woodstock Valley	Fewer than 30 calls, no statistics reported.						
Worcester	Fewer than 30 calls, no statistics reported.						
Yalesville	78	5.7949	2.4301	1	17	6.3	5.3

Incident City	Total Calls	Mean	Std Dev	Min	Max	Upper 95%	Lower 95%
Yantic	Fewer than 30 calls, no statistics reported.						

Appendix 3: Mutual Aid, Refused and Total Calls by Town

Town Name	Town Total	Total Mutual Aid	Total Refused Calls
Abington	2	0	0
Aguadilla	1	0	0
Allingtown	579	0	0
Amston	65	0	7
Andover	104	1	27
Ansonia	2527	12	285
Ashford	134	2	10
Ashley Falls	1	0	0
Attawaugan	1	0	0
Avon	1067	0	0
Ballouville	9	0	0
Baltic	158	21	11
Bantam	12	0	0
Barkhamsted	189	6	59
Bashan	1	0	0
Beacon Falls	423	1	68
Bedford	1	0	0
Belle Haven	1	0	0
Berlin	1390	7	407
Bethany	370	1	47
Bethel	1178	20	60
Bethlehem	29	0	0
Bishops Corner	1	0	0
Bloomfield	2570	0	78
Blue Hills	82	0	0
Bolton	1	0	0
Branford	7	0	0
Brewster	1	6	0
Bridgeport	19135	8	0
Bristol	53	0	0
Broad Brook	452	2	41
Brookfield	864	19	187
Brooklyn	157	4	11
Burlington	49	3	2
Canaan	518	0	45
Canterbury	10	2	2

Town Name	Town Total	Total Mutual Aid	Total Refused Calls
Canton	605	7	94
Carmel	1	1	0
Centerbrook	130	1	11
Central Village	172	1	29
Chaplin	149	0	2
Cheshire	94	4	1
Chester	203	17	6
Chesterfield	48	0	11
City of Boston	2	0	0
City of Bridgeport	4	0	0
City of Bristol	174	3	3
City of Danbury	4	0	0
City of Derby	6	0	0
City of Groton	14	0	0
City of Hartford	6243	12	531
City of Meriden	9997	105	1,185
City of Middletown	7427	49	780
City of Milford	12	0	0
City of New Britain	11578	35	960
City of New Haven	319	0	0
City of New London	8	0	0
City of New York	1	0	0
City of Norwich	6264	1	807
City of Odessa	1	0	1
City of Shelton	1	0	0
City of Springfield	3	0	0
City of Stamford	43	38	1
City of Torrington	3352	0	364
City of Waterbury	5611	5	549
City of West Haven	3	0	1
City of White Plains	1	0	0
City of Worcester	1	0	0
Clinton	260	19	6
Cobalt	60	1	2
Colchester	568	1	52
Colebrook	56	1	13
Collinsville	25	0	4
Columbia	261	0	4
Cornwall	2	1	0

Town Name	Town Total	Total Mutual Aid	Total Refused Calls
Cornwall Bridge	24	0	3
Cos Cob	39	0	10
Coventry	402	0	46
Cromwell	2827	27	297
Crystal Lake	35	0	4
Dallas	1	0	1
Danbury	7803	29	670
Danielson	707	1	58
Darien	1511	22	40
Dayville	452	2	42
Deep River	847	2	117
Derby	1477	109	160
Dover Plains	1	0	0
Durham	448	5	30
East Berlin	104	0	19
East Canaan	5	0	0
East Granby	31	0	3
East Haddam	371	24	51
East Hampton	584	2	39
East Hartford	4741	6	645
East Hartland	68	0	0
East Haven	5508	0	180
East Killingly	26	0	3
East Lansing	1	0	1
East Longmeadow	1	0	0
East Putnam	2	0	1
East Thompson	4	0	0
East Willington	7	0	0
East Woodstock	2	0	0
Eastford	42	3	1
Easton	470	7	107
Ellington	916	5	67
Elmwood	1	0	0
Enfield	4355	0	401
Essex	564	2	49
Exeter	1	0	0
Fairfield	3732	2	0
Falls Village	9	2	3
Farmington	2103	0	0

Town Name	Town Total	Total Mutual Aid	Total Refused Calls
Fenton	2	0	0
Fenwick	1	0	0
Firetown	1	0	0
Forestville	7	0	0
Franklin	114	0	28
Gales Ferry	432	1	47
Gaylordsville	27	0	4
Georgetown	12	3	1
Gilman	2	1	1
Glastonbury	272	0	33
Glendale	1	0	0
Glenville	1	0	0
Goshen	2	0	0
Granby	84	0	7
Great Barrington	4	0	0
Greenwich	2350	7	429
Grosvenor Dale	5	0	2
Groton	929	1	24
Guilford	39	9	0
Haddam	399	7	53
Hadlyme	5	0	0
Hamden	6566	0	1
Hampton	83	0	3
Hanover	6	0	0
Hartford	14001	0	0
Hartland	12	1	1
Harwinton	329	0	84
Hebron	468	3	51
Higganum	205	6	48
Holland	2	0	0
Huntington	7	0	0
Independence	1	0	1
Ivoryton	103	0	4
Jewett City	701	4	83
Kendall Park	1	0	0
Kensington	2	0	0
Kent	88	2	2
Killingly Center	17	0	0
Killingworth	194	12	16

Town Name	Town Total	Total Mutual Aid	Total Refused Calls
Lakeside	1	0	0
Lakeville	65	0	2
Lawrence	1	0	0
Lebanon	578	1	165
Lewes	1	0	0
Litchfield	1007	2	223
Longmeadow	3	0	0
Madison	1058	0	182
Manchester	6	1	1
Manhattan	1	0	0
Mansfield Center	9	0	0
Mansfield Depot	7	0	1
Mansfield Four Corners	1	0	0
Marble Dale	4	0	0
Marlborough	604	1	24
Meriden	6	0	0
Middle Haddam	4	0	1
Middlebury	576	2	74
Middlefield	213	4	44
Middlesex County	4	0	0
Middletown	1050	1	21
Milford	39	6	0
Milldale	1	0	0
Millstone	1	0	0
Mohegan	3	0	1
Monroe	1243	2	260
Moodus	194	0	23
Moosup	370	6	42
Morris	167	2	38
Mystic	1454	57	70
Naples	1	0	0
Naugatuck	1943	4	68
New Britain	98	0	0
New Canaan	1634	25	246
New Fairfield	601	37	68
New Hartford	363	5	85
New Haven	23363	0	1
New London	986	0	5
New Marlborough	2	0	0

Town Name	Town Total	Total Mutual Aid	Total Refused Calls
New Martinsville	1	0	1
New Milford	974	36	197
New Preston	51	1	10
New York	2	0	0
Newington	3441	1	182
Newtown	1994	19	210
Niantic	675	0	19
Noank	34	0	4
Norfolk	48	1	9
North Branford	71	0	0
North Franklin	74	27	10
North Granby	48	0	0
North Grosvenor Dale	280	2	39
North Haven	4197	0	197
North Salem	2	0	0
North Stonington	33	0	0
North Windham	22	0	1
North Woodstock	8	0	2
Northfield	21	0	0
Northford	314	0	11
Norwalk	6116	42	717
Norwich	3	0	0
Norwichtown	1	0	0
0	12549	0	0
Oakdale	234	1	29
Oakville	49	0	0
Old Greenwich	33	0	2
Old Lyme	190	4	16
Old Mystic	2	0	0
Old Saybrook	1004	5	23
Oneco	38	0	1
Orange	2203	0	0
Oxford	765	0	74
Paucatuck Eastern Pequot Reservation	3	0	0
Pawcatuck	18	21	0
Pequabuck	1	0	0
Philadelphia	1	0	0
Pittsburgh	1	0	0
Plainfield	582	1	42

Town Name	Town Total	Total Mutual Aid	Total Refused Calls
Plainville	1423	0	0
Plantsville	143	0	0
Plymouth	101	6	0
Pomfret	59	0	5
Pomfret Center	52	0	5
Port Chester	4	0	1
Port Wentworth	10	1	2
Portland	759	4	84
Pound Ridge	2	1	0
Prospect	12	0	0
Putnam	1120	8	161
Quaker Hill	228	0	23
Quinebaug	45	0	11
Redding	584	16	15
Redding Ridge	28	0	1
Ridgefield	1089	27	212
Riverside	39	1	9
Riverton	9	0	0
Rockville	79	0	1
Rocky Hill	1364	0	176
Rogers	10	1	0
Roxbury	61	7	15
Rye Brook	3	0	0
Salem	134	3	16
Salisbury	11	1	0
Sandy Hook	500	0	55
Saugatuck	3	0	0
Saybrook Manor	5	0	0
Scotland	73	0	2
Seymour	1920	23	225
Sharon	1	0	0
Sheffield	6	0	1
Shelton	4647	24	289
Sherman	223	13	56
Simsbury	1094	26	168
Somers	41	2	0
Somersville	3	0	1
South Britain	3	0	0
South Glastonbury	25	0	2

Town Name	Town Total	Total Mutual Aid	Total Refused Calls
South Kent	6	0	0
South Salem	3	0	0
South Windham	3	0	0
South Windsor	1	0	0
South Woodstock	4	0	0
Southbury	2417	93	400
Southington	3333	0	0
Southport	18	0	0
Springfield	1	0	0
Stafford	254	0	1
Stafford Springs	866	3	41
Staffordville	1	0	0
Stamford	8734	3	615
Sterling	132	3	4
Stonington	73	0	1
Storrs	46	0	5
Stratford	5517	1	1,028
Suffield	126	4	1
Taftville	81	2	8
Tariffville	64	0	2
Tarrytown	1	0	0
Terryville	39	7	0
Thomaston	147	1	1
Thompson	336	0	54
Tolland	1090	13	151
Torrington	57	0	6
Town of Andover	189	0	0
Town of Ashford	168	1	0
Town of Avon	7	0	0
Town of Barkhamsted	50	0	1
Town of Berlin	1	0	0
Town of Bethany	1	0	0
Town of Bethel	80	2	9
Town of Bethlehem	55	0	1
Town of Bloomfield	37	0	0
Town of Bolton	103	0	7
Town of Bozrah	208	0	0
Town of Branford	3132	1	92
Town of Bridgewater	94	0	11

Town Name	Town Total	Total Mutual Aid	Total Refused Calls
Town of Bristol	6261	0	0
Town of Brookfield	1	0	0
Town of Brooklyn	179	0	0
Town of Burlington	5	0	0
Town of Canaan	9	2	0
Town of Canterbury	37	0	1
Town of Canton	7	0	0
Town of Chaplin	4	0	0
Town of Charlemont	1	0	0
Town of Cheshire	1835	1	166
Town of Chester	3	0	2
Town of Clinton	22	0	1
Town of Colchester	598	1	55
Town of Colebrook	11	0	0
Town of Columbia	1	0	0
Town of Cornwall	45	0	4
Town of Coventry	21	1	1
Town of Cromwell	9	0	1
Town of Danbury	139	0	9
Town of Deep River	1	0	0
Town of Durham	20	3	0
Town of East Granby	326	1	1
Town of East Haddam	10	2	0
Town of East Hampton	76	0	5
Town of East Hartford	2294	3	41
Town of East Haven	324	0	23
Town of East Lyme	1037	1	42
Town of East Windsor	521	0	60
Town of Eastford	76	0	0
Town of Ellington	24	0	1
Town of Enfield	333	2	22
Town of Farmington	233	0	0
Town of Franklin	3	0	0
Town of Glastonbury	1699	5	211
Town of Goshen	108	0	0
Town of Granby	516	0	0
Town of Granville	2	0	0
Town of Greenwich	2	0	1
Town of Griswold	360	2	32

Town Name	Town Total	Total Mutual Aid	Total Refused Calls
Town of Groton	232	9	14
Town of Guilford	1214	1	64
Town of Hampton	7	0	0
Town of Hartford	7	1	0
Town of Harwinton	13	0	1
Town of Hebron	9	3	1
Town of Kent	36	1	0
Town of Killingworth	1	0	0
Town of Lebanon	17	1	0
Town of Ledyard	828	2	142
Town of Lisbon	59	8	5
Town of Litchfield	59	0	0
Town of Lyme	1	0	0
Town of Madison	12	1	1
Town of Manchester	5953	0	191
Town of Mansfield	1	0	0
Town of Marlborough	24	3	0
Town of Middlebury	41	1	1
Town of Middletown	18	0	0
Town of Milford	2728	0	363
Town of Montville	20	3	0
Town of Morris	22	0	0
Town of Naugatuck	33	1	2
Town of New Britain	8	0	0
Town of New Fairfield	1	0	0
Town of New Hartford	54	0	1
Town of New Haven	5	1	1
Town of New London	3380	3	244
Town of New Milford	162	0	13
Town of Newington	15	0	1
Town of Newtown	104	8	2
Town of Norfolk	15	0	0
Town of North Branford	528	0	19
Town of North Canaan	1	0	0
Town of North Haven	514	8	13
Town of North Stonington	65	14	2
Town of Norwich	2	9	0
Town of Old Lyme	328	0	35
Town of Old Saybrook	3	0	0

Town Name	Town Total	Total Mutual Aid	Total Refused Calls
Town of Orange	4	0	0
Town of Oxford	2	0	0
Town of Plainfield	94	9	3
Town of Plainville	2	0	0
Town of Plymouth	14	0	0
Town of Pomfret	1	0	0
Town of Preston	77	23	4
Town of Prospect	278	0	15
Town of Putnam	2	0	0
Town of Rocky Hill	952	0	122
Town of Roxbury	19	1	1
Town of Salem	12	1	0
Town of Salisbury	222	0	8
Town of Sharon	212	0	5
Town of Sherman	21	0	0
Town of Simsbury	113	0	0
Town of Somers	123	0	10
Town of South Windsor	949	0	73
Town of Southbury	330	1	8
Town of Southington	4	0	0
Town of Southwick	1	0	0
Town of Stafford	2	0	0
Town of Stonington	382	8	16
Town of Stratford	5	0	3
Town of Suffield	824	0	58
Town of Thomaston	7	0	0
Town of Tolland	19	0	0
Town of Vernon	2	0	0
Town of Voluntown	44	3	3
Town of Wallingford	2	1	0
Town of Warren	3	0	0
Town of Washington	10	0	1
Town of Waterbury	13	95	3
Town of Waterford	1852	1	122
Town of Watertown	13	0	1
Town of West Hartford	2188	1	88
Town of West Haven	2150	7	124
Town of Wethersfield	1222	1	158
Town of Willington	14	0	0

Town Name	Town Total	Total Mutual Aid	Total Refused Calls
Town of Winchester	1	0	0
Town of Windham	4	0	0
Town of Windsor	2387	7	193
Town of Windsor Locks	640	0	89
Town of Wolcott	1260	1	78
Town of Woodbury	37	0	3
Trumbull	3617	30	755
Uncasville	2221	56	479
Union	21	1	1
Unionville	12	0	0
Vernon	3364	4	413
Versailles	3	0	1
Voluntown	340	1	78
Wallingford	4498	85	218
Warehouse Point	321	0	13
Warren	71	1	12
Washington	223	5	55
Waterbury	6973	19	7
Waterford	572	1	5
Watertown	1220	4	0
Wauregan	109	1	8
Weatogue	94	1	14
West Cornwall	20	0	0
West Granby	33	0	0
West Hartford	7103	2	117
West Hartland	12	0	1
West Haven	6282	0	0
West Mystic	1	0	0
West Redding	94	2	13
West Simsbury	86	0	9
West Suffield	60	0	2
West Thompson	3	0	0
West Woodstock	5	1	0
Westbrook	1510	8	36
Westerly	1	0	0
Westfield	1	0	0
Weston	583	4	79
Westport	2017	23	312
Wethersfield	275	0	75

Town Name	Town Total	Total Mutual Aid	Total Refused Calls
Willimantic	1840	0	102
Wilson	3	0	0
Wilton	1292	32	159
Winchester Center	2	0	0
Windham	824	0	46
Windsor	97	1	1
Windsor Locks	864	0	32
Winsted	1110	4	186
Winthrop	2	0	0
Wolcott	2	0	0
Woodbridge	1158	0	0
Woodbury	582	1	102
Woodstock	404	3	54
Woodstock Valley	12	2	0
Yalesville	90	0	12
Yantic	11	0	3
Total	370899	1893	24535

Appendix 4: Fractal Times for Dispatch, First Responder, BLS, ALS, by Town

		Minutes from Dispatch Notified to the Scene						Minutes from Dispatch Notified to Unit Notified by Dispatch								
CITY_NAME	Level of Response	<5	5	6	7	7+	N/A	<5	5	6	7	7+	N/A	Total BLS	Total ALS	TTL 1st Rspndr
Abington	BLS-Basic /EMT	0	0	0	0	1	0	1	0	0	0	0	0	1		
Abington	ALS-Paramedic	0	0	0	0	1	0	1	0	0	0	0	0		1	
Aguadilla	ALS-Paramedic	0	0	0	0	1	0	1	0	0	0	0	0		1	
Allingtown	BLS-Basic /EMT	0	2	0	2	22	1	26	1	0	0	0	0	27		
Allingtown	ALS-Paramedic	44	24	44	56	379	5	520	2	7	5	18	0		552	
Amston	ALS-Paramedic	0	0	0	0	2	15	3	0	0	0	0	14		17	
Amston	BLS-Basic /EMT	0	0	0	0	1	47	1	0	0	0	0	47	48		
Andover	BLS-First Responder /EMR	0	0	0	0	0	1	0	0	0	0	0	1			1
Andover	BLS-Basic /EMT	0	0	0	0	0	97	0	0	0	0	0	97	97		
Andover	ALS-Paramedic	0	0	0	1	2	3	3	0	0	0	0	3		6	
Ansonia	ALS-Physician	0	0	0	0	0	1	0	0	0	0	0	1		1	
Ansonia	BLS-Basic /EMT	2	0	1	0	0	1731	3	0	0	0	0	1731	1734		
Ansonia	ALS-Paramedic	3	4	5	2	33	745	52	0	0	0	1	739		792	
Ashford	ALS-Paramedic	3	1	0	0	87	9	99	0	0	0	0	1		100	
Ashford	BLS-Basic /EMT	0	0	0	0	6	28	5	0	0	0	1	28	34		
Ashley Falls	ALS-Paramedic	0	0	0	0	0	1	0	0	0	0	0	1		1	
Attawaugan	ALS-Paramedic	0	0	0	0	0	1	0	0	0	0	0	1		1	
Avon	ALS-Paramedic	107	87	124	124	601	20	1029	12	8	3	9	2		1063	

		Minutes from Dispatch Notified to the Scene						Minutes from Dispatch Notified to Unit Notified by Dispatch								
CITY_NAME	Level of Response	<5	5	6	7	7+	N/A	<5	5	6	7	7+	N/A	Total BLS	Total ALS	TTL 1st Rspndr
Avon	BLS-Basic /EMT	4	0	0	0	0	0	4	0	0	0	0	0	4		
Ballouville	ALS-Paramedic	0	0	0	0	0	3	0	0	0	0	0	3		3	
Ballouville	BLS-Basic /EMT	0	0	0	0	0	6	0	0	0	0	0	6	6		
Baltic	BLS-Basic /EMT	0	0	0	0	10	83	15	0	0	0	0	78	93		
Baltic	ALS-Paramedic	3	0	3	1	49	9	64	0	0	1	0	0		65	
Bantam	ALS-AEMT	0	0	0	0	1	0	1	0	0	0	0	0		1	
Bantam	ALS-Paramedic	0	0	0	0	9	2	11	0	0	0	0	0		11	
Barkhamsted	ALS-Paramedic	0	0	0	0	1	5	1	0	0	0	0	5		6	
Barkhamsted	BLS-Basic /EMT	0	0	1	0	7	175	9	0	0	0	0	174	183		
Bashan	BLS-Basic /EMT	0	0	0	0	1	0	1	0	0	0	0	0	1		
Beacon Falls	ALS-Paramedic	0	1	1	0	78	32	104	1	1	2	1	3		112	
Beacon Falls	BLS-Basic /EMT	44	26	30	23	150	38	274	0	0	0	1	36	311		
Bedford	ALS-Paramedic	0	0	0	0	1	0	1	0	0	0	0	0		1	
Belle Haven	ALS-Paramedic	0	0	0	0	1	0	0	0	0	0	1	0		1	
Berlin	BLS-Basic /EMT	44	22	30	29	166	6	296	0	0	0	0	1	297		
Berlin	ALS-Paramedic	163	127	143	179	469	11	1087	0	0	0	0	5		1092	
Berlin	ALS-Nurse	0	0	0	0	1	0	1	0	0	0	0	0		1	
Bethany	ALS-Paramedic	1	0	0	0	43	20	46	0	0	0	0	18		64	
Bethany	ALS-Physician	0	0	0	0	0	1	0	0	0	0	0	1		1	
Bethany	BLS-Basic /EMT	2	1	0	0	57	245	62	1	0	0	0	242	305		
Bethel	BLS-First Responder/EMR	1	0	0	0	1	5	2	0	0	0	0	5			7

		Minutes from Dispatch Notified to the Scene						Minutes from Dispatch Notified to Unit Notified by Dispatch								
CITY_NAME	Level of Response	<5	5	6	7	7+	N/A	<5	5	6	7	7+	N/A	Total BLS	Total ALS	TTL 1st Rspndr
Bethel	ALS-Paramedic	0	0	0	0	2	501	2	0	0	0	0	501		503	
Bethel	BLS-Basic /EMT	59	17	12	13	77	490	175	1	1	1	1	489	668		
Bethlehem	ALS-Paramedic	1	0	0	0	27	1	29	0	0	0	0	0		29	
Bishops Corner	ALS-Paramedic	0	0	0	0	1	0	1	0	0	0	0	0		1	
Bloomfield	ALS-Paramedic	91	56	44	60	1072	1189	1294	14	15	6	28	1155		2512	
Bloomfield	BLS-Basic /EMT	0	0	0	0	0	58	0	0	0	0	0	58	58		
Blue Hills	ALS-Paramedic	15	6	6	8	47	0	72	3	0	0	7	0		82	
Bolton	BLS-Basic /EMT	0	0	0	0	0	1	0	0	0	0	0	1	1		
Branford	ALS-Paramedic	1	0	0	0	2	1	3	0	0	0	0	1		4	
Branford	BLS-Basic /EMT	2	0	0	0	1	0	2	0	0	0	1	0	3		
Brewster	ALS-Paramedic	0	0	0	0	0	1	0	0	0	0	0	1		1	
Bridgeport	ALS-Paramedic	2566	1975	2355	2248	8108	1878	18225	261	157	97	335	55		19130	
Bridgeport	BLS-Basic /EMT	0	1	0	0	1	3	1	0	0	0	1	3	5		
Bristol	ALS-Paramedic	1	1	1	1	45	4	49	1	0	3	0	0		53	
Broad Brook	ALS-Paramedic	1	4	1	0	369	6	342	13	8	3	13	2		381	
Broad Brook	BLS-Basic /EMT	0	1	1	1	64	4	64	0	1	1	3	2	71		
Brookfield	BLS-Basic /EMT	0	0	1	0	0	68	1	0	0	0	0	68	69		
Brookfield	ALS-Paramedic	0	0	0	0	0	795	0	0	0	0	0	795		795	
Brooklyn	ALS-Paramedic	0	1	0	0	11	125	11	0	0	0	1	125		137	
Brooklyn	BLS-Basic /EMT	0	0	0	0	3	17	1	0	0	0	2	17	20		
Burlington	BLS-Basic /EMT	0	0	0	1	0	7	1	0	0	0	0	7	8		

		Minutes from Dispatch Notified to the Scene						Minutes from Dispatch Notified to Unit Notified by Dispatch								
CITY_NAME	Level of Response	<5	5	6	7	7+	N/A	<5	5	6	7	7+	N/A	Total BLS	Total ALS	TTL 1st Rspndr
Burlington	ALS-Paramedic	0	1	1	5	29	5	37	1	1	0	0	2		41	
Canaan	BLS-AEMT	0	0	0	0	0	1	0	0	0	0	0	1	1		
Canaan	ALS-Paramedic	35	29	22	14	41	208	142	0	0	0	0	207		349	
Canaan	BLS-Basic /EMT	4	14	15	7	20	107	60	1	0	0	0	106	167		
Canaan	ALS-AEMT	0	0	0	1	0	0	1	0	0	0	0	0		1	
Canterbury	ALS-Paramedic	0	0	0	0	3	0	3	0	0	0	0	0		3	
Canterbury	BLS-Basic /EMT	1	0	0	0	2	4	2	0	0	0	1	4	7		
Canton	ALS-Paramedic	11	6	10	5	31	457	63	0	0	0	0	457		520	
Canton	BLS-Basic /EMT	0	0	1	2	1	78	4	0	0	0	0	78	82		
Canton	BLS-First Responder/EMR	0	0	0	0	0	1	0	0	0	0	0	1			1
Canton	ALS-AEMT	0	0	0	0	0	2	0	0	0	0	0	2		2	
Carmel	ALS-Paramedic	0	0	0	0	0	1	0	0	0	0	0	1		1	
Centerbrook	ALS-Paramedic	1	0	0	0	1	5	3	0	0	0	0	4		7	
Centerbrook	BLS-Basic /EMT	1	1	0	0	0	121	2	0	0	0	0	121	123		
Central Village	ALS-Paramedic	0	0	0	0	0	9	0	0	0	0	0	9		9	
Central Village	BLS-Basic /EMT	20	14	16	17	37	59	84	9	6	4	3	57	163		
Chaplin	BLS-Basic /EMT	1	0	0	0	0	95	1	0	0	0	0	95	96		
Chaplin	ALS-Paramedic	2	2	0	1	47	1	52	1	0	0	0	0		53	
Cheshire	ALS-Paramedic	1	1	1	0	17	1	21	0	0	0	0	0		21	
Cheshire	BLS-Basic /EMT	3	0	0	0	69	1	72	0	0	0	0	1	73		

		Minutes from Dispatch Notified to the Scene						Minutes from Dispatch Notified to Unit Notified by Dispatch								
CITY_NAME	Level of Response	<5	5	6	7	7+	N/A	<5	5	6	7	7+	N/A	Total BLS	Total ALS	TTL 1st Rspndr
Chester	BLS-Basic /EMT	0	1	0	0	12	111	11	0	0	2	1	110	124		
Chester	ALS-Paramedic	2	1	0	0	28	48	33	0	0	0	0	46		79	
Chesterfield	BLS-Basic /EMT	5	7	4	4	11	17	30	0	0	0	1	17	48		
City of Boston	ALS-Paramedic	0	0	0	0	0	1	1	0	0	0	0	0		1	
City of Boston	BLS-Basic /EMT	0	0	0	0	1	0	1	0	0	0	0	0	1		
City of Bridgeport	ALS-Paramedic	1	0	0	0	0	0	1	0	0	0	0	0		1	
City of Bridgeport	BLS-Basic /EMT	2	0	0	0	1	0	3	0	0	0	0	0	3		
City of Bristol	ALS-Paramedic	5	0	0	1	16	1	23	0	0	0	0	0		23	
City of Bristol	ALS-Nurse	0	0	0	0	2	0	2	0	0	0	0	0		2	
City of Bristol	BLS-Basic /EMT	20	0	0	0	126	2	145	0	0	0	2	1	148		
City of Bristol	Specialty Critical Care	0	0	0	0	1	0	1	0	0	0	0	0			
City of Danbury	BLS-Basic /EMT	2	0	0	0	1	0	3	0	0	0	0	0	3		
City of Danbury	BLS-First Responder/EMR	0	0	0	0	1	0	1	0	0	0	0	0			1
City of Derby	ALS-Paramedic	0	0	0	0	2	1	2	0	0	0	0	1		3	
City of Derby	BLS-Basic /EMT	0	0	0	0	2	1	2	0	0	0	0	1	3		
City of Groton	ALS-Paramedic	0	0	0	0	0	9	9	0	0	0	0	0		9	
City of Groton	BLS-Basic /EMT	3	0	0	0	0	2	4	0	0	0	0	1	5		

		Minutes from Dispatch Notified to the Scene						Minutes from Dispatch Notified to Unit Notified by Dispatch								
CITY_NAME	Level of Response	<5	5	6	7	7+	N/A	<5	5	6	7	7+	N/A	Total BLS	Total ALS	TTL 1st Rspndr
City of Hartford	BLS-Basic /EMT	752	243	250	237	887	9	2349	8	3	0	10	8	2378		
City of Hartford	ALS-Nurse	0	0	0	0	1	0	1	0	0	0	0	0		1	
City of Hartford	ALS-Paramedic	1262	593	523	416	1068	2	3835	7	5	3	14	0		3864	
City of Meriden	Specialty Critical Care	0	0	0	1	2	0	3	0	0	0	0	0			
City of Meriden	ALS-Paramedic	1780	1055	996	746	1879	54	6505	0	0	0	1	4		6510	
City of Meriden	ALS-Physician	0	1	0	0	1	0	2	0	0	0	0	0		2	
City of Meriden	BLS-Basic /EMT	497	222	176	175	2339	46	3449	0	0	0	1	5	3455		
City of Meriden	ALS-Nurse	10	2	4	2	9	0	27	0	0	0	0	0		27	
City of Middletown	ALS-Physician	0	1	0	0	0	0	1	0	0	0	0	0		1	
City of Middletown	Specialty Critical Care	0	0	0	0	1	0	1	0	0	0	0	0			
City of Middletown	ALS-Nurse	1	1	0	0	10	0	12	0	0	0	0	0		12	
City of Middletown	BLS-Basic /EMT	826	457	446	379	2320	47	4470	0	0	0	0	5	4475		

		Minutes from Dispatch Notified to the Scene						Minutes from Dispatch Notified to Unit Notified by Dispatch								
CITY_NAME	Level of Response	<5	5	6	7	7+	N/A	<5	5	6	7	7+	N/A	Total BLS	Total ALS	TTL 1st Rspndr
City of Middletown	ALS-Paramedic	553	341	355	316	1351	22	2938	0	0	0	0	0		2938	
City of Milford	BLS-Basic /EMT	12	0	0	0	0	0	12	0	0	0	0	0	12		
City of New Britain	ALS-Paramedic	850	997	1193	1198	5484	176	9896	0	0	0	1	1		9898	
City of New Britain	ALS-Nurse	3	0	1	5	21	0	30	0	0	0	0	0		30	
City of New Britain	ALS-Physician	1	0	2	0	1	0	4	0	0	0	0	0		4	
City of New Britain	BLS-Basic /EMT	101	28	26	28	1451	12	1641	0	0	0	3	2	1646		
City of New Haven	ALS-Paramedic	27	1	0	0	42	1	70	0	0	0	0	1		71	
City of New Haven	BLS-Basic /EMT	155	0	0	0	88	4	244	0	0	0	0	3	247		
City of New Haven	ALS-Nurse	1	0	0	0	0	0	1	0	0	0	0	0		1	
City of New London	ALS-Paramedic	0	0	0	0	3	0	1	0	0	0	2	0		3	
City of New London	BLS-Basic /EMT	2	0	0	0	1	1	2	0	0	0	1	1	4		

		Minutes from Dispatch Notified to the Scene						Minutes from Dispatch Notified to Unit Notified by Dispatch								
CITY_NAME	Level of Response	<5	5	6	7	7+	N/A	<5	5	6	7	7+	N/A	Total BLS	Total ALS	TTL 1st Rspndr
City of New London	Specialty Critical Care	0	0	0	0	1	0	1	0	0	0	0	0			
City of New York	BLS-Basic /EMT	1	0	0	0	0	0	1	0	0	0	0	0	1		
City of Norwich	ALS-Paramedic	791	569	755	682	2181	87	5013	11	4	4	20	13		5065	
City of Norwich	BLS-Basic /EMT	140	97	110	129	686	37	1178	3	1	2	8	7	1199		
City of Odessa	BLS-Basic /EMT	1	0	0	0	0	0	1	0	0	0	0	0	1		
City of Shelton	BLS-Basic /EMT	1	0	0	0	0	0	1	0	0	0	0	0	1		
City of Springfield	BLS-Basic /EMT	1	0	0	0	1	0	2	0	0	0	0	0	2		
City of Springfield	ALS-Paramedic	0	0	0	0	0	1	0	0	0	0	0	1		1	
City of Stamford	ALS- Intermediate	0	0	0	0	1	0	1	0	0	0	0	0		1	
City of Stamford	BLS-Basic /EMT	5	0	0	0	4	0	9	0	0	0	0	0	9		
City of Stamford	ALS-Paramedic	9	1	3	1	19	0	33	0	0	0	0	0		33	
City of Torrington	BLS- Intermediate	1	1	1	0	2	0	5	0	0	0	0	0	5		

		Minutes from Dispatch Notified to the Scene						Minutes from Dispatch Notified to Unit Notified by Dispatch								
CITY_NAME	Level of Response	<5	5	6	7	7+	N/A	<5	5	6	7	7+	N/A	Total BLS	Total ALS	TTL 1st Rspndr
City of Torrington	BLS-Basic /EMT	423	179	215	165	536	143	1503	5	8	2	41	102	1661		
City of Torrington	ALS-Paramedic	505	218	214	193	459	75	1572	10	7	3	42	30		1664	
City of Torrington	Specialty Critical Care	0	0	0	0	3	0	2	1	0	0	0	0			
City of Torrington	ALS-Intermediate	0	0	0	0	1	0	1	0	0	0	0	0		1	
City of Torrington	ALS-AEMT	3	1	0	0	1	0	5	0	0	0	0	0		5	
City of Torrington	BLS-First Responder/EMR	1	1	0	1	2	1	5	0	0	0	0	1			6
City of Torrington	BLS-AEMT	2	0	3	1	1	0	7	0	0	0	0	0	7		
City of Waterbury	ALS-Community Paramedicine	0	1	3	0	3	1	7	0	0	0	1	0		8	
City of Waterbury	ALS-Paramedic	467	268	302	314	1375	214	2523	61	48	33	222	53		2940	
City of Waterbury	ALS-Intermediate	0	0	0	0	2	0	1	0	1	0	0	0		2	
City of Waterbury	BLS-First Responder/EMR	0	0	0	0	1	0	0	1	0	0	0	0			1

		Minutes from Dispatch Notified to the Scene						Minutes from Dispatch Notified to Unit Notified by Dispatch								
CITY_NAME	Level of Response	<5	5	6	7	7+	N/A	<5	5	6	7	7+	N/A	Total BLS	Total ALS	TTL 1st Rspndr
City of Waterbury	BLS-Basic /EMT	231	161	227	202	1481	290	1853	64	39	33	443	160	2592		
City of Waterbury	BLS-AEMT	7	10	5	5	39	2	58	2	0	1	7	0	68		
City of West Haven	BLS-Basic /EMT	1	0	0	0	2	0	3	0	0	0	0	0	3		
City of White Plains	ALS-Paramedic	0	0	0	0	0	1	1	0	0	0	0	0		1	
City of Worcester	ALS-Paramedic	0	0	0	0	0	1	1	0	0	0	0	0		1	
Clinton	BLS-Basic /EMT	1	0	0	1	22	15	25	0	0	0	0	14	39		
Clinton	ALS-Paramedic	3	0	0	0	45	173	63	0	0	0	0	158		221	
Cobalt	BLS-Basic /EMT	0	1	0	0	7	51	8	0	0	0	0	51	59		
Cobalt	ALS-Paramedic	0	1	0	0	0	0	1	0	0	0	0	0		1	
Colchester	ALS-Paramedic	1	0	0	0	45	123	53	0	0	0	1	115		169	
Colchester	BLS-Basic /EMT	0	0	0	0	11	388	9	0	0	0	3	387	399		
Colebrook	BLS-Basic /EMT	0	0	0	0	2	54	2	0	0	0	0	54	56		
Collinsville	BLS-Basic /EMT	0	0	0	0	0	2	0	0	0	0	0	2	2		
Collinsville	ALS-Paramedic	0	0	0	1	0	22	1	0	0	0	0	22		23	
Columbia	ALS-Paramedic	5	4	6	5	77	0	97	0	0	0	0	0		97	
Columbia	BLS-Basic /EMT	0	0	0	0	0	164	0	0	0	0	0	164	164		
Cornwall	BLS-Basic /EMT	0	0	0	0	1	1	1	0	0	0	0	1	2		

		Minutes from Dispatch Notified to the Scene						Minutes from Dispatch Notified to Unit Notified by Dispatch								
CITY_NAME	Level of Response	<5	5	6	7	7+	N/A	<5	5	6	7	7+	N/A	Total BLS	Total ALS	TTL 1st Rspndr
Cornwall Bridge	BLS-Basic /EMT	2	0	1	0	17	1	21	0	0	0	0	0	21		
Cornwall Bridge	BLS-Paramedic	0	0	0	0	2	0	2	0	0	0	0	0	2		
Cornwall Bridge	ALS-Paramedic	0	0	0	0	0	1	1	0	0	0	0	0		1	
Cos Cob	BLS-Basic /EMT	1	0	0	0	0	0	1	0	0	0	0	0	1		
Cos Cob	ALS-Paramedic	20	3	3	5	3	1	35	0	0	0	0	0		35	
Cos Cob	ALS- Intermediate	1	1	0	1	0	0	3	0	0	0	0	0		3	
Coventry	ALS-Paramedic	9	2	2	9	119	3	144	0	0	0	0	0		144	
Coventry	BLS-Basic /EMT	9	7	6	9	136	91	166	0	0	1	2	89	258		
Cromwell	BLS-Basic /EMT	15	3	10	25	194	2316	247	1	1	0	1	2313	2563		
Cromwell	ALS-Paramedic	4	0	2	6	129	119	152	0	0	2	1	105		260	
Cromwell	BLS-First Responder/EMR	0	0	0	0	0	4	0	0	0	0	0	4			4
Crystal Lake	BLS-Basic /EMT	0	0	0	0	0	35	0	0	0	0	0	35	35		
Dallas	ALS-Paramedic	0	0	0	0	0	1	0	0	0	0	0	1		1	
Danbury	ALS-Paramedic	1	0	0	1	1	7782	3	0	0	0	0	7782		7785	
Danbury	BLS-Basic /EMT	1	0	0	0	0	17	1	0	0	0	0	17	18		
Danielson	BLS-Basic /EMT	0	0	0	0	5	417	4	0	0	0	1	417	422		
Danielson	ALS-Paramedic	0	0	0	0	0	285	0	0	0	0	0	285		285	
Darien	ALS-Paramedic	1	1	0	1	2	393	2	0	0	0	2	394		398	

		Minutes from Dispatch Notified to the Scene						Minutes from Dispatch Notified to Unit Notified by Dispatch								
CITY_NAME	Level of Response	<5	5	6	7	7+	N/A	<5	5	6	7	7+	N/A	Total BLS	Total ALS	TTL 1st Rspndr
Darien	BLS-Basic /EMT	0	0	0	0	0	1113	0	0	0	0	0	1113	1113		
Dayville	BLS-Basic /EMT	0	0	0	0	1	279	1	0	0	0	0	279	280		
Dayville	ALS-Paramedic	0	0	0	0	0	172	0	0	0	0	0	172		172	
Deep River	ALS-Paramedic	2	0	1	0	18	109	28	0	0	0	0	102		130	
Deep River	BLS-Basic /EMT	0	0	0	0	19	698	19	2	2	1	2	691	717		
Derby	BLS-First Responder/EMR	0	0	0	0	0	2	0	0	0	0	0	2			2
Derby	BLS-Basic /EMT	1	1	0	0	0	943	2	0	0	0	0	943	945		
Derby	ALS-Paramedic	12	3	5	4	39	467	59	0	0	0	12	459		530	
Dover Plains	BLS-Basic /EMT	0	0	0	0	1	0	1	0	0	0	0	0	1		
Durham	ALS-Physician	1	0	0	0	0	0	1	0	0	0	0	0		1	
Durham	BLS-Basic /EMT	17	5	10	16	206	90	251	0	0	0	4	89	344		
Durham	BLS-First Responder/EMR	0	0	0	0	0	1	0	0	0	0	0	1			1
Durham	ALS-Paramedic	4	0	1	1	44	52	58	0	0	0	1	43		102	
East Berlin	ALS-Nurse	0	0	1	1	0	0	2	0	0	0	0	0		2	
East Berlin	ALS-Paramedic	3	11	20	18	33	0	85	0	0	0	0	0		85	
East Berlin	BLS-Basic /EMT	2	0	2	3	9	0	16	0	0	0	0	0	16		
East Berlin	BLS-AEMT	0	1	0	0	0	0	1	0	0	0	0	0	1		
East Canaan	BLS-Basic /EMT	0	0	0	0	1	0	1	0	0	0	0	0	1		
East Canaan	ALS-Paramedic	0	0	0	0	2	2	2	0	0	0	0	2		4	
East Granby	ALS-Paramedic	0	1	1	0	1	26	3	0	0	0	0	26		29	

		Minutes from Dispatch Notified to the Scene						Minutes from Dispatch Notified to Unit Notified by Dispatch								
CITY_NAME	Level of Response	<5	5	6	7	7+	N/A	<5	5	6	7	7+	N/A	Total BLS	Total ALS	TTL 1st Rspndr
East Granby	BLS-Basic /EMT	0	0	0	0	0	2	0	0	0	0	0	2	2		
East Haddam	BLS-Basic /EMT	8	2	5	4	60	205	81	0	0	0	1	202	284		
East Haddam	ALS-Paramedic	0	1	0	1	36	47	38	0	0	1	5	41		85	
East Haddam	BLS-First Responder/EMR	0	0	0	1	1	0	2	0	0	0	0	0			2
East Hampton	BLS-Basic /EMT	3	0	0	0	7	406	9	0	0	0	1	406	416		
East Hampton	ALS-Paramedic	2	1	3	1	49	112	63	0	0	0	1	104		168	
East Hartford	ALS- Intermediate	1	0	0	0	0	0	1	0	0	0	0	0		1	
East Hartford	ALS-Paramedic	264	456	640	678	2089	0	4127	0	0	0	0	0		4127	
East Hartford	BLS-Basic /EMT	53	70	73	82	332	3	610	0	0	0	0	3	613		
East Hartland	ALS-Paramedic	1	0	0	0	51	13	52	0	0	0	0	13		65	
East Hartland	BLS-Basic /EMT	0	0	0	0	0	2	0	0	0	0	0	2	2		
East Hartland	Specialty Critical Care	0	0	0	0	1	0	1	0	0	0	0	0			
East Haven	BLS-Basic /EMT	7	10	13	12	94	75	135	2	1	0	2	71	211		
East Haven	ALS-Paramedic	290	219	254	310	2528	1696	3518	41	24	10	59	1645		5297	
East Killingly	BLS-Basic /EMT	0	0	0	0	0	18	0	0	0	0	0	18	18		
East Killingly	ALS-Paramedic	0	0	0	0	0	8	0	0	0	0	0	8		8	
East Lansing	BLS-Basic /EMT	0	0	0	0	0	1	0	0	0	0	0	1	1		
East Longmeadow	BLS-Basic /EMT	0	0	0	0	0	1	0	0	0	0	0	1	1		

		Minutes from Dispatch Notified to the Scene						Minutes from Dispatch Notified to Unit Notified by Dispatch								
CITY_NAME	Level of Response	<5	5	6	7	7+	N/A	<5	5	6	7	7+	N/A	Total BLS	Total ALS	TTL 1st Rspndr
East Putnam	ALS-Paramedic	0	0	0	0	0	1	0	0	0	0	0	1		1	
East Putnam	BLS-Basic /EMT	0	0	0	0	0	1	0	0	0	0	0	1	1		
East Thompson	ALS-Paramedic	0	0	0	0	1	3	1	0	0	0	0	3		4	
East Willington	ALS-Paramedic	0	0	0	0	6	1	7	0	0	0	0	0		7	
East Woodstock	ALS-Paramedic	0	0	0	0	0	1	0	0	0	0	0	1		1	
East Woodstock	BLS-Basic /EMT	0	0	0	0	1	0	1	0	0	0	0	0	1		
Eastford	BLS-Basic /EMT	0	0	0	0	10	8	9	0	0	0	3	6	18		
Eastford	ALS-Paramedic	0	0	1	0	3	20	4	0	0	0	0	20		24	
Easton	BLS-Basic /EMT	0	0	0	0	0	343	0	0	0	0	0	343	343		
Easton	ALS-Paramedic	0	0	1	0	79	47	116	1	0	0	0	10		127	
Ellington	BLS-Basic /EMT	6	4	2	1	23	639	33	0	0	0	5	637	675		
Ellington	BLS-First Responder/EMR	0	0	0	0	0	1	0	0	0	0	0	1			1
Ellington	ALS-Paramedic	14	10	7	17	172	20	227	0	0	0	3	10		240	
Elmwood	ALS-Paramedic	0	0	0	0	1	0	1	0	0	0	0	0		1	
Enfield	BLS-Basic /EMT	8	5	6	4	30	130	53	0	2	0	1	127	183		
Enfield	ALS-Nurse	0	0	0	0	0	1	0	0	0	0	0	1		1	
Enfield	ALS-AEMT	0	0	0	0	0	1	0	0	0	0	0	1		1	
Enfield	ALS-Physician	0	0	0	0	0	4	0	0	0	0	0	4		4	

		Minutes from Dispatch Notified to the Scene						Minutes from Dispatch Notified to Unit Notified by Dispatch								
CITY_NAME	Level of Response	<5	5	6	7	7+	N/A	<5	5	6	7	7+	N/A	Total BLS	Total ALS	TTL 1st Rspndr
Enfield	BLS-First Responder/EMR	0	0	0	0	0	1	0	0	0	0	0	1			1
Enfield	ALS-Paramedic	38	34	54	70	387	3582	566	5	3	3	14	3574		4165	
Essex	ALS-Paramedic	0	1	0	0	15	49	22	0	0	0	0	43		65	
Essex	BLS-Basic /EMT	6	1	0	1	10	481	18	1	0	0	0	480	499		
Exeter	ALS-Paramedic	0	0	0	1	0	0	1	0	0	0	0	0		1	
Fairfield	ALS-Paramedic	618	435	435	385	1564	286	3587	18	15	9	41	53		3723	
Fairfield	BLS-Basic /EMT	3	0	0	0	0	6	3	0	0	0	0	6	9		
Falls Village	ALS-Paramedic	0	0	0	0	1	4	1	0	0	0	0	4		5	
Falls Village	BLS-Basic /EMT	0	0	0	0	3	1	2	0	1	0	0	1	4		
Farmington	ALS-Paramedic	227	161	233	229	1060	50	1897	14	13	8	27	1		1960	
Farmington	BLS-Basic /EMT	68	0	0	0	75	0	143	0	0	0	0	0	143		
Fenton	BLS-Basic /EMT	0	0	0	0	1	1	1	0	0	0	0	1	2		
Fenwick	ALS-Paramedic	0	0	0	0	1	0	1	0	0	0	0	0		1	
Firetown	ALS-Paramedic	0	0	0	0	0	1	0	0	0	0	0	1		1	
Forestville	BLS-Basic /EMT	3	0	0	0	2	1	5	0	0	0	0	1	6		
Forestville	ALS-Paramedic	0	0	0	0	1	0	1	0	0	0	0	0		1	
Franklin	BLS-First Responder/EMR	0	0	0	0	0	2	0	0	0	0	0	2			2
Franklin	BLS-Basic /EMT	1	0	0	0	0	96	1	0	0	0	0	96	97		
Franklin	ALS-Paramedic	2	0	0	0	10	3	14	0	0	0	0	1		15	
Gales Ferry	ALS-Paramedic	2	0	0	5	45	63	59	0	0	0	0	56		115	

		Minutes from Dispatch Notified to the Scene						Minutes from Dispatch Notified to Unit Notified by Dispatch								
CITY_NAME	Level of Response	<5	5	6	7	7+	N/A	<5	5	6	7	7+	N/A	Total BLS	Total ALS	TTL 1st Rspndr
Gales Ferry	BLS-Basic /EMT	19	3	11	26	239	19	316	0	0	0	0	1	317		
Gaylordsville	ALS-Paramedic	1	0	1	0	6	6	7	1	0	0	0	6		14	
Gaylordsville	BLS-Basic /EMT	0	0	0	0	3	10	3	0	0	0	0	10	13		
Georgetown	ALS-Paramedic	0	0	0	0	0	12	0	0	0	0	0	12		12	
Gilman	BLS-Basic /EMT	0	0	0	0	0	1	0	0	0	0	0	1	1		
Gilman	ALS-Paramedic	0	0	0	0	1	0	1	0	0	0	0	0		1	
Glastonbury	BLS-Basic /EMT	22	25	20	26	174	3	268	0	0	0	0	2	270		
Glastonbury	ALS-Paramedic	2	0	0	0	0	0	2	0	0	0	0	0		2	
Glendale	ALS-Paramedic	0	0	0	0	0	1	0	0	0	0	0	1		1	
Glenville	ALS-Paramedic	1	0	0	0	0	0	1	0	0	0	0	0		1	
Goshen	BLS-Basic /EMT	0	0	0	0	0	2	0	0	0	0	0	2	2		
Granby	ALS-Paramedic	1	0	0	0	4	66	5	0	0	0	0	66		71	
Granby	BLS-Basic /EMT	0	0	0	0	1	12	1	0	0	0	0	12	13		
Great Barrington	ALS-Paramedic	0	0	0	1	2	1	3	0	0	0	0	1		4	
Greenwich	ALS- Intermediate	16	7	8	3	19	3	56	0	0	0	0	0		56	
Greenwich	BLS-Basic /EMT	37	11	7	11	21	1	88	0	0	0	0	0	88		
Greenwich	ALS-Paramedic	849	298	242	210	565	42	2195	0	0	0	0	11		2206	
Grosvenor Dale	BLS-Basic /EMT	0	0	0	0	0	5	0	0	0	0	0	5	5		
Groton	BLS-Basic /EMT	53	4	2	1	3	47	63	0	0	0	1	46	110		

		Minutes from Dispatch Notified to the Scene						Minutes from Dispatch Notified to Unit Notified by Dispatch								
CITY_NAME	Level of Response	<5	5	6	7	7+	N/A	<5	5	6	7	7+	N/A	Total BLS	Total ALS	TTL 1st Rspndr
Groton	ALS-Paramedic	50	11	38	36	148	536	322	0	0	0	0	497		819	
Guilford	BLS-Basic /EMT	3	0	0	0	3	0	6	0	0	0	0	0	6		
Guilford	ALS-Paramedic	15	2	1	1	14	0	28	1	1	0	3	0		33	
Haddam	ALS-Paramedic	0	2	2	1	27	55	33	1	0	0	3	50		87	
Haddam	BLS-Basic /EMT	1	1	0	1	17	292	19	1	0	0	0	292	312		
Hadlyme	ALS-Paramedic	0	0	0	0	0	2	0	0	0	0	0	2		2	
Hadlyme	BLS-Basic /EMT	0	0	0	0	0	3	0	0	0	0	0	3	3		
Hamden	ALS-Paramedic	552	387	467	535	4259	93	6084	49	27	21	90	22		6293	
Hamden	BLS-Basic /EMT	39	14	24	23	167	6	263	4	1	0	4	1	273		
Hampton	ALS-Paramedic	0	0	0	2	20	4	24	0	0	0	0	2		26	
Hampton	BLS-Basic /EMT	0	0	0	0	0	57	0	0	0	0	0	57	57		
Hanover	BLS-Basic /EMT	0	0	0	0	0	6	0	0	0	0	0	6	6		
Hartford	BLS-Basic /EMT	2	0	0	0	1	3	2	0	0	0	1	3	6		
Hartford	ALS-Paramedic	3113	1561	1508	1364	6177	272	13429	144	77	47	250	48		13995	
Hartland	BLS-Basic /EMT	0	0	0	0	1	8	1	0	0	0	0	8	9		
Hartland	ALS-Paramedic	0	0	0	0	0	3	0	0	0	0	0	3		3	
Harwinton	ALS-Paramedic	0	0	0	0	0	1	0	0	0	0	0	1		1	
Harwinton	BLS-Basic /EMT	0	0	0	0	0	328	0	0	0	0	0	328	328		
Hebron	ALS-Paramedic	3	0	0	1	140	90	160	0	0	0	1	73		234	
Hebron	ALS-Community Paramedicine	0	0	0	0	0	1	0	0	0	0	0	1		1	
Hebron	BLS-Basic /EMT	0	0	0	0	3	230	3	0	0	0	0	230	233		

		Minutes from Dispatch Notified to the Scene						Minutes from Dispatch Notified to Unit Notified by Dispatch								
CITY_NAME	Level of Response	<5	5	6	7	7+	N/A	<5	5	6	7	7+	N/A	Total BLS	Total ALS	TTL 1st Rspndr
Higganum	BLS-Basic /EMT	1	2	0	0	12	166	15	0	0	0	0	166	181		
Higganum	ALS- Intermediate	0	0	0	0	0	1	0	0	0	0	0	1		1	
Higganum	ALS-Paramedic	4	0	0	0	6	13	10	0	0	0	0	13		23	
Holland	BLS-Basic /EMT	0	0	0	0	0	2	0	0	0	0	0	2	2		
Huntington	ALS-Paramedic	1	0	0	0	6	0	7	0	0	0	0	0		7	
Independence	ALS-Paramedic	0	0	0	0	0	1	0	0	0	0	0	1		1	
Ivoryton	ALS-Paramedic	0	0	0	0	1	10	0	0	0	0	1	10		11	
Ivoryton	BLS-Basic /EMT	0	0	2	0	5	85	7	0	0	0	0	85	92		
Jewett City	BLS-Basic /EMT	381	67	40	27	66	12	592	0	0	0	0	1	593		
Jewett City	ALS-Paramedic	9	2	5	6	77	9	107	0	0	0	1	0		108	
Kendall Park	ALS-Paramedic	0	0	0	0	1	0	1	0	0	0	0	0		1	
Kensington	Specialty Critical Care	0	0	0	0	1	0	1	0	0	0	0	0			
Kensington	ALS-Paramedic	0	0	1	0	0	0	1	0	0	0	0	0		1	
Kent	BLS-Basic /EMT	0	0	1	0	33	12	34	0	0	0	0	12	46		
Kent	ALS-Paramedic	0	0	0	0	1	0	0	1	0	0	0	0		1	
Kent	BLS-Paramedic	2	0	0	1	38	0	41	0	0	0	0	0	41		
Killingly Center	ALS-Paramedic	0	0	0	0	16	1	16	0	0	0	1	0		17	
Killingworth	BLS-Basic /EMT	3	0	0	1	5	139	9	0	0	0	0	139	148		
Killingworth	ALS-Paramedic	1	0	0	0	11	34	12	0	1	0	1	32		46	

		Minutes from Dispatch Notified to the Scene						Minutes from Dispatch Notified to Unit Notified by Dispatch								
CITY_NAME	Level of Response	<5	5	6	7	7+	N/A	<5	5	6	7	7+	N/A	Total BLS	Total ALS	TTL 1st Rspndr
Lakeside	ALS-Paramedic	0	0	0	0	0	1	1	0	0	0	0	0		1	
Lakeville	BLS-Basic /EMT	6	3	2	2	36	15	53	0	0	0	0	11	64		
Lakeville	ALS-Paramedic	0	0	0	0	0	1	0	0	0	0	0	1		1	
Lawrence	ALS-Paramedic	0	0	0	0	0	1	0	0	0	0	0	1		1	
Lebanon	BLS-First Responder/EMR	0	0	0	0	0	1	0	0	0	0	0	1			1
Lebanon	BLS-Basic /EMT	10	2	3	1	98	330	112	0	1	0	3	328	444		
Lebanon	ALS-Paramedic	1	4	2	3	117	6	128	0	1	0	3	1		133	
Lewes	BLS-Basic /EMT	0	0	0	0	0	1	0	0	0	0	0	1	1		
Litchfield	ALS-Paramedic	0	0	0	0	0	34	0	0	0	0	0	34		34	
Litchfield	BLS-Basic /EMT	0	0	0	0	0	973	0	0	0	0	0	973	973		
Longmeadow	ALS-Paramedic	0	0	0	0	0	2	0	0	0	0	0	2		2	
Longmeadow	BLS-Basic /EMT	0	0	0	0	1	0	1	0	0	0	0	0	1		
Madison	BLS-AEMT	0	0	0	0	0	1	0	0	0	0	0	1	1		
Madison	ALS-Nurse	0	0	0	0	1	0	1	0	0	0	0	0		1	
Madison	BLS-Basic /EMT	8	1	5	3	31	286	46	0	0	0	3	285	334		
Madison	ALS-Paramedic	42	17	15	19	84	545	167	3	0	0	8	544		722	
Manchester	BLS-Basic /EMT	0	0	0	1	1	0	2	0	0	0	0	0	2		
Manchester	ALS-Paramedic	0	0	0	0	4	0	2	0	0	0	2	0		4	
Manhattan	BLS-Basic /EMT	0	0	1	0	0	0	1	0	0	0	0	0	1		
Mansfield Center	BLS-Basic /EMT	2	1	1	1	1	3	6	0	0	0	0	3	9		

		Minutes from Dispatch Notified to the Scene						Minutes from Dispatch Notified to Unit Notified by Dispatch								
CITY_NAME	Level of Response	<5	5	6	7	7+	N/A	<5	5	6	7	7+	N/A	Total BLS	Total ALS	TTL 1st Rspndr
Mansfield Depot	BLS-Basic /EMT	0	0	0	0	0	7	0	0	0	0	0	7	7		
Mansfield Four Corners	BLS-Basic /EMT	0	0	0	0	1	0	1	0	0	0	0	0	1		
Marble Dale	BLS-Basic /EMT	0	0	0	0	0	4	0	0	0	0	0	4	4		
Marlborough	BLS-Basic /EMT	0	1	1	1	118	175	120	1	0	0	0	175	296		
Marlborough	ALS-Nurse	0	0	0	0	7	0	7	0	0	0	0	0		7	
Marlborough	ALS-Paramedic	4	1	0	4	245	47	257	0	0	0	1	43		301	
Meriden	ALS-Paramedic	0	0	0	0	5	0	5	0	0	0	0	0		5	
Meriden	BLS-Basic /EMT	0	0	0	0	1	0	1	0	0	0	0	0	1		
Middle Haddam	BLS-Basic /EMT	0	0	0	0	0	4	0	0	0	0	0	4	4		
Middlebury	ALS-Paramedic	5	1	7	16	163	16	201	3	2	0	1	1		208	
Middlebury	BLS-Basic /EMT	3	1	0	0	2	362	6	0	0	0	0	362	368		
Middlefield	BLS-Basic /EMT	2	3	4	2	45	2	56	0	0	0	0	2	58		
Middlefield	ALS-Paramedic	20	9	21	8	74	23	136	0	0	0	0	19		155	
Middlesex County	BLS-Basic /EMT	0	0	0	0	4	0	4	0	0	0	0	0	4		
Middletown	ALS-Paramedic	51	38	64	47	174	627	446	1	2	2	7	543		1001	
Middletown	BLS-Basic /EMT	19	0	0	0	1	29	20	0	0	0	1	28	49		
Milford	ALS-Paramedic	7	0	1	1	24	5	32	1	0	0	2	3		38	
Milford	BLS-Basic /EMT	0	0	0	0	0	1	0	0	0	0	0	1	1		
Milldale	ALS-Paramedic	0	0	1	0	0	0	1	0	0	0	0	0		1	

		Minutes from Dispatch Notified to the Scene						Minutes from Dispatch Notified to Unit Notified by Dispatch								
CITY_NAME	Level of Response	<5	5	6	7	7+	N/A	<5	5	6	7	7+	N/A	Total BLS	Total ALS	TTL 1st Rspndr
Millstone	ALS-Paramedic	0	0	0	0	1	0	1	0	0	0	0	0		1	
Mohegan	ALS-Paramedic	0	0	0	0	1	0	0	1	0	0	0	0		1	
Mohegan	BLS-Basic /EMT	0	0	0	0	2	0	2	0	0	0	0	0	2		
Monroe	BLS-Basic /EMT	0	0	0	1	5	522	6	0	0	0	0	522	528		
Monroe	BLS-First Responder/EMR	0	0	0	0	0	1	0	0	0	0	0	1			1
Monroe	ALS-Paramedic	2	0	2	2	82	626	130	1	0	0	2	581		714	
Moodus	BLS-Basic /EMT	7	2	2	1	25	142	38	0	0	0	1	140	179		
Moodus	ALS-Paramedic	0	0	0	0	1	14	1	0	0	0	0	14		15	
Moosup	BLS-Basic /EMT	7	6	23	14	162	91	177	14	7	5	13	87	303		
Moosup	ALS-Paramedic	0	0	0	0	3	64	7	0	0	0	0	60		67	
Morris	ALS-Paramedic	0	0	0	0	0	4	0	0	0	0	0	4		4	
Morris	BLS-Basic /EMT	0	0	0	0	0	163	0	0	0	0	0	163	163		
Mystic	BLS-Basic /EMT	60	23	52	102	605	270	804	16	6	6	37	243	1112		
Mystic	ALS-Paramedic	7	7	9	10	92	216	140	0	0	0	0	201		341	
Mystic	BLS-First Responder/EMR	0	0	0	0	0	1	0	0	0	0	0	1			1
Naples	ALS-Paramedic	0	0	0	1	0	0	1	0	0	0	0	0		1	
Naugatuck	ALS-Paramedic	38	16	18	17	268	610	389	2	4	1	3	568		967	
Naugatuck	BLS-Basic /EMT	0	0	2	1	13	960	16	0	0	0	0	960	976		
New Britain	ALS-Paramedic	6	3	6	4	74	5	80	3	0	1	14	0		98	
New Canaan	ALS-Paramedic	1	0	0	0	6	558	4	0	0	1	2	558		565	

		Minutes from Dispatch Notified to the Scene						Minutes from Dispatch Notified to Unit Notified by Dispatch								
CITY_NAME	Level of Response	<5	5	6	7	7+	N/A	<5	5	6	7	7+	N/A	Total BLS	Total ALS	TTL 1st Rspndr
New Canaan	BLS-Basic /EMT	3	0	2	2	10	1052	17	0	0	0	1	1051	1069		
New Fairfield	BLS-Basic /EMT	0	0	0	0	0	34	0	0	0	0	0	34	34		
New Fairfield	ALS-Paramedic	0	0	0	0	0	567	0	0	0	0	0	567		567	
New Hartford	ALS-Paramedic	0	0	0	0	1	7	1	0	0	0	0	7		8	
New Hartford	BLS-First Responder/EMR	0	0	0	0	0	2	0	0	0	0	0	2			2
New Hartford	BLS-Basic /EMT	0	0	0	0	1	352	1	0	0	0	0	352	353		
New Haven	BLS-Basic /EMT	132	81	101	80	473	20	837	7	10	3	22	8	887		
New Haven	ALS-Paramedic	3746	2322	2583	2499	####	256	21614	248	162	87	332	33		22476	
New London	ALS-Paramedic	52	35	29	28	60	782	343	0	0	0	3	640		986	
New Marlborough	ALS-Paramedic	0	0	0	0	2	0	2	0	0	0	0	0		2	
New Martinsville	BLS-Basic /EMT	0	0	0	0	0	1	0	0	0	0	0	1	1		
New Milford	ALS-Paramedic	14	11	19	21	129	355	189	1	2	2	4	351		549	
New Milford	BLS-Basic /EMT	4	4	2	6	54	355	72	0	0	0	1	352	425		
New Preston	ALS-Paramedic	0	0	0	0	2	0	2	0	0	0	0	0		2	
New Preston	BLS-Basic /EMT	0	0	0	0	0	49	0	0	0	0	0	49	49		
New York	ALS-Paramedic	1	0	0	0	0	1	2	0	0	0	0	0		2	
Newington	ALS-Paramedic	347	296	299	293	1114	42	2283	34	15	16	42	1		2391	
Newington	BLS-Basic /EMT	13	0	0	0	163	874	176	0	0	0	0	874	1050		
Newtown	ALS-Physician	0	0	0	0	0	1	0	0	0	0	0	1		1	

		Minutes from Dispatch Notified to the Scene						Minutes from Dispatch Notified to Unit Notified by Dispatch								
CITY_NAME	Level of Response	<5	5	6	7	7+	N/A	<5	5	6	7	7+	N/A	Total BLS	Total ALS	TTL 1st Rspndr
Newtown	BLS-Basic /EMT	0	0	0	0	2	1066	1	1	0	0	0	1066	1068		
Newtown	ALS-Paramedic	0	0	0	0	8	892	5	0	1	1	1	892		900	
Newtown	BLS-Intermediate	0	0	0	0	0	4	0	0	0	0	0	4	4		
Newtown	BLS-First Responder/EMR	0	0	0	0	0	2	0	0	0	0	0	2			2
Newtown	BLS-AEMT	0	0	0	0	0	19	0	0	0	0	0	19	19		
Niantic	ALS-Paramedic	3	0	2	0	32	188	46	0	0	0	0	179		225	
Niantic	BLS-Basic /EMT	67	31	47	56	183	66	349	11	3	3	23	61	450		
Noank	BLS-Basic /EMT	2	1	0	0	24	3	25	0	0	1	1	3	30		
Noank	ALS-Paramedic	0	0	0	0	0	4	0	0	0	0	0	4		4	
Norfolk	ALS-Paramedic	0	0	0	0	1	0	1	0	0	0	0	0		1	
Norfolk	BLS-Basic /EMT	1	0	0	0	0	46	1	0	0	0	0	46	47		
North Branford	ALS-Paramedic	1	0	0	0	60	7	62	1	2	1	1	1		68	
North Branford	BLS-Basic /EMT	0	0	0	0	3	0	3	0	0	0	0	0	3		
North Franklin	ALS-Paramedic	0	0	2	1	40	13	56	0	0	0	0	0		56	
North Franklin	BLS-Basic /EMT	1	0	0	0	7	10	9	0	0	0	0	9	18		
North Granby	ALS-Paramedic	2	1	3	2	26	12	35	0	0	0	0	11		46	
North Granby	BLS-Basic /EMT	0	0	0	0	1	1	1	0	0	0	0	1	2		

		Minutes from Dispatch Notified to the Scene						Minutes from Dispatch Notified to Unit Notified by Dispatch								
CITY_NAME	Level of Response	<5	5	6	7	7+	N/A	<5	5	6	7	7+	N/A	Total BLS	Total ALS	TTL 1st Rspndr
North Grosvenor Dale	BLS-Basic /EMT	0	0	0	0	0	242	0	0	0	0	0	242	242		
North Grosvenor Dale	ALS-Paramedic	0	0	0	0	0	38	0	0	0	0	0	38		38	
North Haven	ALS-Paramedic	270	198	246	277	1330	1546	2307	14	2	8	11	1525		3867	
North Haven	BLS-Basic /EMT	25	0	4	2	54	245	84	0	0	0	1	245	330		
North Salem	ALS-Paramedic	0	0	0	0	0	2	0	0	0	0	0	2		2	
North Stonington	ALS-Paramedic	2	1	0	0	7	23	14	0	0	0	0	19		33	
North Windham	ALS-Paramedic	1	0	0	0	1	0	2	0	0	0	0	0		2	
North Windham	BLS-Basic /EMT	0	0	0	0	0	20	0	0	0	0	0	20	20		
North Woodstock	BLS-Basic /EMT	1	0	1	0	6	0	7	0	0	0	1	0	8		
Northfield	ALS-Paramedic	0	0	0	1	8	6	15	0	0	0	0	0		15	
Northfield	BLS-Basic /EMT	0	0	0	0	0	6	0	0	0	0	0	6	6		
Northford	BLS-Basic /EMT	2	0	3	1	21	2	25	0	1	0	3	0	29		
Northford	ALS-Paramedic	28	17	40	34	162	4	274	0	2	0	8	1		285	
Norwalk	BLS-Basic /EMT	0	0	0	0	3	76	5	0	0	0	0	74	79		
Norwalk	ALS-Paramedic	7	2	2	2	36	5987	45	1	0	2	8	5980		6036	

		Minutes from Dispatch Notified to the Scene						Minutes from Dispatch Notified to Unit Notified by Dispatch								
CITY_NAME	Level of Response	<5	5	6	7	7+	N/A	<5	5	6	7	7+	N/A	Total BLS	Total ALS	TTL 1st Rspndr
Norwalk	BLS-AEMT	0	0	0	0	0	1	0	0	0	0	0	1	1		
Norwich	BLS-Basic /EMT	0	0	0	0	0	1	0	0	0	0	0	1	1		
Norwich	ALS-Paramedic	0	0	0	0	2	0	0	1	0	0	1	0		2	
Norwichtown	ALS-Paramedic	0	0	0	0	1	0	1	0	0	0	0	0		1	
No Town Specified	ALS-Nurse	0	0	1	0	0	0	1	0	0	0	0	0		1	
No Town Specified	BLS-Basic /EMT	353	188	239	240	1146	4066	2231	18	7	11	24	3941	6232		
No Town Specified	BLS-Paramedic	0	0	0	0	2	0	2	0	0	0	0	0	2		
No Town Specified	BLS-First Responder/EMR	3	0	0	0	5	6	8	0	0	0	0	6			14
No Town Specified	ALS-AEMT	0	0	0	0	1	1	1	0	0	0	0	1		2	
No Town Specified	BLS-AEMT	0	0	0	0	2	5	2	0	0	0	0	5	7		
No Town Specified	ALS-Paramedic	1258	416	419	335	2119	1626	4711	38	18	7	43	1356		6173	
No Town Specified	BLS- Intermediate	0	0	0	0	0	1	0	0	0	0	0	1	1		
No Town Specified	Specialty Critical Care	0	0	0	0	7	0	6	1	0	0	0	0			
No Town Specified	ALS-Community Paramedicine	0	0	2	0	0	0	2	0	0	0	0	0		2	

		Minutes from Dispatch Notified to the Scene						Minutes from Dispatch Notified to Unit Notified by Dispatch								
CITY_NAME	Level of Response	<5	5	6	7	7+	N/A	<5	5	6	7	7+	N/A	Total BLS	Total ALS	TTL 1st Rspndr
No Town Specified	ALS- Intermediate	11	9	9	10	68	1	102	1	1	0	4	0		108	
Oakdale	ALS- Intermediate	0	0	0	0	0	1	0	0	0	0	0	1		1	
Oakdale	BLS-Basic /EMT	1	3	4	2	9	208	16	3	0	0	0	208	227		
Oakdale	ALS-Paramedic	0	0	0	0	1	5	1	0	0	0	0	5		6	
Oakville	ALS-Paramedic	1	0	1	0	43	3	47	0	1	0	0	0		48	
Oakville	BLS-Basic /EMT	0	0	0	0	1	0	1	0	0	0	0	0	1		
Old Greenwich	ALS-Paramedic	8	5	3	7	8	0	31	0	0	0	0	0		31	
Old Greenwich	BLS-Basic /EMT	1	0	0	0	0	0	1	0	0	0	0	0	1		
Old Greenwich	ALS- Intermediate	0	1	0	0	0	0	1	0	0	0	0	0		1	
Old Lyme	ALS-Paramedic	0	0	0	0	15	81	16	0	0	0	0	80		96	
Old Lyme	BLS-Basic /EMT	0	0	1	2	2	89	6	0	0	0	1	87	94		
Old Mystic	BLS-Basic /EMT	0	0	0	0	2	0	2	0	0	0	0	0	2		
Old Saybrook	BLS-Basic /EMT	2	0	0	0	66	668	68	0	0	0	0	668	736		
Old Saybrook	ALS-Paramedic	1	1	2	5	82	177	107	0	0	0	2	159		268	
Oneco	ALS-Paramedic	0	0	0	0	0	7	0	0	0	0	0	7		7	
Oneco	BLS-Basic /EMT	0	0	1	0	15	15	15	1	0	0	0	15	31		
Orange	ALS-Paramedic	569	190	177	159	1013	44	2109	5	7	6	21	4		2152	
Orange	BLS-Basic /EMT	6	0	3	2	36	4	51	0	0	0	0	0	51		

		Minutes from Dispatch Notified to the Scene						Minutes from Dispatch Notified to Unit Notified by Dispatch								
CITY_NAME	Level of Response	<5	5	6	7	7+	N/A	<5	5	6	7	7+	N/A	Total BLS	Total ALS	TTL 1st Rspndr
Oxford	ALS-Paramedic	0	0	0	0	18	285	13	0	1	1	3	285		303	
Oxford	BLS-Basic /EMT	1	0	0	0	1	460	3	0	0	0	0	459	462		
Paucatuck Eastern Pequot Reservation	BLS-Basic /EMT	0	0	0	0	1	2	0	0	0	0	1	2	3		
Pawcatuck	BLS-Basic /EMT	1	1	0	0	9	4	12	0	0	0	0	3	15		
Pawcatuck	ALS-Paramedic	0	0	0	0	0	1	1	0	0	0	0	0		1	
Pawcatuck	BLS-First Responder/EMR	0	0	0	0	1	1	1	0	0	0	0	1			2
Pequabuck	ALS-Paramedic	0	0	0	0	1	0	1	0	0	0	0	0		1	
Philadelphia	BLS-Basic /EMT	0	0	0	0	1	0	1	0	0	0	0	0	1		
Pittsburgh	ALS-Paramedic	0	0	0	0	1	0	1	0	0	0	0	0		1	
Plainfield	ALS-Paramedic	0	0	0	0	2	17	3	0	0	0	0	16		19	
Plainfield	BLS-Basic /EMT	13	8	22	33	310	177	351	17	5	7	12	171	563		
Plainville	BLS-Basic /EMT	7	0	0	0	14	0	21	0	0	0	0	0	21		
Plainville	ALS-Paramedic	119	124	147	179	791	42	1359	10	6	5	20	2		1402	
Plantsville	BLS-Basic /EMT	0	0	0	0	95	0	95	0	0	0	0	0	95		
Plantsville	ALS-Paramedic	2	4	3	2	32	4	47	0	0	0	0	0		47	
Plantsville	ALS-Community Paramedicine	0	0	1	0	0	0	1	0	0	0	0	0		1	
Plymouth	BLS-Basic /EMT	0	0	0	0	0	5	0	0	0	0	0	5	5		
Plymouth	ALS-Paramedic	1	0	1	1	82	11	86	6	2	0	2	0		96	

		Minutes from Dispatch Notified to the Scene						Minutes from Dispatch Notified to Unit Notified by Dispatch								
CITY_NAME	Level of Response	<5	5	6	7	7+	N/A	<5	5	6	7	7+	N/A	Total BLS	Total ALS	TTL 1st Rspndr
Pomfret	ALS-Paramedic	0	0	0	0	1	19	1	0	0	0	0	19		20	
Pomfret	BLS-Basic /EMT	0	0	0	0	0	39	0	0	0	0	0	39	39		
Pomfret Center	BLS-Basic /EMT	0	0	0	0	1	39	0	0	0	0	1	39	40		
Pomfret Center	ALS-Paramedic	0	0	0	0	0	12	0	0	0	0	0	12		12	
Port Chester	ALS-Paramedic	0	0	0	0	3	1	3	0	0	0	0	1		4	
Port Wentworth	ALS-Paramedic	0	0	0	0	0	10	0	0	0	0	0	10		10	
Portland	ALS-Paramedic	13	18	32	25	217	67	310	1	0	1	0	60		372	
Portland	BLS-Basic /EMT	13	19	44	64	244	3	387	0	0	0	0	0	387		
Pound Ridge	ALS-Paramedic	0	0	0	0	0	2	0	0	0	0	0	2		2	
Prospect	ALS-Paramedic	1	0	0	0	5	2	8	0	0	0	0	0		8	
Prospect	BLS-Basic /EMT	1	0	0	0	0	3	1	0	0	0	0	3	4		
Putnam	BLS-Basic /EMT	3	0	1	0	11	904	16	0	0	0	0	903	919		
Putnam	ALS-Paramedic	1	0	0	1	10	189	7	0	1	0	4	189		201	
Quaker Hill	ALS-Paramedic	0	0	1	0	7	32	10	0	0	0	0	30		40	
Quaker Hill	BLS-Basic /EMT	41	19	16	19	79	14	175	0	1	0	2	10	188		
Quinebaug	ALS-Paramedic	0	0	0	0	0	7	0	0	0	0	0	7		7	
Quinebaug	BLS-Basic /EMT	0	0	0	0	0	38	0	0	0	0	0	38	38		
Redding	ALS-Paramedic	1	0	2	2	1	211	6	0	0	0	0	211		217	
Redding	BLS-Basic /EMT	13	4	2	5	10	332	35	0	0	0	0	331	366		

		Minutes from Dispatch Notified to the Scene						Minutes from Dispatch Notified to Unit Notified by Dispatch								
CITY_NAME	Level of Response	<5	5	6	7	7+	N/A	<5	5	6	7	7+	N/A	Total BLS	Total ALS	TTL 1st Rspndr
Redding	BLS-First Responder/EMR	0	0	0	0	0	1	0	0	0	0	0	1			1
Redding Ridge	BLS-Basic /EMT	1	0	0	0	1	12	2	0	0	0	0	12	14		
Redding Ridge	ALS-Paramedic	0	0	0	0	0	14	0	0	0	0	0	14		14	
Ridgefield	ALS-Paramedic	0	0	0	0	1	867	0	0	0	0	1	867		868	
Ridgefield	BLS-First Responder/EMR	0	0	0	0	0	1	0	0	0	0	0	1			1
Ridgefield	BLS-Basic /EMT	0	0	0	1	0	219	1	0	0	0	0	219	220		
Riverside	BLS-Basic /EMT	0	0	0	0	1	0	1	0	0	0	0	0	1		
Riverside	ALS- Intermediate	2	0	0	0	1	0	3	0	0	0	0	0		3	
Riverside	ALS-Paramedic	25	2	1	0	7	0	35	0	0	0	0	0		35	
Riverton	ALS-Paramedic	0	1	0	2	3	0	6	0	0	0	0	0		6	
Riverton	BLS-Basic /EMT	0	0	0	0	0	3	0	0	0	0	0	3	3		
Rockville	ALS-Paramedic	6	3	2	2	12	0	22	0	0	0	3	0		25	
Rockville	BLS-Basic /EMT	5	7	3	6	24	9	45	0	0	0	0	9	54		
Rocky Hill	ALS-Paramedic	1	2	0	0	22	2	21	1	0	0	3	2		27	
Rocky Hill	BLS-Basic /EMT	16	19	52	99	1044	107	1173	41	16	8	94	5	1337		
Rogers	ALS-Paramedic	0	0	0	0	0	2	0	0	0	0	0	2		2	
Rogers	BLS-Basic /EMT	0	0	0	0	0	8	0	0	0	0	0	8	8		
Roxbury	BLS-First Responder/EMR	0	0	0	0	0	1	0	0	0	0	0	1			1

		Minutes from Dispatch Notified to the Scene						Minutes from Dispatch Notified to Unit Notified by Dispatch								
CITY_NAME	Level of Response	<5	5	6	7	7+	N/A	<5	5	6	7	7+	N/A	Total BLS	Total ALS	TTL 1st Rspndr
Roxbury	ALS-Paramedic	0	0	0	0	0	12	0	0	0	0	0	12		12	
Roxbury	BLS-Basic /EMT	0	0	0	0	0	48	0	0	0	0	0	48	48		
Rye Brook	ALS-Paramedic	1	0	0	1	1	0	3	0	0	0	0	0		3	
Salem	ALS-Paramedic	1	2	0	0	23	1	26	0	0	0	0	1		27	
Salem	BLS-Basic /EMT	3	3	4	3	90	4	100	1	0	0	2	4	107		
Salisbury	ALS-Paramedic	0	0	0	0	3	8	2	0	2	0	0	7		11	
Sandy Hook	ALS-AEMT	0	0	0	0	0	1	0	0	0	0	0	1		1	
Sandy Hook	ALS-Paramedic	1	1	0	0	4	222	6	0	0	0	0	222		228	
Sandy Hook	BLS-Basic /EMT	0	0	0	0	0	269	0	0	0	0	0	269	269		
Sandy Hook	BLS-AEMT	0	0	0	0	0	2	0	0	0	0	0	2	2		
Saugatuck	ALS-Paramedic	0	0	0	0	2	1	3	0	0	0	0	0		3	
Saybrook Manor	BLS-Basic /EMT	0	0	0	0	0	5	0	0	0	0	0	5	5		
Scotland	ALS-Paramedic	0	1	0	1	27	3	31	0	0	0	0	1		32	
Scotland	BLS-Basic /EMT	0	0	0	0	0	41	0	0	0	0	0	41	41		
Seymour	BLS-Basic /EMT	2	2	0	3	7	1319	14	0	0	0	0	1319	1333		
Seymour	ALS-Paramedic	5	1	2	4	13	561	27	0	0	0	1	558		586	
Seymour	ALS-Physician	0	0	0	0	0	1	0	0	0	0	0	1		1	
Sharon	BLS-Basic /EMT	0	0	0	0	1	0	0	0	0	0	1	0	1		
Sheffield	ALS-Paramedic	0	0	0	1	1	4	2	0	0	0	0	4		6	
Shelton	BLS-First Responder/EMR	4	0	0	0	2	0	5	0	0	0	1	0			6

		Minutes from Dispatch Notified to the Scene						Minutes from Dispatch Notified to Unit Notified by Dispatch								
CITY_NAME	Level of Response	<5	5	6	7	7+	N/A	<5	5	6	7	7+	N/A	Total BLS	Total ALS	TTL 1st Rspndr
Shelton	ALS-Physician	0	0	0	0	0	1	0	0	0	0	0	1		1	
Shelton	ALS-Paramedic	2	5	4	8	142	1589	208	3	2	0	6	1531		1750	
Shelton	BLS-Basic /EMT	6	3	0	1	12	2868	22	0	0	0	0	2868	2890		
Sherman	ALS-Paramedic	0	0	0	0	1	3	2	0	0	0	0	2		4	
Sherman	BLS-First Responder/EMR	0	0	0	0	1	1	1	0	0	0	0	1			2
Sherman	BLS-Basic /EMT	1	0	0	0	16	200	20	0	0	0	0	197	217		
Simsbury	ALS-Paramedic	1	0	0	0	3	905	3	0	0	1	0	905		909	
Simsbury	BLS-AEMT	0	0	0	0	0	1	0	0	0	0	0	1	1		
Simsbury	BLS-Basic /EMT	0	0	0	0	0	184	0	0	0	0	0	184	184		
Somers	BLS-Basic /EMT	0	0	0	0	1	7	1	0	0	0	0	7	8		
Somers	ALS-Paramedic	0	0	0	0	2	31	4	0	0	0	0	29		33	
Somersville	BLS-Basic /EMT	0	1	0	0	0	0	1	0	0	0	0	0	1		
Somersville	ALS-Paramedic	0	0	0	0	1	1	2	0	0	0	0	0		2	
South Britain	ALS-Paramedic	0	0	1	0	1	1	3	0	0	0	0	0		3	
South Glastonbury	BLS-Basic /EMT	0	0	0	0	7	0	7	0	0	0	0	0	7		
South Glastonbury	ALS-Paramedic	0	1	0	2	15	0	18	0	0	0	0	0		18	
South Kent	ALS-Paramedic	0	0	0	0	3	1	4	0	0	0	0	0		4	
South Kent	BLS-Basic /EMT	0	0	0	0	2	0	2	0	0	0	0	0	2		
South Salem	ALS-Paramedic	0	0	0	0	0	3	0	0	0	0	0	3		3	

		Minutes from Dispatch Notified to the Scene						Minutes from Dispatch Notified to Unit Notified by Dispatch								
CITY_NAME	Level of Response	<5	5	6	7	7+	N/A	<5	5	6	7	7+	N/A	Total BLS	Total ALS	TTL 1st Rspndr
South Windham	BLS-Basic /EMT	0	0	0	0	0	2	0	0	0	0	0	2	2		
South Windham	ALS-Paramedic	0	0	0	0	1	0	1	0	0	0	0	0		1	
South Windsor	ALS-Paramedic	0	0	0	0	1	0	0	0	1	0	0	0		1	
South Woodstock	ALS-Paramedic	0	0	0	0	0	1	0	0	0	0	0	1		1	
South Woodstock	BLS-Basic /EMT	0	0	2	0	1	0	3	0	0	0	0	0	3		
Southbury	BLS-First Responder/EMR	0	0	0	0	0	1	0	0	0	0	0	1			1
Southbury	ALS-Paramedic	4	1	1	0	52	470	60	0	1	1	1	465		528	
Southbury	BLS-Basic /EMT	13	6	5	6	44	1814	72	0	0	0	2	1814	1888		
Southington	ALS-Paramedic	488	376	459	375	1356	105	3075	17	12	8	47	0		3159	
Southington	BLS-Basic /EMT	12	0	0	0	159	2	173	0	0	0	0	0	173		
Southington	ALS-Nurse	0	0	0	0	1	0	1	0	0	0	0	0		1	
Southport	ALS-Paramedic	0	2	4	0	10	2	17	0	0	0	0	1		18	
Springfield	ALS-Paramedic	0	0	0	0	0	1	0	0	0	0	0	1		1	
Stafford	ALS-Paramedic	1	0	0	0	14	25	23	0	0	0	0	17		40	
Stafford	BLS-Basic /EMT	8	0	0	2	44	160	54	0	0	0	0	160	214		
Stafford Springs	ALS-Paramedic	22	3	3	4	33	37	63	0	0	0	2	37		102	

		Minutes from Dispatch Notified to the Scene						Minutes from Dispatch Notified to Unit Notified by Dispatch								
CITY_NAME	Level of Response	<5	5	6	7	7+	N/A	<5	5	6	7	7+	N/A	Total BLS	Total ALS	TTL 1st Rspndr
Stafford Springs	BLS-Basic /EMT	62	8	11	13	172	496	270	0	1	0	2	489	762		
Stafford Springs	Specialty Critical Care	0	0	0	0	2	0	2	0	0	0	0	0			
Staffordville	Specialty Critical Care	0	0	0	0	1	0	1	0	0	0	0	0			
Stamford	ALS-Nurse	0	0	0	0	0	1	0	0	0	0	0	1		1	
Stamford	BLS-AEMT	0	0	0	0	1	0	1	0	0	0	0	0	1		
Stamford	BLS-Basic /EMT	7	1	0	0	6	75	4	0	0	0	0	85	89		
Stamford	ALS-Physician	0	0	0	0	0	4	0	0	0	0	0	4		4	
Stamford	ALS-Paramedic	165	70	56	43	168	8137	325	0	0	0	3	8311		8639	
Sterling	ALS-Paramedic	0	0	0	0	2	22	1	1	0	0	0	22		24	
Sterling	BLS-Basic /EMT	0	0	0	0	70	38	63	5	3	0	1	36	108		
Stonington	ALS-Paramedic	2	0	1	2	22	46	34	0	0	0	0	39		73	
Storrs	BLS-Basic /EMT	0	0	0	0	0	46	0	0	0	0	0	46	46		
Stratford	BLS-First Responder/EMR	32	6	4	2	4	7	47	0	0	0	1	7			55
Stratford	ALS-Paramedic	6	4	4	7	123	3679	167	4	2	3	10	3637		3823	
Stratford	BLS-Basic /EMT	6	3	0	0	0	1630	9	0	0	0	0	1630	1639		
Suffield	ALS-Paramedic	0	1	0	4	51	69	49	2	1	0	4	69		125	
Suffield	BLS-Basic /EMT	0	0	0	0	0	1	0	0	0	0	0	1	1		
Taftville	ALS-Paramedic	3	2	1	3	58	0	67	0	0	0	0	0		67	
Taftville	BLS-Basic /EMT	0	0	0	0	13	1	14	0	0	0	0	0	14		

		Minutes from Dispatch Notified to the Scene						Minutes from Dispatch Notified to Unit Notified by Dispatch								
CITY_NAME	Level of Response	<5	5	6	7	7+	N/A	<5	5	6	7	7+	N/A	Total BLS	Total ALS	TTL 1st Rspndr
Tariffville	ALS-Paramedic	0	0	0	1	8	46	10	0	0	0	0	45		55	
Tariffville	BLS-Basic /EMT	0	0	0	0	0	9	0	0	0	0	0	9	9		
Tarrytown	ALS-Paramedic	0	0	0	0	1	0	1	0	0	0	0	0		1	
Terryville	BLS-Basic /EMT	0	0	0	0	1	0	1	0	0	0	0	0	1		
Terryville	ALS-Paramedic	0	2	1	4	19	12	26	1	0	0	1	10		38	
Thomaston	ALS-Paramedic	0	1	2	0	102	36	139	1	0	0	1	0		141	
Thomaston	BLS-Basic /EMT	0	0	0	0	0	6	0	0	0	0	0	6	6		
Thompson	BLS-Basic /EMT	0	0	0	0	1	271	0	0	0	0	1	271	272		
Thompson	ALS-Paramedic	0	0	0	0	3	61	3	0	0	0	0	61		64	
Tolland	BLS-Basic /EMT	4	4	0	0	36	794	38	1	1	0	5	793	838		
Tolland	ALS-Paramedic	15	6	13	12	187	19	236	0	0	0	8	8		252	
Torrington	ALS-Paramedic	1	0	0	0	3	1	5	0	0	0	0	0		5	
Torrington	BLS-Basic /EMT	0	0	0	0	1	51	1	0	0	0	0	51	52		
Town of Andover	BLS-Basic /EMT	0	0	0	0	64	0	64	0	0	0	0	0	64		
Town of Andover	ALS-Nurse	0	0	0	0	9	0	9	0	0	0	0	0		9	
Town of Andover	ALS-Paramedic	2	0	1	1	112	0	116	0	0	0	0	0		116	
Town of Ashford	BLS-Basic /EMT	6	10	16	9	97	30	138	0	0	0	0	30	168		
Town of Avon	BLS-Basic /EMT	3	0	0	0	0	0	3	0	0	0	0	0	3		

		Minutes from Dispatch Notified to the Scene						Minutes from Dispatch Notified to Unit Notified by Dispatch								
CITY_NAME	Level of Response	<5	5	6	7	7+	N/A	<5	5	6	7	7+	N/A	Total BLS	Total ALS	TTL 1st Rspndr
Town of Avon	ALS-Paramedic	0	0	0	1	2	1	3	0	0	0	0	1		4	
Town of Barkhamsted	ALS-Paramedic	1	0	0	1	43	2	47	0	0	0	0	0		47	
Town of Barkhamsted	Specialty Critical Care	0	0	0	0	3	0	3	0	0	0	0	0			
Town of Berlin	ALS-Paramedic	0	1	0	0	0	0	1	0	0	0	0	0		1	
Town of Bethany	BLS-Basic /EMT	0	0	0	0	1	0	1	0	0	0	0	0	1		
Town of Bethel	BLS-Basic /EMT	28	9	10	6	26	1	79	0	0	0	1	0	80		
Town of Bethlehem	ALS-Paramedic	0	0	0	0	4	0	4	0	0	0	0	0		4	
Town of Bethlehem	BLS-Basic /EMT	2	0	0	2	44	3	46	1	0	0	1	3	51		
Town of Bloomfield	ALS-Paramedic	1	0	0	1	22	0	23	0	0	0	1	0		24	
Town of Bloomfield	BLS-Basic /EMT	0	0	0	0	13	0	9	0	0	0	4	0	13		
Town of Bolton	BLS-Basic /EMT	2	0	0	2	18	0	22	0	0	0	0	0	22		
Town of Bolton	ALS-Paramedic	12	3	5	8	52	0	80	0	0	0	0	0		80	

		Minutes from Dispatch Notified to the Scene						Minutes from Dispatch Notified to Unit Notified by Dispatch								
CITY_NAME	Level of Response	<5	5	6	7	7+	N/A	<5	5	6	7	7+	N/A	Total BLS	Total ALS	TTL 1st Rspndr
Town of Bolton	Specialty Critical Care	0	0	0	0	1	0	1	0	0	0	0	0			
Town of Bozrah	BLS-Basic /EMT	14	7	6	9	104	48	139	0	0	0	0	49	188		
Town of Bozrah	ALS-Paramedic	0	0	0	1	17	2	20	0	0	0	0	0		20	
Town of Branford	Specialty Critical Care	0	0	0	1	2	0	3	0	0	0	0	0			
Town of Branford	ALS-Paramedic	192	255	327	394	1799	6	2648	53	37	15	219	1		2973	
Town of Branford	BLS-Basic /EMT	5	4	13	10	122	2	98	2	7	5	43	1	156		
Town of Bridgewater	BLS-Basic /EMT	3	0	0	3	60	15	66	0	0	0	0	15	81		
Town of Bridgewater	ALS-Paramedic	0	0	0	1	11	1	13	0	0	0	0	0		13	
Town of Bristol	BLS-Basic /EMT	123	27	26	36	232	114	427	9	1	1	17	103	558		
Town of Bristol	ALS-Paramedic	430	414	481	541	2660	1172	4186	59	36	19	312	1086		5698	
Town of Bristol	Specialty Critical Care	1	0	1	1	2	0	5	0	0	0	0	0			

		Minutes from Dispatch Notified to the Scene						Minutes from Dispatch Notified to Unit Notified by Dispatch								
CITY_NAME	Level of Response	<5	5	6	7	7+	N/A	<5	5	6	7	7+	N/A	Total BLS	Total ALS	TTL 1st Rspndr
Town of Brookfield	BLS-Basic /EMT	1	0	0	0	0	0	1	0	0	0	0	0	1		
Town of Brooklyn	ALS-Paramedic	1	0	0	0	1	0	2	0	0	0	0	0		2	
Town of Brooklyn	BLS-Basic /EMT	16	12	11	9	129	0	133	3	3	1	37	0	177		
Town of Burlington	ALS-Paramedic	0	0	2	0	2	1	4	0	0	0	0	1		5	
Town of Canaan	BLS-Basic /EMT	0	0	0	0	8	1	6	0	0	0	2	1	9		
Town of Canterbury	ALS-Paramedic	0	0	0	0	12	2	14	0	0	0	0	0		14	
Town of Canterbury	BLS-Basic /EMT	0	1	2	0	16	4	20	0	0	0	3	0	23		
Town of Canton	BLS-Basic /EMT	0	0	0	0	2	0	0	0	0	0	2	0	2		
Town of Canton	ALS-Paramedic	0	0	0	0	5	0	5	0	0	0	0	0		5	
Town of Chaplin	BLS-Basic /EMT	0	0	0	0	3	1	2	1	0	0	0	1	4		
Town of Charlemont	Specialty Critical Care	0	0	0	0	1	0	1	0	0	0	0	0			

		Minutes from Dispatch Notified to the Scene						Minutes from Dispatch Notified to Unit Notified by Dispatch								
CITY_NAME	Level of Response	<5	5	6	7	7+	N/A	<5	5	6	7	7+	N/A	Total BLS	Total ALS	TTL 1st Rspndr
Town of Cheshire	BLS-AEMT	0	1	1	1	2	0	5	0	0	0	0	0	5		
Town of Cheshire	BLS-Basic /EMT	25	13	15	14	186	23	264	1	4	1	3	3	276		
Town of Cheshire	ALS-Nurse	0	0	0	0	1	0	1	0	0	0	0	0		1	
Town of Cheshire	ALS-Paramedic	260	150	167	191	689	90	1521	9	3	3	10	1		1547	
Town of Cheshire	ALS-Community Paramedicine	0	0	0	3	3	0	6	0	0	0	0	0		6	
Town of Chester	ALS-Paramedic	2	0	0	0	0	0	2	0	0	0	0	0		2	
Town of Chester	Specialty Critical Care	0	0	0	0	1	0	1	0	0	0	0	0			
Town of Clinton	BLS-Basic /EMT	0	0	0	0	17	0	17	0	0	0	0	0	17		
Town of Clinton	ALS-Paramedic	0	0	0	0	5	0	5	0	0	0	0	0		5	
Town of Colchester	ALS-Paramedic	0	0	0	1	4	4	9	0	0	0	0	0		9	
Town of Colchester	BLS-First Responder/EMR	1	0	1	1	1	0	3	0	0	0	0	1			4

		Minutes from Dispatch Notified to the Scene						Minutes from Dispatch Notified to Unit Notified by Dispatch								
CITY_NAME	Level of Response	<5	5	6	7	7+	N/A	<5	5	6	7	7+	N/A	Total BLS	Total ALS	TTL 1st Rspndr
Town of Colchester	Specialty Critical Care	0	0	0	0	1	0	1	0	0	0	0	0			
Town of Colchester	BLS-Basic /EMT	66	42	40	29	209	198	373	6	5	1	1	198	584		
Town of Colebrook	ALS-Paramedic	0	1	1	0	8	1	11	0	0	0	0	0		11	
Town of Columbia	Specialty Critical Care	0	0	0	0	1	0	1	0	0	0	0	0			
Town of Cornwall	BLS-Basic /EMT	0	0	1	0	43	1	45	0	0	0	0	0	45		
Town of Coventry	ALS-Paramedic	0	0	0	2	16	0	18	0	0	0	0	0		18	
Town of Coventry	Specialty Critical Care	0	0	0	0	2	0	2	0	0	0	0	0			
Town of Coventry	BLS-Basic /EMT	0	0	0	0	1	0	1	0	0	0	0	0	1		
Town of Cromwell	BLS-Basic /EMT	1	0	0	0	1	0	2	0	0	0	0	0	2		
Town of Cromwell	ALS-Paramedic	0	1	0	1	4	0	6	0	0	0	0	0		6	
Town of Cromwell	Specialty Critical Care	0	0	0	0	1	0	1	0	0	0	0	0			

		Minutes from Dispatch Notified to the Scene						Minutes from Dispatch Notified to Unit Notified by Dispatch								
CITY_NAME	Level of Response	<5	5	6	7	7+	N/A	<5	5	6	7	7+	N/A	Total BLS	Total ALS	TTL 1st Rspndr
Town of Danbury	ALS-Paramedic	19	9	14	13	43	5	95	4	2	2	0	0		103	
Town of Danbury	BLS-Basic /EMT	9	2	2	4	19	0	35	1	0	0	0	0	36		
Town of Deep River	BLS-Basic /EMT	1	0	0	0	0	0	1	0	0	0	0	0	1		
Town of Durham	BLS-Basic /EMT	0	0	0	0	5	0	5	0	0	0	0	0	5		
Town of Durham	ALS-Paramedic	0	0	0	1	14	0	15	0	0	0	0	0		15	
Town of East Granby	ALS-Paramedic	43	22	15	31	156	50	268	0	0	0	1	48		317	
Town of East Granby	BLS-Basic /EMT	2	1	0	1	4	1	8	0	0	0	0	1	9		
Town of East Haddam	Specialty Critical Care	0	0	0	0	1	0	1	0	0	0	0	0			
Town of East Haddam	ALS-Paramedic	0	0	0	0	1	0	1	0	0	0	0	0		1	
Town of East Haddam	BLS-Basic /EMT	0	0	0	0	2	6	1	0	0	0	1	6	8		
Town of East Hampton	BLS-First Responder/EMR	0	0	0	0	0	1	0	0	0	0	0	1			1

		Minutes from Dispatch Notified to the Scene						Minutes from Dispatch Notified to Unit Notified by Dispatch								
CITY_NAME	Level of Response	<5	5	6	7	7+	N/A	<5	5	6	7	7+	N/A	Total BLS	Total ALS	TTL 1st Rspndr
Town of East Hampton	BLS-Basic /EMT	2	0	0	0	1	71	3	0	0	0	0	71	74		
Town of East Hampton	Specialty Critical Care	0	0	0	0	1	0	1	0	0	0	0	0			
Town of East Hartford	ALS-Paramedic	146	85	100	135	369	1	833	3	0	0	0	0		836	
Town of East Hartford	BLS-Basic /EMT	236	161	180	190	690	1	1452	0	1	1	4	0	1458		
Town of East Haven	ALS-Paramedic	47	45	54	59	109	3	306	4	2	2	2	1		317	
Town of East Haven	BLS-Basic /EMT	4	0	1	0	2	0	7	0	0	0	0	0	7		
Town of East Lyme	BLS-Basic /EMT	186	125	130	113	406	77	856	32	22	11	50	66	1037		
Town of East Windsor	ALS-Paramedic	47	50	50	67	215	1	388	14	7	6	15	0		430	
Town of East Windsor	BLS-Basic /EMT	10	8	9	16	46	1	85	1	2	1	1	0	90		
Town of East Windsor	ALS-AEMT	0	0	0	0	0	1	0	0	0	0	0	1		1	
Town of Eastford	BLS-Basic /EMT	0	0	0	2	64	10	65	0	0	0	1	10	76		

		Minutes from Dispatch Notified to the Scene						Minutes from Dispatch Notified to Unit Notified by Dispatch								
CITY_NAME	Level of Response	<5	5	6	7	7+	N/A	<5	5	6	7	7+	N/A	Total BLS	Total ALS	TTL 1st Rspndr
Town of Ellington	ALS-Paramedic	0	0	0	0	22	1	20	1	0	0	2	0		23	
Town of Ellington	Specialty Critical Care	0	0	0	0	1	0	1	0	0	0	0	0			
Town of Enfield	BLS-Basic /EMT	1	0	0	2	48	2	48	4	1	0	0	0	53		
Town of Enfield	ALS-Paramedic	11	3	4	4	242	16	272	1	3	2	2	0		280	
Town of Farmington	ALS-Paramedic	146	8	4	3	10	25	170	0	0	1	0	25		196	
Town of Farmington	BLS-Basic /EMT	24	2	1	1	4	4	30	0	0	0	2	4	36		
Town of Farmington	Specialty Critical Care	0	0	0	0	1	0	1	0	0	0	0	0			
Town of Franklin	BLS-Basic /EMT	1	0	1	0	1	0	3	0	0	0	0	0	3		
Town of Glastonbury	Specialty Critical Care	0	0	0	0	1	0	1	0	0	0	0	0			
Town of Glastonbury	BLS-Basic /EMT	57	85	113	141	1029	30	1435	0	0	0	3	17	1455		
Town of Glastonbury	ALS-Paramedic	77	25	23	18	100	0	240	2	0	1	0	0		243	

		Minutes from Dispatch Notified to the Scene						Minutes from Dispatch Notified to Unit Notified by Dispatch								
CITY_NAME	Level of Response	<5	5	6	7	7+	N/A	<5	5	6	7	7+	N/A	Total BLS	Total ALS	TTL 1st Rspndr
Town of Goshen	ALS-AEMT	0	0	0	0	1	0	1	0	0	0	0	0		1	
Town of Goshen	ALS-Paramedic	0	1	0	0	10	0	11	0	0	0	0	0		11	
Town of Goshen	Specialty Critical Care	0	0	0	0	1	0	1	0	0	0	0	0			
Town of Goshen	BLS-Basic /EMT	2	0	1	6	69	17	79	0	0	0	0	16	95		
Town of Granby	BLS-Basic /EMT	2	0	0	2	5	8	10	0	0	0	0	7	17		
Town of Granby	ALS-Paramedic	54	57	57	55	174	101	400	1	0	0	2	95		498	
Town of Granby	ALS-AEMT	0	0	0	0	1	0	1	0	0	0	0	0		1	
Town of Granville	ALS-Paramedic	0	0	0	0	1	0	1	0	0	0	0	0		1	
Town of Granville	Specialty Critical Care	0	0	0	0	1	0	1	0	0	0	0	0			
Town of Greenwich	ALS-Paramedic	1	0	1	0	0	0	2	0	0	0	0	0		2	
Town of Griswold	BLS-Basic /EMT	18	17	45	29	176	13	297	0	0	0	0	1	298		

		Minutes from Dispatch Notified to the Scene						Minutes from Dispatch Notified to Unit Notified by Dispatch								
CITY_NAME	Level of Response	<5	5	6	7	7+	N/A	<5	5	6	7	7+	N/A	Total BLS	Total ALS	TTL 1st Rspndr
Town of Griswold	ALS-Paramedic	0	0	0	1	52	9	62	0	0	0	0	0		62	
Town of Groton	BLS-Basic /EMT	8	6	5	5	144	64	125	9	6	12	40	40	232		
Town of Guilford	ALS-Paramedic	118	91	116	157	519	188	972	9	4	1	15	188		1189	
Town of Guilford	ALS-Physician	0	1	0	0	1	2	1	0	0	0	1	2		4	
Town of Guilford	BLS-AEMT	1	0	0	0	0	0	1	0	0	0	0	0	1		
Town of Guilford	BLS-Basic /EMT	4	1	4	0	10	1	15	2	2	0	0	1	20		
Town of Hampton	BLS-Basic /EMT	0	0	0	0	7	0	3	0	0	0	4	0	7		
Town of Hartford	ALS-Paramedic	1	0	1	0	4	1	4	0	0	0	2	1		7	
Town of Harwinton	ALS-Paramedic	2	3	1	0	5	1	12	0	0	0	0	0		12	
Town of Harwinton	Specialty Critical Care	0	0	0	0	1	0	1	0	0	0	0	0			
Town of Hebron	BLS-First Responder/EMR	0	0	0	0	1	0	1	0	0	0	0	0			1

		Minutes from Dispatch Notified to the Scene						Minutes from Dispatch Notified to Unit Notified by Dispatch								
CITY_NAME	Level of Response	<5	5	6	7	7+	N/A	<5	5	6	7	7+	N/A	Total BLS	Total ALS	TTL 1st Rspndr
Town of Hebron	BLS-Basic /EMT	0	0	0	0	4	1	4	0	0	0	0	1	5		
Town of Hebron	ALS-Paramedic	0	0	0	0	3	0	3	0	0	0	0	0		3	
Town of Kent	ALS-Paramedic	1	0	0	0	24	7	32	0	0	0	0	0		32	
Town of Kent	Specialty Critical Care	0	0	0	0	2	0	2	0	0	0	0	0			
Town of Kent	BLS-Basic /EMT	0	0	0	0	2	0	2	0	0	0	0	0	2		
Town of Killingworth	Specialty Critical Care	0	0	0	0	1	0	1	0	0	0	0	0			
Town of Lebanon	ALS-Paramedic	0	0	0	0	5	1	6	0	0	0	0	0		6	
Town of Lebanon	Specialty Critical Care	0	0	0	0	1	0	1	0	0	0	0	0			
Town of Lebanon	BLS-Basic /EMT	0	0	0	0	6	4	6	0	0	0	0	4	10		
Town of Ledyard	BLS-Basic /EMT	94	53	66	56	143	12	422	0	0	0	0	2	424		
Town of Ledyard	ALS-Paramedic	235	29	18	15	98	9	403	0	0	0	1	0		404	
Town of Lisbon	BLS-Basic /EMT	5	5	0	9	15	7	41	0	0	0	0	0	41		

		Minutes from Dispatch Notified to the Scene						Minutes from Dispatch Notified to Unit Notified by Dispatch								
CITY_NAME	Level of Response	<5	5	6	7	7+	N/A	<5	5	6	7	7+	N/A	Total BLS	Total ALS	TTL 1st Rspndr
Town of Lisbon	ALS-Paramedic	0	0	0	1	16	1	18	0	0	0	0	0		18	
Town of Litchfield	Specialty Critical Care	0	0	0	0	1	0	1	0	0	0	0	0			
Town of Litchfield	BLS-Basic /EMT	0	0	0	0	1	0	0	0	0	0	1	0	1		
Town of Litchfield	ALS-Paramedic	1	0	3	5	32	14	55	0	0	0	0	0		55	
Town of Litchfield	ALS-AEMT	0	0	0	0	2	0	2	0	0	0	0	0		2	
Town of Lyme	BLS-Basic /EMT	0	0	0	0	1	0	1	0	0	0	0	0	1		
Town of Madison	BLS-Basic /EMT	0	0	0	0	1	0	1	0	0	0	0	0	1		
Town of Madison	ALS-Paramedic	0	0	1	0	10	0	11	0	0	0	0	0		11	
Town of Manchester	BLS-Basic /EMT	301	194	214	177	680	0	1539	5	5	3	14	0	1566		
Town of Manchester	BLS-First Responder/EMR	0	1	0	0	1	0	2	0	0	0	0	0			2
Town of Manchester	ALS-Paramedic	632	536	726	677	1814	0	4063	89	31	34	168	0		4385	
Town of Mansfield	Specialty Critical Care	0	0	0	0	1	0	1	0	0	0	0	0			

		Minutes from Dispatch Notified to the Scene						Minutes from Dispatch Notified to Unit Notified by Dispatch								
CITY_NAME	Level of Response	<5	5	6	7	7+	N/A	<5	5	6	7	7+	N/A	Total BLS	Total ALS	TTL 1st Rspndr
Town of Marlborough	ALS-Paramedic	1	0	0	0	9	0	6	0	0	0	4	0		10	
Town of Marlborough	BLS-Basic /EMT	0	0	0	0	7	6	6	1	0	0	0	6	13		
Town of Marlborough	Specialty Critical Care	0	0	0	0	1	0	1	0	0	0	0	0			
Town of Middlebury	ALS-Paramedic	0	0	2	1	28	1	31	1	0	0	0	0		32	
Town of Middlebury	BLS-Basic /EMT	0	0	0	0	5	4	4	1	0	0	0	4	9		
Town of Middletown	BLS-Basic /EMT	16	0	0	0	2	0	18	0	0	0	0	0	18		
Town of Milford	BLS- Intermediate	0	0	1	2	1	0	4	0	0	0	0	0	4		
Town of Milford	ALS-Paramedic	116	154	268	347	1151	1	1928	44	20	7	38	0		2037	
Town of Milford	BLS-Basic /EMT	32	54	86	120	370	1	629	16	8	1	9	0	663		
Town of Milford	BLS-First Responder/EMR	1	0	0	2	2	0	5	0	0	0	0	0			5
Town of Milford	BLS-AEMT	0	2	4	2	11	0	18	1	0	0	0	0	19		

		Minutes from Dispatch Notified to the Scene						Minutes from Dispatch Notified to Unit Notified by Dispatch								
CITY_NAME	Level of Response	<5	5	6	7	7+	N/A	<5	5	6	7	7+	N/A	Total BLS	Total ALS	TTL 1st Rspndr
Town of Montville	ALS-Paramedic	0	0	0	1	1	0	2	0	0	0	0	0		2	
Town of Montville	BLS-Basic /EMT	2	2	0	1	11	2	17	0	0	0	0	1	18		
Town of Morris	ALS-Paramedic	0	0	0	0	14	8	22	0	0	0	0	0		22	
Town of Naugatuck	ALS-Paramedic	0	0	0	0	10	3	9	0	1	0	1	2		13	
Town of Naugatuck	BLS-Basic /EMT	0	0	0	0	12	8	8	0	0	1	4	7	20		
Town of New Britain	ALS-Paramedic	1	0	0	0	5	0	6	0	0	0	0	0		6	
Town of New Britain	BLS-Basic /EMT	0	0	0	0	1	1	1	0	0	0	0	1	2		
Town of New Fairfield	ALS-Paramedic	0	0	0	0	1	0	1	0	0	0	0	0		1	
Town of New Hartford	ALS-Paramedic	0	1	1	1	44	7	54	0	0	0	0	0		54	
Town of New Haven	BLS-Basic /EMT	1	0	0	0	0	0	1	0	0	0	0	0	1		
Town of New Haven	ALS-Paramedic	1	0	2	0	1	0	4	0	0	0	0	0		4	

		Minutes from Dispatch Notified to the Scene						Minutes from Dispatch Notified to Unit Notified by Dispatch								
CITY_NAME	Level of Response	<5	5	6	7	7+	N/A	<5	5	6	7	7+	N/A	Total BLS	Total ALS	TTL 1st Rspndr
Town of New London	ALS-Community Paramedicine	1	0	0	0	0	0	1	0	0	0	0	0		1	
Town of New London	ALS- Intermediate	1	0	0	0	0	1	1	0	0	0	0	1		2	
Town of New London	BLS-First Responder/EMR	8	1	0	0	3	0	12	0	0	0	0	0			12
Town of New London	BLS-AEMT	10	3	2	2	0	1	16	0	0	0	0	2	18		
Town of New London	ALS-Paramedic	41	19	5	6	6	6	77	0	0	0	0	6		83	
Town of New London	BLS-Basic /EMT	1592	525	339	210	321	277	2977	1	0	0	3	283	3264		
Town of New Milford	BLS-First Responder/EMR	1	0	1	0	0	1	2	0	0	0	0	1			3
Town of New Milford	BLS-Basic /EMT	2	0	1	1	17	2	21	0	0	0	0	2	23		
Town of New Milford	ALS-Paramedic	17	8	15	16	70	10	135	1	0	0	0	0		136	
Town of Newington	BLS-Basic /EMT	0	0	0	0	8	0	5	0	1	0	2	0	8		
Town of Newington	ALS-Paramedic	1	0	0	0	6	0	7	0	0	0	0	0		7	

		Minutes from Dispatch Notified to the Scene						Minutes from Dispatch Notified to Unit Notified by Dispatch								
CITY_NAME	Level of Response	<5	5	6	7	7+	N/A	<5	5	6	7	7+	N/A	Total BLS	Total ALS	TTL 1st Rspndr
Town of Newtown	ALS-Paramedic	4	1	0	4	64	1	74	0	0	0	0	0		74	
Town of Newtown	BLS-Basic /EMT	1	0	0	0	28	1	28	1	0	0	1	0	30		
Town of Norfolk	ALS-Paramedic	0	0	0	0	14	1	15	0	0	0	0	0		15	
Town of North Branford	BLS-Basic /EMT	0	0	1	1	30	7	35	3	0	0	1	0	39		
Town of North Branford	ALS-Paramedic	3	2	3	9	466	6	467	3	2	2	15	0		489	
Town of North Canaan	BLS-Basic /EMT	0	0	0	0	0	1	0	0	0	0	0	1	1		
Town of North Haven	ALS-Paramedic	2	3	5	7	189	0	206	0	0	0	0	0		206	
Town of North Haven	BLS-Basic /EMT	26	0	5	2	268	2	302	0	0	0	0	1	303		
Town of North Haven	ALS-Nurse	0	0	0	0	5	0	5	0	0	0	0	0		5	
Town of Stonington	BLS-Basic /EMT	1	0	0	0	11	5	6	1	0	0	8	2	17		

		Minutes from Dispatch Notified to the Scene						Minutes from Dispatch Notified to Unit Notified by Dispatch								
CITY_NAME	Level of Response	<5	5	6	7	7+	N/A	<5	5	6	7	7+	N/A	Total BLS	Total ALS	TTL 1st Rspndr
Town of North Stonington	ALS-Paramedic	2	1	2	8	33	2	48	0	0	0	0	0		48	
Town of Norwich	ALS-Paramedic	0	0	0	0	0	2	2	0	0	0	0	0		2	
Town of Old Lyme	BLS-Basic /EMT	10	6	8	12	190	101	216	1	5	3	6	96	327		
Town of Old Lyme	ALS- Intermediate	0	0	0	0	1	0	1	0	0	0	0	0		1	
Town of Old Saybrook	BLS-Basic /EMT	0	0	0	0	1	2	1	0	0	0	0	2	3		
Town of Orange	ALS-Paramedic	1	0	0	0	3	0	3	0	1	0	0	0		4	
Town of Oxford	ALS-Paramedic	0	0	0	0	1	1	2	0	0	0	0	0		2	
Town of Plainfield	ALS-Paramedic	2	1	1	0	26	17	41	0	1	0	5	0		47	
Town of Plainfield	BLS-Basic /EMT	2	0	2	2	37	3	43	1	0	0	2	0	46		
Town of Plainfield	Specialty Critical Care	0	0	0	0	1	0	1	0	0	0	0	0			
Town of Plainville	ALS-Paramedic	1	0	0	0	1	0	2	0	0	0	0	0		2	

		Minutes from Dispatch Notified to the Scene						Minutes from Dispatch Notified to Unit Notified by Dispatch								
CITY_NAME	Level of Response	<5	5	6	7	7+	N/A	<5	5	6	7	7+	N/A	Total BLS	Total ALS	TTL 1st Rspndr
Town of Plymouth	BLS-Basic /EMT	0	0	0	0	0	1	0	0	0	0	0	1	1		
Town of Plymouth	ALS-Paramedic	0	0	1	0	9	3	9	0	0	0	2	2		13	
Town of Pomfret	BLS-Basic /EMT	0	0	0	0	1	0	0	0	0	0	1	0	1		
Town of Preston	BLS-Basic /EMT	0	1	0	1	7	2	11	0	0	0	0	0	11		
Town of Preston	ALS-Paramedic	0	0	3	2	53	8	66	0	0	0	0	0		66	
Town of Prospect	BLS-Basic /EMT	0	0	2	6	81	11	91	1	1	1	6	0	100		
Town of Prospect	ALS-Community Paramedicine	0	0	0	0	2	0	2	0	0	0	0	0		2	
Town of Prospect	BLS-AEMT	0	0	0	0	3	1	2	0	0	0	2	0	4		
Town of Prospect	ALS-Paramedic	1	1	4	10	137	19	161	5	2	0	3	1		172	
Town of Putnam	BLS-Basic /EMT	0	0	0	1	0	0	1	0	0	0	0	0	1		
Town of Putnam	ALS-Paramedic	1	0	0	0	0	0	1	0	0	0	0	0		1	

		Minutes from Dispatch Notified to the Scene						Minutes from Dispatch Notified to Unit Notified by Dispatch								
CITY_NAME	Level of Response	<5	5	6	7	7+	N/A	<5	5	6	7	7+	N/A	Total BLS	Total ALS	TTL 1st Rspndr
Town of Rocky Hill	BLS-Basic /EMT	9	3	4	8	54	1	72	0	2	2	2	1	79		
Town of Rocky Hill	ALS-Paramedic	218	122	97	102	334	0	871	0	0	0	2	0		873	
Town of Roxbury	BLS-Basic /EMT	0	0	0	0	6	0	5	0	0	0	1	0	6		
Town of Roxbury	ALS-Paramedic	0	0	0	0	11	2	13	0	0	0	0	0		13	
Town of Salem	ALS-Paramedic	0	0	0	0	4	2	5	0	0	0	0	1		6	
Town of Salem	BLS-Basic /EMT	0	0	0	0	3	3	3	0	0	0	1	2	6		
Town of Salisbury	BLS-First Responder/EMR	1	0	0	0	5	1	6	0	0	0	0	1			7
Town of Salisbury	BLS-Basic /EMT	10	4	3	1	159	38	189	0	0	0	0	26	215		
Town of Sharon	BLS-Basic /EMT	19	8	13	18	131	23	187	0	0	0	2	23	212		
Town of Sherman	ALS-Paramedic	0	0	0	1	20	0	21	0	0	0	0	0		21	
Town of Simsbury	ALS-Paramedic	4	1	1	2	72	29	87	1	0	0	0	21		109	

		Minutes from Dispatch Notified to the Scene						Minutes from Dispatch Notified to Unit Notified by Dispatch								
CITY_NAME	Level of Response	<5	5	6	7	7+	N/A	<5	5	6	7	7+	N/A	Total BLS	Total ALS	TTL 1st Rspndr
Town of Simsbury	BLS-Basic /EMT	0	0	0	0	1	1	1	0	0	0	1	0	2		
Town of Simsbury	Specialty Critical Care	0	0	0	0	2	0	2	0	0	0	0	0			
Town of Somers	ALS-Paramedic	0	0	0	5	17	0	22	0	0	0	0	0		22	
Town of Somers	Specialty Critical Care	0	0	0	0	1	0	1	0	0	0	0	0			
Town of Somers	BLS-Basic /EMT	9	6	6	9	70	0	98	1	0	0	0	1	100		
Town of South Windsor	ALS-Paramedic	215	119	130	109	308	1	880	1	0	0	1	0		882	
Town of South Windsor	BLS-Basic /EMT	12	2	2	7	44	0	66	0	0	0	1	0	67		
Town of Southbury	ALS- Intermediate	0	0	0	0	2	0	2	0	0	0	0	0		2	
Town of Southbury	ALS-Paramedic	5	2	3	2	238	59	286	13	5	1	3	1		309	
Town of Southbury	BLS-Basic /EMT	1	0	0	0	13	4	11	0	0	0	3	4	18		

		Minutes from Dispatch Notified to the Scene						Minutes from Dispatch Notified to Unit Notified by Dispatch								
CITY_NAME	Level of Response	<5	5	6	7	7+	N/A	<5	5	6	7	7+	N/A	Total BLS	Total ALS	TTL 1st Rspndr
Town of Southbury	BLS-AEMT	0	0	0	0	1	0	1	0	0	0	0	0	1		
Town of Southington	ALS-Paramedic	0	0	0	0	3	0	2	0	0	0	1	0		3	
Town of Southington	BLS-Basic /EMT	0	0	0	0	0	1	0	0	0	0	0	1	1		
Town of Southwick	ALS-Paramedic	0	0	0	0	1	0	1	0	0	0	0	0		1	
Town of Stafford	BLS-Basic /EMT	0	0	0	0	2	0	1	0	0	0	1	0	2		
Town of Stonington	BLS-Basic /EMT	56	17	21	26	182	74	320	3	0	0	1	52	376		
Town of Stonington	BLS-First Responder/EMR	0	0	1	0	2	1	3	0	0	0	0	1			4
Town of Stonington	ALS-Paramedic	0	0	0	0	1	1	2	0	0	0	0	0		2	
Town of Stratford	BLS-Basic /EMT	0	0	0	0	1	0	1	0	0	0	0	0	1		
Town of Stratford	ALS-Paramedic	0	0	0	0	4	0	4	0	0	0	0	0		4	
Town of Suffield	BLS-Basic /EMT	2	4	2	5	80	5	78	2	3	1	10	4	98		

		Minutes from Dispatch Notified to the Scene						Minutes from Dispatch Notified to Unit Notified by Dispatch								
CITY_NAME	Level of Response	<5	5	6	7	7+	N/A	<5	5	6	7	7+	N/A	Total BLS	Total ALS	TTL 1st Rspndr
Town of Suffield	ALS-Physician	0	0	0	0	1	0	1	0	0	0	0	0		1	
Town of Suffield	ALS- Intermediate	0	1	1	1	9	1	10	1	1	0	0	1		13	
Town of Suffield	ALS-AEMT	5	3	2	2	45	2	46	1	1	2	8	1		59	
Town of Suffield	ALS-Paramedic	15	20	49	65	454	38	532	26	10	11	33	29		641	
Town of Suffield	BLS-AEMT	0	0	0	0	11	1	6	2	0	1	3	0	12		
Town of Thomaston	ALS-Paramedic	0	0	0	0	0	2	0	0	0	0	0	2		2	
Town of Thomaston	BLS-Basic /EMT	1	0	0	0	1	3	1	0	0	0	2	2	5		
Town of Tolland	ALS- Intermediate	0	0	0	0	1	0	1	0	0	0	0	0		1	
Town of Tolland	ALS-Paramedic	0	0	0	0	11	0	11	0	0	0	0	0		11	
Town of Tolland	Specialty Critical Care	0	0	0	0	2	0	2	0	0	0	0	0			
Town of Tolland	BLS-Basic /EMT	1	0	0	0	4	0	5	0	0	0	0	0	5		

		Minutes from Dispatch Notified to the Scene						Minutes from Dispatch Notified to Unit Notified by Dispatch								
CITY_NAME	Level of Response	<5	5	6	7	7+	N/A	<5	5	6	7	7+	N/A	Total BLS	Total ALS	TTL 1st Rspndr
Town of Vernon	ALS-Paramedic	0	0	0	1	0	0	1	0	0	0	0	0		1	
Town of Vernon	Specialty Critical Care	0	0	0	0	1	0	1	0	0	0	0	0			
Town of Voluntown	ALS-Paramedic	0	0	0	0	15	2	16	0	0	0	0	1		17	
Town of Voluntown	BLS-Basic /EMT	0	0	0	0	25	2	27	0	0	0	0	0	27		
Town of Wallingford	ALS-Paramedic	0	0	0	0	1	0	1	0	0	0	0	0		1	
Town of Wallingford	Specialty Critical Care	0	0	0	0	1	0	1	0	0	0	0	0			
Town of Warren	ALS-Paramedic	0	0	0	0	3	0	3	0	0	0	0	0		3	
Town of Washington	ALS-Paramedic	0	0	0	0	8	2	10	0	0	0	0	0		10	
Town of Waterbury	BLS-Basic /EMT	0	0	0	0	2	0	2	0	0	0	0	0	2		
Town of Waterbury	ALS-Paramedic	0	1	0	0	5	5	6	0	0	0	0	5		11	
Town of Waterford	BLS-Basic /EMT	308	250	262	219	446	367	1450	15	10	5	14	358	1852		

		Minutes from Dispatch Notified to the Scene						Minutes from Dispatch Notified to Unit Notified by Dispatch								
CITY_NAME	Level of Response	<5	5	6	7	7+	N/A	<5	5	6	7	7+	N/A	Total BLS	Total ALS	TTL 1st Rspndr
Town of Watertown	ALS-Paramedic	0	0	1	0	4	0	5	0	0	0	0	0		5	
Town of Watertown	BLS-Basic /EMT	0	0	0	0	7	1	7	0	0	0	0	1	8		
Town of West Hartford	ALS-Paramedic	235	239	266	246	662	519	1459	22	15	12	137	522		2167	
Town of West Hartford	BLS-Basic /EMT	3	0	0	0	18	0	18	0	1	0	2	0	21		
Town of West Haven	BLS-First Responder/EMR	0	0	0	0	1	0	0	0	0	0	1	0			1
Town of West Haven	ALS-Paramedic	219	255	331	344	812	14	1789	44	20	11	111	0		1975	
Town of West Haven	BLS-Basic /EMT	23	19	22	25	80	5	162	1	1	1	9	0	174		
Town of Wethersfield	ALS-Paramedic	364	152	163	111	293	0	1083	0	0	0	0	0		1083	
Town of Wethersfield	BLS-Basic /EMT	22	13	14	8	82	0	138	0	0	0	1	0	139		
Town of Willington	ALS-Paramedic	0	0	0	0	4	0	4	0	0	0	0	0		4	
Town of Willington	BLS-Basic /EMT	0	0	0	0	6	4	6	0	0	0	0	4	10		

		Minutes from Dispatch Notified to the Scene						Minutes from Dispatch Notified to Unit Notified by Dispatch								
CITY_NAME	Level of Response	<5	5	6	7	7+	N/A	<5	5	6	7	7+	N/A	Total BLS	Total ALS	TTL 1st Rspndr
Town of Winchester	ALS-Paramedic	0	0	0	0	1	0	0	0	0	0	1	0		1	
Town of Windham	BLS-Basic /EMT	2	0	0	0	0	0	2	0	0	0	0	0	2		
Town of Windham	Specialty Critical Care	0	0	0	0	2	0	2	0	0	0	0	0			
Town of Windsor	ALS-Intermediate	1	0	0	0	3	0	4	0	0	0	0	0		4	
Town of Windsor	BLS-AEMT	0	0	0	0	1	0	1	0	0	0	0	0	1		
Town of Windsor	ALS-Physician	0	0	0	0	1	0	1	0	0	0	0	0		1	
Town of Windsor	ALS-Community Paramedicine	0	0	0	1	1	0	2	0	0	0	0	0		2	
Town of Windsor	ALS-Paramedic	128	114	168	197	1022	446	1583	18	7	4	37	426		2075	
Town of Windsor	BLS-Basic /EMT	25	12	13	21	198	35	254	6	0	2	8	34	304		
Town of Windsor Locks	BLS-Basic /EMT	5	3	1	4	25	1	37	1	0	0	1	0	39		

		Minutes from Dispatch Notified to the Scene						Minutes from Dispatch Notified to Unit Notified by Dispatch								
CITY_NAME	Level of Response	<5	5	6	7	7+	N/A	<5	5	6	7	7+	N/A	Total BLS	Total ALS	TTL 1st Rspndr
Town of Windsor Locks	ALS-Paramedic	225	43	40	35	202	56	553	1	0	0	5	42		601	
Town of Wolcott	ALS-Paramedic	81	34	91	103	615	258	929	12	1	0	7	233		1182	
Town of Wolcott	BLS-AEMT	0	1	1	0	1	0	3	0	0	0	0	0	3		
Town of Wolcott	ALS-AEMT	0	0	0	1	0	0	1	0	0	0	0	0		1	
Town of Wolcott	BLS-First Responder/EMR	1	0	0	0	0	0	1	0	0	0	0	0			1
Town of Wolcott	BLS-Basic /EMT	2	3	6	6	23	33	39	0	0	1	0	33	73		
Town of Woodbury	BLS-Basic /EMT	0	0	0	0	5	1	6	0	0	0	0	0	6		
Town of Woodbury	BLS-AEMT	0	0	0	0	1	0	1	0	0	0	0	0	1		
Town of Woodbury	ALS-Paramedic	1	0	0	0	29	0	29	0	1	0	0	0		30	
Trumbull	ALS-Nurse	0	0	0	0	0	3	0	0	0	0	0	3		3	
Trumbull	BLS-First Responder/EMR	0	0	0	0	0	1	0	0	0	0	0	1			1
Trumbull	ALS-Paramedic	5	2	4	12	162	2091	234	3	3	0	6	2030		2276	

		Minutes from Dispatch Notified to the Scene						Minutes from Dispatch Notified to Unit Notified by Dispatch								
CITY_NAME	Level of Response	<5	5	6	7	7+	N/A	<5	5	6	7	7+	N/A	Total BLS	Total ALS	TTL 1st Rspndr
Trumbull	ALS-Intermediate	0	0	0	0	0	1	0	0	0	0	0	1		1	
Trumbull	BLS-Basic /EMT	1	0	0	0	3	1332	4	0	0	0	0	1332	1336		
Uncasville	BLS-Basic /EMT	629	151	99	48	173	708	1019	25	24	19	57	664	1808		
Uncasville	ALS-Paramedic	177	61	49	26	87	13	359	7	7	8	29	3		413	
Union	BLS-Basic /EMT	0	0	0	0	10	7	10	0	0	0	0	7	17		
Union	ALS-Paramedic	0	0	0	0	2	2	4	0	0	0	0	0		4	
Unionville	ALS-Paramedic	0	0	1	2	9	0	12	0	0	0	0	0		12	
Vernon	BLS-Basic /EMT	201	133	150	206	1181	649	1886	10	5	6	22	591	2520		
Vernon	ALS-Paramedic	189	80	93	115	330	37	814	2	7	2	16	3		844	
Versailles	BLS-Basic /EMT	0	0	0	0	0	2	0	0	0	0	0	2	2		
Versailles	ALS-Paramedic	0	0	0	0	0	1	1	0	0	0	0	0		1	
Voluntown	BLS-Basic /EMT	0	0	0	0	0	340	0	0	0	0	0	340	340		
Wallingford	BLS-Basic /EMT	63	7	11	8	683	305	783	0	0	0	0	294	1077		
Wallingford	ALS-Physician	0	0	0	0	1	3	1	0	0	0	0	3		4	
Wallingford	ALS-Paramedic	10	7	19	24	560	2793	633	0	0	0	1	2779		3413	
Wallingford	ALS-Nurse	0	0	0	0	4	0	4	0	0	0	0	0		4	
Warehouse Point	BLS-Basic /EMT	8	8	7	4	32	1	50	7	0	2	1	0	60		
Warehouse Point	ALS-Paramedic	25	32	44	39	121	0	247	5	5	0	4	0		261	
Warren	BLS-Basic /EMT	0	0	0	0	3	67	3	0	0	0	0	67	70		

		Minutes from Dispatch Notified to the Scene						Minutes from Dispatch Notified to Unit Notified by Dispatch								
CITY_NAME	Level of Response	<5	5	6	7	7+	N/A	<5	5	6	7	7+	N/A	Total BLS	Total ALS	TTL 1st Rspndr
Warren	BLS-Paramedic	0	0	0	0	1	0	1	0	0	0	0	0	1		
Washington	BLS-Basic /EMT	0	0	0	0	1	222	1	0	0	0	0	222	223		
Waterbury	BLS-Basic /EMT	0	0	0	0	1	71	1	0	0	0	0	71	72		
Waterbury	ALS-Paramedic	748	608	856	928	3578	183	6469	131	89	43	168	1		6901	
Waterford	ALS-Paramedic	27	12	28	25	84	396	214	0	0	0	0	358		572	
Watertown	ALS-Paramedic	13	16	58	75	1004	52	1145	24	14	9	26	0		1218	
Watertown	BLS-Basic /EMT	0	0	0	0	0	2	0	0	0	0	0	2	2		
Wauregan	BLS-Basic /EMT	3	5	2	3	53	27	60	2	1	3	3	24	93		
Wauregan	ALS-Paramedic	0	0	0	0	0	16	0	0	0	0	0	16		16	
Weatogue	ALS-Paramedic	2	0	0	0	2	77	4	0	0	0	0	77		81	
Weatogue	BLS-Basic /EMT	0	0	0	0	0	13	0	0	0	0	0	13	13		
West Cornwall	BLS-Basic /EMT	0	0	2	0	18	0	20	0	0	0	0	0	20		
West Granby	ALS-Paramedic	0	0	0	1	20	8	18	0	0	1	2	8		29	
West Granby	BLS-Basic /EMT	0	0	0	0	1	3	1	0	0	0	0	3	4		
West Hartford	BLS-Basic /EMT	3	0	0	0	0	0	3	0	0	0	0	0	3		
West Hartford	ALS-Paramedic	721	748	926	970	3584	151	6942	50	35	16	50	7		7100	
West Hartland	BLS-Basic /EMT	0	0	0	0	2	8	2	0	0	0	0	8	10		
West Hartland	ALS-Paramedic	0	0	0	0	2	0	2	0	0	0	0	0		2	

		Minutes from Dispatch Notified to the Scene						Minutes from Dispatch Notified to Unit Notified by Dispatch								
CITY_NAME	Level of Response	<5	5	6	7	7+	N/A	<5	5	6	7	7+	N/A	Total BLS	Total ALS	TTL 1st Rspndr
West Haven	BLS-Basic /EMT	8	10	8	15	133	0	165	2	3	3	1	0	174		
West Haven	ALS-Paramedic	455	456	616	693	3808	80	5712	86	55	38	208	9		6108	
West Mystic	BLS-Basic /EMT	0	0	0	0	1	0	0	1	0	0	0	0	1		
West Redding	BLS-Basic /EMT	0	0	0	0	0	57	0	0	0	0	0	57	57		
West Redding	ALS-Paramedic	0	0	0	0	0	35	0	0	0	0	0	35		35	
West Redding	BLS-Intermediate	0	0	0	0	0	2	0	0	0	0	0	2	2		
West Simsbury	ALS-Paramedic	0	0	0	0	2	72	3	0	0	0	0	71		74	
West Simsbury	BLS-Basic /EMT	0	0	0	0	0	12	0	0	0	0	0	12	12		
West Suffield	ALS-Intermediate	0	0	0	0	1	1	1	0	0	0	0	1		2	
West Suffield	BLS-Basic /EMT	0	0	0	0	4	1	1	0	0	0	3	1	5		
West Suffield	ALS-Paramedic	1	0	1	1	32	14	34	0	0	0	2	13		49	
West Suffield	ALS-AEMT	0	0	0	0	4	0	2	1	0	0	1	0		4	
West Thompson	ALS-Paramedic	0	0	0	0	0	3	0	0	0	0	0	3		3	
West Woodstock	BLS-Basic /EMT	0	0	0	0	4	1	4	0	0	0	0	1	5		
Westbrook	ALS-Paramedic	24	4	3	3	690	85	725	0	0	0	3	81		809	
Westbrook	ALS-Nurse	0	0	0	0	15	0	15	0	0	0	0	0		15	
Westbrook	BLS-Basic /EMT	11	3	5	4	322	341	343	1	0	0	1	341	686		

		Minutes from Dispatch Notified to the Scene						Minutes from Dispatch Notified to Unit Notified by Dispatch								
CITY_NAME	Level of Response	<5	5	6	7	7+	N/A	<5	5	6	7	7+	N/A	Total BLS	Total ALS	TTL 1st Rspndr
Westerly	ALS-Paramedic	0	0	0	0	1	0	1	0	0	0	0	0		1	
Westfield	ALS-Paramedic	0	0	0	0	1	0	1	0	0	0	0	0		1	
Weston	BLS-Basic /EMT	16	1	5	9	310	18	340	2	2	0	4	11	359		
Weston	ALS-Paramedic	0	0	0	0	3	220	4	0	0	0	0	219		223	
Weston	BLS-AEMT	0	0	0	0	0	1	0	0	0	0	0	1	1		
Westport	BLS-AEMT	0	0	0	0	3	13	1	1	0	0	1	13	16		
Westport	ALS-Paramedic	4	5	1	6	135	1544	120	11	8	9	25	1522		1695	
Westport	BLS-Basic /EMT	5	0	1	2	20	256	25	0	1	1	3	254	284		
Westport	ALS-AEMT	0	0	0	0	2	19	1	0	1	0	0	19		21	
Westport	ALS-Physician	0	0	0	0	0	1	0	0	0	0	0	1		1	
Wethersfield	BLS-Basic /EMT	15	2	3	3	10	236	34	0	0	0	0	235	269		
Wethersfield	ALS-Paramedic	5	0	0	0	1	0	6	0	0	0	0	0		6	
Willimantic	ALS-Paramedic	310	107	70	34	133	27	665	1	0	0	13	2		681	
Willimantic	BLS-Basic /EMT	2	1	0	0	8	1147	7	0	0	0	4	1147	1158		
Willimantic	BLS-AEMT	0	0	0	0	0	1	0	0	0	0	0	1	1		
Wilson	ALS-Paramedic	0	0	0	0	2	1	2	0	0	0	0	1		3	
Wilton	ALS-Paramedic	0	0	1	0	2	455	4	0	0	0	0	454		458	
Wilton	BLS-Basic /EMT	4	0	1	0	7	821	13	0	0	0	0	820	833		
Wilton	ALS-Community Paramedicine	0	0	0	0	0	1	0	0	0	0	0	1		1	
Winchester Center	BLS-Basic /EMT	0	0	0	0	0	2	0	0	0	0	0	2	2		

		Minutes from Dispatch Notified to the Scene						Minutes from Dispatch Notified to Unit Notified by Dispatch								
CITY_NAME	Level of Response	<5	5	6	7	7+	N/A	<5	5	6	7	7+	N/A	Total BLS	Total ALS	TTL 1st Rspndr
Windham	BLS-Basic /EMT	0	0	0	0	2	597	2	0	0	0	0	597	599		
Windham	ALS-Paramedic	26	8	32	29	125	5	223	0	0	0	2	0		225	
Windsor	BLS-Basic /EMT	0	0	0	0	0	1	0	0	0	0	0	1	1		
Windsor	ALS-Paramedic	5	1	0	5	46	39	44	3	4	2	5	38		96	
Windsor Locks	BLS-Basic /EMT	9	0	3	1	2	44	15	0	0	0	0	44	59		
Windsor Locks	ALS-Paramedic	118	26	10	3	7	641	163	0	0	0	1	641		805	
Winsted	BLS-First Responder/EMR	0	0	0	0	0	8	0	0	0	0	0	8			8
Winsted	BLS-Basic /EMT	20	12	11	10	35	756	82	0	1	0	5	756	844		
Winsted	ALS-Paramedic	67	20	19	15	119	18	230	2	4	3	11	8		258	
Winthrop	BLS-Basic /EMT	0	0	0	0	0	2	0	0	0	0	0	2	2		
Wolcott	ALS-Paramedic	0	0	1	0	0	0	1	0	0	0	0	0		1	
Wolcott	BLS-Basic /EMT	0	0	0	0	1	0	1	0	0	0	0	0	1		
Woodbridge	BLS-Basic /EMT	156	126	114	72	85	12	564	0	0	0	1	0	565		
Woodbridge	ALS-Paramedic	66	50	64	51	356	6	584	5	1	2	1	0		593	
Woodbury	ALS-Paramedic	0	0	0	0	153	13	164	0	1	0	0	1		166	
Woodbury	BLS-Basic /EMT	0	0	0	0	0	416	0	0	0	0	0	416	416		
Woodstock	ALS-Paramedic	0	0	0	0	4	73	4	0	0	0	0	73		77	
Woodstock	BLS-Basic /EMT	37	14	17	20	176	63	258	2	2	1	7	57	327		
Woodstock Valley	ALS-Paramedic	0	0	0	0	0	6	0	0	0	0	0	6		6	

		Minutes from Dispatch Notified to the Scene						Minutes from Dispatch Notified to Unit Notified by Dispatch								
CITY_NAME	Level of Response	<5	5	6	7	7+	N/A	<5	5	6	7	7+	N/A	Total BLS	Total ALS	TTL 1st Rspndr
Woodstock Valley	BLS-Basic /EMT	0	0	0	0	5	1	5	0	0	0	0	1	6		
Yalesville	ALS-Paramedic	0	0	0	0	0	84	0	0	0	0	0	84		84	
Yalesville	BLS-Basic /EMT	0	0	0	0	0	6	0	0	0	0	0	6	6		
Yantic	BLS-Basic /EMT	0	0	0	0	2	1	2	0	0	0	0	1	3		
Yantic	ALS-Paramedic	1	0	0	0	7	0	7	0	0	0	1	0		8	

Appendix 5: Definitions

City/Town Categorization:

Urban: Cities and towns with a density of 1,000+ and a population of greater than 50,000 are considered urban.

Rural: Towns with a density of less than 500 and a population of less than 10,000 people are considered rural.

Suburban: All other towns are considered suburban.

These guidelines are from the Connecticut State Office of Rural Health and Census.gov.

Level of Care of Unit:

Advanced Life Support (ALS): Transportation by ground ambulance vehicle with the provision of medically necessary supplies and services including the provision of at least one ALS intervention by ALS personnel trained to the level of the EMT-Intermediate or Paramedic.

Basic Life Support (BLS): Transportation by ground ambulance vehicle as defined by the state. The ambulance must be staffed by an individual who is qualified as an EMT-Basic per state guidelines.

Type of Service Requested:

911 Response (Scene): Emergent or immediate response to an incident location, regardless of method of notification (e.g., 9-1-1, direct dial, walk-in, flagging down, air ambulance scene flight).

Intercept: When one EMS provider meets a transporting EMS unit vehicle with the intent of receiving a patient or providing a higher level of care.

Interfacility Transport: Any transfer, after initial assessment and stabilization, from and to a healthcare facility. This would include specialty hospitals, for the purpose of continuation of acute care, and emergent transfer requests (e.g., hospital to hospital, clinic to hospital).

Medical Transport: Transports that are not between hospitals or that do not require an immediate response. These are generally for the purpose of transportation to or from an appointment, performance of a procedure, or long-term care (e.g., hospital to home/hospice/rehabilitation/long-term care facility).

Mutual Aid: Unit responded to a request to assist another EMS service (e.g., previously established agreement (MOU), or a response outside the unit's jurisdiction/ coverage area, or disaster/strike team response).

Public Assistance/Other Not Listed: The unit responded to provide non-traditional or EMS services not otherwise specified here (e.g., elderly or disabled patient assistance, public education, injury prevention, community paramedicine/mobile integrated healthcare, immunization programs).

STANDBY: Initial request for service was for purposes of being available in case of a medical/traumatic emergency (e.g., sporting/public events, fires, police action).

Refused Calls:

When a patient refused to give consent or withdrew consent for evaluation and/or treatment by EMS personnel. Source: https://nemsis.org/wp-content/uploads/2018/09/Extended-Data-Definitions_v3_Final.pdf

Mutual Aid:

When a unit responded to a request to assist another EMS service (e.g., previously established agreement (MOU), or a response outside the unit's jurisdiction/coverage area, or disaster/strike team response). Source: https://nemsis.org/wp-content/uploads/2018/09/Extended-Data-Definitions_v3_Final.pdf

Delay Data:

Scene Delay: Reasons the EMS crew was delayed reaching the patient once on scene. The scene delay type "Other" is excluded.

Transport Delay: Reasons the EMS crew was delayed transporting the patient from the scene. The transport delay type "Other" is excluded.

Turnaround Delay: Reasons the EMS crew was delayed turning around their unit from the last transport. The turn-around delay type "Other" is excluded.

Age Group:

Adult: 18 years and older.

Pediatric: Under 18 years old.

Cardiac Arrest Rhythm:

Asystole: No electricity or movement in the heart.

Pulseless Electrical Activity (PEA): The heart has electricity, but it doesn't pump normally.

Automated External Defibrillator (AED) Non-Shockable Rhythm: The AED has determined that the heart's rhythm cannot be shocked.

AED Shockable Rhythm: The AED has determined that the heart's rhythm can be shocked.

Ventricular Fibrillation: The lower chambers of the heart tremble (fibrillate) instead of contracting normally.

Ventricular Tachycardia Pulseless: The heart beats so fast, it can't pump blood.

Source: WebMD.com

Opioid Data:

Opioid Related: Where Naloxone is administered or a Primary or Secondary Complaint or Impression references overdoses, drugs, intoxication, heroin, opiates and alcohol.

Mental Health Data:

Mental Health Related is defined as a Primary or Secondary Complaint or Impression that references mental health issues such as anxiety, depression, suicidal ideations, personality disorder, altered mental status, psychotic disorder, mania, and emotional distress.