


## The Right Way Is the Safe Way.

When disposing of your used needles and syringes, you should follow these steps.

1. Place sharps in puncture-resistant, hard plastic or metal containers that you can't see through. Use empty bleach or detergent bottles with screw-on caps or tightly sealed lids. Or an empty coffee can will do.



2. Seal the container with its original lid and wrap with duct tape.

3. Place the tightly sealed container in a paper bag and discard with your household trash - NOT in your recycling bin.

Prior to disposal, it is recommended that you disinfect your sharps in a solution of 1 teaspoon bleach in a 1/2 gallon water.


## Some "Sharp" Ideas.

- DO ✓ place used needles and syringes in a covered, opaque container.
- DO ✓ seal the container before placing in the trash.
- DO ✓ reinforce lids with heavy-duty tape.
- DO ✓ label container DO NOT RECYCLE.
- DO ✓ store container in areas that are child and animal proof.
- DON'T ✗ toss sharps loose in the trash.
- DON'T ✗ clip needles with scissors.
- DON'T ✗ dispose of needles in the toilet.
- DON'T ✗ place sharps in aluminum cans, glass or clear plastic containers.
- DON'T ✗ indicate the contents of the container by labeling it.
- DON'T ✗ place sealed containers in the recycling bin.

## Other Disposal Options

- It may be possible to return sharps to your physician. Ask your doctor if he or she will accept used "containerized" syringes for safe disposal.

- Check with a pharmacy. Many sell commercial containers specially designed to hold sharps for disposal in your household trash.



- If your community is served by a regional household hazardous waste (HHW) collection facility, ask if they will accept your sharps.

- Contact your local hospital. Some accept properly containerized sharps, although they are not required to.

For more information about disposing of sharps, contact your local health department or local recycling coordinator.

## The Wrong Way.



Improperly discarded needles and syringes - "sharps" - can cause serious problems.

- Loose syringes thrown into your household trash can cause accidental needle sticks, potentially causing infections or spreading disease.
- Sharps that end up in recycling bins can injure trash haulers and recycling workers. Wildlife, pets, even small children can be hurt too.
- Sharps that are flushed down the toilet can end up on our beaches and riverbanks.

If you use syringes to control diabetes or any other medical problem, be careful when disposing of your "sharps." It makes sense. And it's easy.

**Do Not Recycle  
Your Sharps!**



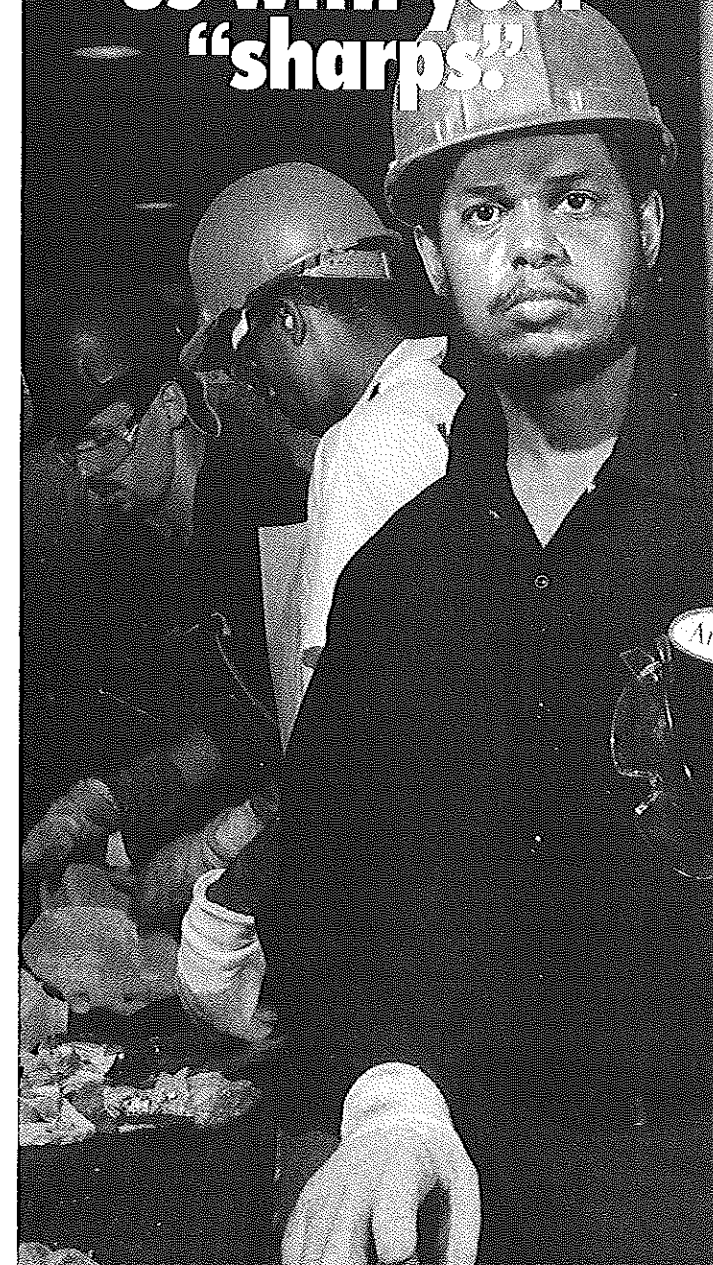
Printed on Mohawk P/C.  
Contains 25% pre-consumer/25% post-consumer waste.



Connecticut Department of Environmental Protection  
Recycling Program  
79 Elm Street, Hartford, CT 06106

This project has been funded in part by the U.S. EPA under assistance agreement #X1001488-01-2, in cooperation with the Connecticut Department of Environmental Protection. 8/94

# Don't stick us with your "sharps."



**Household Needle and Syringe  
Disposal. The Safe Way.**