

Applying for Restricted-Use Dealer Registration

To login go to: <https://www.elicense.ct.gov/>

If you already hold a pesticide certification and have not been sent your login information, please contact the Pesticide Management Program by [email](#).


Having difficulties logging in? Use the “forgot password” and/or “forgot username” tool. If you believe you already have an account and still cannot login, please contact the program by [email](#).

If you do not already have an account, see the “registering for a new account” instructions page.


Once you are logged in, click on “Initial Application” under Activities.

Quick Actions

Activities




Initial Application




File a Complaint/Claim


Account Information and Updates




Account Details



Address and General Maintenance




License Review Status




Act as Delegate


License Lookup & Download



Lookup a License



Generate Roster(s)



Public Reports

Scroll down on the screen until you get to Pesticide Management Program (DEEP), click on it. There you should be able to see the certification types you are able to apply for. Click on the “start” link next to the Restricted-Use Pesticide Dealer Registration.

[Pesticide Management Program \(DEEP\)](#)

License Pesticide Commercial Supervisor Aerial Certification	Board Pesticide Management Program
Start	
License Pesticide Commercial Supervisor Certification	Board Pesticide Management Program
Start	
License Pesticide Private Applicator Certification	Board Pesticide Management Program
Start	
License Pesticide Restricted Use Dealer Registration	Board Pesticide Management Program
Start	

Once you click “start” you should be brought to the welcome page of the online application.

Address information should automatically load from when you created an account but be sure to verify the information is correct.

Any field with an asterisk next to it “*” must be filled in.

Note: Certifications belong to the individual even if their employer is paying for the certification. The contact information, including the email address provided should be that of the individual applying for the certification. Email will be the primary form of contact, from scheduling exams to renewal notices.

If you are unable to complete your application in one sitting, you may click on the “save and close” button to save your progress on the application.

Once you have completed your application you will be brought to a review screen where you can see all your question responses on one page, once you are sure there are no errors you may click “add to invoice”.

Your fee will then be added to your shopping cart and bring you to the screen where you may pay the invoice. All major credit and debit cards are accepted along with E-checks.

Note: Fees cannot be refunded or transferred after completing this application. Failure to complete the examination process within 90 days will result in the denial of your application and you will have to re-apply to take the exam.

Once your payment is processed you will be brought to a receipt screen, that receipt will also be emailed to the email address you provided in your application.

The Pesticide Management Program’s third-party online proctor, Everblue, will then contact you by email to schedule your online exam.