






Saltwater Species

Blackfish (Tautog)		<u>B</u> <u>S</u> <u>3</u>
Black Sea Bass		<u>B</u> <u>E</u> <u>1</u>
Bluefish		<u>E, T</u> <u>E</u> <u>1</u>
Blue Claw Crab		<u>S, T</u> <u>S</u> <u>1</u>
Fluke (Summer flounder)		<u>B, T</u> <u>E</u> <u>3</u>
Striped Bass		<u>E, T</u> <u>E</u> <u>2</u>
Scup (Porgy)		<u>E</u> <u>E</u> <u>1</u>
Smooth Dogfish		<u>E</u> <u>E</u> <u>2</u>
Sea Robin		<u>E</u> <u>E</u> <u>1</u>

Best to fish from	S= Shore (CT DEEP Enhanced Opportunity Shoreline Fishing Locations) B= Boat E= Either Shore or Boat
Distribution	E = Most everywhere S = Specific habitats improve chances T= Tidal rivers like the Connecticut, Housatonic, and Thames
Catchability	1= Easy most methods work 3= Challenging may take time 5 = Difficult, need to specifically target

Check off species when you Fish with CARE!



Fish with CARE!



“Fish with CARE” events (scan QR code for the schedule of events) are free for all to attend! Held at some of CT’s most fishable waters you are sure to catch several of the species included in this challenge. Join us on the ice, at the shore, or your neighborhood pond.



Connecticut
Department of Energy &
Environmental Protection

860-424-3474 Deep.inland.fisheries@ct.gov





<https://portal.ct.gov/DEEP/Fishing/CT-Fishing>









FISHERIES
DIVISION



Your "Fishing Challenge" is to try and catch one of each of these species within the calendar year. Some will be very easy and some may take some effort. To help you be successful, research each fish to find out what it likes to eat and where it likes to live links on our web page, (<https://portal.ct.gov/DEEP/Fishing/CT-Fishing>). The Connecticut [Fishing Guide](#) has a complete listing of places to go fishing. Good Luck!!

Waters Found	L/P = Lakes and Ponds R/S = Rivers and Streams CT = Connecticut River or Tidal Rivers
Distribution	E = Most everywhere S = Specific places only
Catchability	1= Easy most methods work 3= Challenging may take time 5 = Difficult, need to specifically target

Bluegill		L/P E
Pumpkinseed		L/P E
Calico Bass		L/P E
Rock Bass		L/P S
Largemouth Bass		L/P E
Smallmouth Bass		L/P, R/S S
Chain Pickerel		L/P E
Northern Pike		L/P, CT S

Walleye		L/P S 4
Yellow Perch		L/P E 1
Channel Catfish		L/P, CT S 3
Brown Bullhead		L/P E 1
Bowfin		CT S
White Perch		E E 1
Common Carp		L/P, CT E
White Sucker		L/P, R/S E

Brook Trout		L/P, R/S E 1
Brown Trout		L/P, R/S E 1
Rainbow Trout		L/P, R/S E 1
Tiger Trout		L/P, R/S S 1
Atlantic Salmon		L/P, R/S S 4
Kokanee		L/P S 5
Fallfish		R/S S 1
Shad (American or Hickory)		CT S 4

MAKE YOUR CATCH COUNT!

Enter your catch using our [mobile friendly online system](#).



Name:

Conservation ID Number:

Need help or have questions? Contact us by phone 860-424-FISH or email deep.inland.fisheries@ct.gov