

Connecticut

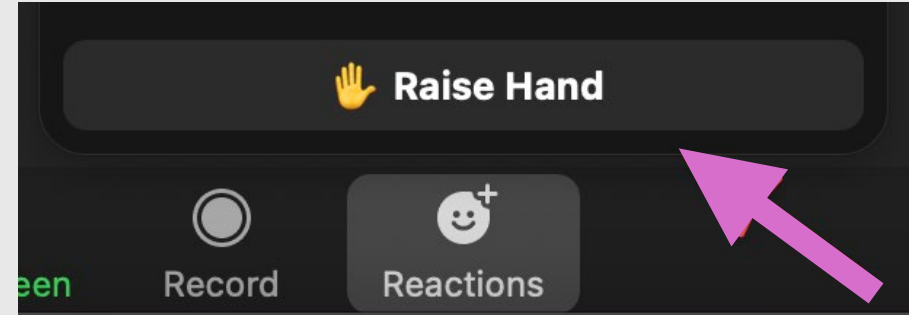
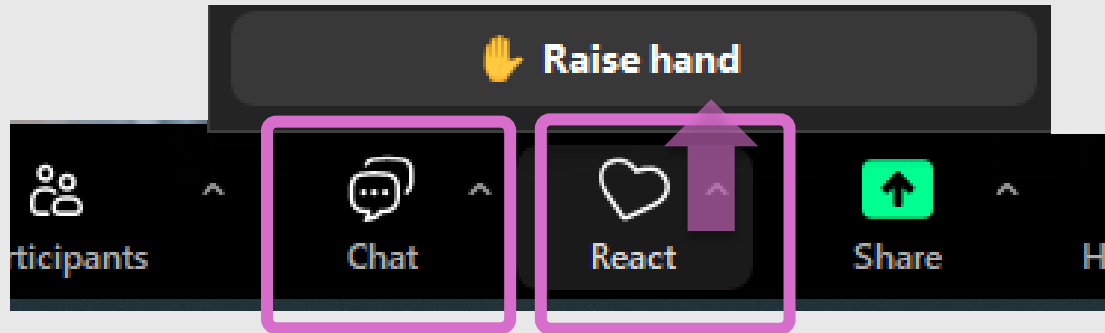
Department of Energy and
Environmental Protection

Environmental Justice
Regulation Development



September 10, 2024

Welcome & Engagement Guidelines



- Please complete Zoom polls.
- Microphones of all attendees will be muted unless the attendees raises their hand to ask a question live.
- Use the chat throughout the meeting. While we may not be able to respond to your questions during the meeting, we will post all question & answers on our website after the meeting.

Public Input Period

- Raise your hand and wait to be acknowledged
- State your name and affiliation/organization
- You will have 3 minutes for your comment

Overview of Agenda

1. EJ & Permitting

EJ Community
Affecting Facility

Mapping Tools



2. Rulemaking

State Agency


Delegated Authority



3. Cumulative Impacts

Conn. Gen. Stat.
§ 22a-20a

Stressors



4. Public Input

Give your feedback

Two minutes per person



Environmental Justice & Permitting

Environmental Equity Policy (1993)

no segment of the population should, because of its racial, ethnic, or economic status, bear a disproportionate share of the risks and consequences of environmental pollution or be denied equal access to environmental benefits



Environmental Justice & Permitting

Connecticut's Environmental Justice Law
for DEEP & Siting Council Permits (2009)

Permit applicants for Affecting Facilities
in Environmental Justice Communities
must comply with the Environmental
Justice Law



Environmental Justice & Permitting

Definitions

Environmental Justice Communities

- census block groups, for which 30% or more of the population consists of low-income persons who are not institutionalized and have an income below 200% of the federal poverty level
- distressed municipalities

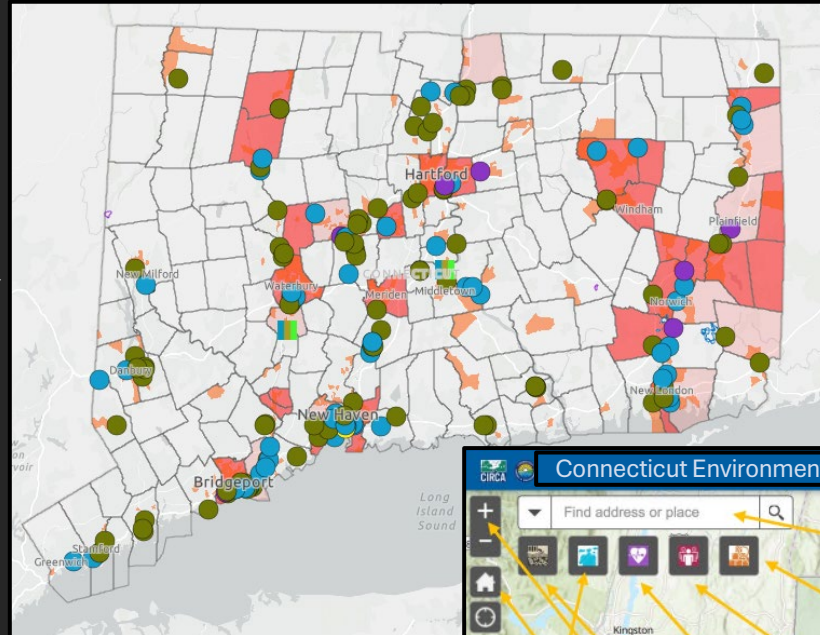
Affecting Facilities

- electric generating facilities
- sludge or solid waste incinerators or combustors
- sewage treatment plants
- solid waste intermediate processing facilities
- recycling facilities
- landfills
- medical waste incinerators
- major sources of air pollution

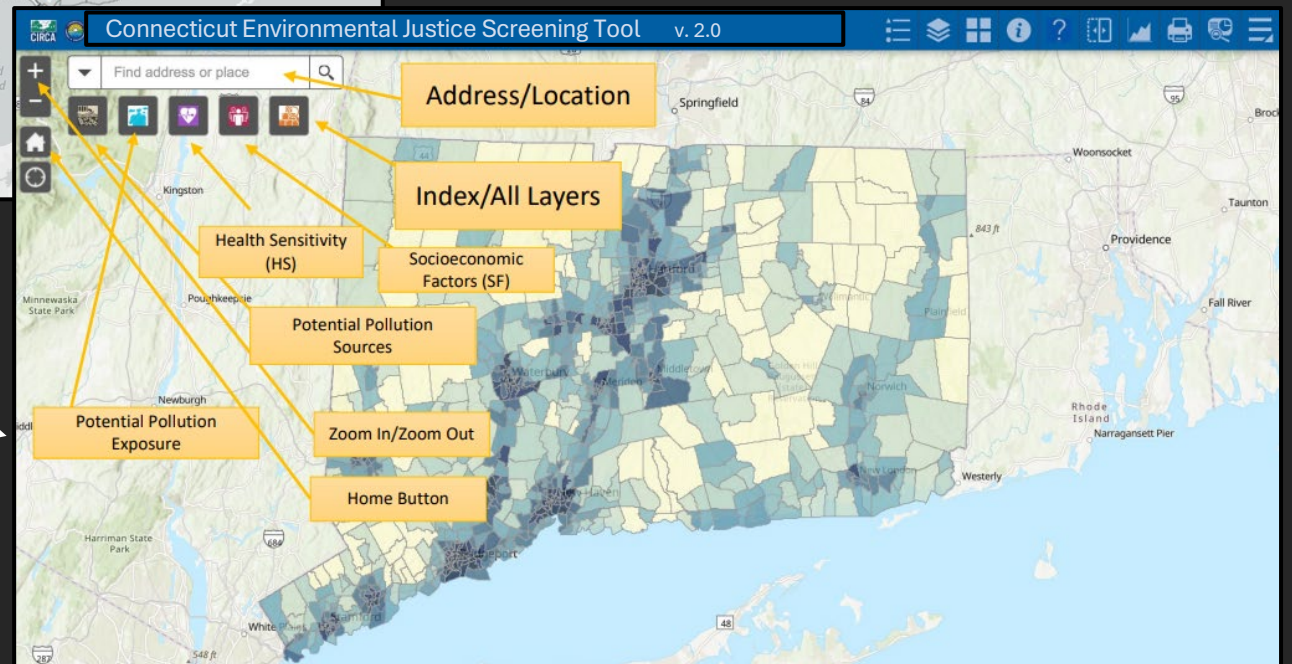


Environmental Justice Maps & Tools

**EJ
Communities
Map**



**EJ
Screening
Tool**



Environmental Justice & Permitting

Currently covers the public participation process, Community Environmental Benefits Agreements;

Forthcoming via rulemaking: Cumulative Impacts




*For Affecting Facilities in Environmental Justice Communities

Rulemaking

Connecticut DEEP is a **state agency**

The Legislature passes **laws**, agencies write **rules**
(or regulations)

The laws give the agencies the **authority** to write
the rules



Rulemaking

October 1, 2023

Authority

- Public Act 23-202 amends Conn. Gen. Stat. § 22a-20a

October 2023-
August 2024

Introduction & resource building

- Orientation sessions with stakeholders
- Issued Request for Proposals for Cumulative Impacts Tool

September 2024-
December 2025

Development

- Define and create cumulative impacts analysis, stressors, geographic point of comparison
- Numerous community meetings, working sessions, stakeholder surveys


Estimated: 2026

Final public comment & review

- Public comment period
- Legislative Regulatory Review Committee


Estimated: 2026

Adoption & implementation



Cumulative Impacts

Looks at the combined or accumulated impacts of public health and environmental stressors such as major sources of air pollution, ozone, traffic density, and asthma hospitalization rates



Conn. Gen. Stat. § 22a-20a

(f) [DEEP] shall adopt regulations, in accordance with the provisions of chapter 54, as are necessary and proper **to carry out the purposes of this section.** The provisions of subsection (g) of this section shall not take effect until the adoption of the regulations pursuant to this subsection. Such regulations shall include, but not be limited to, provisions regarding: (1) Procedures and requirements for creating the meaningful public participation **plan** and the public participation **report** required by this section; (2) the identification and measurement of the relative impact of environmental and public health **stressors** across communities; (3) **tools** for stakeholder

Procedures and requirements for creating the meaningful public participation **plan** and the public participation **report** required by this section; (2) the identification and measurement of the relative impact of environmental and public health **stressors** across communities; (3) **tools** for stakeholder industries and sectors to use that take account of any such environmental or public health stressors, including tools to help inform decisions about potential locations for proposed affecting facilities that comply with the provisions of this section; and (4) **standards** for denying or placing conditions on permits. The commissioner shall consult with stakeholder industries and sectors when developing the regulations pursuant to this section.

Cumulative Impacts

Regulatory Concepts



Public Participation
Plan, Report



Geographic Points of
Comparison



Identification and
Measurement of
Stressors




Cumulative Impacts
Assessment



Public Health and
Environmental Stressors
Tool



Standards for Placing
Conditions on Permits
or Permit Denials



Public Input

Questions for stakeholders
during the upcoming
rulemaking meetings




Public Input

Which environmental and public health stressors should we consider in a Cumulative Impacts analysis?

Examples from CT EJScreen v2.0

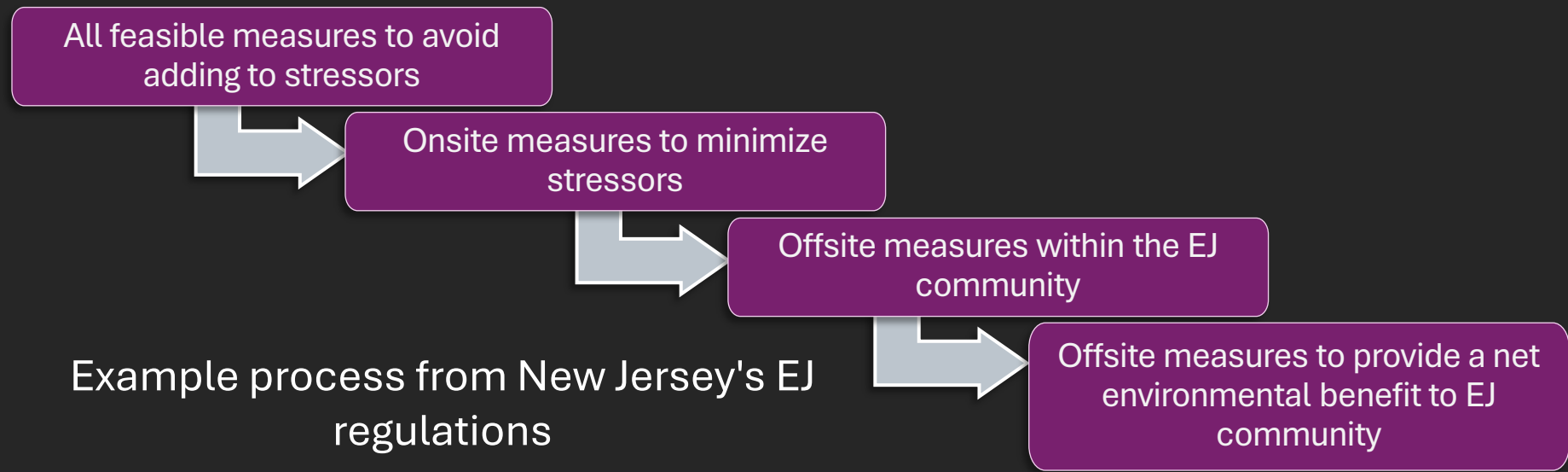
Potential Pollution Sources	Potential Pollution Exposure	Socioeconomic Factors	Health Sensitivity
Incinerators	Ozone	Poverty Levels	Asthma
Landfills	Particulate Matter 2.5	Unemployment	Coronary Heart Disease
Recycling	Major Sources of Air Pollution	Median Income	Diabetes
Significant Environmental Hazards	Minor Sources of Air Pollution	Population Age < 5	Low Birthweight
	Traffic Density	Population Age > 65	



Public Input

Which environmental and public health stressors should we consider in a Cumulative Impacts analysis?

When should conditions be placed on a new facility or permit?



Public Input

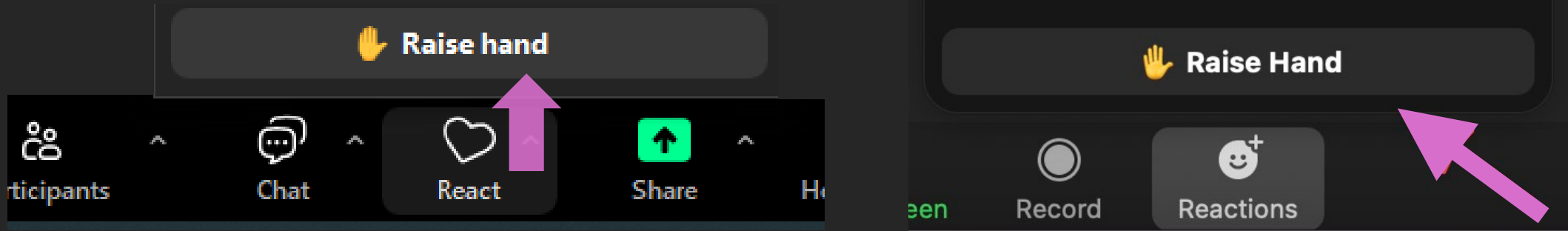
Which environmental and public health stressors should we consider in a Cumulative Impacts analysis?

When should conditions be placed on a new facility or permit?

What would you like to see from a Cumulative Impacts/GIS tool?



Public Input



1. Introduce yourself (Name, Town, and any affiliations)
2. Three minutes per person
3. Signal when one minute remains



Request for Proposals

RFP Solicitation Number: DEEP07302024CM

[↑ click on link](#)

To create a tool to help permit applicants measure the relative impact of environmental and public health stressors across communities—so called “cumulative impacts”

Timeline

RFP Released	July 30, 2024
Deadline for Questions	August 13, 2024
Answers Released	August 27, 2024
Proposals Due	September 26, 2024
Proposer Selected	Target date: October 25, 2024

Join us at Upcoming Meetings

Registration Development

Date	Event Name
Dec 2024	EJ Public Participation Plan and Report
Mar 2025	Identification and Measurement of Environmental and Health Stressors
June 2025	Geographic Points of Comparison
Aug 2025	Public Health and Environmental Stressor Tool
Dec 2025	Cumulative Impact Assessment and Standards for Denying and Placing Conditions on Permits
Early 2026	Final Comprehensive Summary and Draft Language

Send us your feedback here:
deep.EJrulemaking@ct.gov

Webpage:
[Environmental Justice Law
Regulations Development \(ct.gov\)](https://www.ct.gov/deep/EnvironmentalJusticeLawRegulationsDevelopment)



Scan to receive
email updates