

5/1/13

CASELOAD COMPARISON

	2012/2013	2011/2012	% Change	2011/2012	2010/2011	% Change	2010/2011
	04/29/2013	04/30/2012	(FFY 2013 vs. FFY 2012)	Final	05/02/2011	(FFY 2013 vs. FFY 2011)	Final
ABCD (Bridgeport)	10,705	11,180	-4.2%	11,331	13,591	-21.2%	13,661
BCO (Bristol)	3,356	3,488	-3.8%	3,509	4,328	-22.5%	4,239
CACD (Danbury)	4,686	4,684	0.0%	4,710	5,318	-11.9%	5,334
CRT (Hartford)	28,518	27,063	5.4%	27,520	33,489	-14.8%	33,720
TEAM (Derby)	4,039	4,315	-6.4%	4,375	4,992	-19.1%	5,002
HRAofNB (New Britain)	4,129	4,563	-9.5%	4,604	5,403	-23.6%	5,426
CAAofNH (New Haven)	12,167	12,518	-2.8%	12,726	14,793	-17.8%	15,073
NEON (Norwalk)	5,087	5,147	-1.2%	5,230	6,096	-16.6%	6,128
TVCCA (Norwich)	9,385	8,818	6.4%	8,872	10,095	-7.0%	10,118
NO (Waterbury)	22,836	23,753	-3.9%	23,855	26,537	-13.9%	26,627
ACCESS (Willimantic)	8,053	8,136	-1.0%	8,160	9,365	-14.0%	9,386
Statewide	112,961	113,665	-0.6%	114,892	134,007	-15.7%	134,714

ELIGIBLE CASELOAD COMPARISON

	2012/2013	2011/2012	% Change	2011/2012	2010/2011	% Change	2010/2011
	04/29/2013	04/30/2012	(FFY 2013 vs. FFY 2012)	Final	05/02/2011	(FFY 2013 vs. FFY 2011)	Final
ABCD (Bridgeport)	9,472	9,292	1.9%	9,720	11,426	-17.1%	12,000
BCO (Bristol)	2,663	2,885	-7.7%	2,950	3,316	-19.7%	3,449
CACD (Danbury)	3,947	3,783	4.3%	3,948	4,499	-12.3%	4,667
CRT (Hartford)	24,236	22,822	6.2%	23,828	27,584	-12.1%	29,503
TEAM (Derby)	3,354	3,427	-2.1%	3,601	3,997	-16.1%	4,103
HRAofNB (New Britain)	3,188	3,464	-8.0%	3,637	4,012	-20.5%	4,309
CAAofNH (New Haven)	9,301	10,214	-8.9%	11,181	11,303	-17.7%	12,922
NEON (Norwalk)	4,227	4,291	-1.5%	4,570	5,011	-15.6%	5,284
TVCCA (Norwich)	8,138	7,602	7.1%	7,818	8,632	-5.7%	8,806
NO (Waterbury)	20,745	21,464	-3.3%	21,809	23,734	-12.6%	24,357
ACCESS (Willimantic)	7,375	7,283	1.3%	7,354	8,347	-11.6%	8,476
Statewide	96,646	96,527	0.1%	100,416	111,861	-13.6%	117,876

5/1/13

2012/2013
CONNECTICUT ENERGY ASSISTANCE PROGRAM (CEAP)
CONTINGENCY HEATING ASSISTANCE PROGRAM (CHAP)
 April 29, 2013

	<u>APPROVALS</u>	<u>EXPENDITURES</u> (Actual)	<u>EXPENDITURES</u> (Estimated)
<u>CEAP Basic Benefits</u>			
Deliverable Fuel	\$ 13,281,100	\$ 12,902,926.59	\$ 12,938,071
Utilities	22,762,350	19,625,906.32	22,757,862
<u>CHAP Basic Benefits</u>			
Deliverable Fuel	3,048,900	3,081,373.35	2,977,369
Utilities	3,422,400	2,914,400.00	3,421,725
Rental Assistance	123,310	-	123,310
<u>CEAP Crisis Assistance</u>	10,482,800	9,904,676.38	10,137,693
<u>CHAP Crisis Assistance</u>	976,300	931,165.33	944,159
<u>Safety Net Assistance</u>	13,241,200	12,307,229.09	12,404,979
Manual Charges	26,100	26,099.87	26,100
<u>I. Total Approvals</u>	\$ 67,338,360	\$ 61,667,677.06	\$ 65,731,268
<u>SET ASIDES</u>			
Administration	7,638,065	3,990,668.76	7,638,065
Assurance 16	995,891	405,669.35	995,891
LIHEAP SNAP	100,000	60,000.00	100,000
<u>II. Total Set Asides</u>	\$ 8,733,956	\$ 4,456,338.11	\$ 8,733,956
<u>ESTIMATED APPROVALS*</u>			
Pending Applications	\$ 357,904		\$ 357,904
Incomplete Applications	1,401,116		1,401,116
<u>III. Total Estimated Approvals</u>	\$ 1,759,020		\$ 1,759,020
<u>TOTAL</u>	\$ 77,857,436	\$ 66,124,015.17	\$ 76,224,244

Footnotes

* - Estimated Approvals are established for two categories of applications - pending and incomplete. Many applications in these categories will become eligible once the requested documentation is received and processed. The set asides are based on applying last year's final performance numbers to this year's incomplete and pending caseload data.

2012/2013
CONNECTICUT ENERGY ASSISTANCE PROGRAM (CEAP)
CONTINGENCY HEATING ASSISTANCE PROGRAM (CHAP)

April 29, 2013

<u>AVAILABLE FUNDS*</u>	<u>ESTIMATED</u>
LIHEAP Block Grant (est.)	\$ 76,017,765
LIHEAP Leveraging	362,883
LIHEAP Reallotted Funds	64,758
LIHEAP Refunds	548,176
LIHEAP Carry-Forward	<u>7,590,605</u>
Total	<u>\$ 84,584,187</u>

<u>CEAP/CHAP</u>	
Total Estimated Expenditures	\$ 65,731,268
Total Set Asides	8,733,956
Total Estimated Approvals	<u>1,759,020</u>
Total	<u>\$ 76,224,244</u>

<u>ESTIMATED BALANCE</u>	<u>\$ 8,359,943</u>
--------------------------	---------------------

Footnotes

*- Available Funds are based on estimated FFY 2013 LIHEAP Block Grant funds.

Congress of the United States
Washington, DC 20515

April 22, 2013

The Honorable Jack Kingston
Chairman
Subcommittee on Labor, Health and
Human Services and Education
H-307, The Capitol
Washington, DC 20515

The Honorable Rosa L. DeLauro
Ranking Member
Subcommittee on Labor, Health and
Human Services and Education
1016 Longworth House Office Building
Washington, DC 20515

Dear Chairman Kingston and Ranking Member DeLauro:

As the Subcommittee develops its FY2014 appropriations bill, we respectfully urge you to prioritize commitment for the Low-Income Home Energy Assistance Program (LIHEAP), a vital safety net for our nation's lowest-income households. **We write to urge you to fund the LIHEAP program at its last authorized level of \$5.1 billion in FY2014.**

As you know, LIHEAP is the main federal program that helps low-income households, veterans, and seniors with their energy bills, providing vital and temporary assistance during both the cold winter and hot summer months. This funding remains a lifeline to millions of Americans as the unemployment rate and energy costs remain high. LIHEAP helps to ensure that people do not have to choose between paying their energy bills and paying for food or medicine. Moreover, the funds invested in LIHEAP help to stimulate the economy, generating \$1.13 in economic activity for every dollar in benefits paid, according to economists Mark Zandi and Alan S. Blinder.

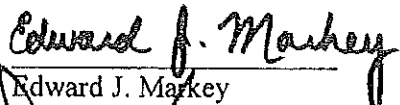
Although funds have been able to provide help to millions of households in every state across the country, we believe that providing funding at the authorized level is necessary to more effectively meet the critical needs of our constituents, especially as energy costs remain high, the economy is still rebounding, and record numbers of families continue to turn to LIHEAP for assistance. Furthermore, recent lower funding levels have impaired the program's ability to meet growing demand. Adjusted for inflation using 2012 dollars, appropriations for LIHEAP declined nearly \$770 million, or 18 percent, between the program's first-year and FY2012. The National Energy Assistance Director's Association (NEADA) reports that LIHEAP provided heating assistance to 6.9 million families and cooling assistance to one million families last year, a decrease of 13.4 and 9 percent, respectively, from the previous year.


Furthermore, funding LIHEAP at lower levels has forced millions of Americans to receive significantly lower levels of support during these difficult times. The average

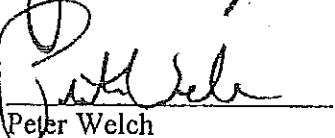
national household grant for home energy assistance has been cut from \$475 in FY2011 to \$405 in FY2012, a 15 percent cut. According to the U.S. Energy Information and Administration's (EIA) March 2013 Short-Term Energy Outlook, household expenditures this winter for heating oil and natural gas are projected to increase by 19 percent and 15 percent, respectively. While this constrains middle-income households, it disproportionately affects low-income households, many of whom are seniors and on fixed-incomes.


While we understand the difficult fiscal decisions we must make in Washington, LIHEAP provides critical assistance to millions of families across the country to help ensure that people do not have to choose between paying their energy bills and paying for food or medicine. Continuing lower levels of funding for LIHEAP will have a devastating impact on millions of American families already suffering during the economic downturn. We urge the Appropriators to provide funding at this program's congressionally authorized level in the FY2014 appropriations bill.

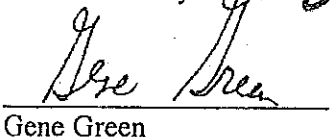
Sincerely,



Edward J. Markey


James P. McGovern



Peter Welch


John F. Tierney


Gene Green

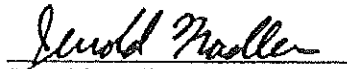

Peter King



Chris Gibson


Michael Grimm



Lou Barletta



Michael G. Fitzpatrick



Jerrold Nadler



Joyce Beatty


Tim Bishop



Suzanne Bonamici


Robert Brady



Cheri Bustos

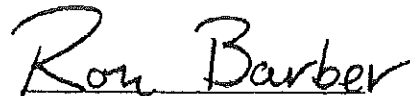

Lois Capps



Tony Cardenas


Donna Christensen



Judy Chu



Quetta D. Clarke



Ron Barber


Corrine Brown



Earl Blumenauer


Matt Cartwright



Bruce Braley



Joaquin Castro



Michael E. Caputo



Andre Carson

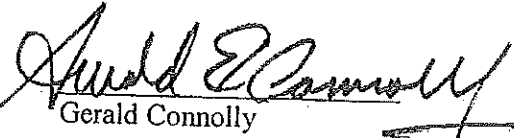

Emanuel Cleaver, II



David Cicilline

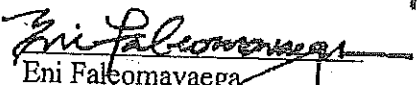

Wm. Lacy Clay



Jim Costa



Steve Cohen

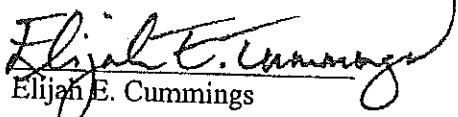

Gerald Connolly


John Conyers



Eni Faleomavaega



Joe Courtney



Joe Crowley



Elijah E. Cummings


Danny K. Davis


Jim Gerlach



Michelle Lujan Grisham



Diana DeGette



Frank LoBiondo


Betty McCollum



Theodore E. Deutch



John Dingell



Gregory W. Meeks

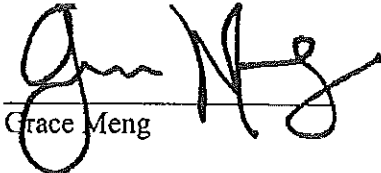

Mike Doyle

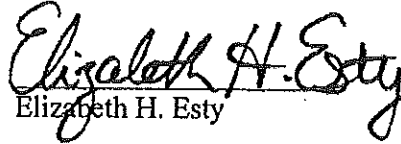

Tammy Duckworth



Donna Edwards



Keith Ellison



Eliot Engel


Grace Meng



Elizabeth H. Esty

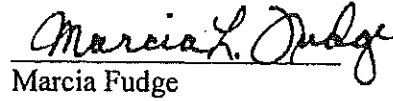

Eleanor Holmes Norton


Lucille Roybal-Allard

Wihiki,

Gregorio Kilili Camacho Sablan



Bill Foster


Filemon Vela



Marcia Fudge

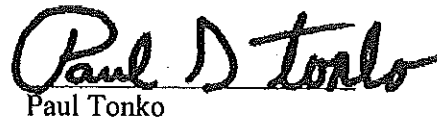

Tulsi Gabbard


John DeFaney


Al Green

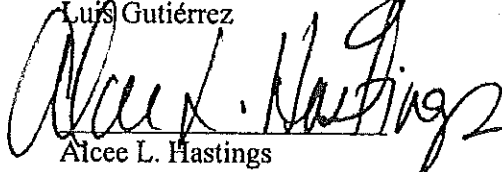

Chris Van Hollen

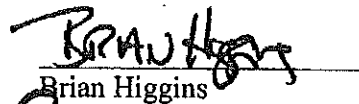

Raul M. Grijalva



Paul Tonko



Luis Gutiérrez


Mark Takano



Alcee L. Hastings


Brian Higgins


Jim Himes

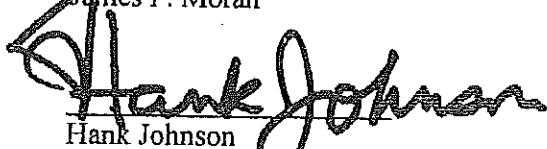

Louise Slaughter



Albio Sires



Krysten Sinema



Steve Israel


James P. Moran

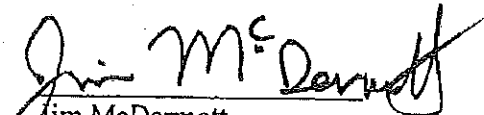

Hank Johnson

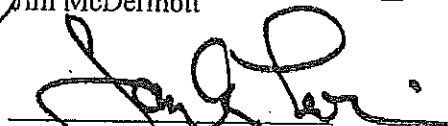

Joe Kennedy



Gwen Moore



Gloria Negrete McLeod



Ann McLane Kuster



Jim McDermott



Sander Levin


Rush Holt



Jayed Huffman

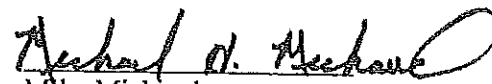

Sheila Jackson Lee



Richard Neal



Bill Keating



Dan Kildee



Ron Kind


Mike Michaud

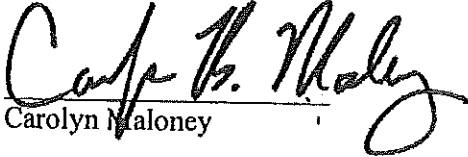

Jim Langevin


Carolyn McCarthy



John Lewis



Dan Lipinski



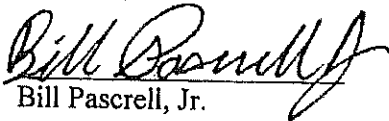
Carolyn Maloney




Ben Ray Lujan




Donald Payne Jr




Bill Pascrell, Jr.



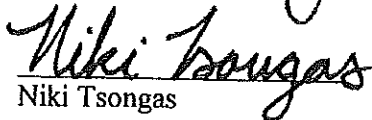
Mark Podan




Debbie Wasserman Schultz



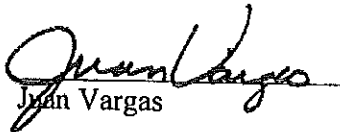
Charles Rangel




Niki Tsongas



Bobby L. Rush



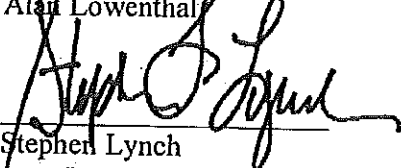
Juan Vargas



Dave Loebsack




Alan Lowenthal




Stephen Lynch



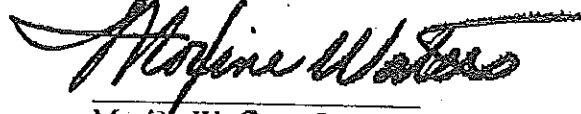
Gary Peters




Chellie Pingree



Carol Shea-Porter



Maxine Waters




Raul Ruiz



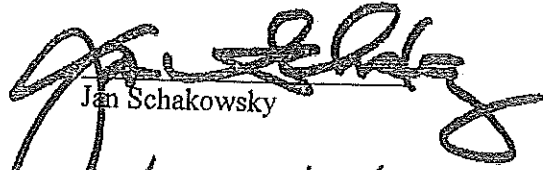
Dutch Ruppersberger



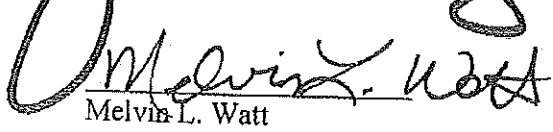
Linda Sanchez




John Yarmuth



Jan Schakowsky



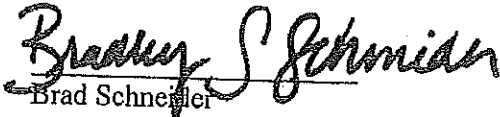
Melvin L. Watt



Allyson Schwartz



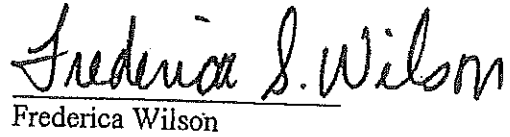
Bobby Scott



Brad Schneider



Tim Walz



Frederica Wilson



David Scott



Bill Owens

UTILITY MATCHING PAYMENT PROGRAM DATA - Monthly Enrollments

(to be completed and submitted monthly)

	4/30/2013							Total	
	CL&P	UI	Electric	CNG	SCG	YGS	Natural Gas		
# of customers "auto enrolled"		2014	2014						0
# of customers "new"		1106	1106						0
TOTAL ENROLLED	0	3120	3120	0	0	0	0		0
# of customers "below budget"		520	520						0