

CONNECTICUT ENERGY PRICE REPORT

Denotes falling prices compared to year earlier

Denotes flat prices compared to year earlier

Denotes rising prices compared to year earlier



**CONNECTICUT RETAIL
HEATING OIL**

\$/GAL

LATEST	5/22/2017	2.393
WEEK AGO	5/15/2017	2.384
MONTH AGO	4/24/2017	2.483
YEAR AGO	5/23/2016	2.205
SRC: DEEP		



**CRUDE OIL
WTI SPOT PRICE**

\$/BBL

5/24/2017	50.99
5/17/2017	49.04
4/24/2017	48.90
5/24/2016	48.04
SRC: OIL DAILY	



**CT RETAIL GASOLINE
UNLEADED REGULAR**

\$/GAL

5/24/2017	2.512
5/17/2017	2.502
4/24/2017	2.518
5/24/2016	2.429
SRC: AAA	



**CONNECTICUT RETAIL
RESIDENTIAL PROPANE**

\$/GAL

3/27/2017	2.969
3/20/2017	2.988
2/27/2017	2.989
3/28/2016	2.512
SRC: EIA	



**CT RESIDENTIAL
NATURAL GAS**

\$/MCF

LATEST	Feb-2017	13.19
YEAR AGO	Feb-2016	10.67
2 YEARS AGO	Feb-2015	11.10
3 YEARS AGO	Feb-2014	13.13
SRC: EIA		



**CT RESIDENTIAL
ELECTRICITY**

CENTS/KWH *

Mar-2017	20.06
Mar-2016	20.84
Mar-2015	22.06
Mar-2014	19.58
SRC: EIA	



**CT COMMERCIAL
ELECTRICITY**

CENTS/KWH *

Mar-2017	16.03
Mar-2016	16.11
Mar-2015	17.34
Mar-2014	16.33
SRC: EIA	



**CT INDUSTRIAL
ELECTRICITY**

CENTS/KWH *

Mar-2017	13.21
Mar-2016	13.44
Mar-2015	14.26
Mar-2014	13.64
SRC: EIA	

SRC: EIA

SRC: EIA

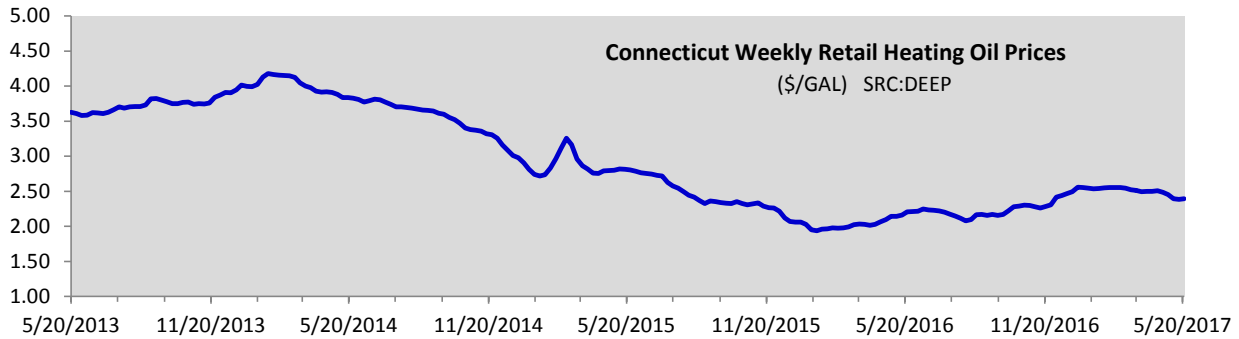
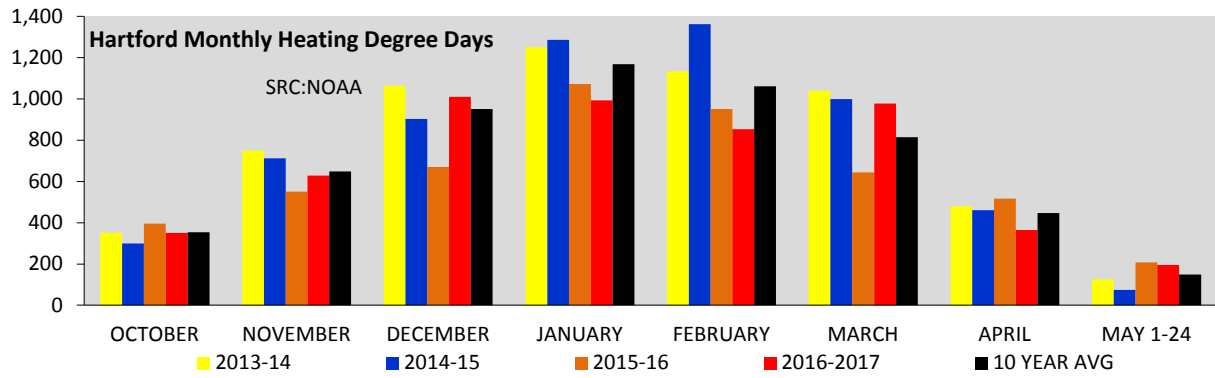
SRC: EIA

SRC: EIA

* Total Cost/Kwh including generation and transmission components

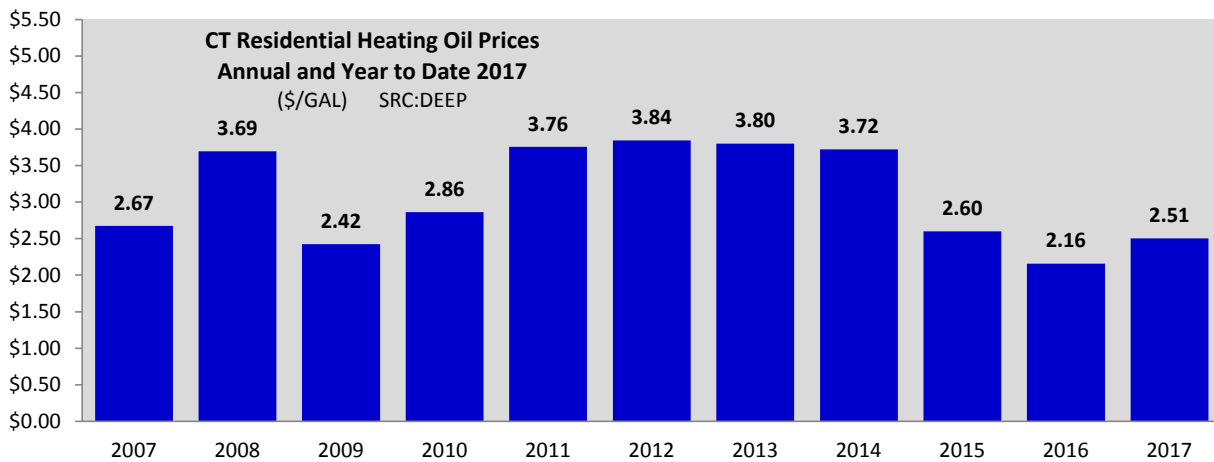
PRICE COMPARISONS of HEATING FUELS IN \$ PER HEATING OIL GALLON EQUIVALENTS (HOGES)

	CT RES NAT GAS \$/GAL HOGES	CT HEATING OIL \$/GAL HOGES	CT RES PROPANE \$/GAL HOGES
Oct'15 - Feb'16	1.532	2.139	3.802
Oct'16- Feb'17	1.725	2.421	4.304

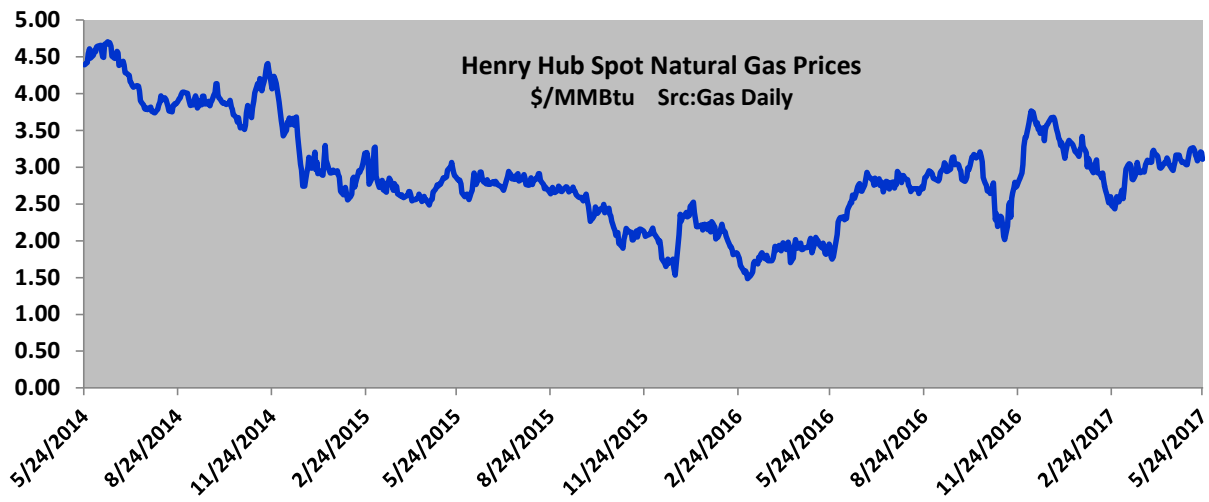
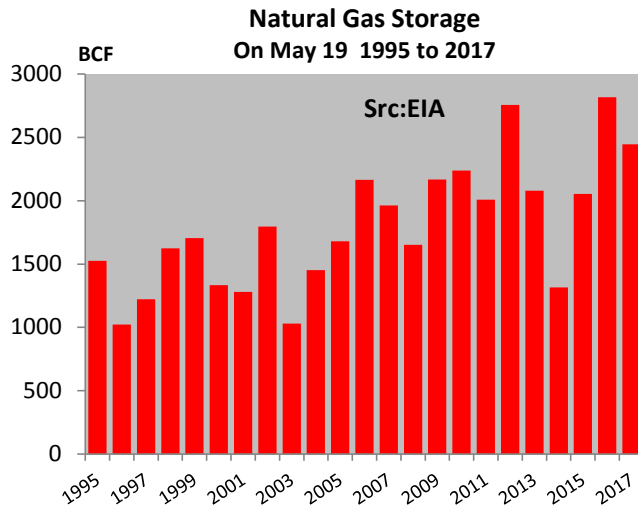
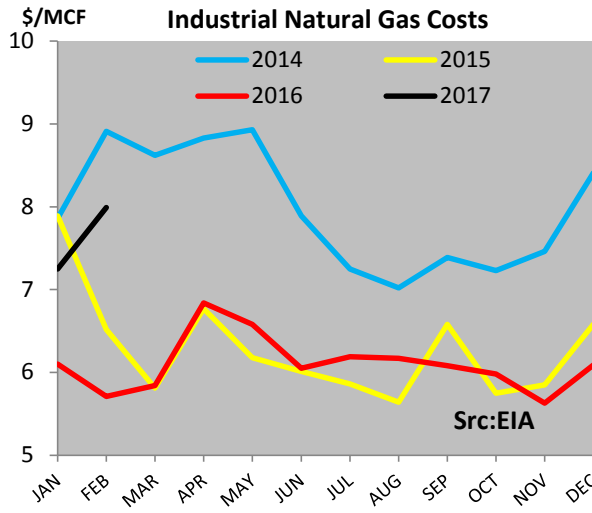
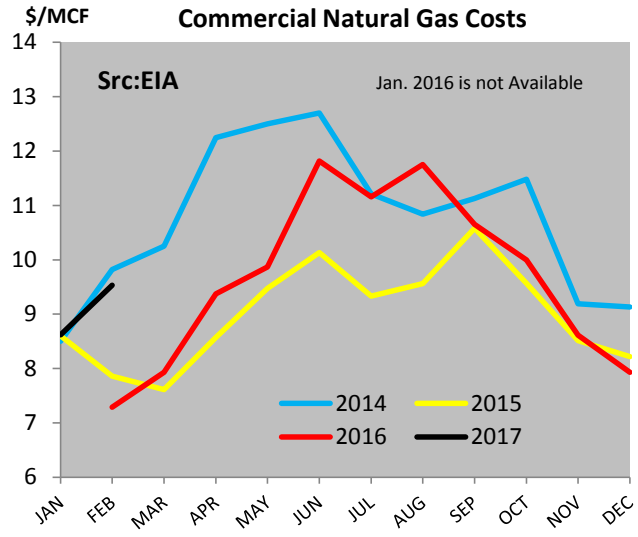
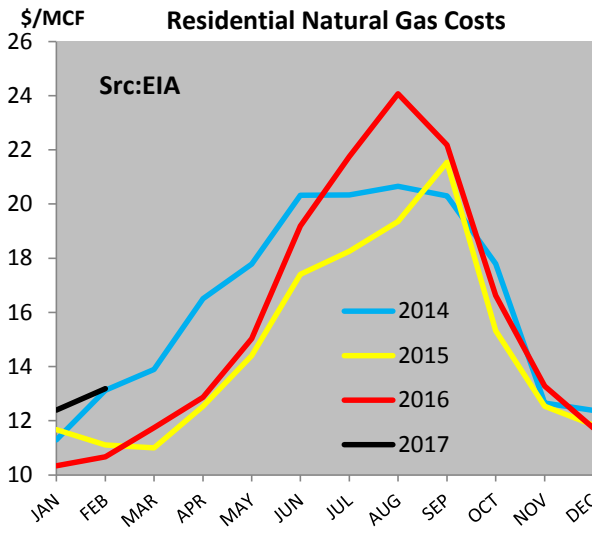


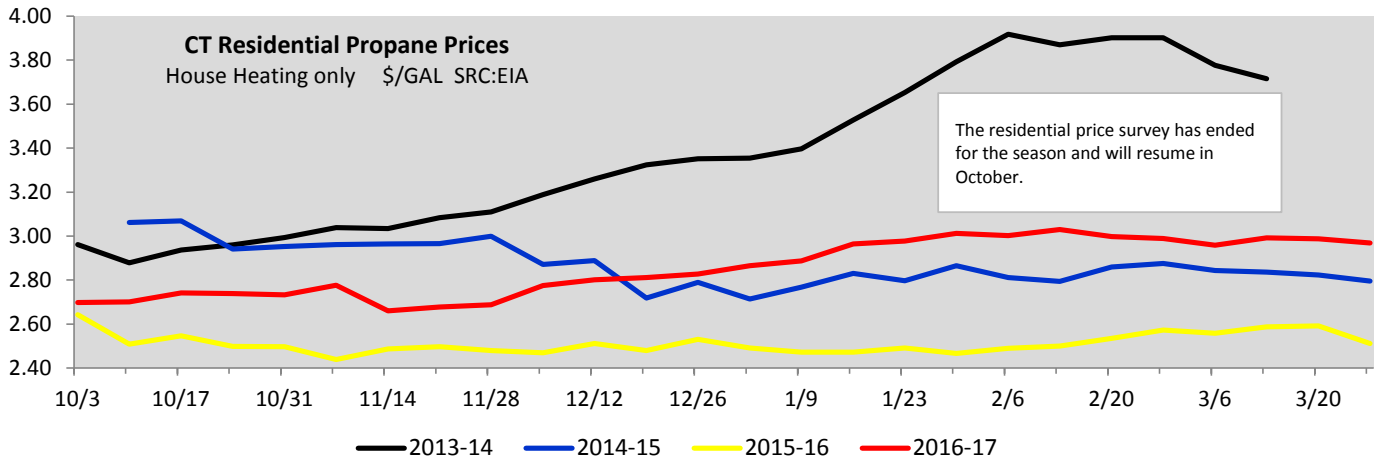
	Retail Heating Oil Prices \$/Gal Src:DEEP
5/23/2016	\$2.205
5/15/2017	\$2.384
5/22/2017	\$2.393
% Change Year Ago	8.5%
% Change Week Ago	0.4%

	Spot Heating Oil Prices \$/Gal Src:Oil Daily
5/24/2016	\$1.422
5/17/2017	\$1.480
5/24/2017	\$1.536
% Change Year Ago	8.0%
% Change Week Ago	3.8%



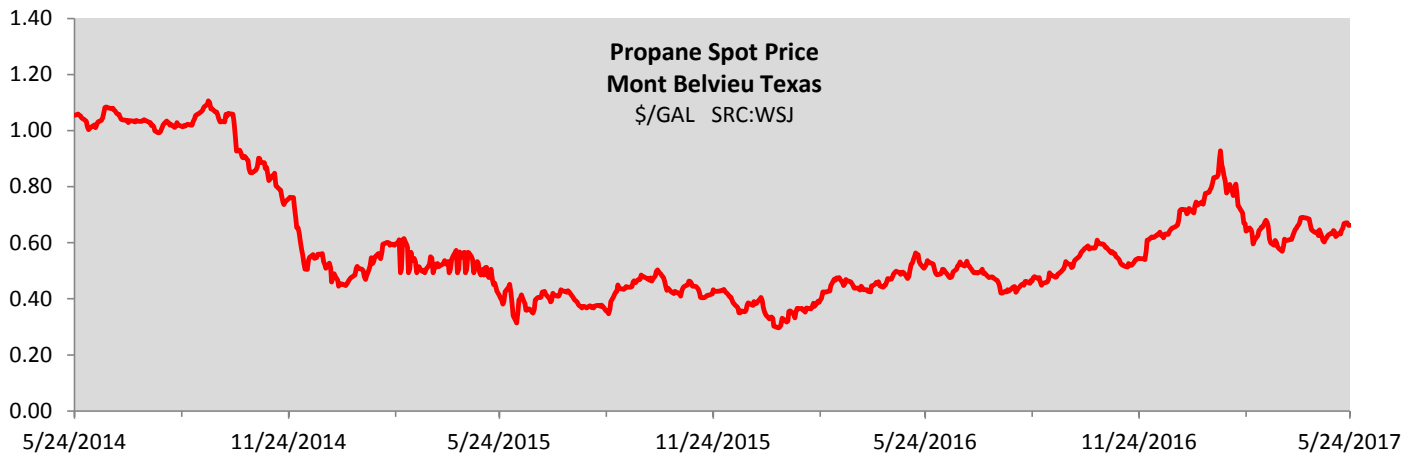
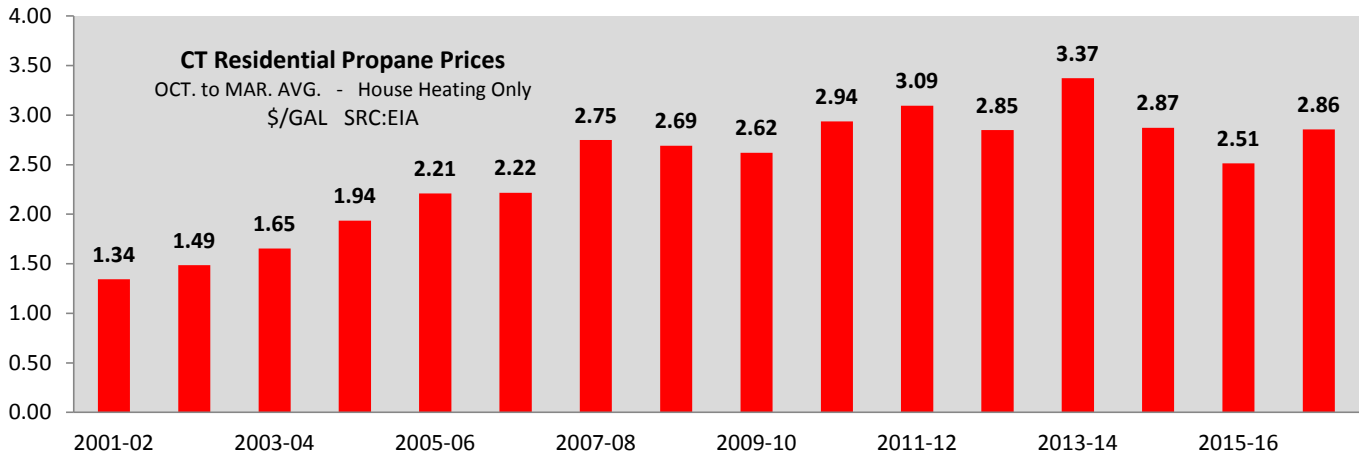
Connecticut Natural Gas

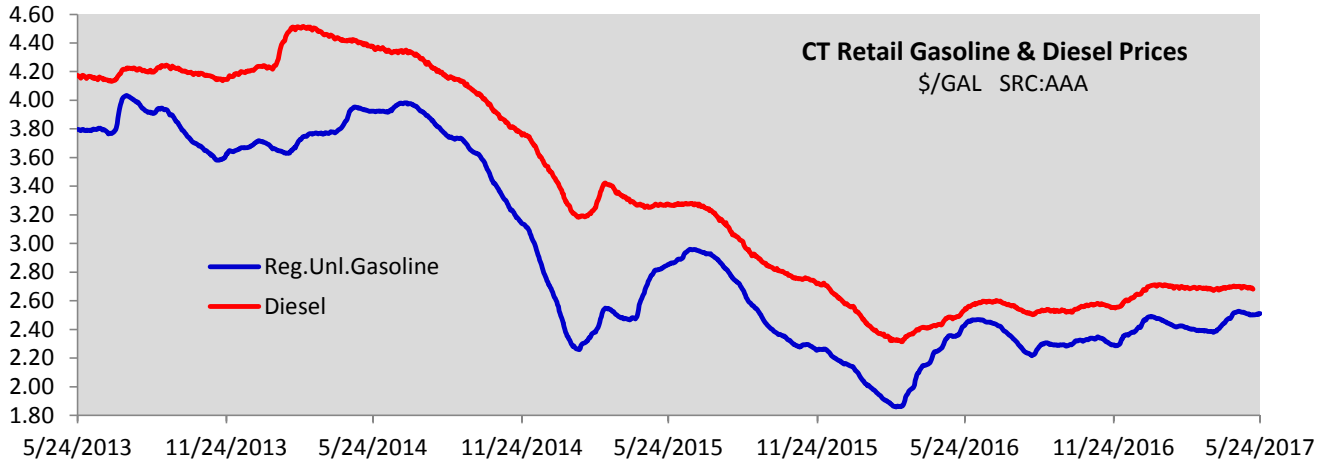




Retail Propane Heating Prices	
\$/Gal Src:EIA	
3/28/2016	\$2.512
3/20/2017	\$2.988
3/27/2017	\$2.969
% Change Year Ago	18.2%
% Change Week Ago	-0.6%

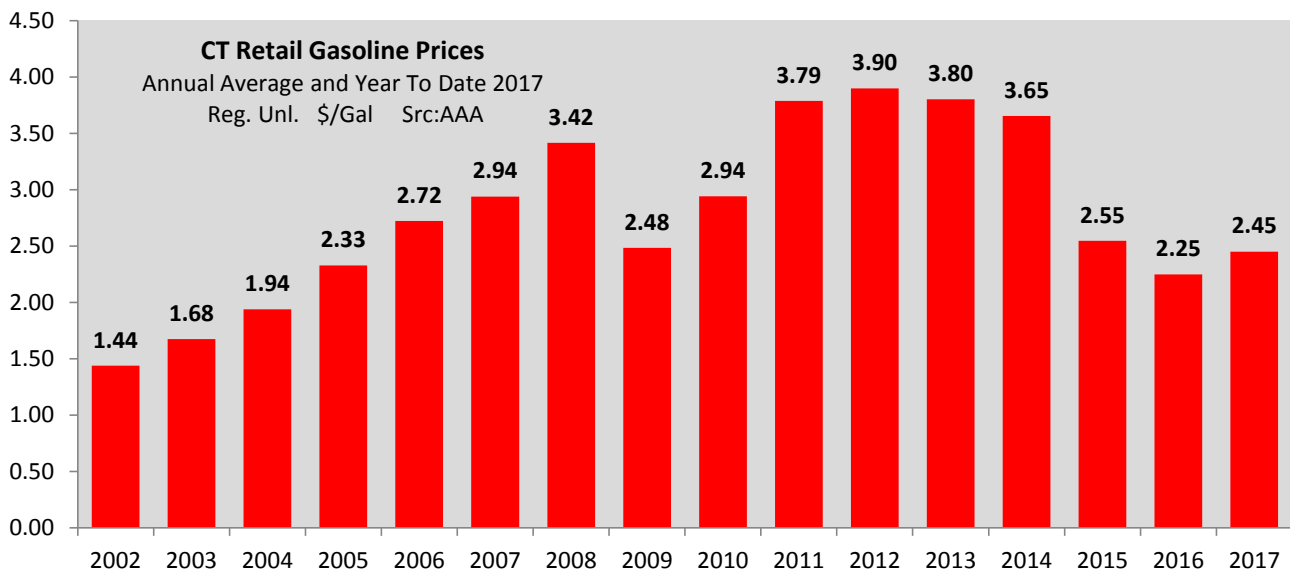
Spot Propane Prices	
\$/Gal Src:WSJ	
5/24/2016	\$0.516
5/17/2017	\$0.644
5/24/2017	\$0.662
% Change Year Ago	28.4%
% Change Week Ago	2.9%

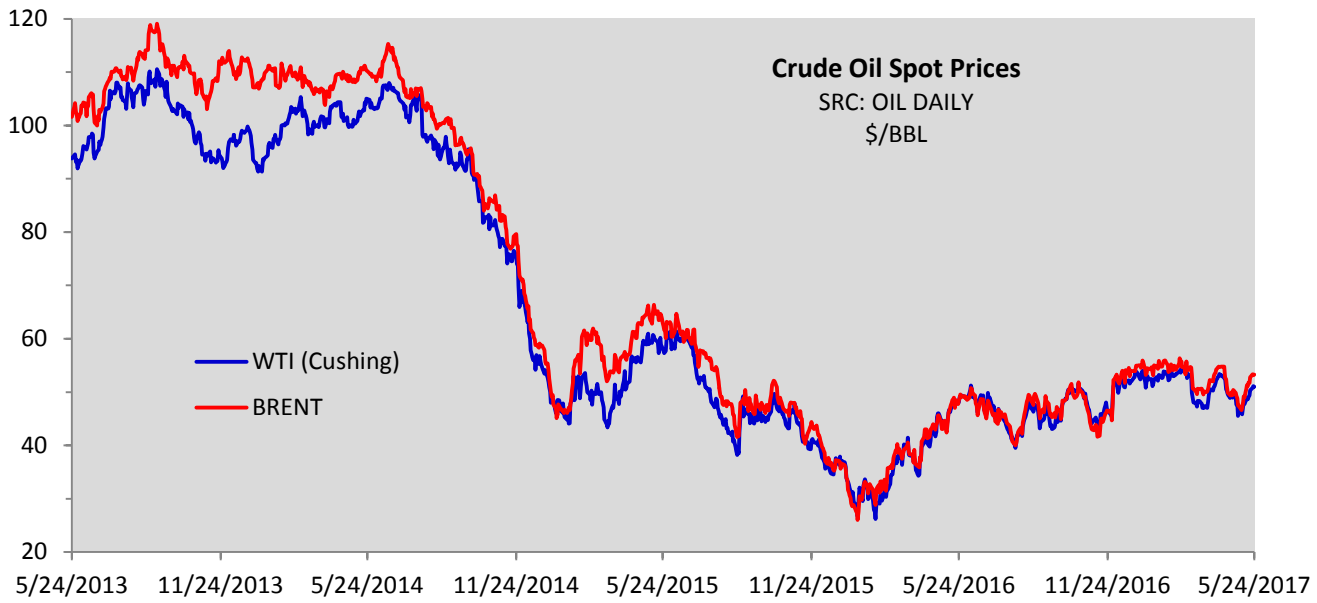




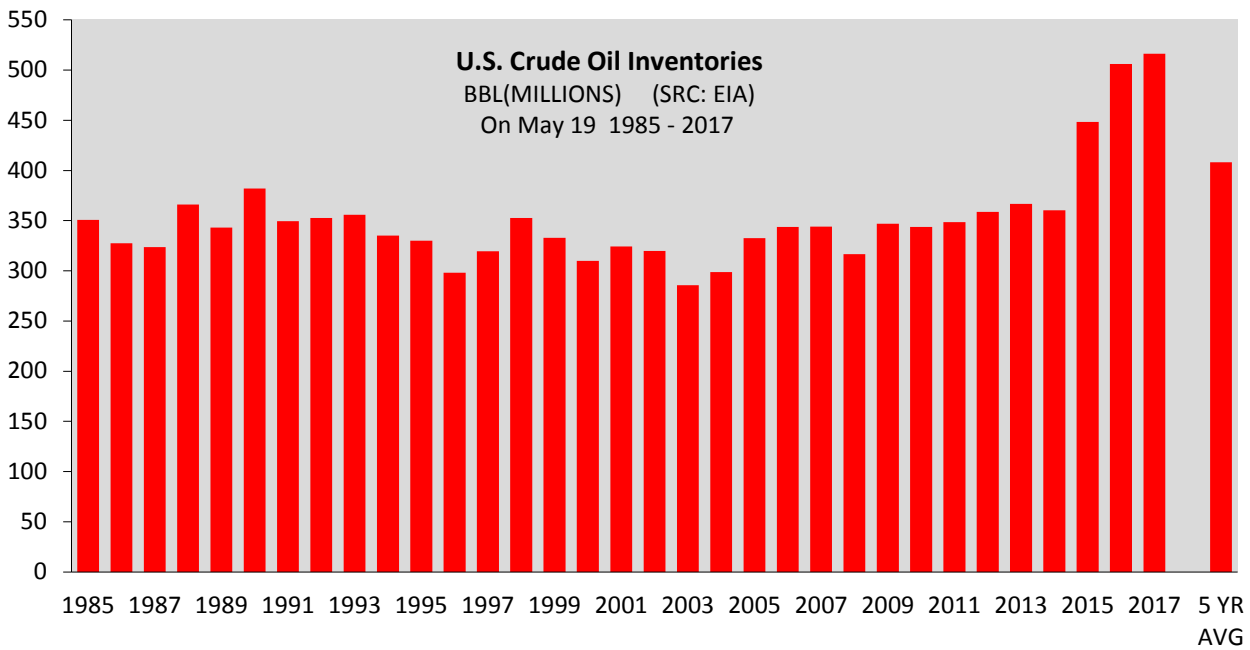
SRC:AAA \$/GAL	Connecticut Retail Regular Unleaded				
	Bridgeport	Hartford	New Haven-Meriden	New London-Norwich	Statewide
5/24/2016	2.498	2.408	2.409	2.426	2.429
5/17/2017	2.576	2.479	2.480	2.504	2.502
5/24/2017	2.581	2.489	2.492	2.517	2.512
% Change Week Ago	0.2%	0.4%	0.5%	0.5%	0.4%
% Change Year Ago	3.3%	3.4%	3.4%	3.8%	3.4%

SRC:AAA \$/GAL	Connecticut Retail Diesel				
	Bridgeport	Hartford	New Haven-Meriden	New London-Norwich	Statewide
5/24/2016	2.599	2.512	2.557	2.460	2.538
5/17/2017	2.756	2.664	2.698	2.597	2.690
5/24/2017	2.747	2.663	2.698	2.583	2.688
% Change Week Ago	-0.3%	0.0%	0.0%	-0.5%	-0.1%
% Change Year Ago	5.7%	6.0%	5.5%	5.0%	5.9%

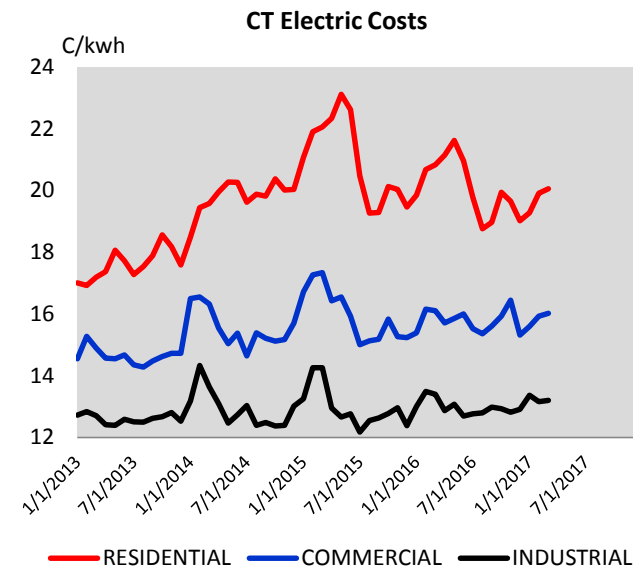
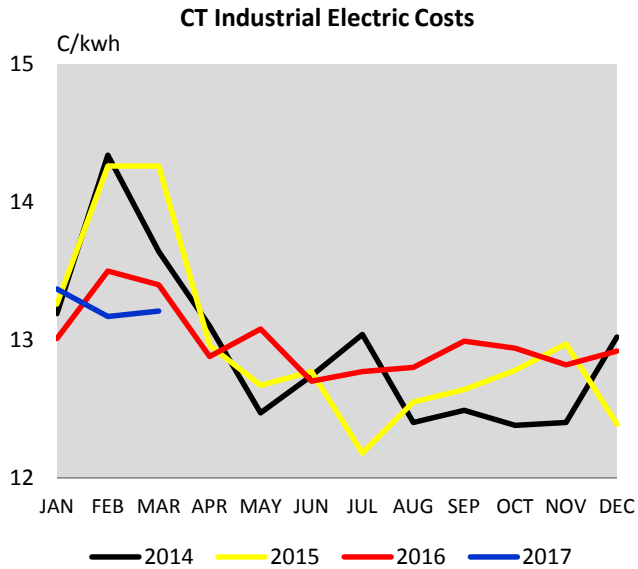
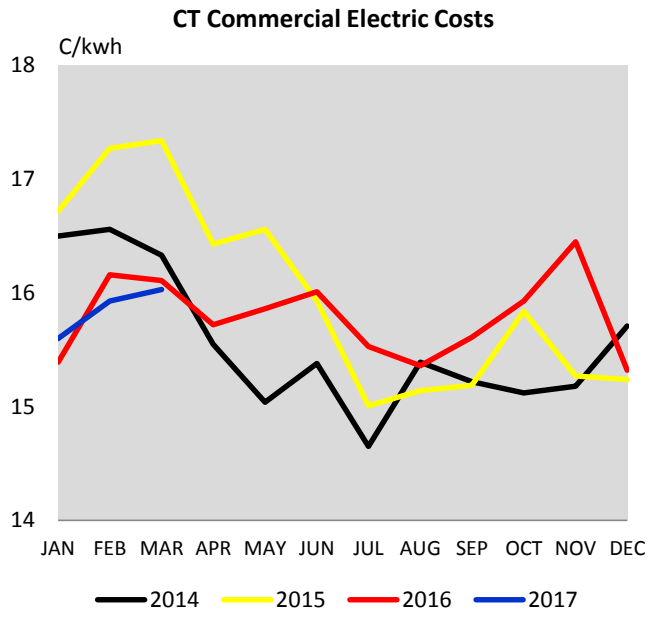
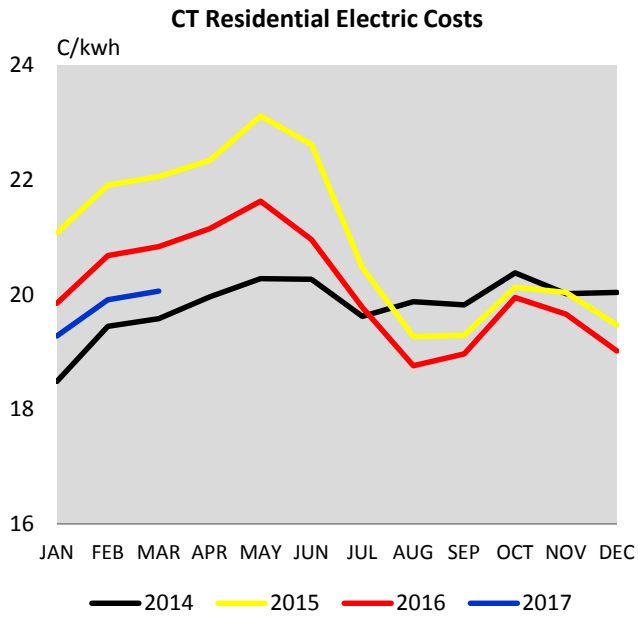




Crude Oil Spot Prices		
	\$/Bbl Src:Oil Daily	
	WTI	Brent
5/24/2016	48.04	48.42
5/17/2017	49.04	51.75
5/24/2017	50.99	53.28
% Change Year Ago	6.1%	10.0%
% Change Week Ago	4.0%	3.0%



Average Retail Price of Electricity To Ultimate Customers By End-Use Sector
 U.S. Energy Information Administration / Electric Power Monthly
 Cents Per Kilowatt-Hour



	Residential	Commercial	Industrial	Total
Src:EIA	Cents/Kwh	Cents/Kwh	Cents/Kwh	Cents/Kwh
March 2016	20.84	16.11	13.40	17.87
March 2017	20.06	16.03	13.21	17.44
% Change Year Ago	-3.7%	-0.5%	-1.4%	-2.4%