

CONNECTICUT ENERGY PRICE REPORT

Denotes falling prices compared to year earlier

Denotes flat prices compared to year earlier

Denotes rising prices compared to year earlier



CONNECTICUT RETAIL HEATING OIL	
\$/GAL	
LATEST	5/8/2017 2.394
WEEK AGO	5/1/2017 2.452
MONTH AGO	4/10/2017 2.497
YEAR AGO	5/9/2016 2.143
SRC: DEEP	



CRUDE OIL WTI SPOT PRICE	
\$/BBL	
LATEST	5/10/2017 47.28
WEEK AGO	5/3/2017 47.79
MONTH AGO	4/10/2017 53.06
YEAR AGO	5/10/2016 44.68
SRC: OIL DAILY	



CT RETAIL GASOLINE UNLEADED REGULAR	
\$/GAL	
LATEST	5/10/2017 2.508
WEEK AGO	5/3/2017 2.521
MONTH AGO	4/10/2017 2.445
YEAR AGO	5/10/2016 2.353
SRC: AAA	



CONNECTICUT RETAIL RESIDENTIAL PROPANE	
\$/GAL	
LATEST	3/27/2017 2.969
WEEK AGO	3/20/2017 2.988
MONTH AGO	2/27/2017 2.989
YEAR AGO	3/28/2016 2.512
SRC: EIA SRC: EIA	



CT RESIDENTIAL NATURAL GAS	
\$/MCF	
LATEST	Feb-2017 13.19
YEAR AGO	Feb-2016 10.67
2 YEARS AGO	Feb-2015 11.10
3 YEARS AGO	Feb-2014 13.13
SRC: EIA	



CT RESIDENTIAL ELECTRICITY	
CENTS/KWH *	
LATEST	Feb-2017 19.91
YEAR AGO	Feb-2016 20.68
2 YEARS AGO	Feb-2015 21.91
3 YEARS AGO	Feb-2014 19.45
SRC: EIA	



CT COMMERCIAL ELECTRICITY	
CENTS/KWH *	
LATEST	Feb-2017 15.93
YEAR AGO	Feb-2016 16.16
2 YEARS AGO	Feb-2015 17.27
3 YEARS AGO	Feb-2014 16.56
SRC: EIA	

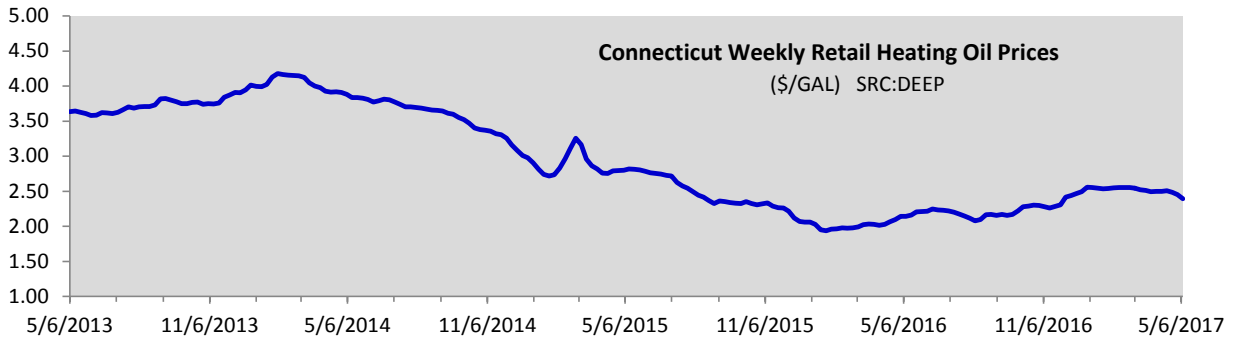
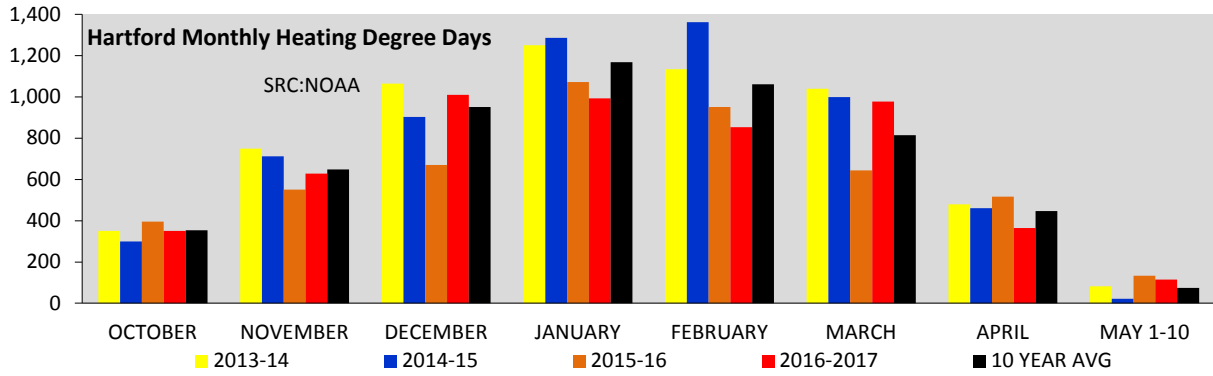


CT INDUSTRIAL ELECTRICITY	
CENTS/KWH *	
LATEST	Feb-2017 13.17
YEAR AGO	Feb-2016 13.50
2 YEARS AGO	Feb-2015 14.26
3 YEARS AGO	Feb-2014 14.34
SRC: EIA	

* Total Cost/Kwh including generation and transmission components

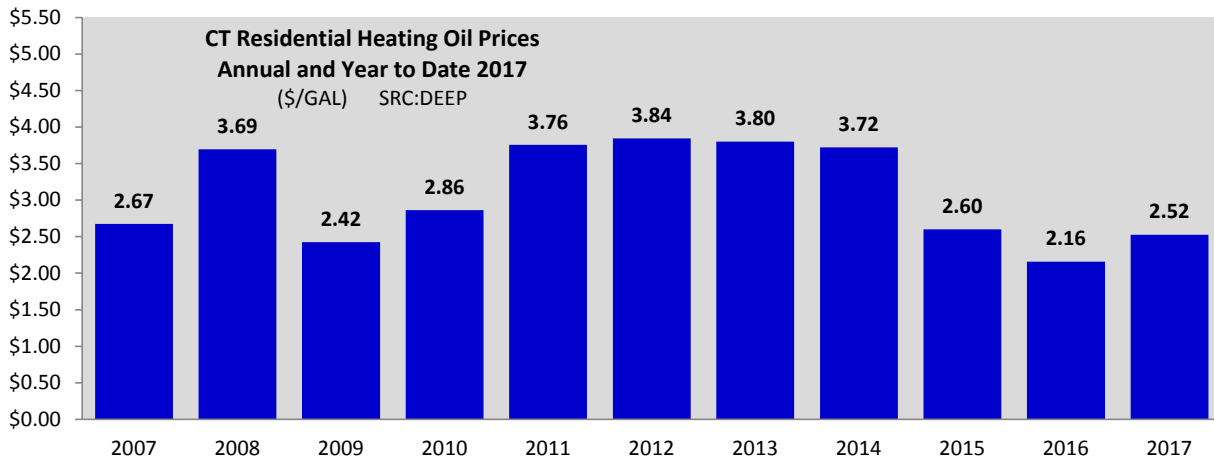
PRICE COMPARISONS of HEATING FUELS IN \$ PER HEATING OIL GALLON EQUIVALENTS (HOGES)

	CT RES NAT GAS \$/GAL HOGES	CT HEATING OIL \$/GAL HOGES	CT RES PROPANE \$/GAL HOGES
Oct'15 - Feb'16	1.532	2.139	3.802
Oct'16 - Feb'17	1.725	2.421	4.304

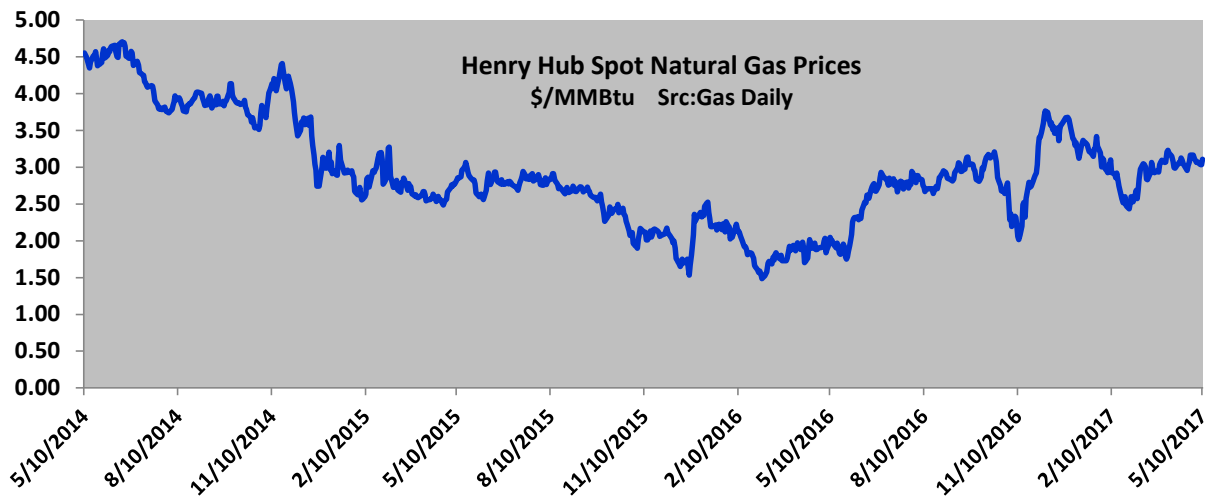
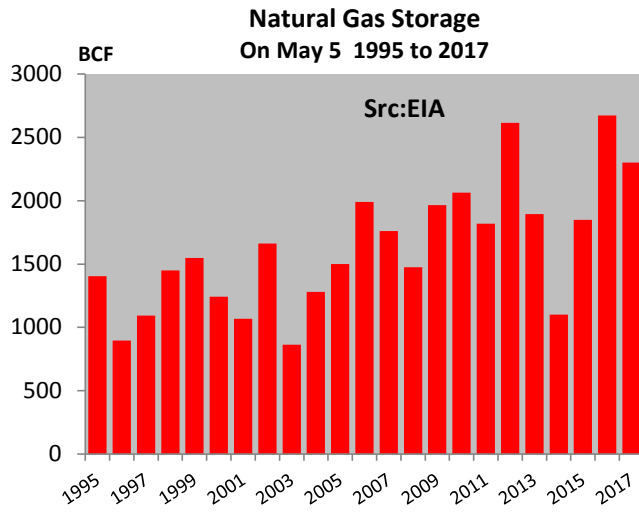
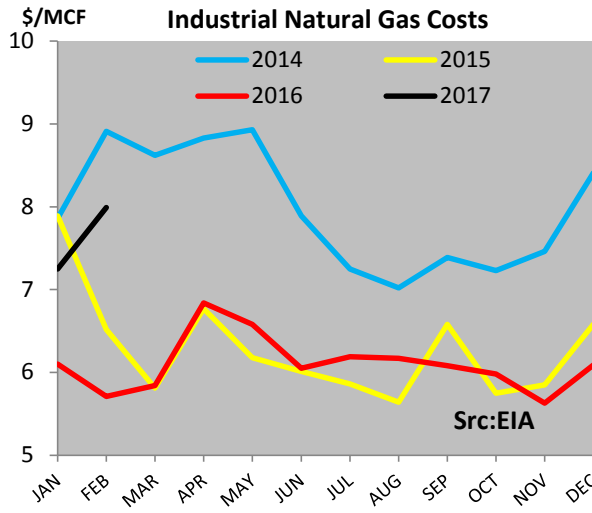
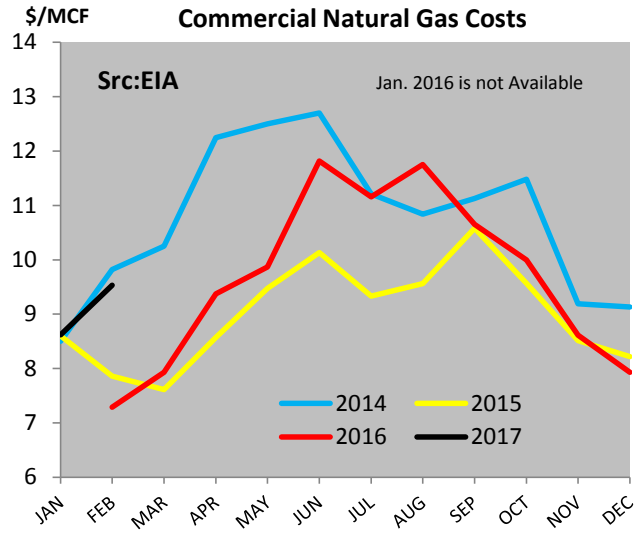
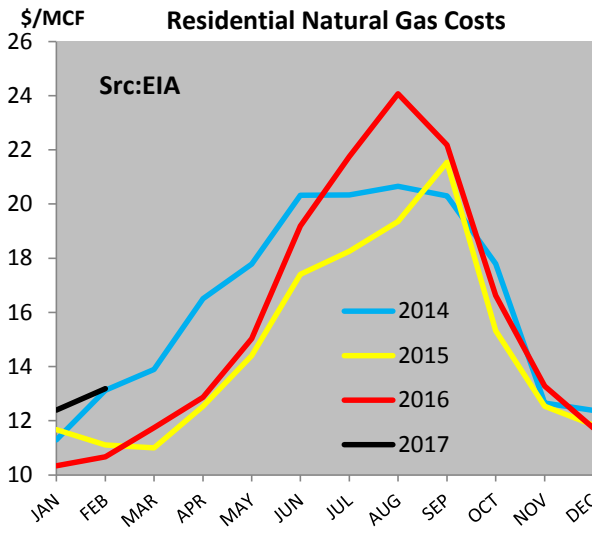


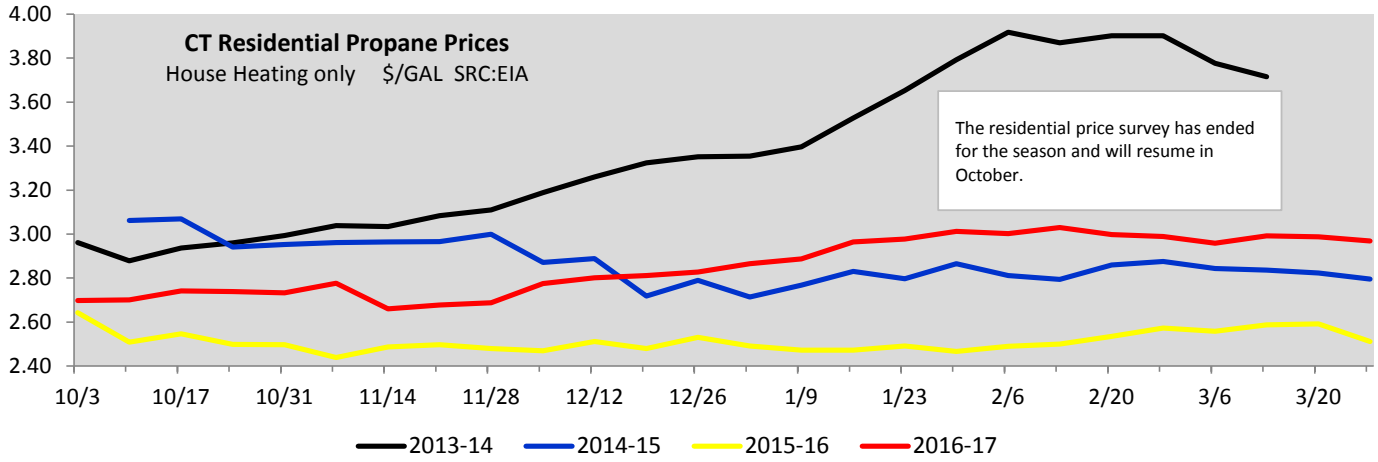
Retail Heating Oil Prices	
\$/Gal Src:DEEP	
5/9/2016	\$2.143
5/1/2017	\$2.452
5/8/2017	\$2.394
% Change Year Ago	11.7%
% Change Week Ago	-2.3%

Spot Heating Oil Prices	
\$/Gal Src:Oil Daily	
5/10/2016	\$1.275
5/3/2017	\$1.405
5/10/2017	\$1.418
% Change Year Ago	11.2%
% Change Week Ago	1.0%



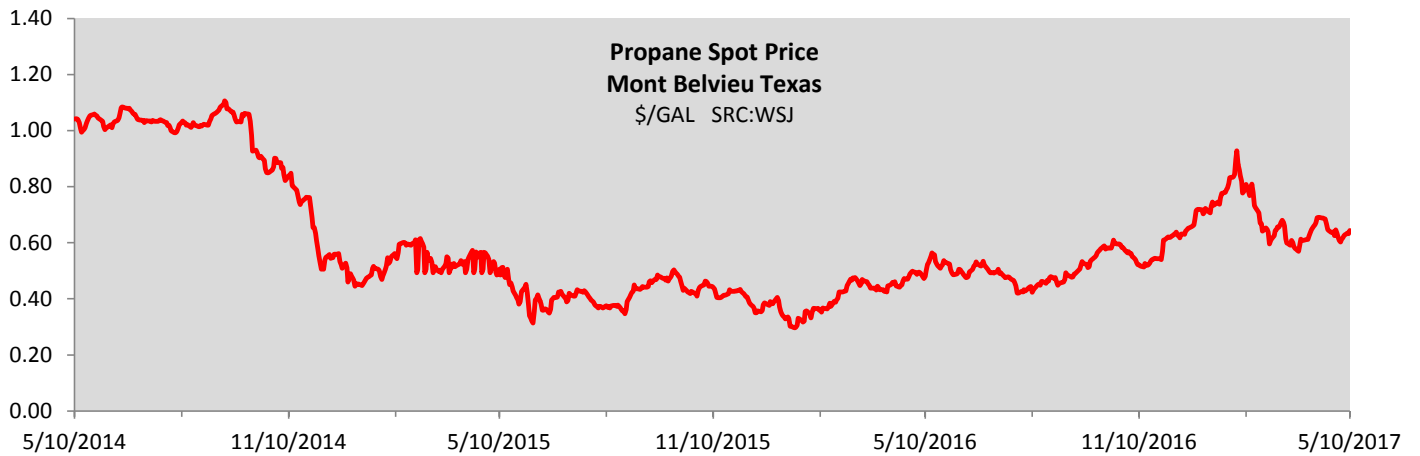
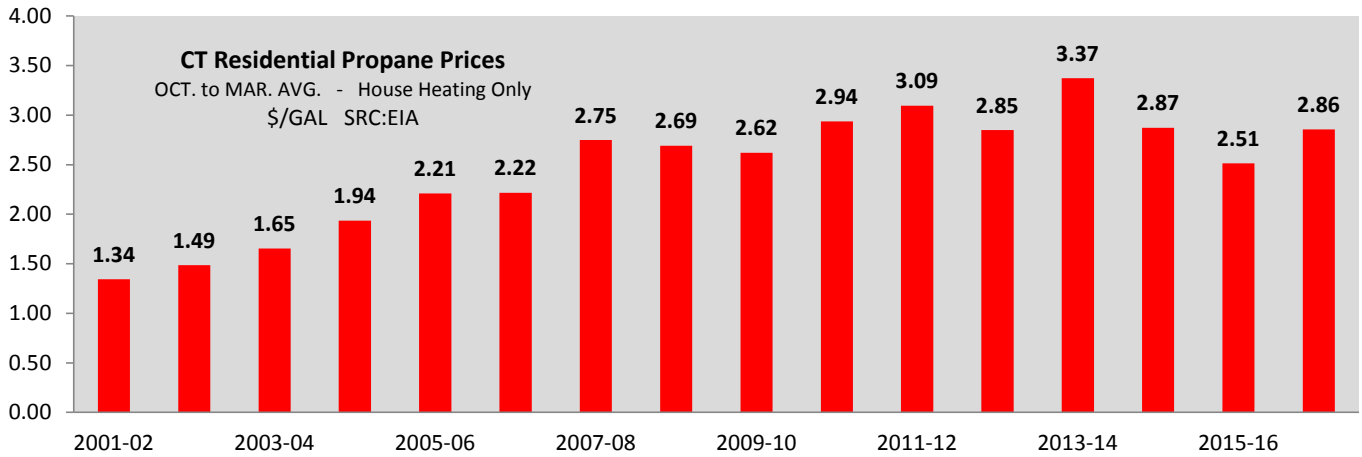
Connecticut Natural Gas

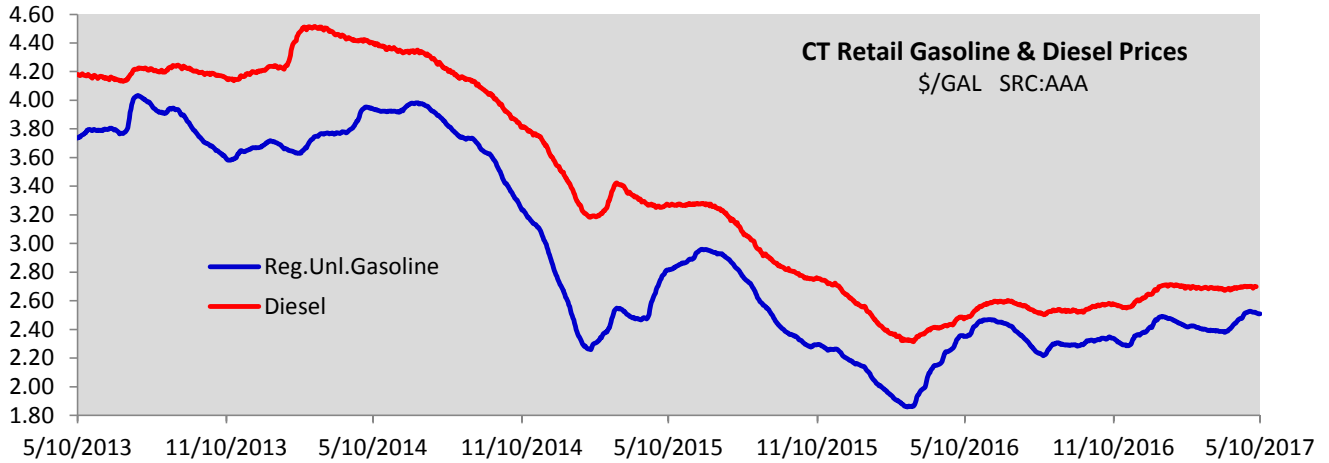




Retail Propane Heating Prices	
\$/Gal Src:EIA	
3/28/2016	\$2.512
3/20/2017	\$2.988
3/27/2017	\$2.969
% Change Year Ago	18.2%
% Change Week Ago	-0.6%

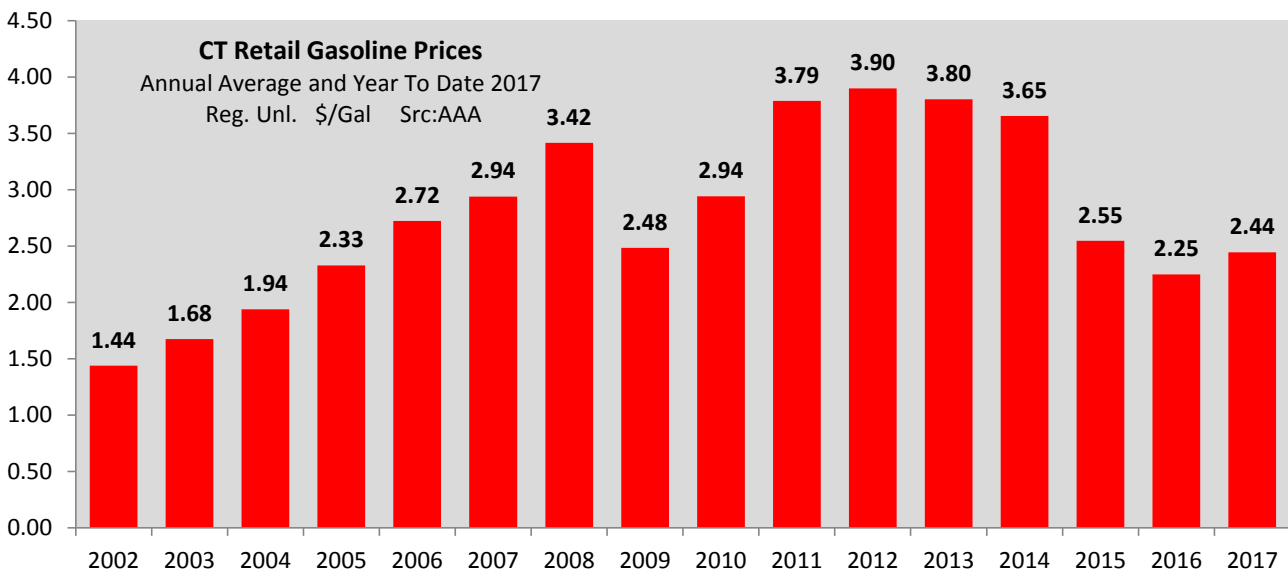
Spot Propane Prices	
\$/Gal Src:WSJ	
5/10/2016	\$0.480
5/3/2017	\$0.612
5/10/2017	\$0.644
% Change Year Ago	34.1%
% Change Week Ago	5.2%

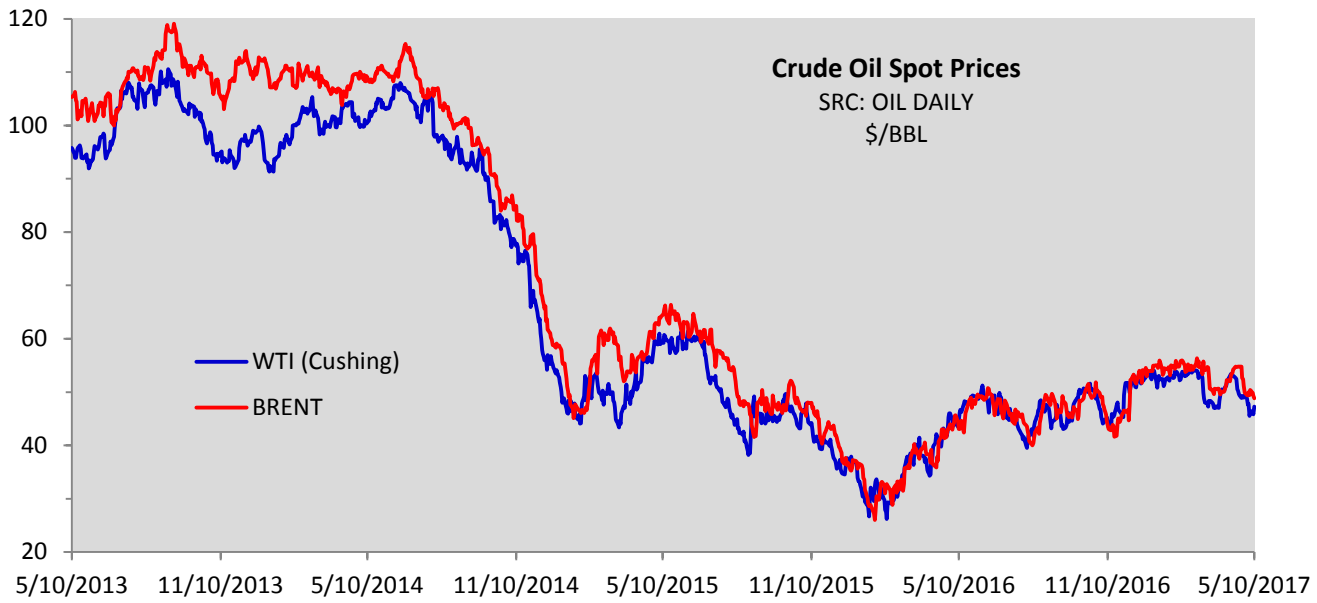




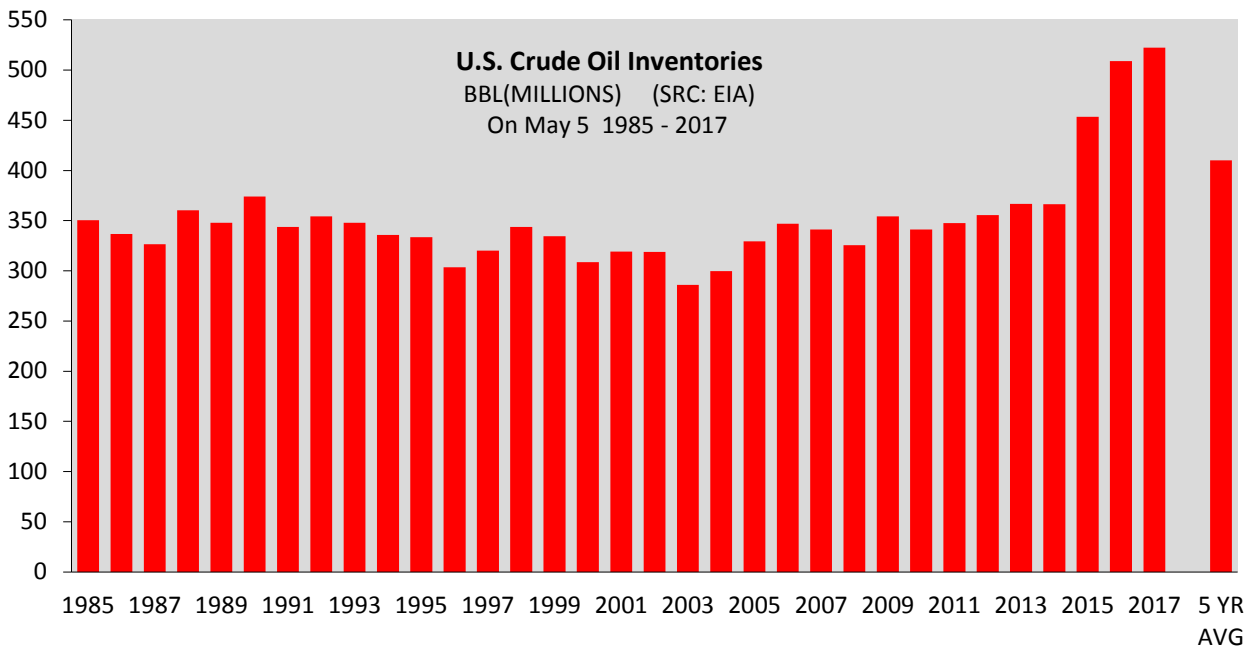
SRC:AAA \$/GAL	Connecticut Retail Regular Unleaded				
	Bridgeport	Hartford	New Haven-Meriden	New London-Norwich	Statewide
5/10/2016	2.419	2.327	2.345	2.349	2.353
5/3/2017	2.588	2.499	2.498	2.518	2.521
5/10/2017	2.577	2.470	2.486	2.552	2.508
% Change Week Ago	-0.4%	-1.2%	-0.5%	1.4%	-0.5%
% Change Year Ago	6.5%	6.1%	6.0%	8.6%	6.6%

SRC:AAA \$/GAL	Connecticut Retail Diesel				
	Bridgeport	Hartford	New Haven-Meriden	New London-Norwich	Statewide
5/10/2016	2.554	2.444	2.507	2.478	2.480
5/3/2017	2.757	2.670	2.706	2.639	2.699
5/10/2017	2.749	2.668	2.699	2.695	2.694
% Change Week Ago	-0.3%	-0.1%	-0.3%	2.1%	-0.2%
% Change Year Ago	7.6%	9.2%	7.7%	8.8%	8.6%

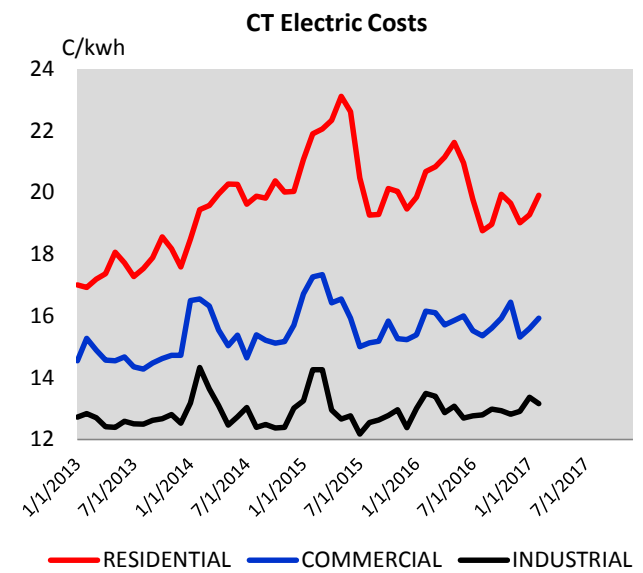
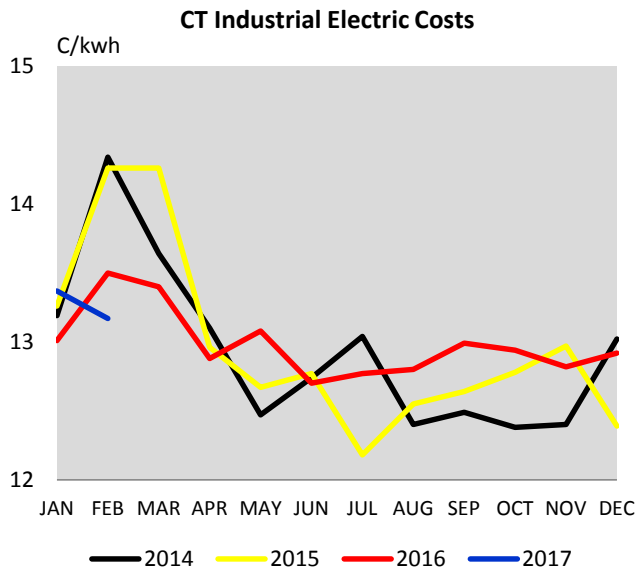
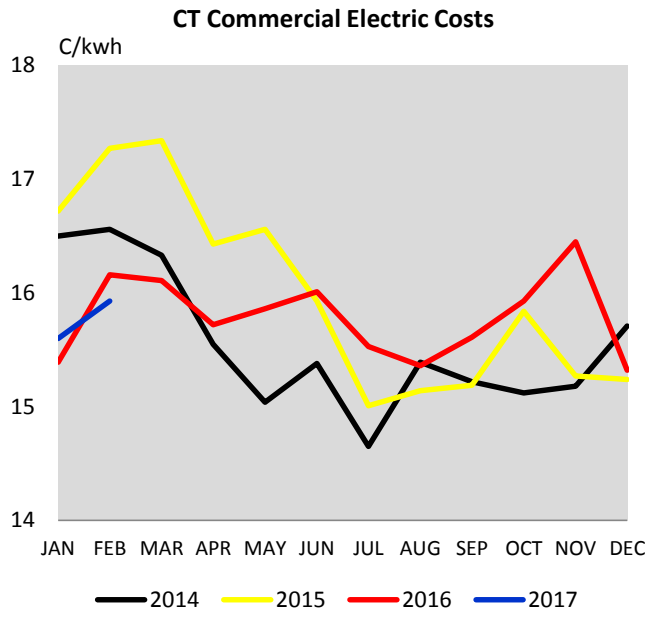
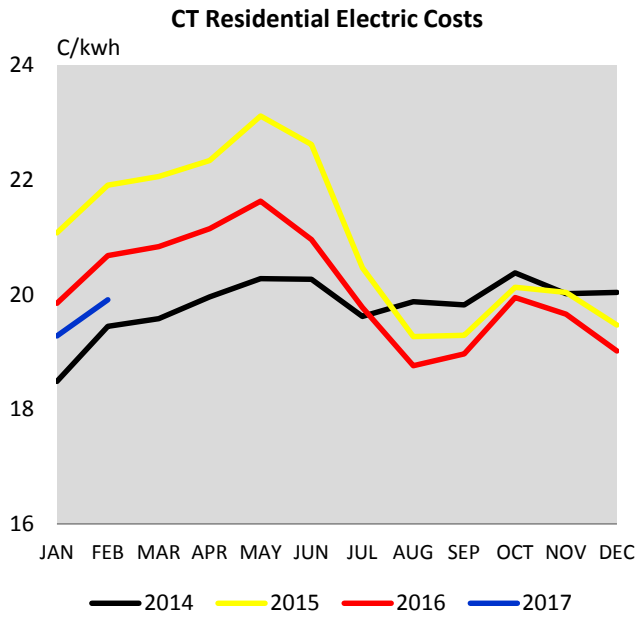




Crude Oil Spot Prices		
	\$/Bbl Src:Oil Daily	
	WTI	Brent
5/10/2016	44.68	44.01
5/3/2017	47.79	48.81
5/10/2017	47.28	48.08
% Change Year Ago	5.8%	9.2%
% Change Week Ago	-1.1%	-1.5%



Average Retail Price of Electricity To Ultimate Customers By End-Use Sector
 U.S. Energy Information Administration / Electric Power Monthly
 Cents Per Kilowatt-Hour



	Residential	Commercial	Industrial	Total
Src:EIA	Cents/Kwh	Cents/Kwh	Cents/Kwh	Cents/Kwh
January 2016	19.85	15.39	13.01	17.21
January 2017	19.28	15.60	13.37	17.15
% Change Year Ago	-2.9%	1.4%	2.8%	-0.3%