

CONNECTICUT ENERGY PRICE REPORT

Denotes falling prices compared to year earlier

Denotes flat prices compared to year earlier

Denotes rising prices compared to year earlier



**CONNECTICUT RETAIL
HEATING OIL**

\$/GAL

LATEST	3/27/2017	2.492
WEEK AGO	3/20/2017	2.510
MONTH AGO	2/27/2017	2.553
YEAR AGO	3/28/2016	2.030
SRC: DEEP		



**CRUDE OIL
WTI SPOT PRICE**

\$/BBL

3/29/2017	49.47
3/22/2017	47.29
2/28/2017	54.00
3/29/2016	36.91
SRC: OIL DAILY	



**CT RETAIL GASOLINE
UNLEADED REGULAR**

\$/GAL

3/29/2017	2.385
3/22/2017	2.387
2/28/2017	2.401
3/29/2016	2.110
SRC: AAA	



**CONNECTICUT RETAIL
RESIDENTIAL PROPANE**

\$/GAL

3/27/2017	2.969
3/20/2017	2.988
2/27/2017	2.989
3/28/2016	2.512
SRC: EIA	



**CT RESIDENTIAL
NATURAL GAS**

\$/MCF

LATEST	Dec-2016	11.73
YEAR AGO	Dec-2015	11.84
2 YEARS AGO	Dec-2014	12.38
3 YEARS AGO	Dec-2013	12.48
SRC: EIA		



**CT RESIDENTIAL
ELECTRICITY**

CENTS/KWH *

Jan-2017	19.02
Jan-2016	19.47
Jan-2015	20.04
Jan-2014	17.59
SRC: EIA	



**CT COMMERCIAL
ELECTRICITY**

CENTS/KWH *

Jan-2017	15.32
Jan-2016	15.24
Jan-2015	15.71
Jan-2014	14.73
SRC: EIA	



**CT INDUSTRIAL
ELECTRICITY**

CENTS/KWH *

Jan-2017	12.92
Jan-2016	12.39
Jan-2015	13.02
Jan-2014	12.53
SRC: EIA	

SRC: EIA

SRC: EIA

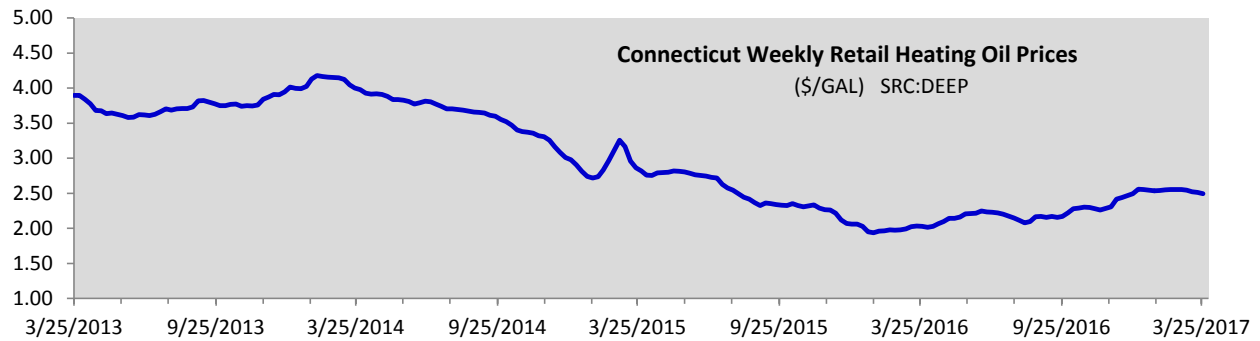
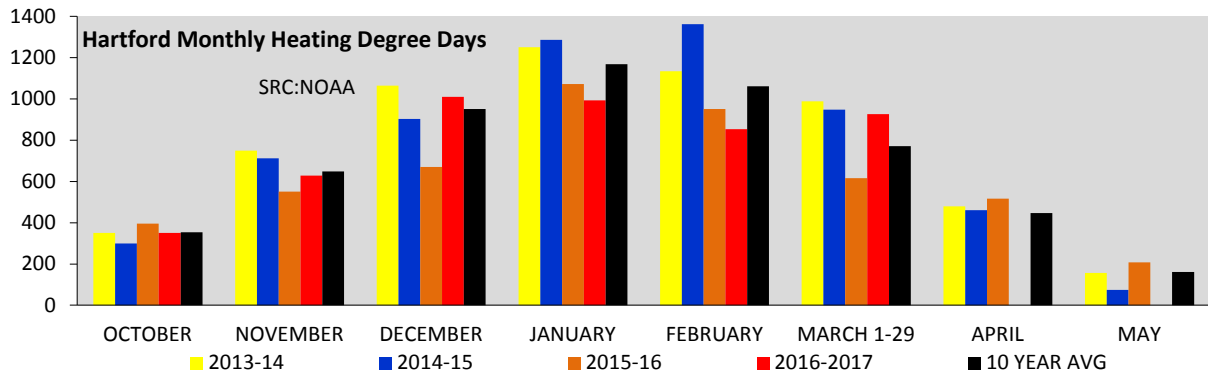
SRC: EIA

SRC: EIA

* Total Cost/Kwh including generation and transmission components

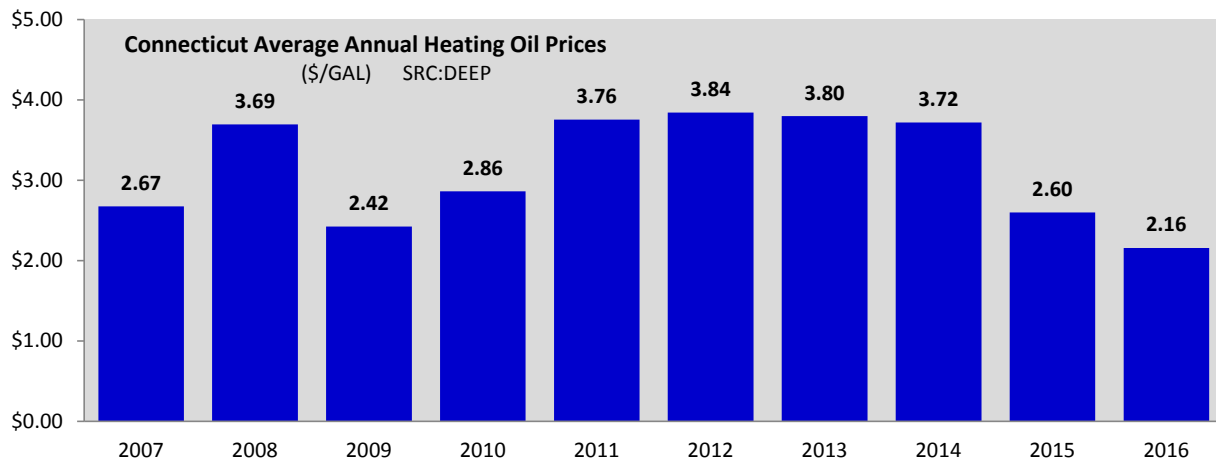
PRICE COMPARISONS of HEATING FUELS IN \$ PER HEATING OIL GALLON EQUIVALENTS (HOGES)

	CT RES NAT GAS \$/GAL HOGES	CT HEATING OIL \$/GAL HOGES	CT RES PROPANE \$/GAL HOGES
Oct'15 - Dec'15	1.718	2.249	3.807
Oct'16 - Dec'16	1.734	2.333	4.162

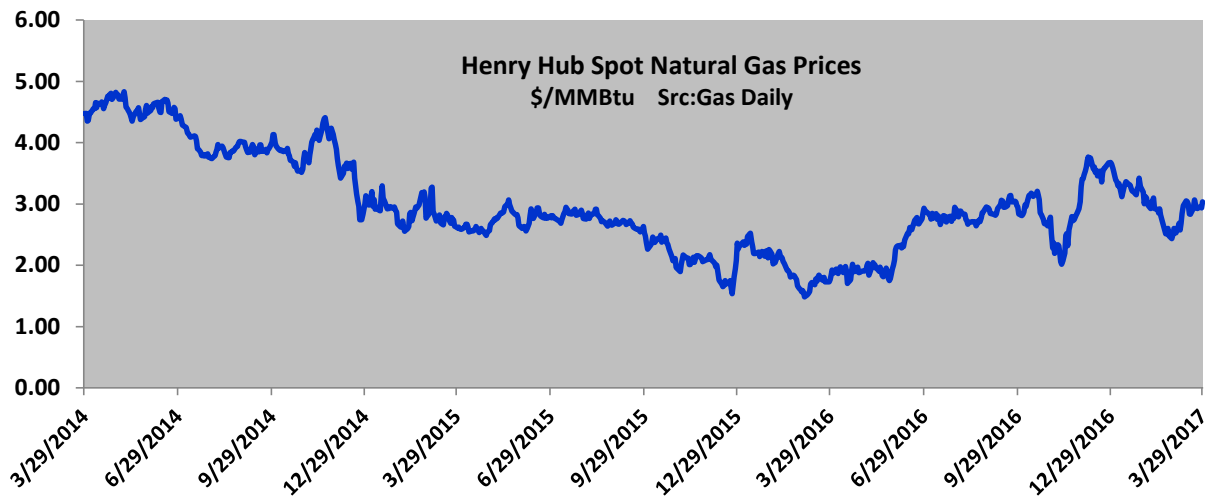
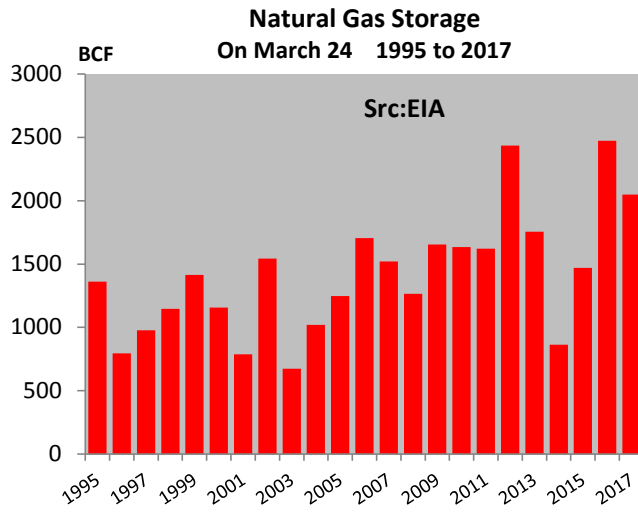
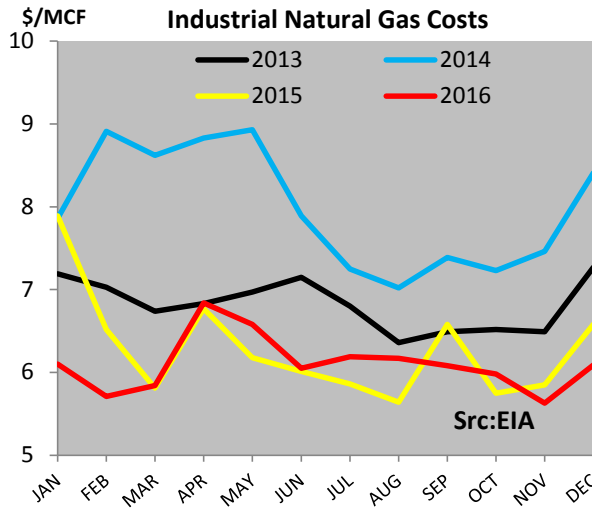
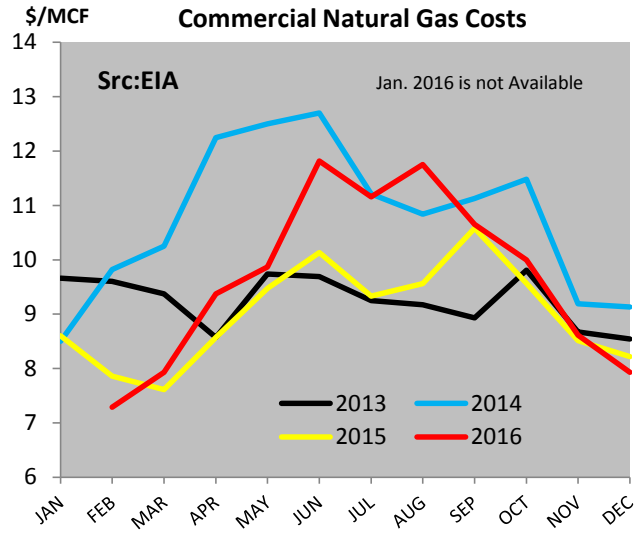
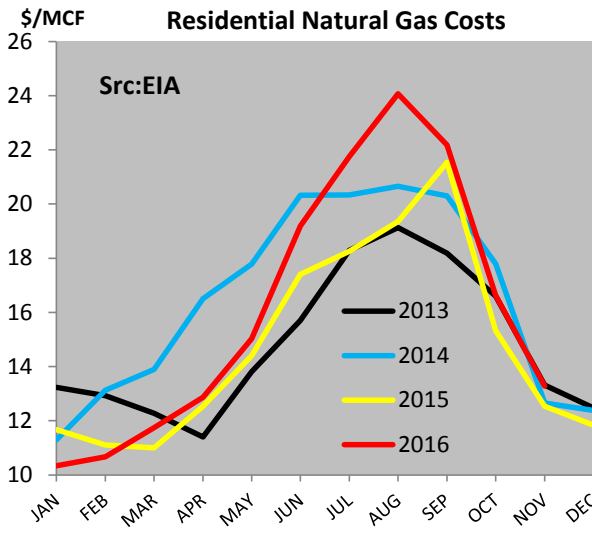


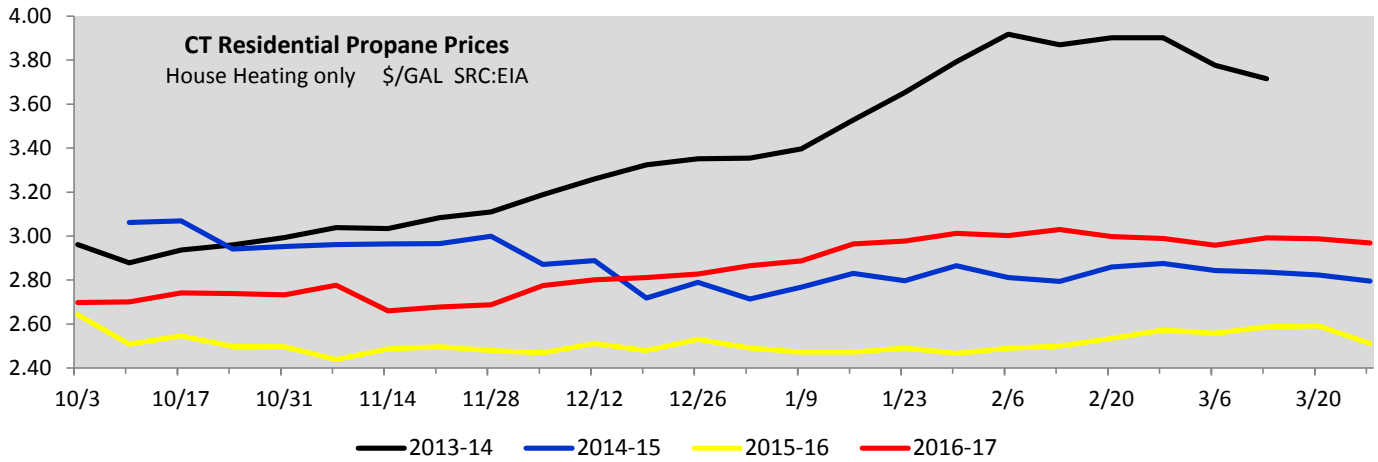
	Retail Heating Oil Prices \$/Gal Src:DEEP
3/28/2016	\$2.030
3/20/2017	\$2.510
3/27/2017	\$2.492
% Change Year Ago	22.8%
% Change Week Ago	-0.7%

	Spot Heating Oil Prices \$/Gal Src:Oil Daily
3/29/2016	\$1.100
3/22/2017	\$1.451
3/29/2017	\$1.496
% Change Year Ago	36.0%
% Change Week Ago	3.1%



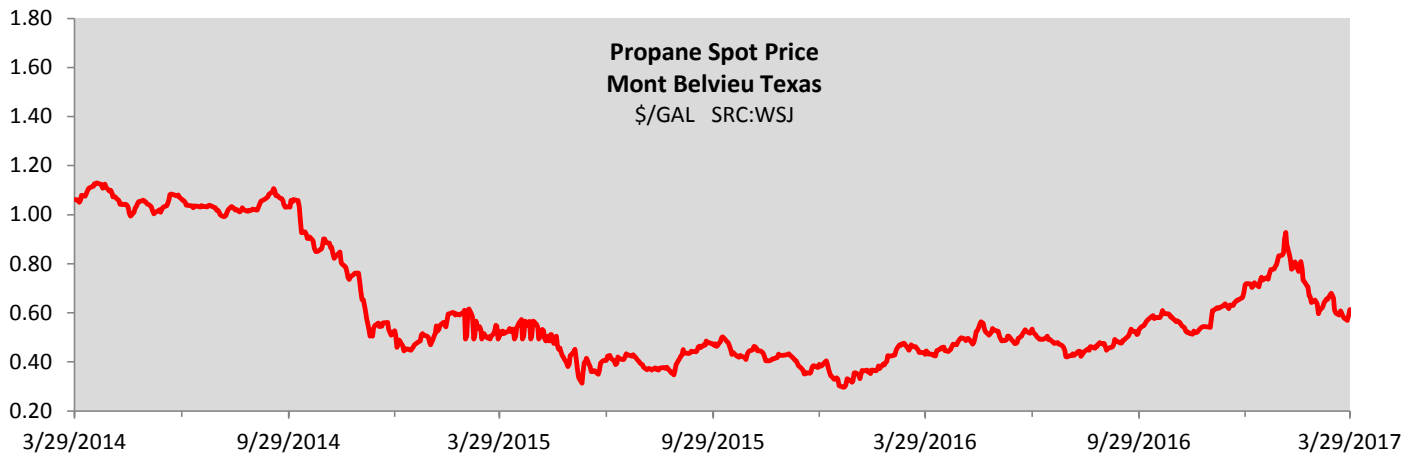
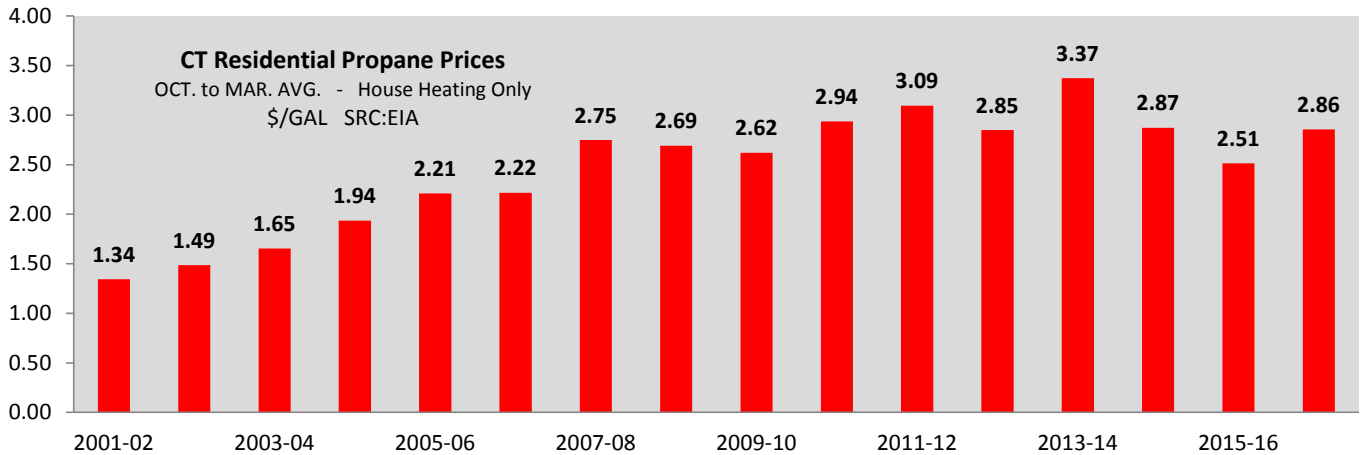
Connecticut Natural Gas

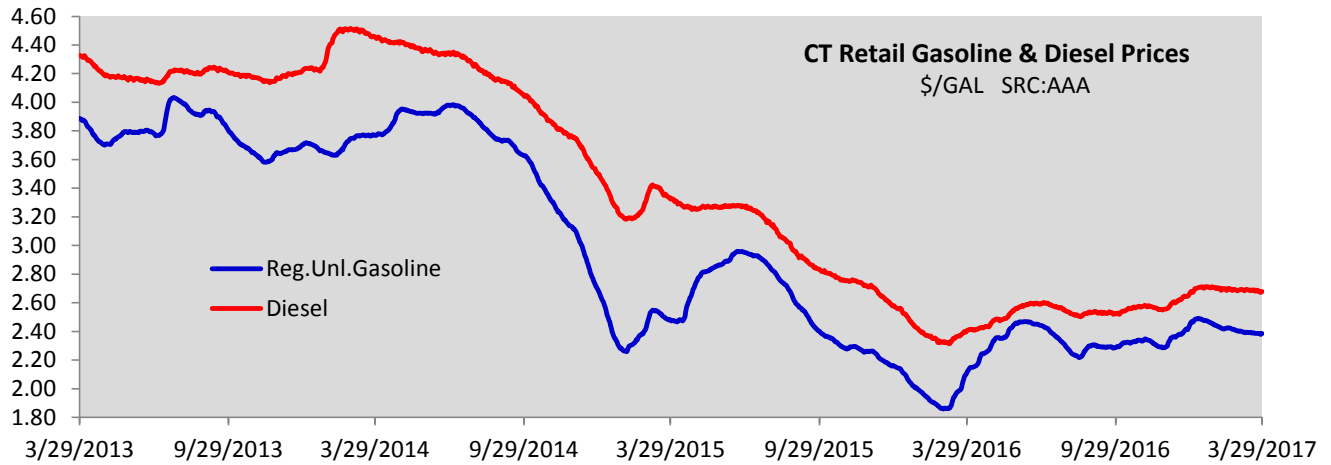




Retail Propane Heating Prices	
\$/Gal Src:EIA	
3/28/2016	\$2.512
3/20/2017	\$2.988
3/27/2017	\$2.969
% Change Year Ago	18.2%
% Change Week Ago	-0.6%

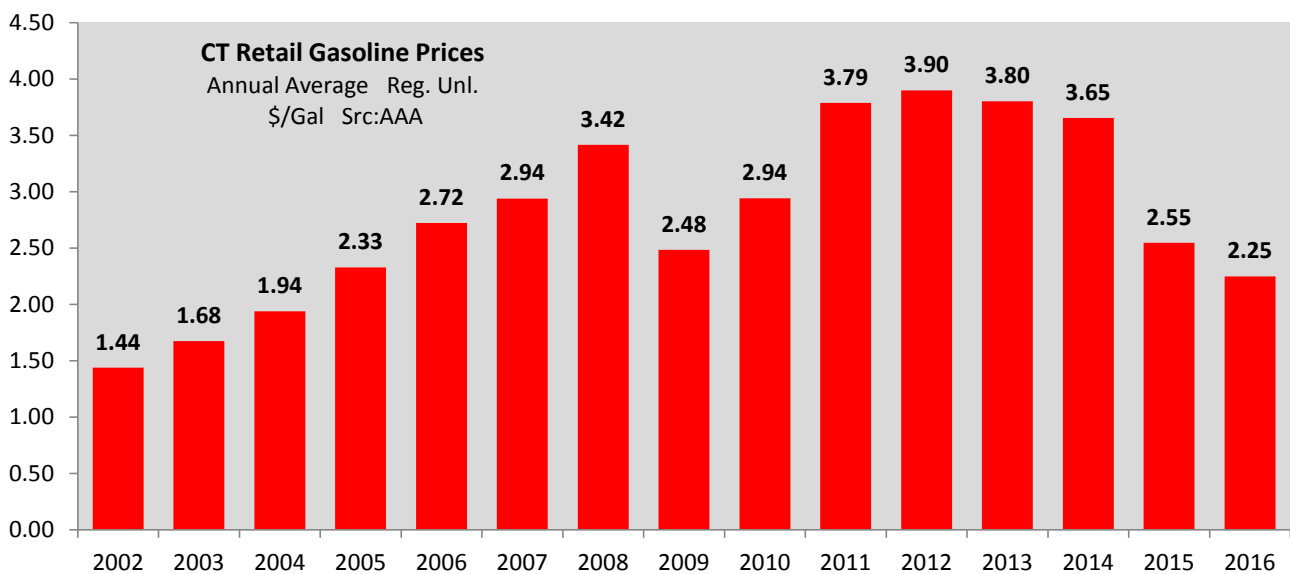
Spot Propane Prices	
\$/Gal Src:WSJ	
3/29/2016	\$0.431
3/22/2017	\$0.600
3/29/2017	\$0.613
% Change Year Ago	42.2%
% Change Week Ago	2.2%

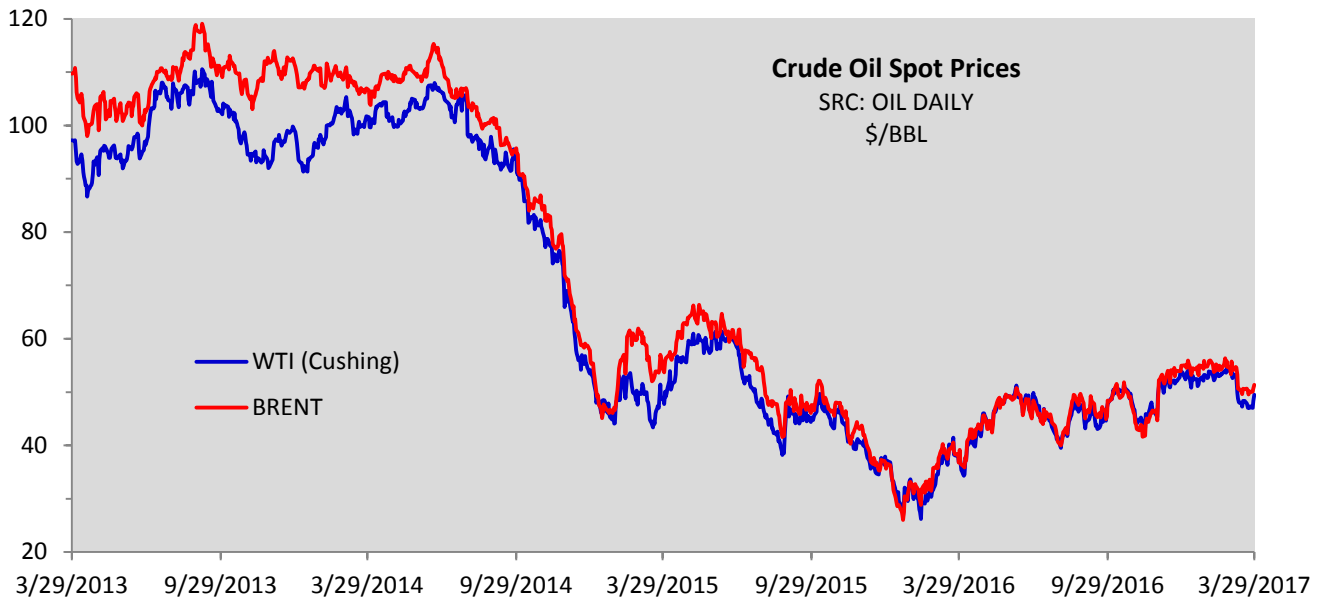




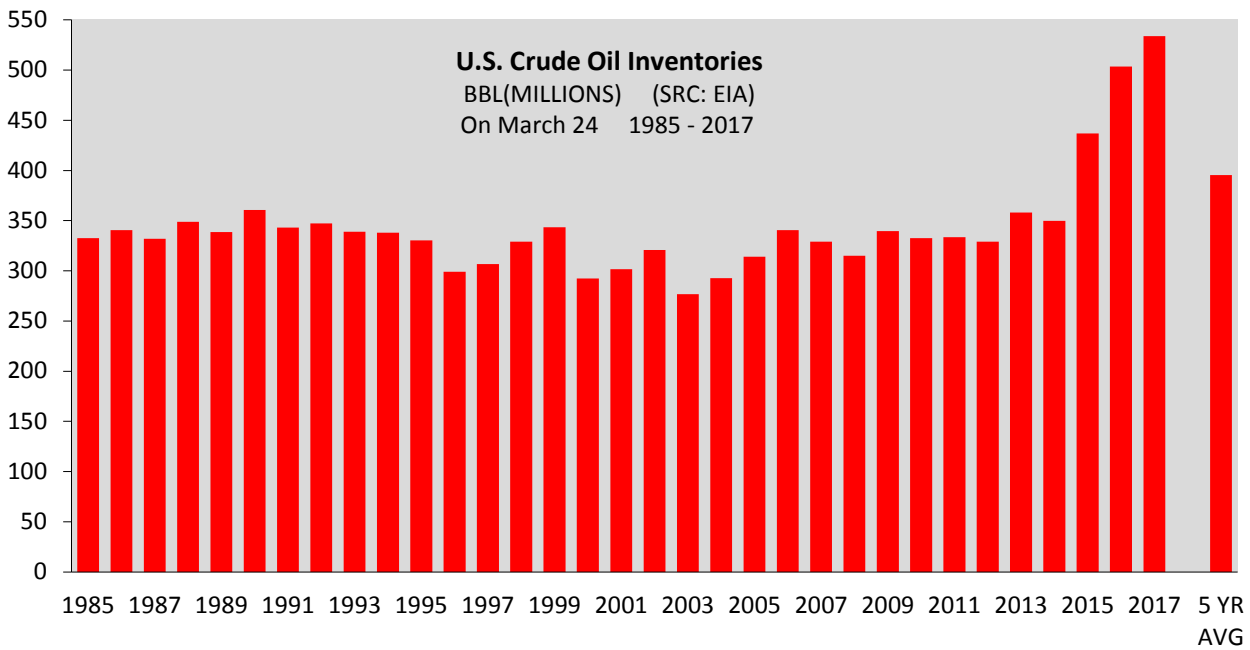
SRC:AAA \$/GAL	Connecticut Retail Regular Unleaded				
	Bridgeport	Hartford	New Haven-Meriden	New London-Norwich	Statewide
3/29/2016	2.176	2.092	2.089	2.101	2.110
3/22/2017	2.466	2.364	2.368	2.338	2.387
3/29/2017	2.466	2.362	2.366	2.337	2.385
% Change Week Ago	0.0%	-0.1%	-0.1%	0.0%	-0.1%
% Change Year Ago	13.3%	12.9%	13.3%	11.2%	13.0%

SRC:AAA \$/GAL	Connecticut Retail Diesel				
	Bridgeport	Hartford	New Haven-Meriden	New London-Norwich	Statewide
3/29/2016	2.462	2.380	2.427	2.363	2.405
3/22/2017	2.755	2.659	2.697	2.612	2.687
3/29/2017	2.747	2.650	2.689	2.600	2.679
% Change Week Ago	-0.3%	-0.3%	-0.3%	-0.5%	-0.3%
% Change Year Ago	11.6%	11.3%	10.8%	10.0%	11.4%

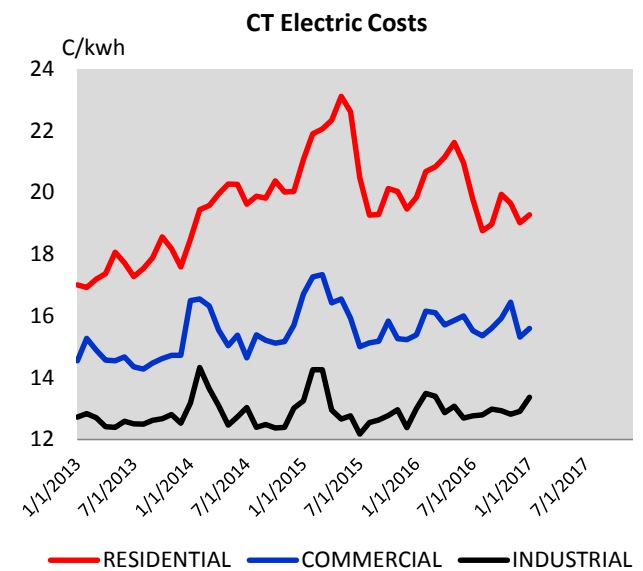
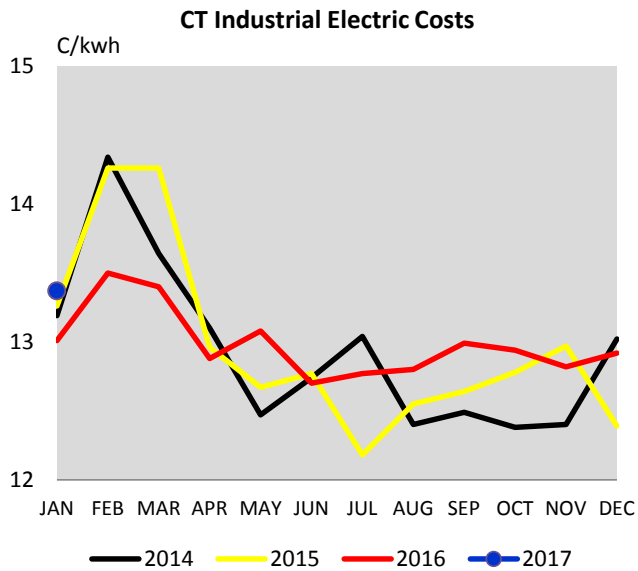
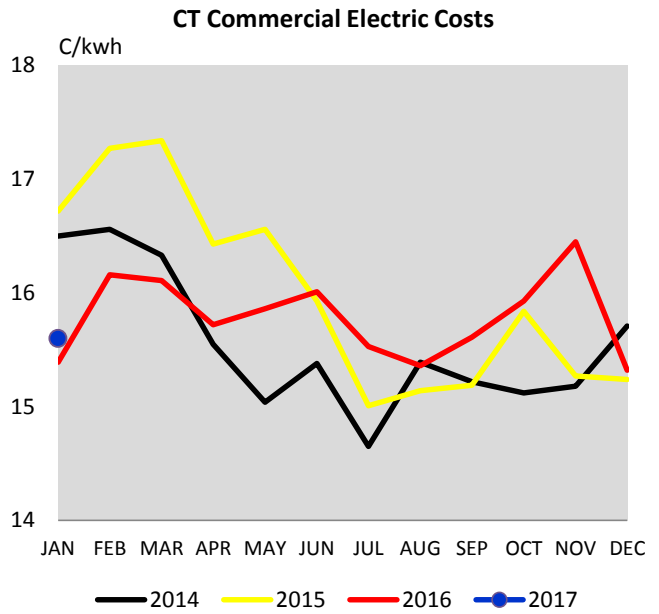
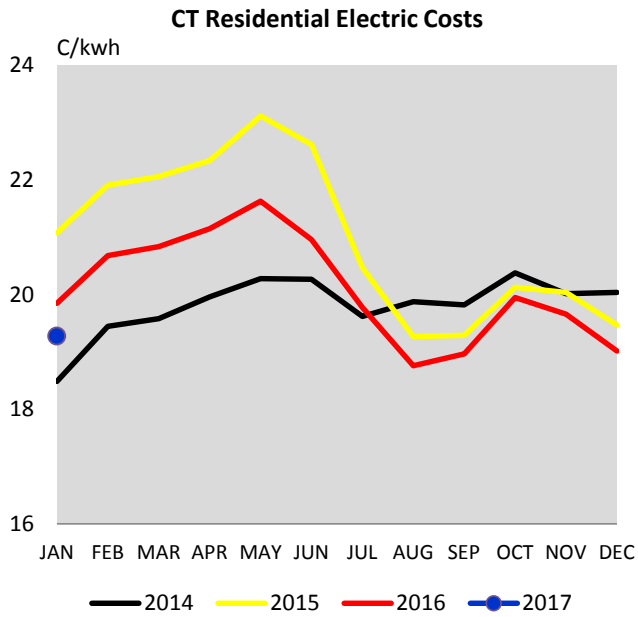




Crude Oil Spot Prices		
	\$/Bbl Src:Oil Daily	
	WTI	Brent
3/29/2016	36.91	36.75
3/22/2017	47.29	49.55
3/29/2017	49.47	51.35
% Change Year Ago	34.0%	39.7%
% Change Week Ago	4.6%	3.6%



Average Retail Price of Electricity To Ultimate Customers By End-Use Sector
 U.S. Energy Information Administration / Electric Power Monthly
 Cents Per Kilowatt-Hour



	Residential	Commercial	Industrial	Total
Src:EIA	Cents/Kwh	Cents/Kwh	Cents/Kwh	Cents/Kwh
January 2016	19.85	15.39	13.01	17.21
January 2017	19.28	15.60	13.37	17.15
% Change Year Ago	-2.9%	1.4%	2.8%	-0.3%