

## CONNECTICUT ENERGY PRICE REPORT

Denotes falling prices compared to year earlier

Denotes flat prices compared to year earlier

Denotes rising prices compared to year earlier



CONNECTICUT RETAIL HEATING OIL	
\$/GAL	
LATEST	2/27/2017 2.553
WEEK AGO	2/20/2017 2.551
MONTH AGO	1/30/2017 2.537
YEAR AGO	2/29/2016 1.977
SRC: DEEP	



CRUDE OIL WTI SPOT PRICE	
\$/BBL	
LATEST	3/1/2017 53.82
WEEK AGO	2/22/2017 53.61
MONTH AGO	2/1/2017 53.90
YEAR AGO	3/1/2016 34.39
SRC: OIL DAILY	



CT RETAIL GASOLINE UNLEADED REGULAR	
\$/GAL	
LATEST	3/1/2017 2.403
WEEK AGO	2/22/2017 2.414
MONTH AGO	2/1/2017 2.440
YEAR AGO	3/1/2016 1.860
SRC: AAA	



CONNECTICUT RETAIL RESIDENTIAL PROPANE	
\$/GAL	
LATEST	2/27/2017 3.016
WEEK AGO	2/20/2017 2.998
MONTH AGO	1/30/2017 3.013
YEAR AGO	2/29/2016 2.573
SRC: EIA	



CT RESIDENTIAL NATURAL GAS	
\$/MCF	
LATEST	Dec-2016 11.73
YEAR AGO	Dec-2015 11.84
2 YEARS AGO	Dec-2014 12.38
3 YEARS AGO	Dec-2013 12.48
SRC: EIA	



CT RESIDENTIAL ELECTRICITY	
CENTS/KWH *	
LATEST	Dec-2016 19.02
YEAR AGO	Dec-2015 19.47
2 YEARS AGO	Dec-2014 20.04
3 YEARS AGO	Dec-2013 17.59
SRC: EIA	



CT COMMERCIAL ELECTRICITY	
CENTS/KWH *	
LATEST	Dec-2016 15.32
YEAR AGO	Dec-2015 15.24
2 YEARS AGO	Dec-2014 15.71
3 YEARS AGO	Dec-2013 14.73
SRC: EIA	

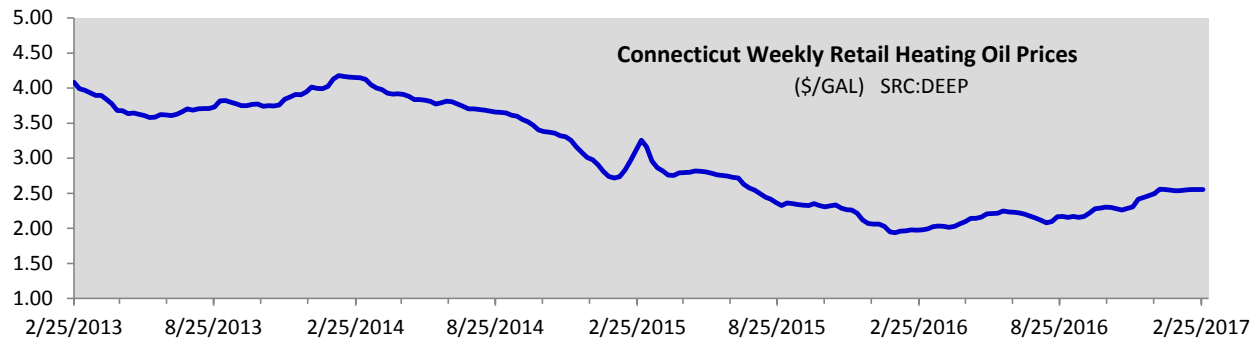
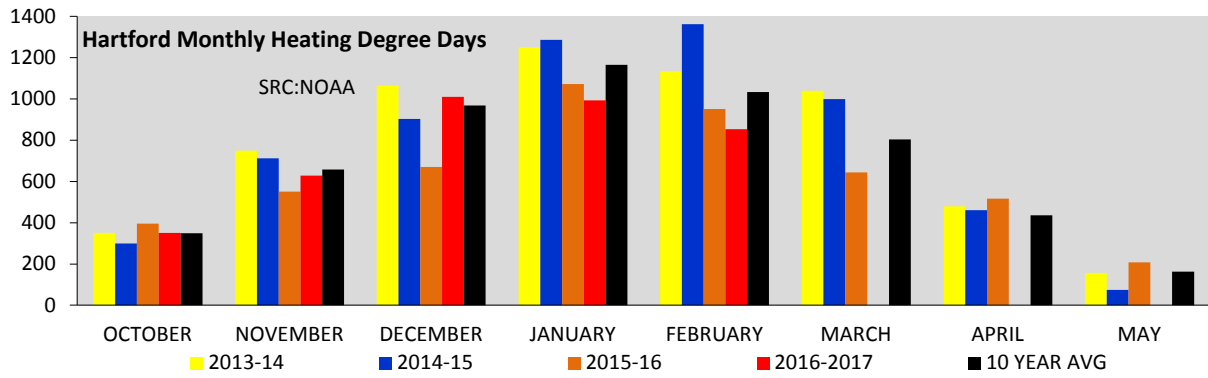


CT INDUSTRIAL ELECTRICITY	
CENTS/KWH *	
LATEST	Dec-2016 12.92
YEAR AGO	Dec-2015 12.39
2 YEARS AGO	Dec-2014 13.02
3 YEARS AGO	Dec-2013 12.53
SRC: EIA	

\* Total Cost/Kwh including generation and transmission components

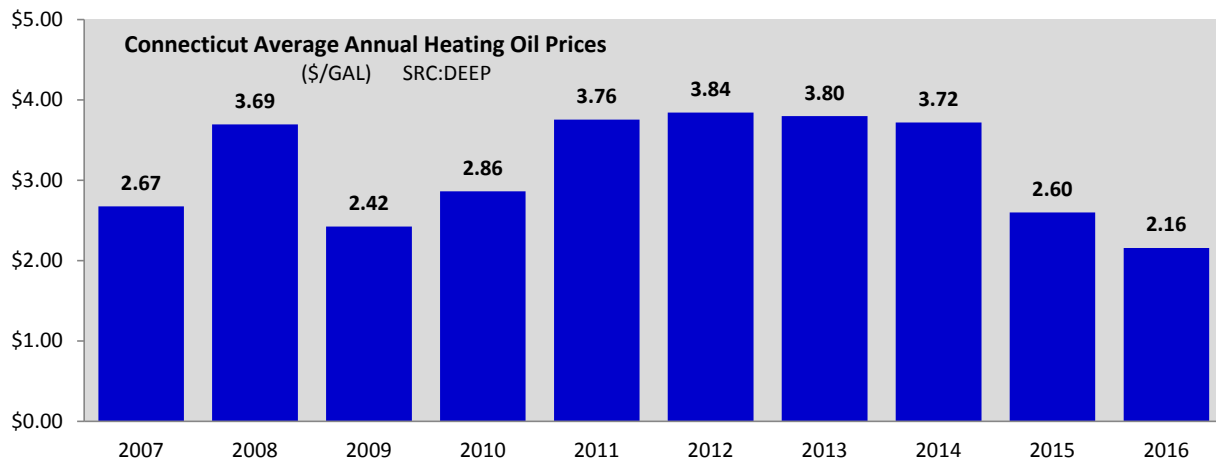
### PRICE COMPARISONS of HEATING FUELS IN \$ PER HEATING OIL GALLON EQUIVALENTS (HOGES)

	CT RES NAT GAS \$/GAL HOGES	CT HEATING OIL \$/GAL HOGES	CT RES PROPANE \$/GAL HOGES
Oct'15 - Dec'15	1.718	2.249	3.807
Oct'16 - Dec'16	1.734	2.333	4.162

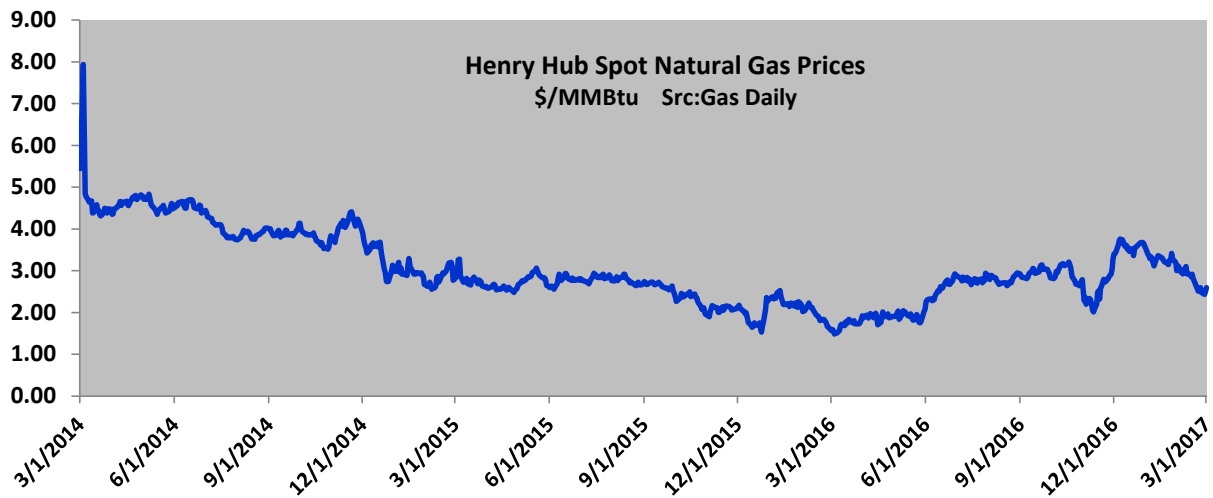
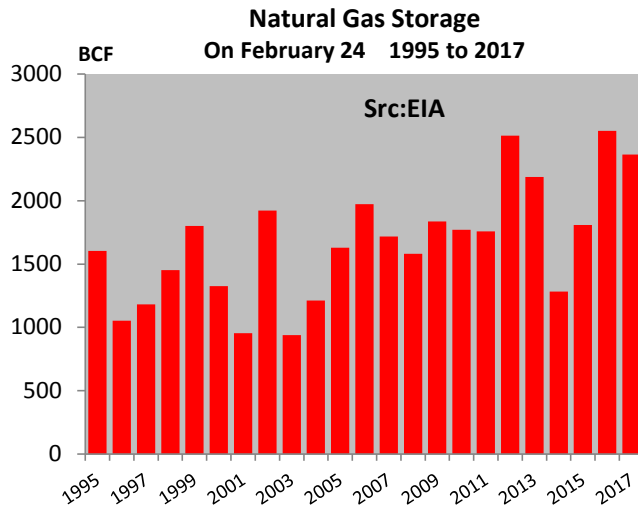
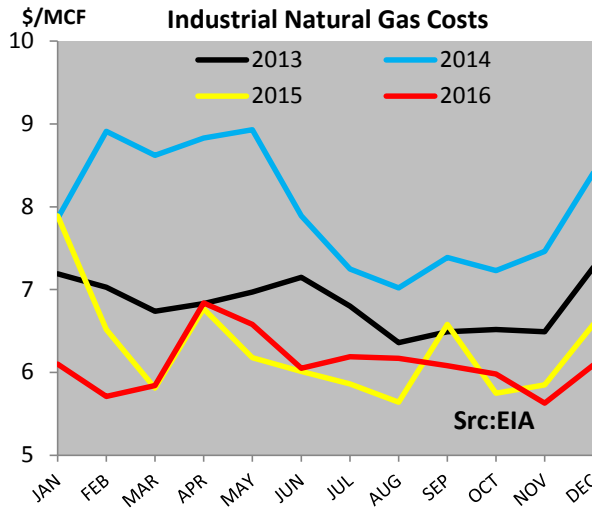
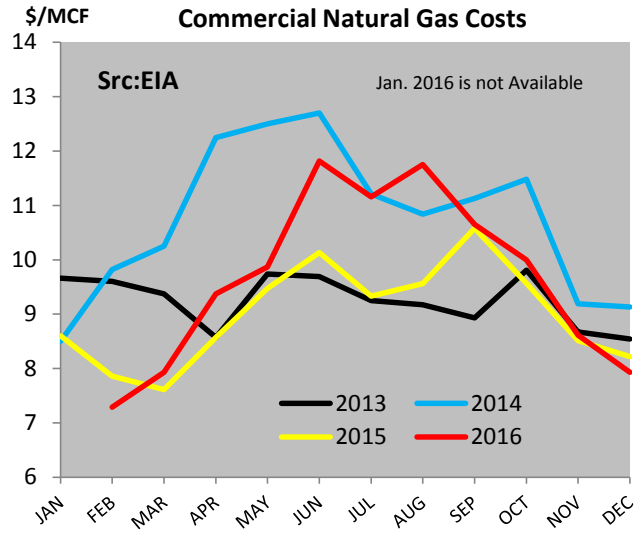
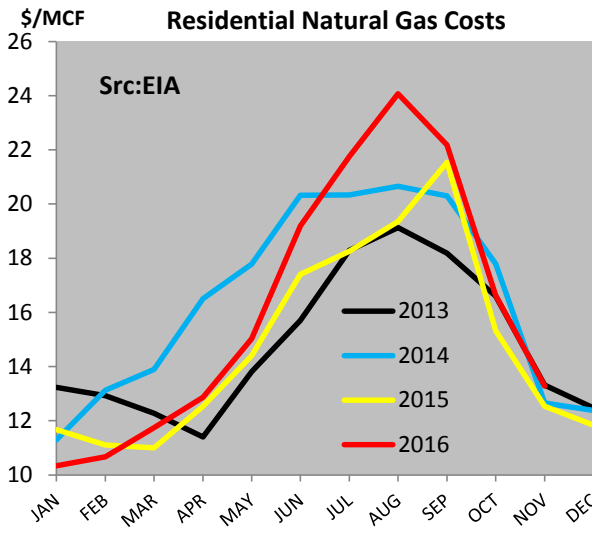


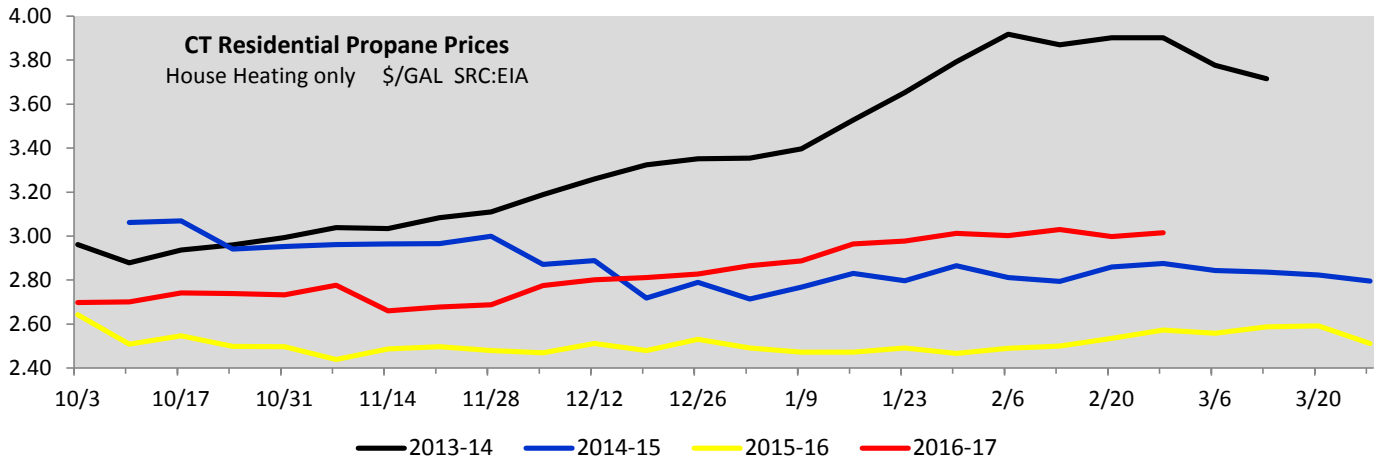
Retail Heating Oil Prices \$/Gal Src:DEEP	
2/29/2016	\$1.977
2/20/2017	\$2.551
2/27/2017	\$2.553
% Change Year Ago	29.1%
% Change Week Ago	0.1%

Spot Heating Oil Prices \$/Gal Src:Oil Daily	
3/1/2016	\$1.029
2/22/2017	\$1.554
3/1/2017	\$1.581
% Change Year Ago	53.7%
% Change Week Ago	1.7%



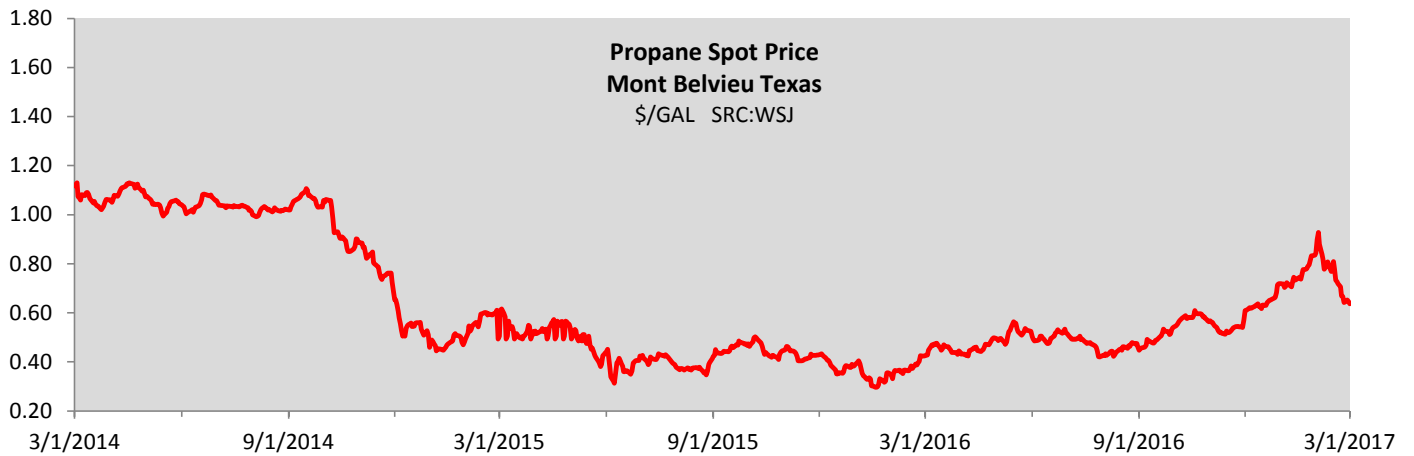
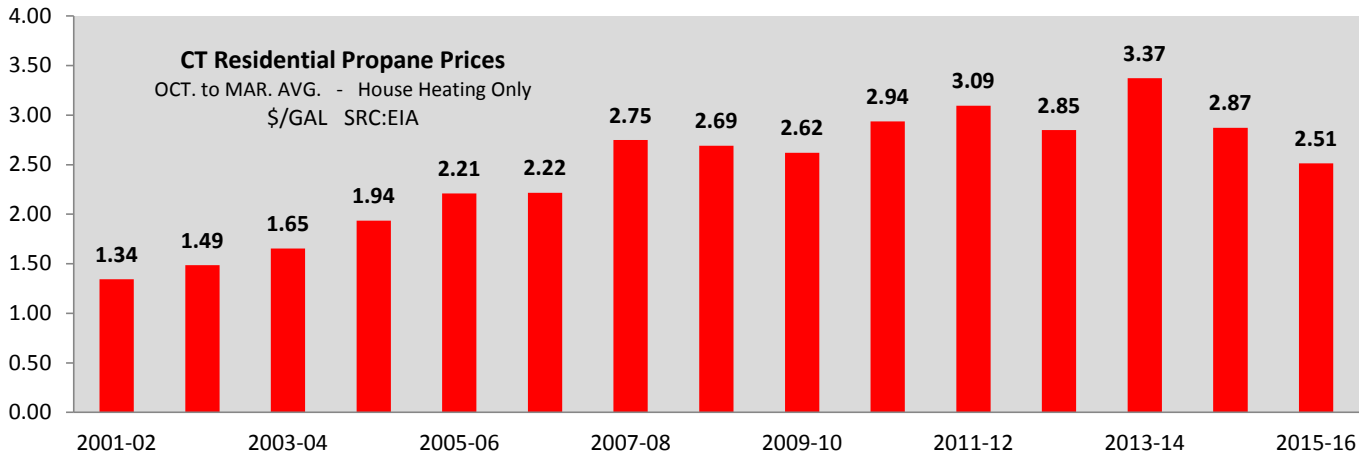
## Connecticut Natural Gas

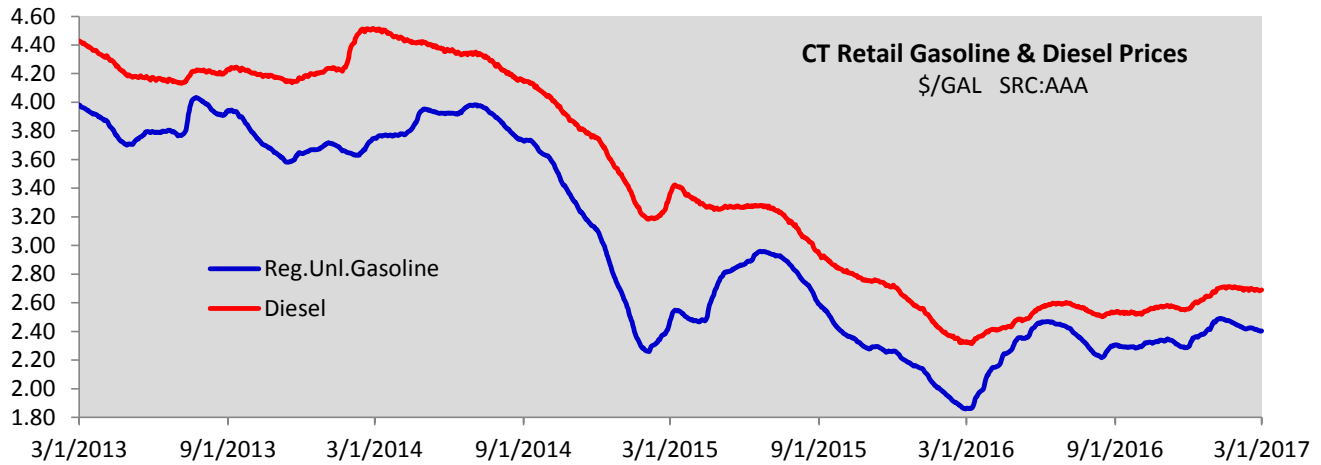




Retail Propane Heating Prices	
\$/Gal Src:Eia	
2/29/2016	\$2.573
2/20/2017	\$2.998
2/27/2017	\$3.016
% Change Year Ago	17.2%
% Change Week Ago	0.6%

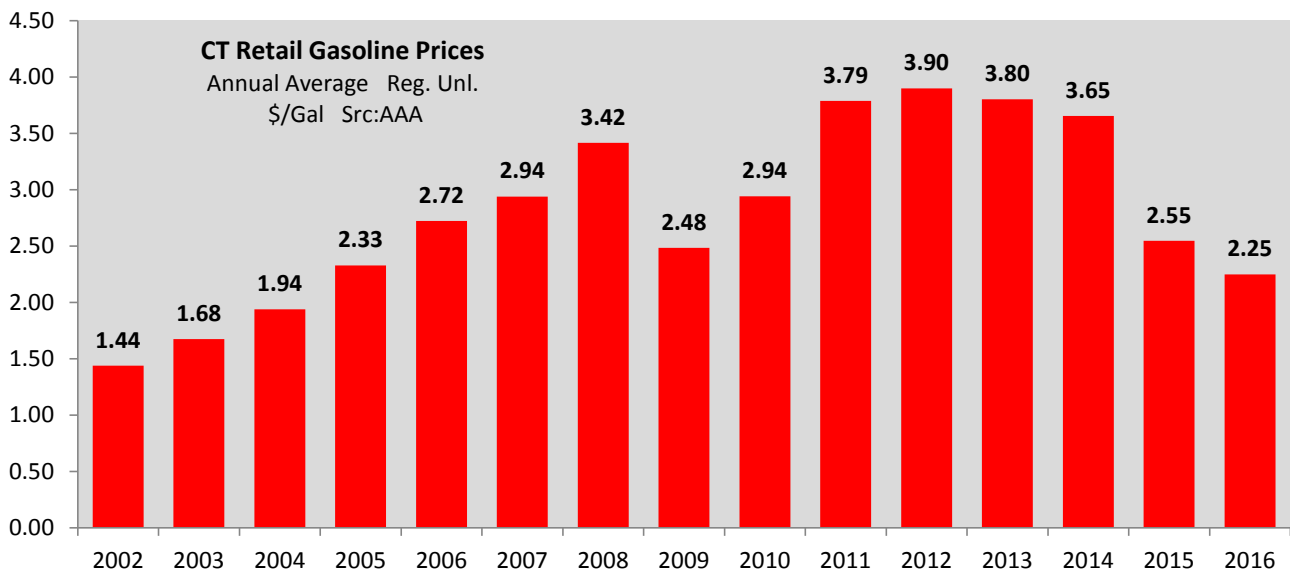
Spot Propane Prices	
\$/Gal Src:WSJ	
3/1/2016	\$0.425
2/22/2017	\$0.670
3/1/2017	\$0.637
% Change Year Ago	49.8%
% Change Week Ago	-4.8%

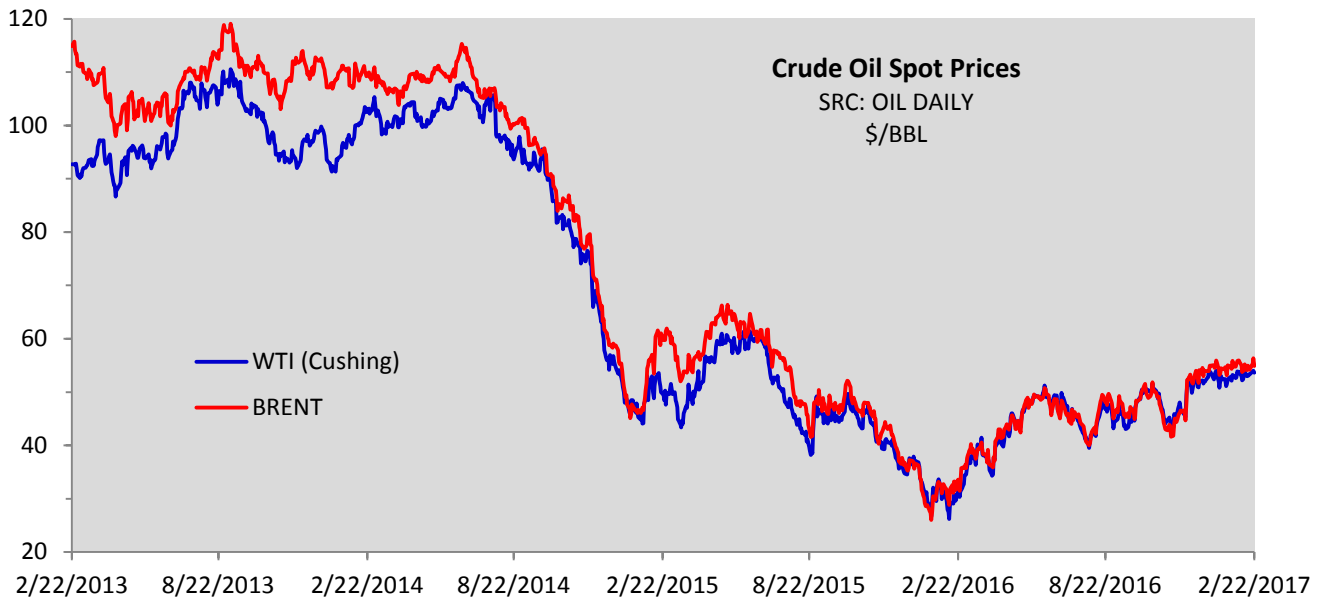




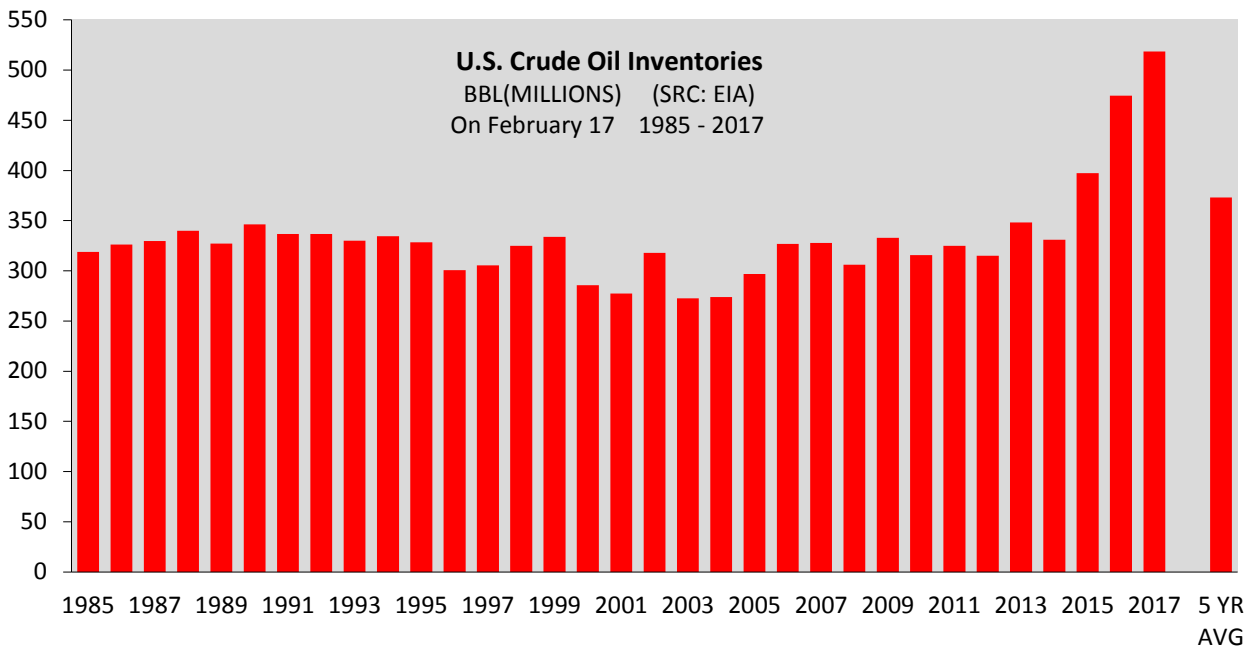
SRC:AAA \$/GAL	Connecticut Retail Regular Unleaded				
	Bridgeport	Hartford	New Haven-Meriden	New London-Norwich	Statewide
3/1/2016	1.973	1.822	1.843	1.826	1.860
2/22/2017	2.506	2.388	2.390	2.367	2.414
3/1/2017	2.489	2.378	2.381	2.359	2.403
% Change Week Ago	-0.7%	-0.4%	-0.4%	-0.3%	-0.5%
% Change Year Ago	26.2%	30.5%	29.2%	29.2%	29.2%

SRC:AAA \$/GAL	Connecticut Retail Diesel				
	Bridgeport	Hartford	New Haven-Meriden	New London-Norwich	Statewide
3/1/2016	2.383	2.301	2.335	2.336	2.324
2/22/2017	2.761	2.664	2.703	2.593	2.693
3/1/2017	2.743	2.669	2.700	2.642	2.691
% Change Week Ago	-0.7%	0.2%	-0.1%	1.9%	-0.1%
% Change Year Ago	15.1%	16.0%	15.6%	13.1%	15.8%

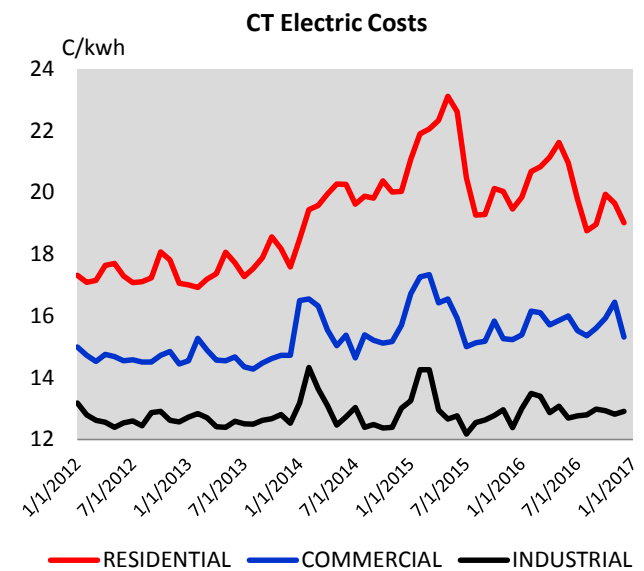
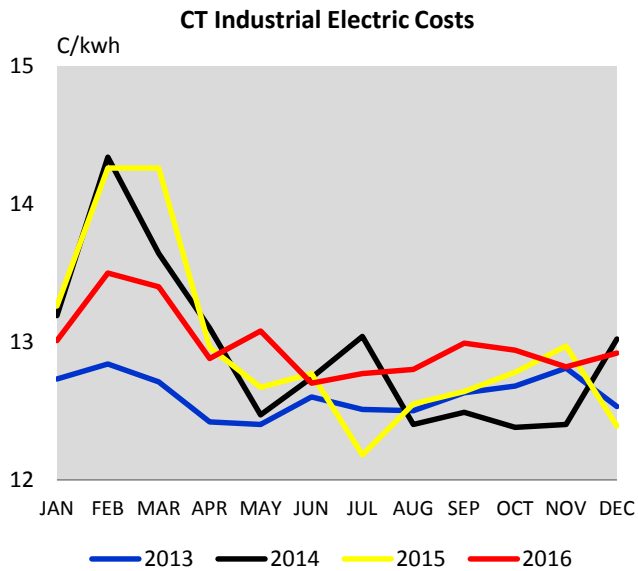
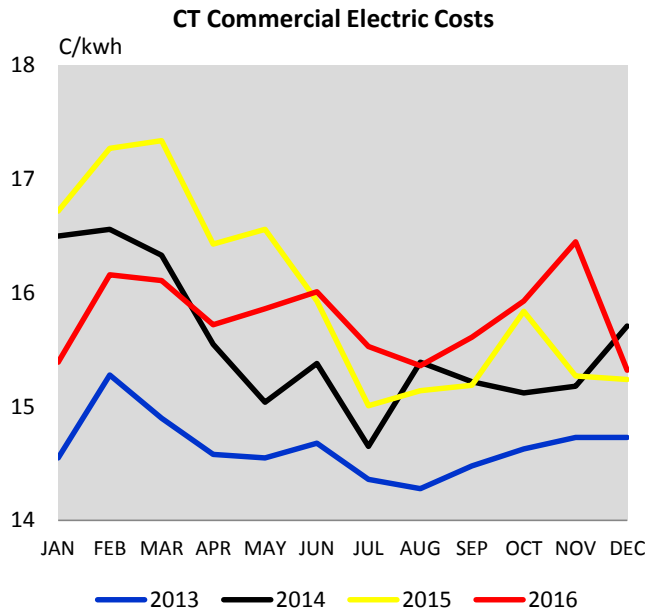
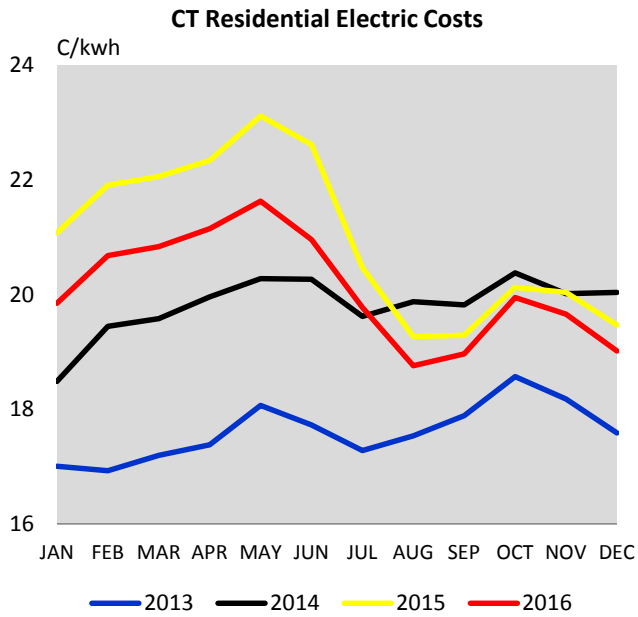




Crude Oil Spot Prices		
	\$/Bbl Src:Oil Daily	
	WTI	Brent
3/1/2016	34.39	35.73
2/22/2017	53.61	54.89
3/1/2017	53.82	55.71
% Change Year Ago	56.5%	55.9%
% Change Week Ago	0.4%	1.5%



**Average Retail Price of Electricity To Ultimate Customers By End-Use Sector**  
 U.S. Energy Information Administration / Electric Power Monthly  
 Cents Per Kilowatt-Hour



	Residential	Commercial	Industrial	Total
Src:EIA	Cents/Kwh	Cents/Kwh	Cents/Kwh	Cents/Kwh
November 2015	19.47	15.24	12.39	16.73
November 2016	19.02	15.32	12.92	16.73
% Change Year Ago	-2.3%	0.5%	4.3%	0.0%