

CONNECTICUT ENERGY PRICE REPORT

Denotes falling prices compared to year earlier

Denotes flat prices compared to year earlier

Denotes rising prices compared to year earlier



**CONNECTICUT RETAIL
HEATING OIL**

\$/GAL

LATEST	6/19/2017	2.305
WEEK AGO	6/12/2017	2.333
MONTH AGO	5/22/2017	2.394
YEAR AGO	6/20/2016	2.234
SRC: DEEP		



**CRUDE OIL
WTI SPOT PRICE**

\$/BBL

6/21/2017	42.48
6/14/2017	44.79
5/21/2017	50.65
6/21/2016	48.95
SRC: OIL DAILY	



**CT RETAIL GASOLINE
UNLEADED REGULAR**

\$/GAL

6/21/2017	2.460
6/14/2017	2.484
5/21/2017	2.508
6/21/2016	2.450
SRC: AAA	



**CONNECTICUT RETAIL
RESIDENTIAL PROPANE**

\$/GAL

3/27/2017	2.969
3/20/2017	2.988
2/27/2017	2.989
3/28/2016	2.512
SRC: EIA	



**CT RESIDENTIAL
NATURAL GAS**

\$/MCF

LATEST	Mar-2017	12.31
YEAR AGO	Mar-2016	11.74
2 YEARS AGO	Mar-2015	11.00
3 YEARS AGO	Mar-2014	13.89
SRC: EIA		



**CT RESIDENTIAL
ELECTRICITY**

CENTS/KWH *

Mar-2017	20.06
Mar-2016	20.84
Mar-2015	22.06
Mar-2014	19.58
SRC: EIA	



**CT COMMERCIAL
ELECTRICITY**

CENTS/KWH *

Mar-2017	16.03
Mar-2016	16.11
Mar-2015	17.34
Mar-2014	16.33
SRC: EIA	



**CT INDUSTRIAL
ELECTRICITY**

CENTS/KWH *

Mar-2017	13.21
Mar-2016	13.44
Mar-2015	14.26
Mar-2014	13.64
SRC: EIA	

SRC: EIA

SRC: EIA

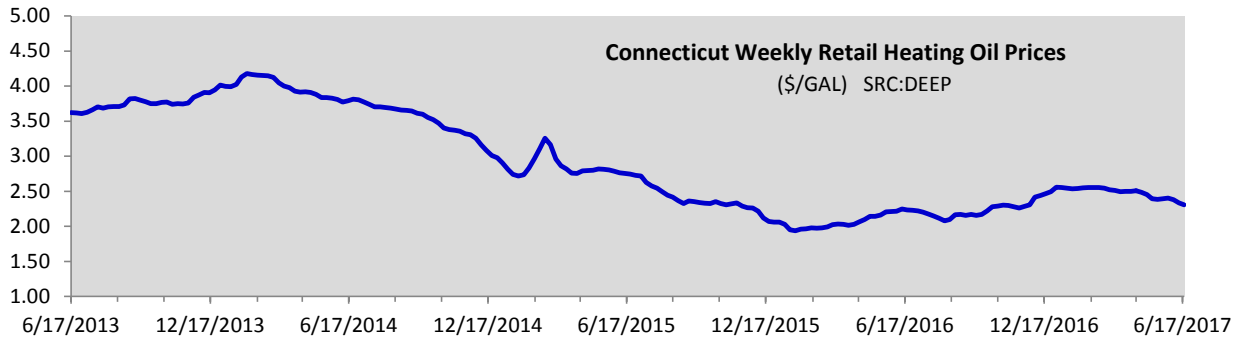
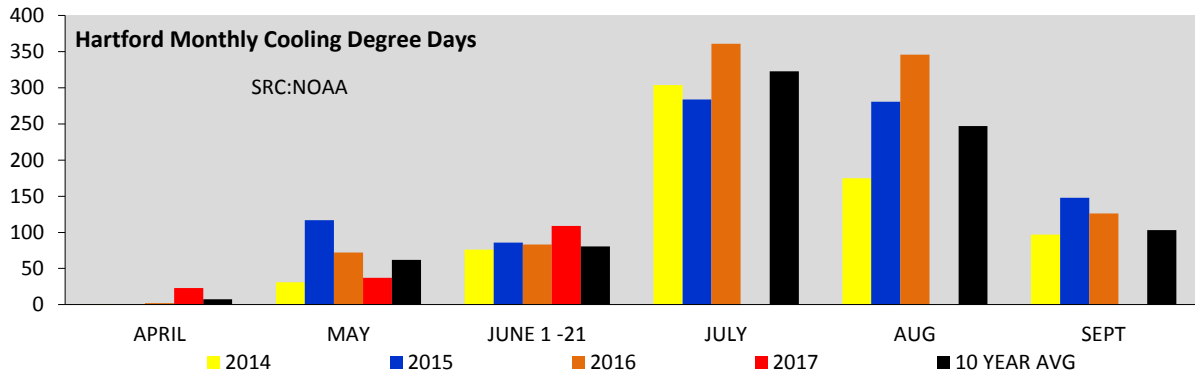
SRC: EIA

SRC: EIA

* Total Cost/Kwh including generation and transmission components

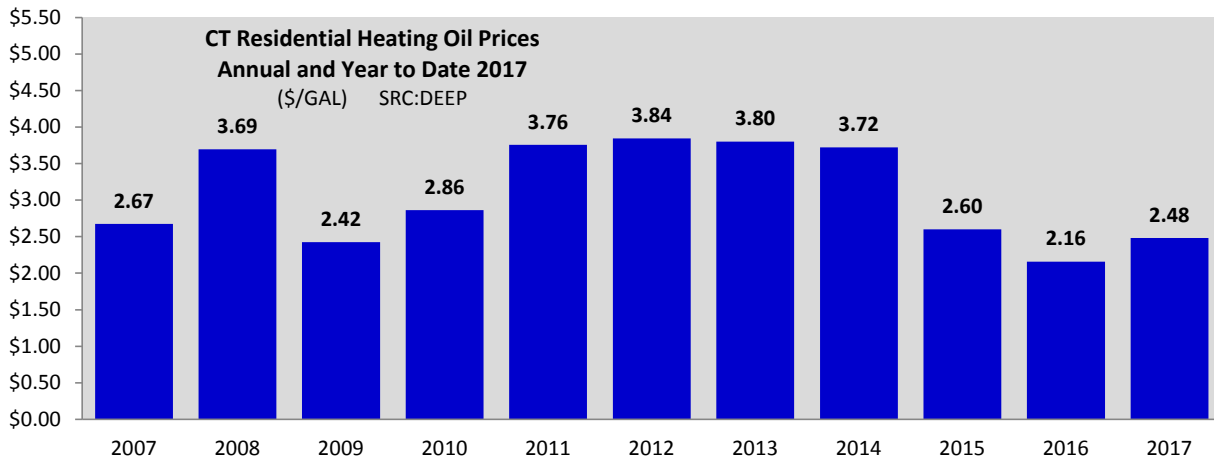
PRICE COMPARISONS of HEATING FUELS IN \$ PER HEATING OIL GALLON EQUIVALENTS (HOGES)

	CT RES NAT GAS \$/GAL HOGES	CT HEATING OIL \$/GAL HOGES	CT RES PROPANE \$/GAL HOGES
Oct'15 - Mar'16	1.540	2.121	3.816
Oct'16 - Mar'17	1.711	2.436	4.337

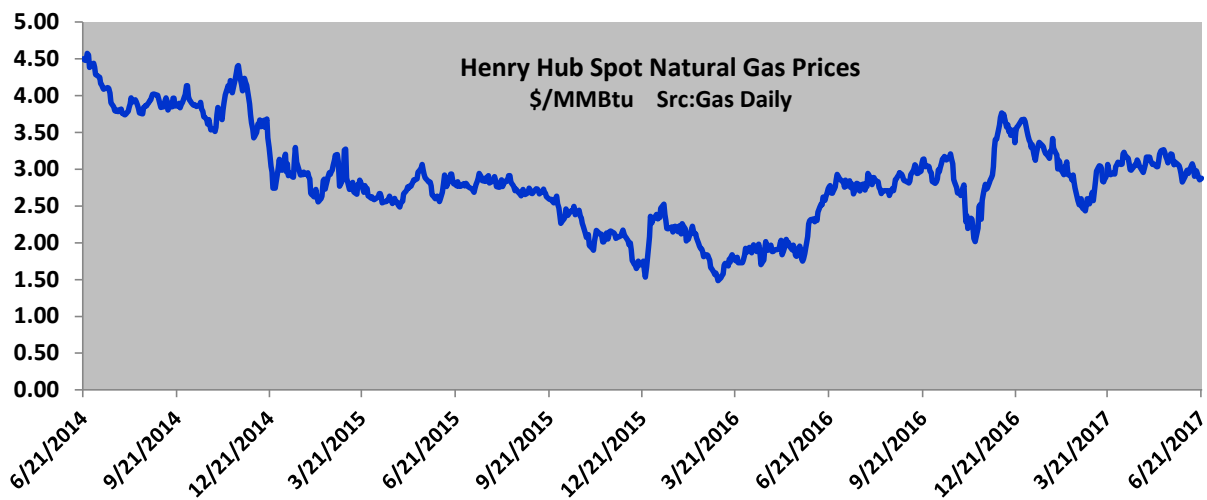
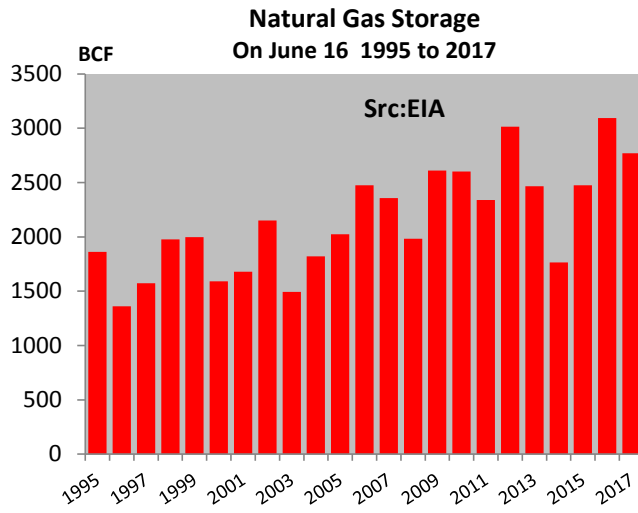
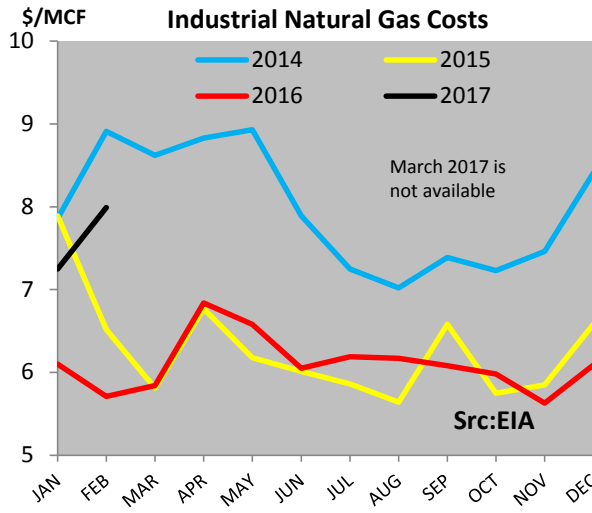
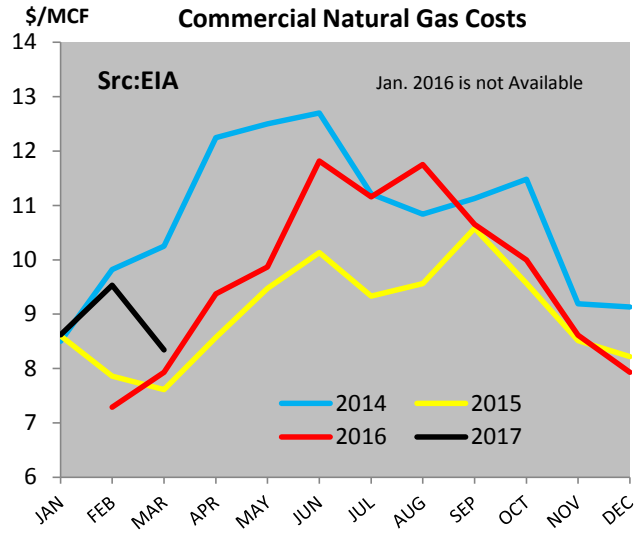
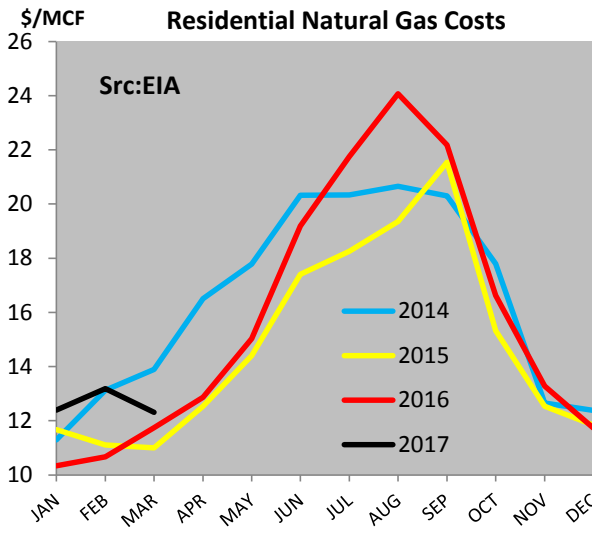


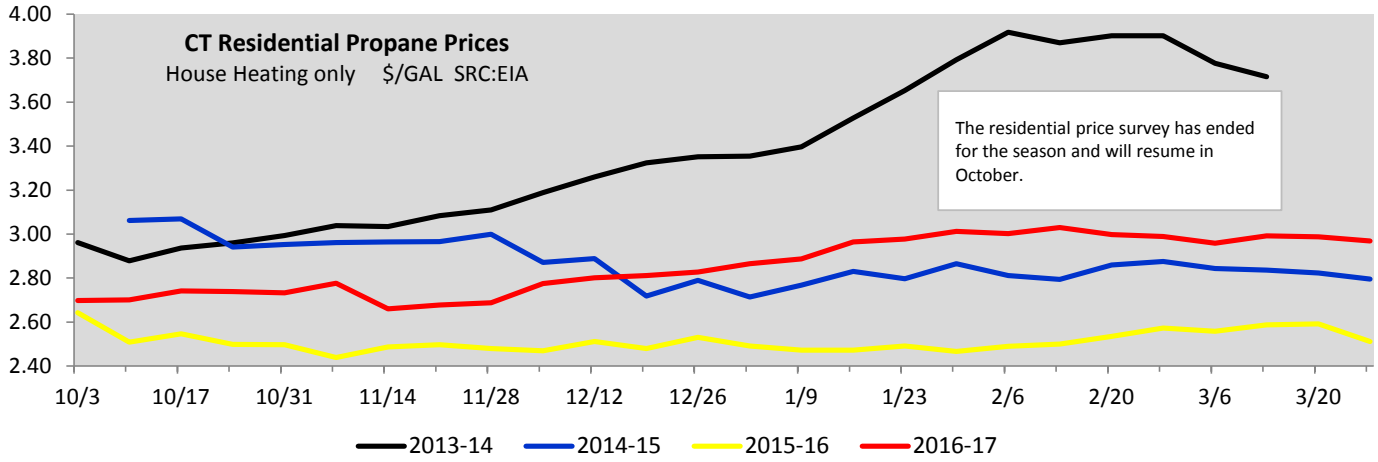
	Retail Heating Oil Prices \$/Gal Src:DEEP
6/20/2016	\$2.234
6/12/2017	\$2.333
6/19/2017	\$2.305
% Change Year Ago	3.2%
% Change Week Ago	-1.2%

	Spot Heating Oil Prices \$/Gal Src:Oil Daily
6/21/2016	\$1.435
6/14/2017	\$1.320
6/21/2017	\$1.270
% Change Year Ago	-11.5%
% Change Week Ago	-3.8%



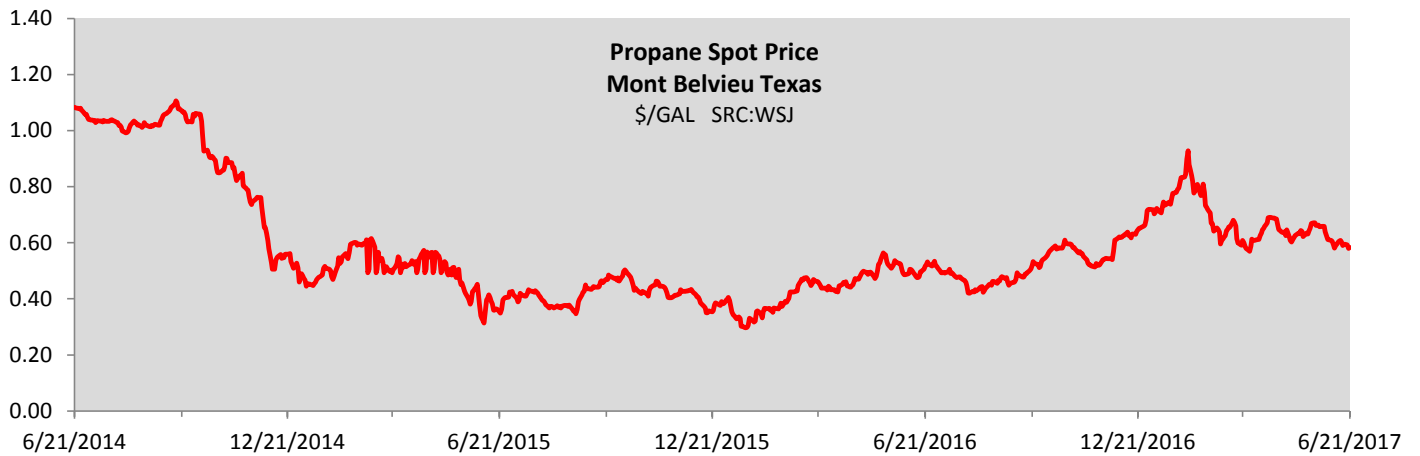
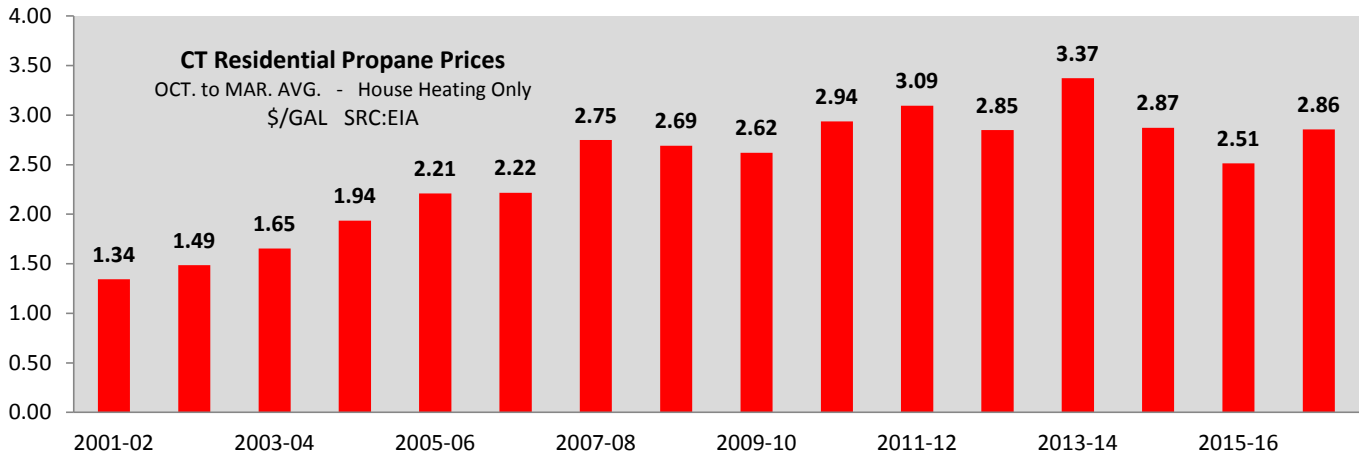
Connecticut Natural Gas

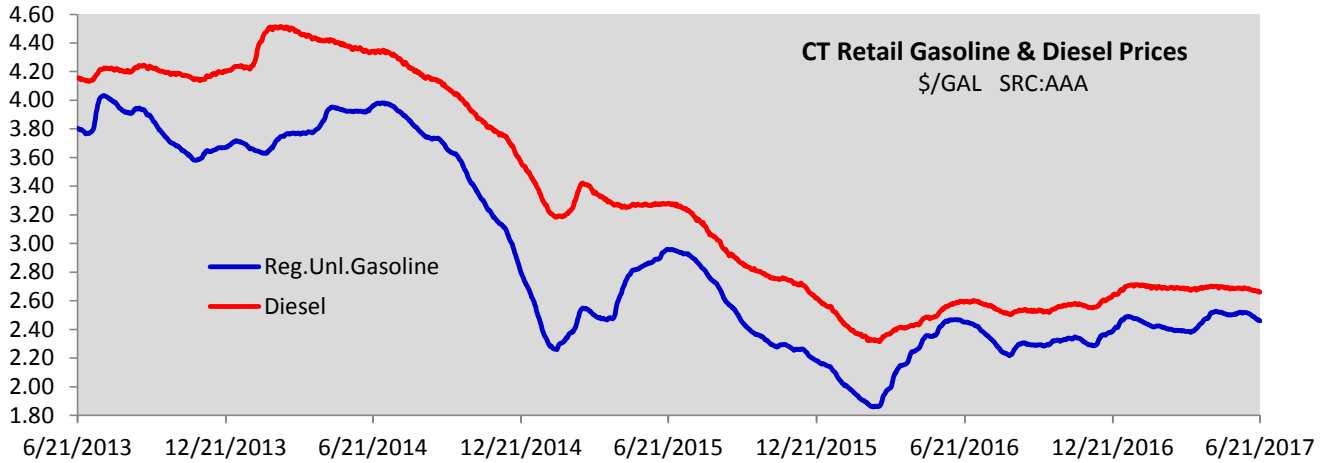




Retail Propane Heating Prices	
\$/Gal Src:EIA	
3/28/2016	\$2.512
3/20/2017	\$2.988
3/27/2017	\$2.969
% Change Year Ago	18.2%
% Change Week Ago	-0.6%

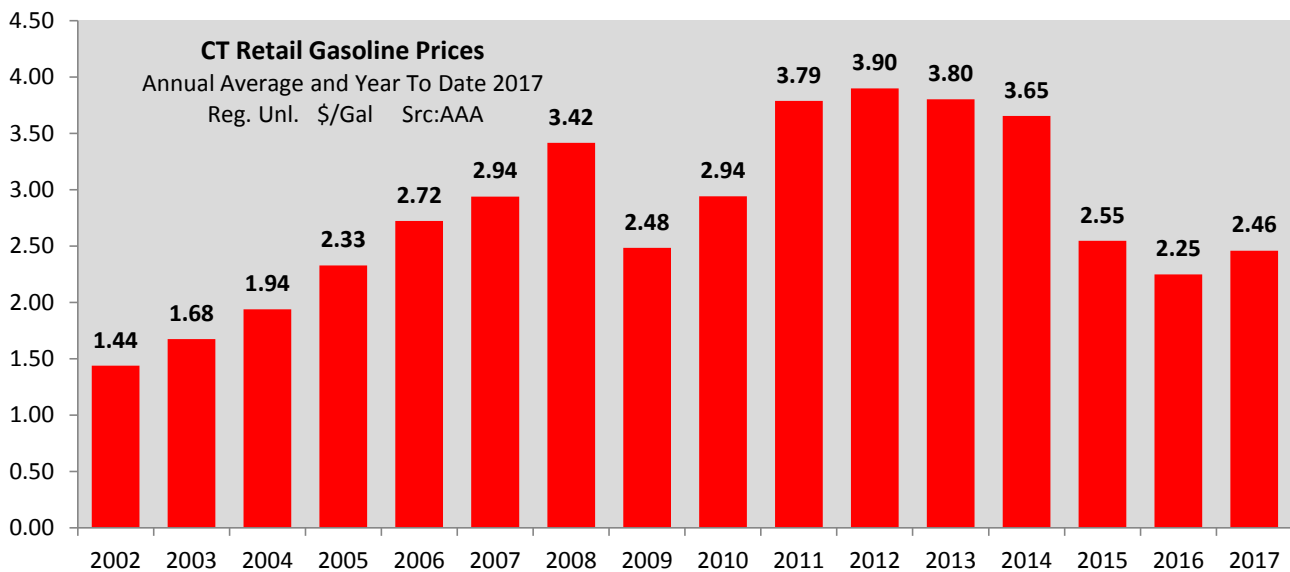
Spot Propane Prices	
\$/Gal Src:WSJ	
6/21/2016	0.517
6/14/2017	0.603
6/21/2017	0.584
% Change Year Ago	12.8%
% Change Week Ago	-3.2%

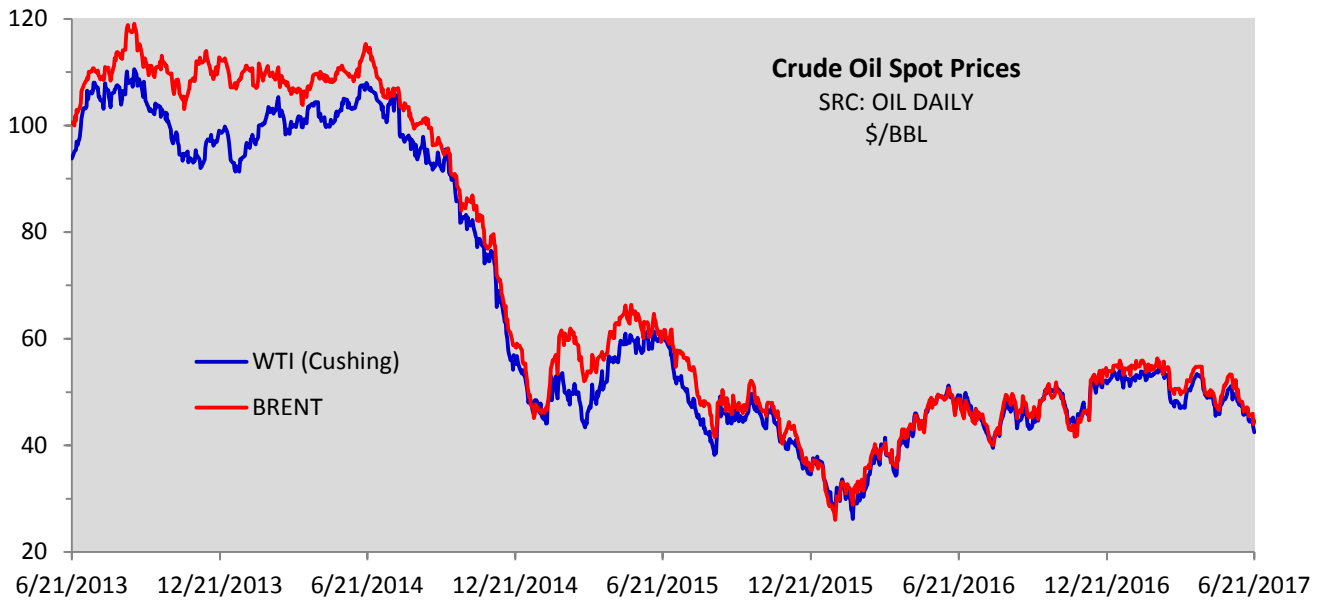




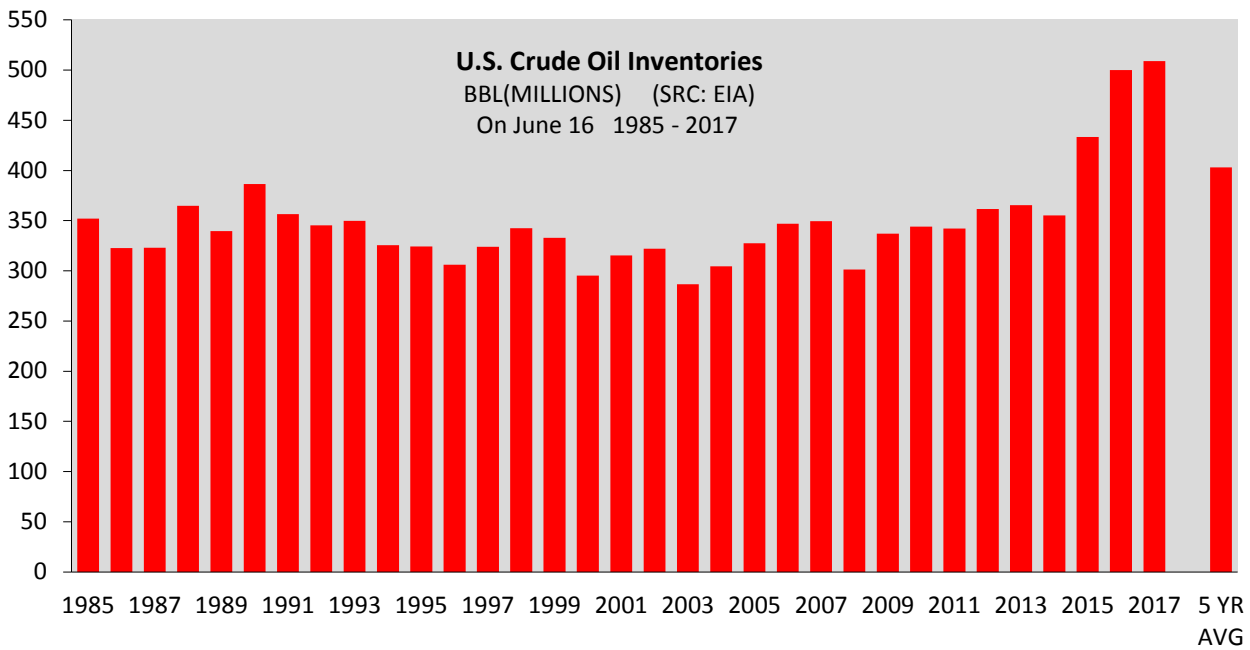
SRC:AAA \$/GAL	Connecticut Retail Regular Unleaded				
	Bridgeport	Hartford	New Haven-Meriden	New London-Norwich	Statewide
6/21/2016	2.518	2.426	2.437	2.442	2.450
6/14/2017	2.556	2.468	2.454	2.481	2.484
6/21/2017	2.538	2.443	2.421	2.469	2.460
% Change Week Ago	-0.7%	-1.0%	-1.3%	-0.5%	-1.0%
% Change Year Ago	0.8%	0.7%	-0.7%	1.1%	0.4%

SRC:AAA \$/GAL	Connecticut Retail Diesel				
	Bridgeport	Hartford	New Haven-Meriden	New London-Norwich	Statewide
6/21/2016	2.632	2.577	2.613	2.570	2.594
6/14/2017	2.729	2.651	2.684	2.575	2.674
6/21/2017	2.715	2.638	2.667	2.624	2.661
% Change Week Ago	-0.5%	-0.5%	-0.6%	1.9%	-0.5%
% Change Year Ago	3.2%	2.4%	2.1%	2.1%	2.6%

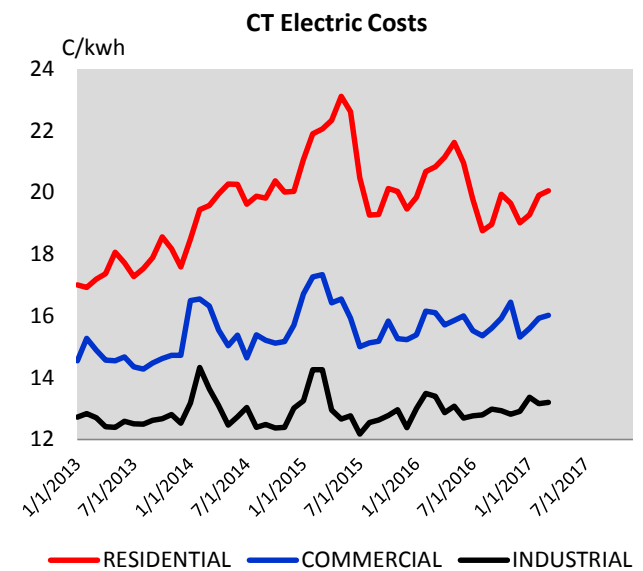
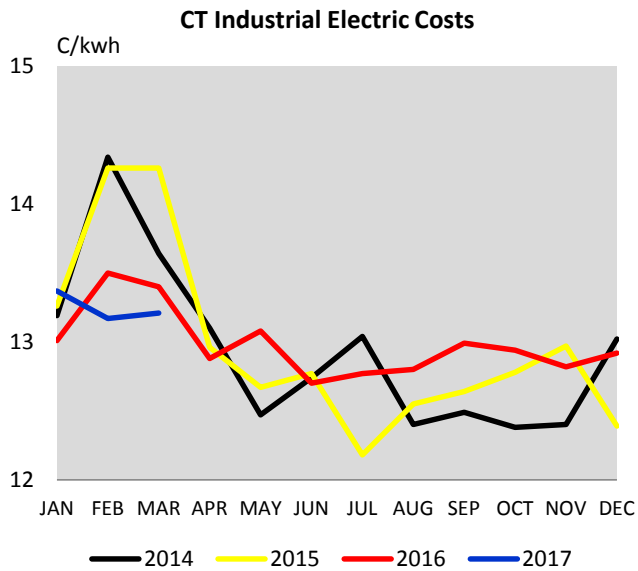
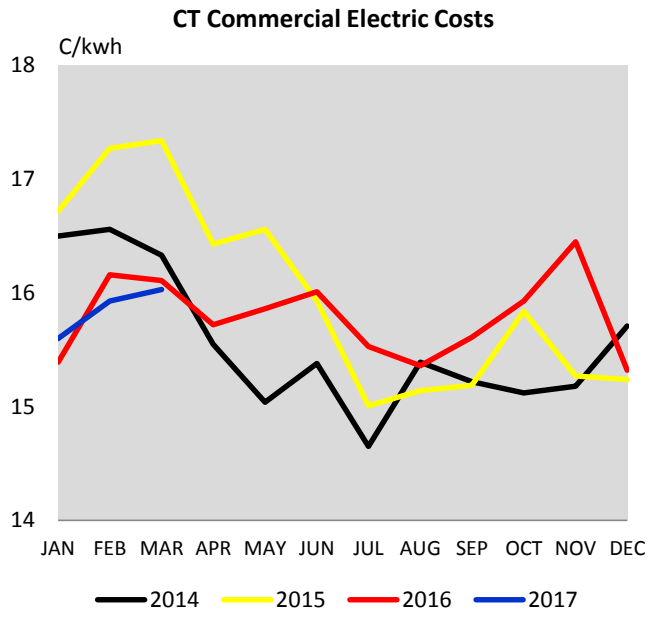
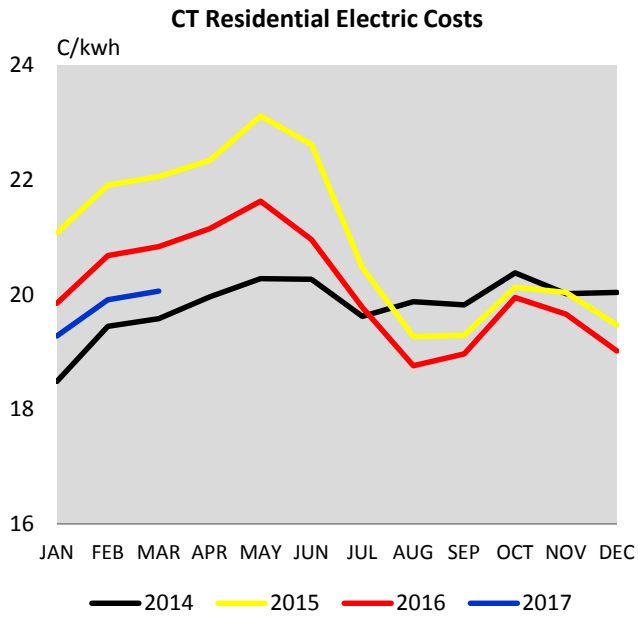




Crude Oil Spot Prices		
	\$/Bbl Src:Oil Daily	
	WTI	Brent
6/21/2016	48.95	48.18
6/14/2017	44.79	45.46
6/21/2017	42.48	44.61
% Change Year Ago	-13.2%	-7.4%
% Change Week Ago	-5.2%	-1.9%



Average Retail Price of Electricity To Ultimate Customers By End-Use Sector
 U.S. Energy Information Administration / Electric Power Monthly
 Cents Per Kilowatt-Hour



	Residential	Commercial	Industrial	Total
Src:EIA	Cents/Kwh	Cents/Kwh	Cents/Kwh	Cents/Kwh
March 2016	20.84	16.11	13.40	17.87
March 2017	20.06	16.03	13.21	17.44
% Change Year Ago	-3.7%	-0.5%	-1.4%	-2.4%