

## CONNECTICUT ENERGY PRICE REPORT

Denotes falling prices compared to year earlier

Denotes flat prices compared to year earlier

Denotes rising prices compared to year earlier



**CONNECTICUT RETAIL  
HEATING OIL**

**\$/GAL**

<b>LATEST</b>	<b>6/12/2017</b>	<b>2.336</b>
<b>WEEK AGO</b>	6/5/2017	2.380
<b>MONTH AGO</b>	5/15/2017	2.384
<b>YEAR AGO</b>	6/13/2016	2.245
SRC: DEEP		



**CRUDE OIL  
WTI SPOT PRICE**

**\$/BBL**

<b>6/14/2017</b>	<b>44.79</b>
6/7/2017	45.80
5/14/2017	48.52
6/14/2016	48.49
SRC: OIL DAILY	



**CT RETAIL GASOLINE  
UNLEADED REGULAR**

**\$/GAL**

<b>6/14/2017</b>	<b>2.484</b>
6/7/2017	2.511
5/14/2017	2.502
6/14/2016	2.466
SRC: AAA	



**CONNECTICUT RETAIL  
RESIDENTIAL PROPANE**

**\$/GAL**

<b>3/27/2017</b>	<b>2.969</b>
3/20/2017	2.988
2/27/2017	2.989
3/28/2016	2.512
SRC: EIA	



**CT RESIDENTIAL  
NATURAL GAS**

**\$/MCF**

<b>LATEST</b>	<b>Mar-2017</b>	<b>12.31</b>
<b>YEAR AGO</b>	Mar-2016	11.74
<b>2 YEARS AGO</b>	Mar-2015	11.00
<b>3 YEARS AGO</b>	Mar-2014	13.89
SRC: EIA		



**CT RESIDENTIAL  
ELECTRICITY**

**CENTS/KWH \***

<b>Mar-2017</b>	<b>20.06</b>
Mar-2016	20.84
Mar-2015	22.06
Mar-2014	19.58
SRC: EIA	



**CT COMMERCIAL  
ELECTRICITY**

**CENTS/KWH \***

<b>Mar-2017</b>	<b>16.03</b>
Mar-2016	16.11
Mar-2015	17.34
Mar-2014	16.33
SRC: EIA	



**CT INDUSTRIAL  
ELECTRICITY**

**CENTS/KWH \***

<b>Mar-2017</b>	<b>13.21</b>
Mar-2016	13.44
Mar-2015	14.26
Mar-2014	13.64
SRC: EIA	

SRC: EIA

SRC: EIA

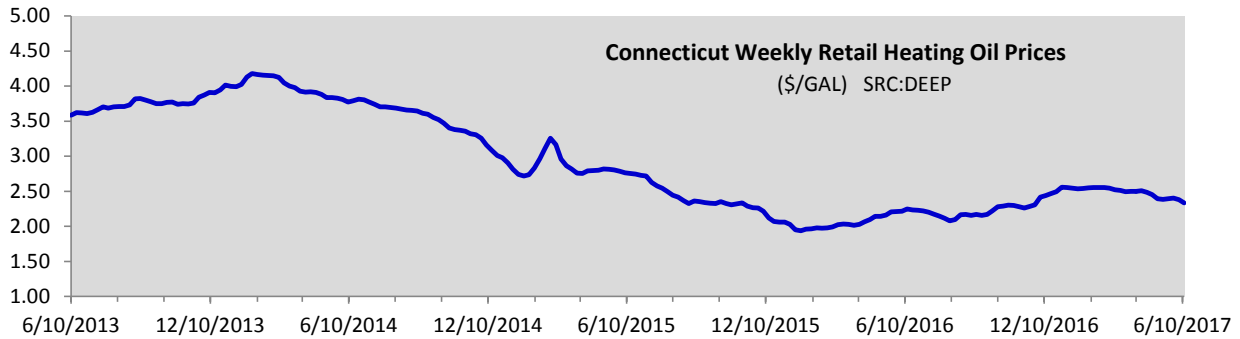
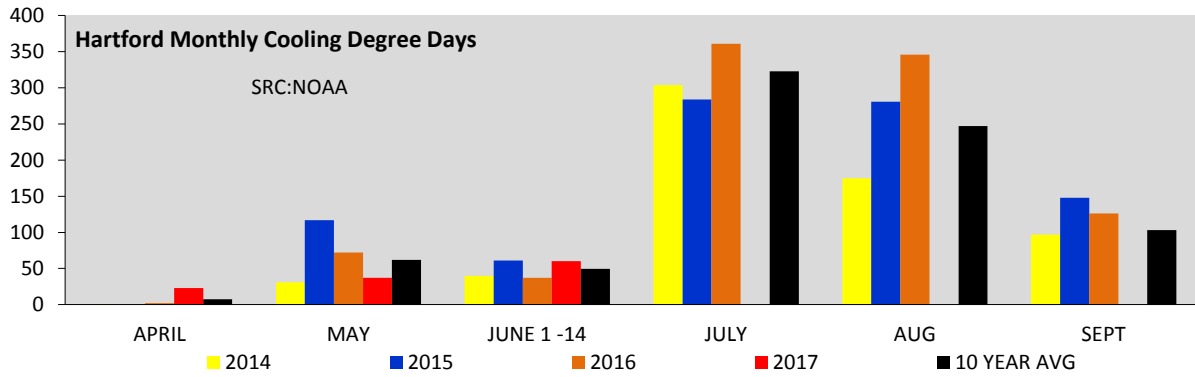
SRC: EIA

SRC: EIA

\* Total Cost/Kwh including generation and transmission components

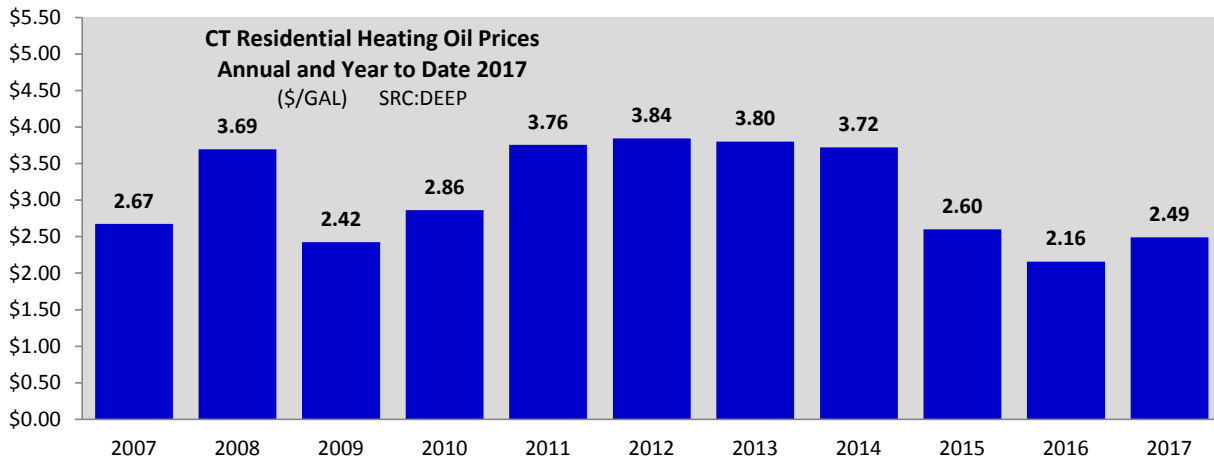
### PRICE COMPARISONS of HEATING FUELS IN \$ PER HEATING OIL GALLON EQUIVALENTS (HOGES)

	<b>CT RES NAT GAS \$/GAL HOGES</b>	<b>CT HEATING OIL \$/GAL HOGES</b>	<b>CT RES PROPANE \$/GAL HOGES</b>
Oct'15 - Mar'16	1.540	2.121	3.816
Oct'16 - Mar'17	1.711	2.436	4.337

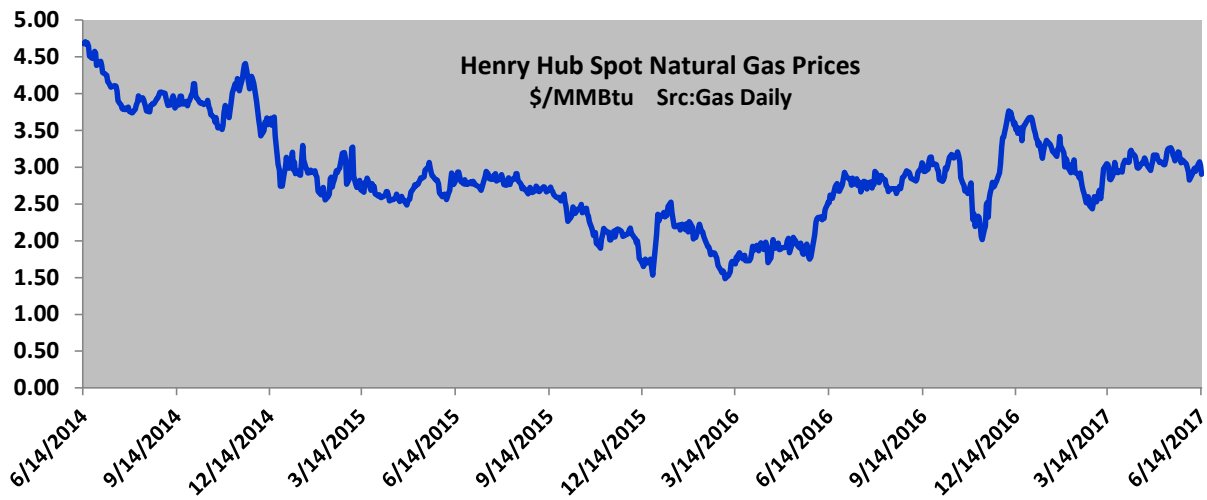
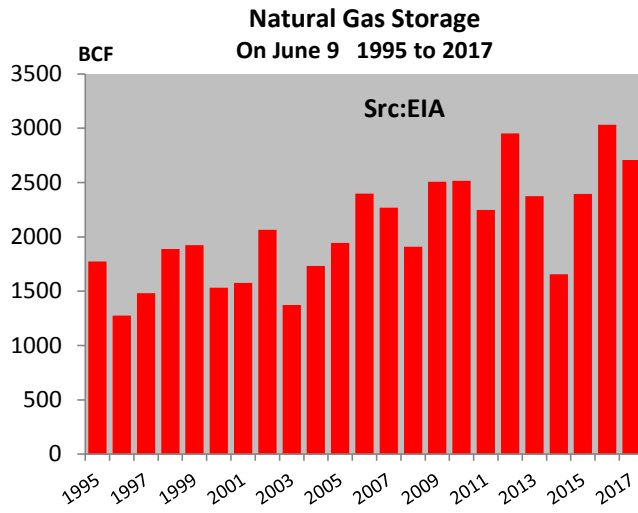
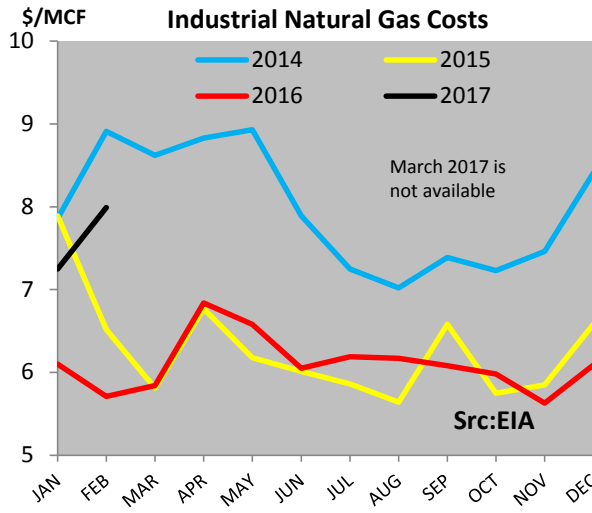
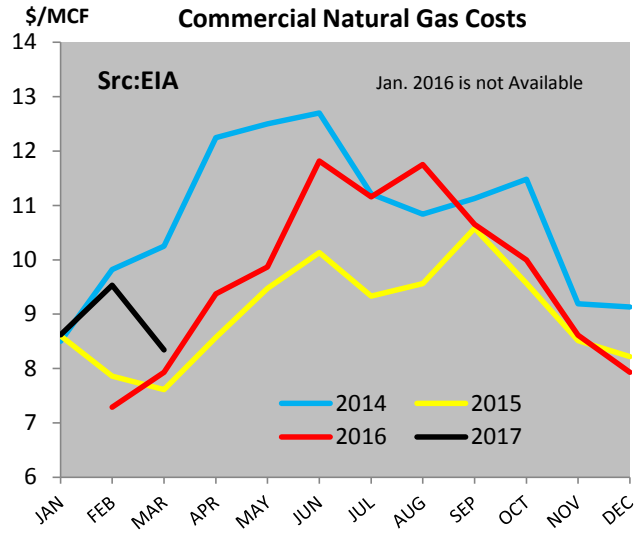
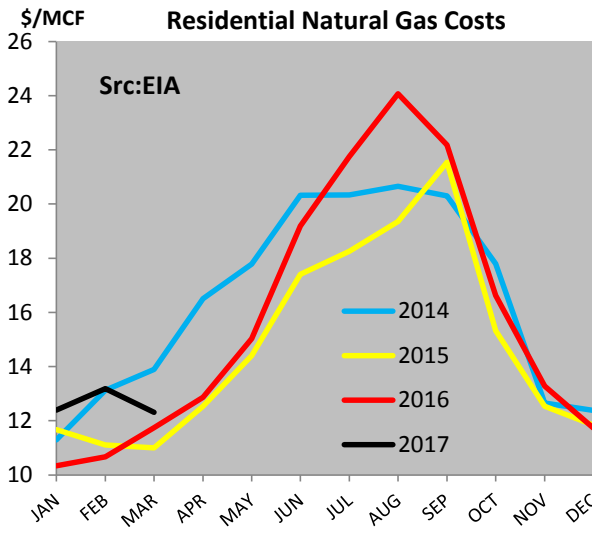


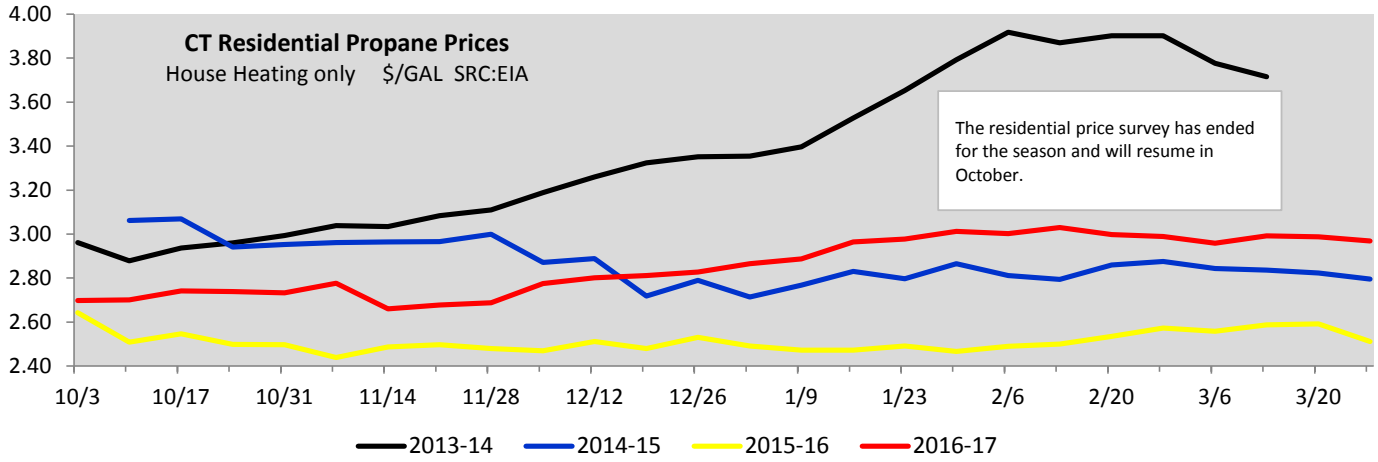
	Retail Heating Oil Prices \$/Gal Src:DEEP
6/13/2016	\$2.245
6/5/2017	\$2.380
6/12/2017	\$2.336
% Change Year Ago	4.0%
% Change Week Ago	-1.9%

	Spot Heating Oil Prices \$/Gal Src:Oil Daily
6/14/2016	\$1.419
6/7/2017	\$1.334
6/14/2017	\$1.320
% Change Year Ago	-7.0%
% Change Week Ago	-1.0%



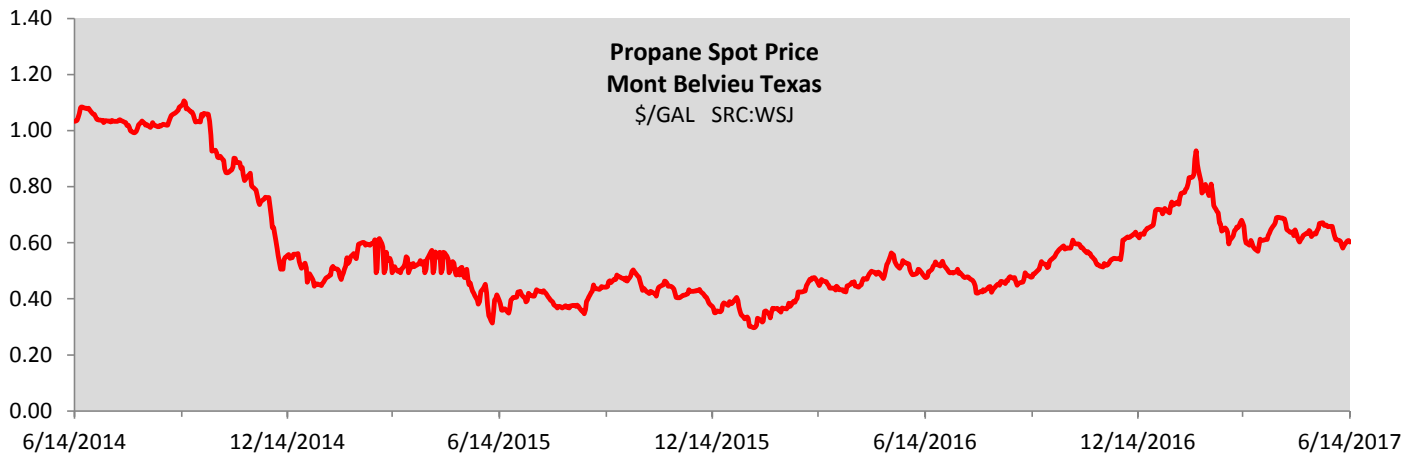
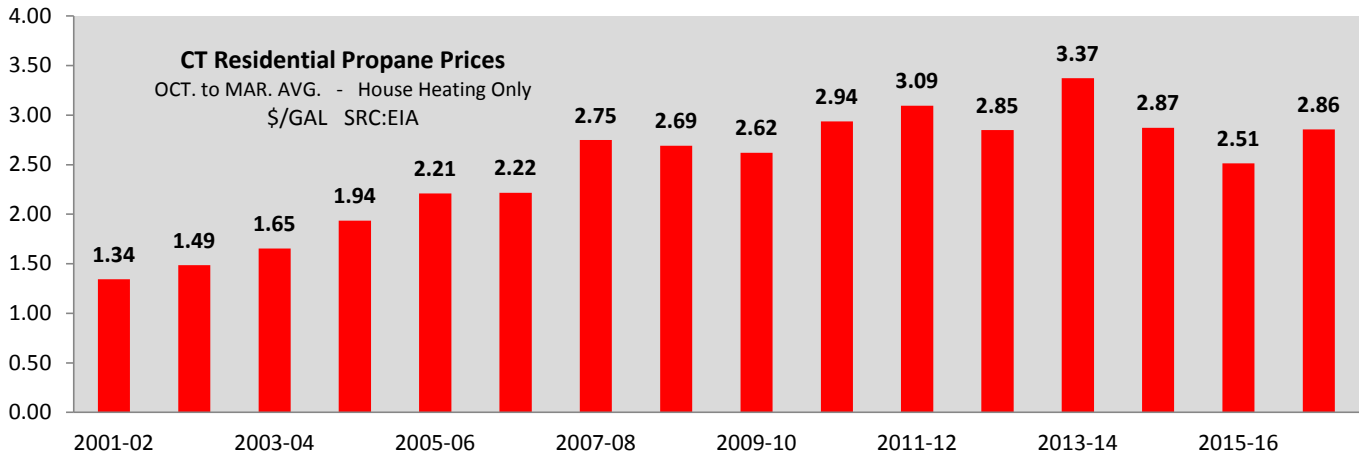
## Connecticut Natural Gas

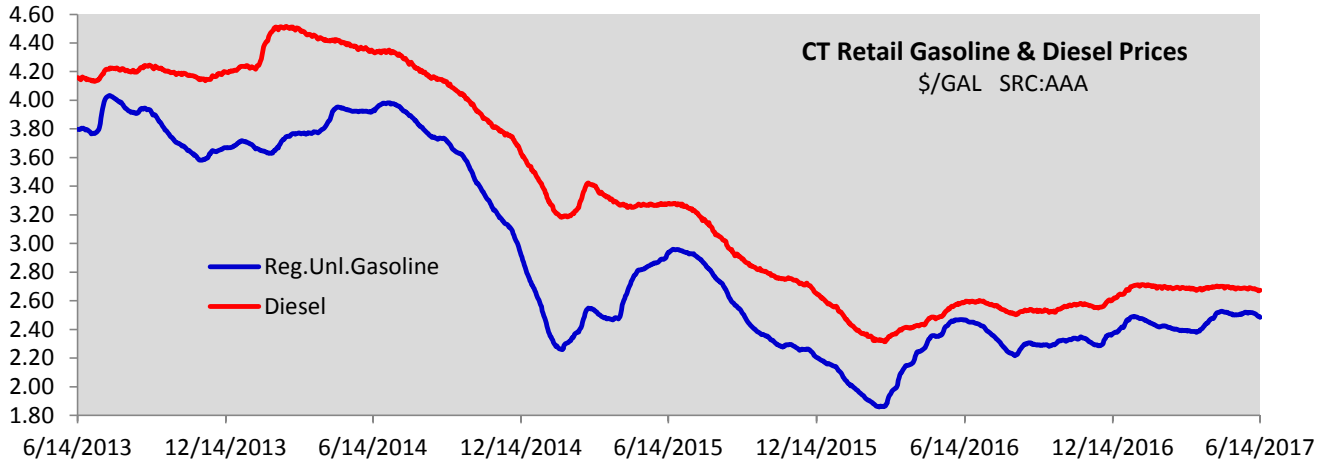




Retail Propane Heating Prices	
\$/Gal Src:EIA	
3/28/2016	\$2.512
3/20/2017	\$2.988
3/27/2017	\$2.969
% Change Year Ago	18.2%
% Change Week Ago	-0.6%

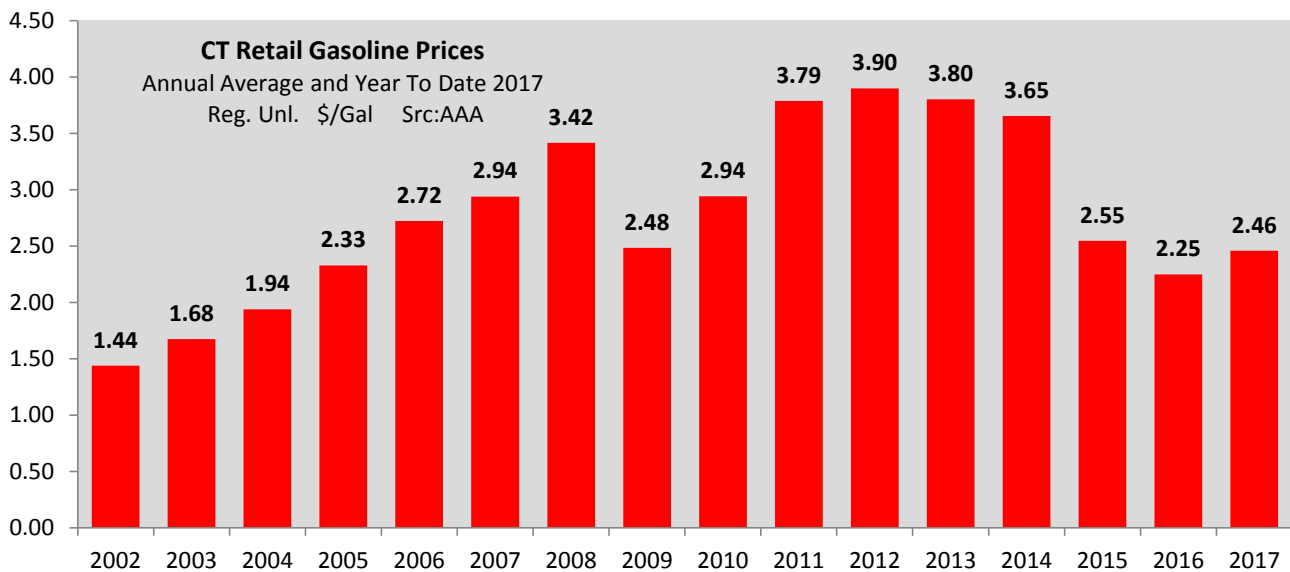
Spot Propane Prices	
\$/Gal Src:WSJ	
6/14/2016	\$0.475
6/7/2017	\$0.592
6/14/2017	\$0.603
% Change Year Ago	26.7%
% Change Week Ago	1.8%

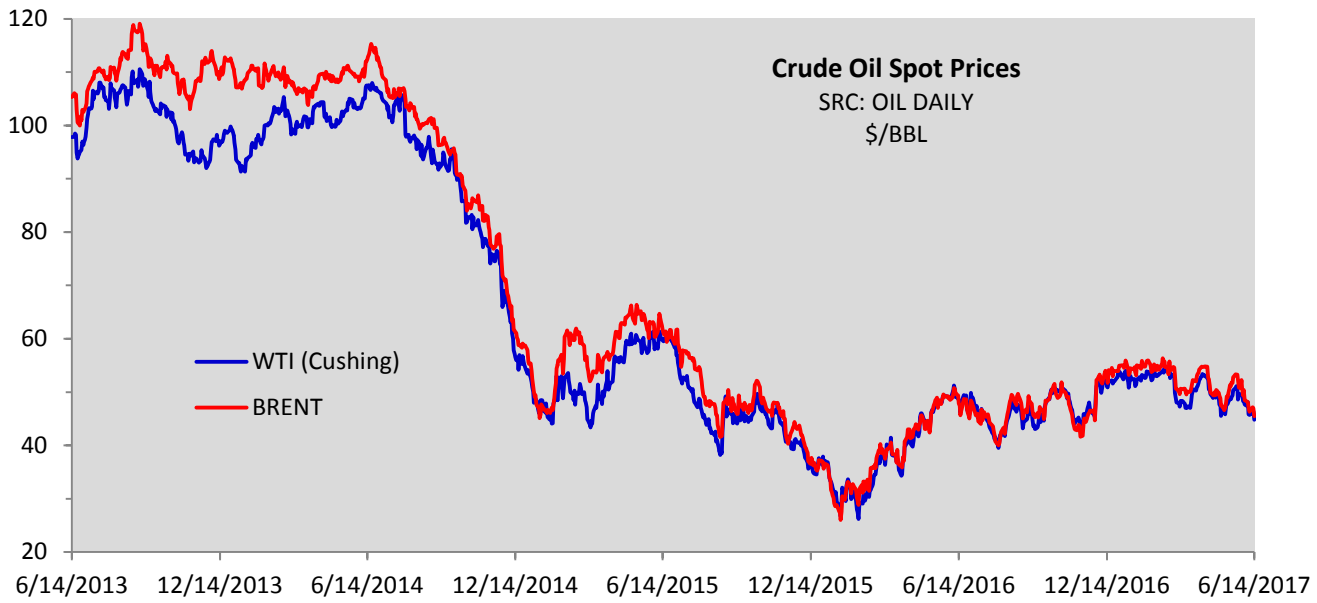




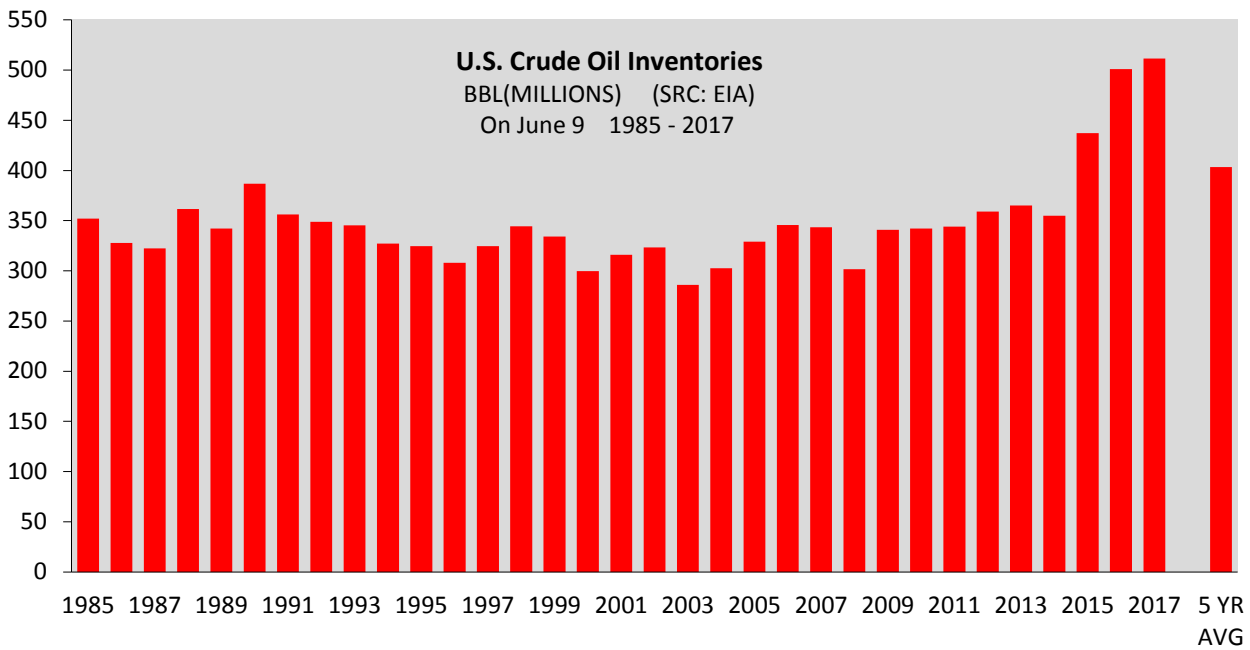
SRC:AAA \$/GAL	Connecticut Retail Regular Unleaded				
	Bridgeport	Hartford	New Haven-Meriden	New London-Norwich	Statewide
6/14/2016	2.531	2.442	2.455	2.452	2.466
6/7/2017	2.581	2.491	2.487	2.508	2.511
6/14/2017	2.556	2.468	2.454	2.481	2.484
% Change Week Ago	-1.0%	-0.9%	-1.3%	-1.1%	-1.1%
% Change Year Ago	1.0%	1.1%	0.0%	1.2%	0.7%

SRC:AAA \$/GAL	Connecticut Retail Diesel				
	Bridgeport	Hartford	New Haven-Meriden	New London-Norwich	Statewide
6/14/2016	2.636	2.569	2.601	2.542	2.589
6/7/2017	2.738	2.663	2.693	2.592	2.685
6/14/2017	2.729	2.651	2.684	2.575	2.674
% Change Week Ago	-0.3%	-0.5%	-0.3%	-0.7%	-0.4%
% Change Year Ago	3.5%	3.2%	3.2%	1.3%	3.3%

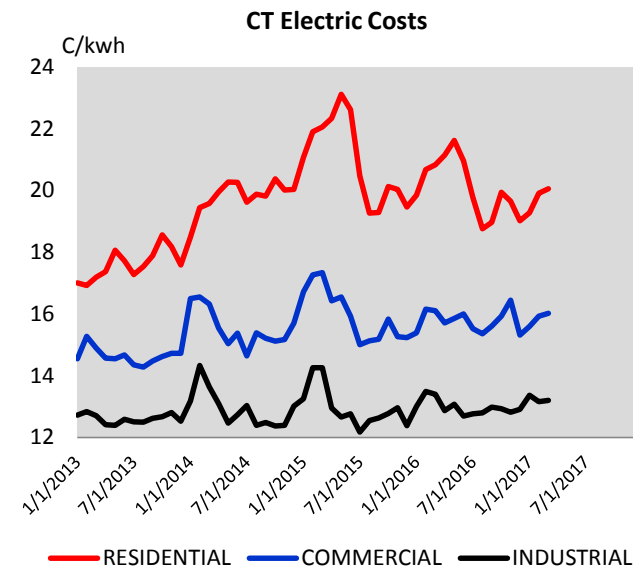
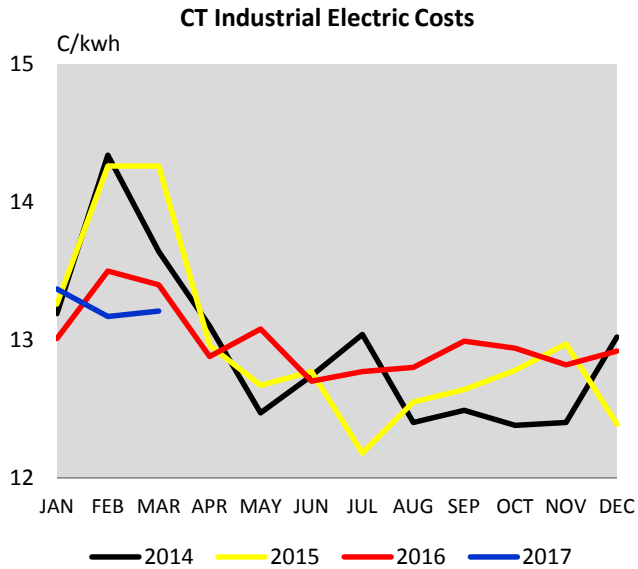
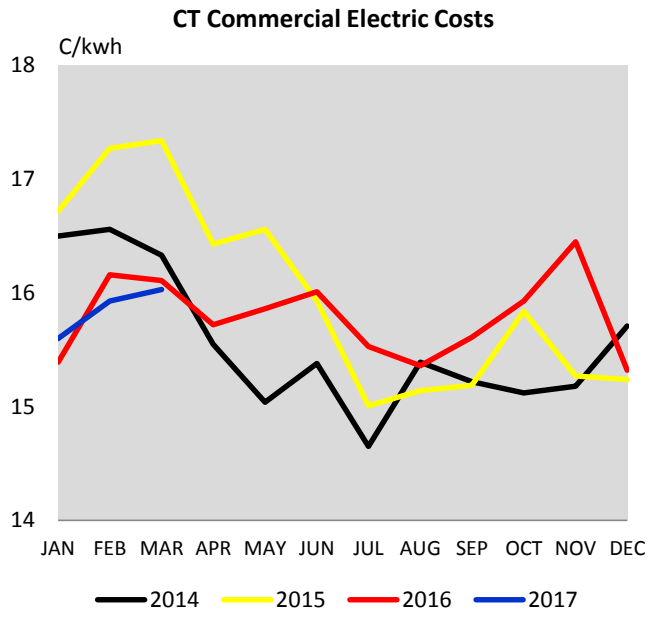
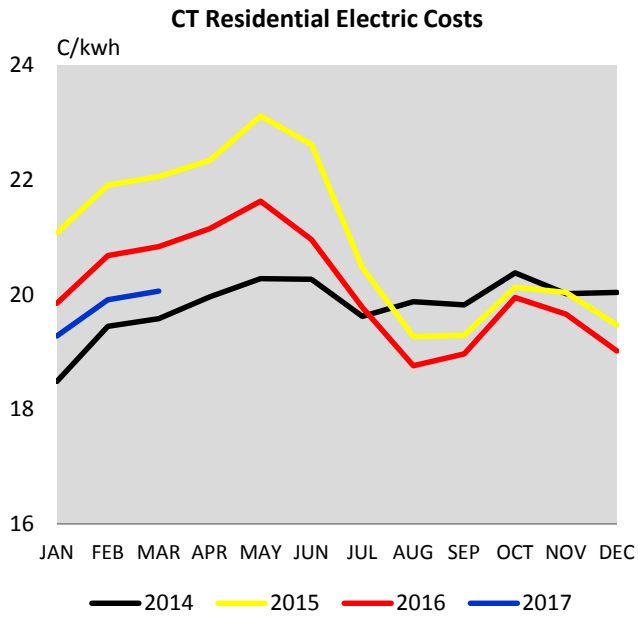




Crude Oil Spot Prices		
	Src:Oil Daily	
	WTI	Brent
6/14/2016	48.49	47.88
6/7/2017	45.80	47.07
6/14/2017	44.79	45.46
% Change Year Ago	-7.6%	-5.1%
% Change Week Ago	-2.2%	-3.4%



**Average Retail Price of Electricity To Ultimate Customers By End-Use Sector**  
 U.S. Energy Information Administration / Electric Power Monthly  
 Cents Per Kilowatt-Hour



	Residential	Commercial	Industrial	Total
Src:EIA	Cents/Kwh	Cents/Kwh	Cents/Kwh	Cents/Kwh
March 2016	20.84	16.11	13.40	17.87
March 2017	20.06	16.03	13.21	17.44
% Change Year Ago	-3.7%	-0.5%	-1.4%	-2.4%