

## CONNECTICUT ENERGY PRICE REPORT

Denotes falling prices compared to year earlier

Denotes flat prices compared to year earlier

Denotes rising prices compared to year earlier



**CONNECTICUT RETAIL  
HEATING OIL**

**\$/GAL**

<b>LATEST</b>	<b>6/5/2017</b>	<b>2.379</b>
<b>WEEK AGO</b>	5/29/2017	2.402
<b>MONTH AGO</b>	5/8/2017	2.394
<b>YEAR AGO</b>	6/6/2016	2.217
SRC: DEEP		



**CRUDE OIL  
WTI SPOT PRICE**

**\$/BBL**

<b>6/7/2017</b>	<b>45.80</b>
5/31/2017	48.29
5/7/2017	46.38
6/7/2016	50.37
SRC: OIL DAILY	



**CT RETAIL GASOLINE  
UNLEADED REGULAR**

**\$/GAL**

<b>6/7/2017</b>	<b>2.511</b>
5/31/2017	2.517
5/7/2017	2.512
6/7/2016	2.466
SRC: AAA	



**CONNECTICUT RETAIL  
RESIDENTIAL PROPANE**

**\$/GAL**

<b>3/27/2017</b>	<b>2.969</b>
3/20/2017	2.988
2/27/2017	2.989
3/28/2016	2.512
SRC: EIA	



**CT RESIDENTIAL  
NATURAL GAS**

**\$/MCF**

<b>LATEST</b>	<b>Mar-2017</b>	<b>12.31</b>
<b>YEAR AGO</b>	Mar-2016	11.74
<b>2 YEARS AGO</b>	Mar-2015	11.00
<b>3 YEARS AGO</b>	Mar-2014	13.89
SRC: EIA		



**CT RESIDENTIAL  
ELECTRICITY**

**CENTS/KWH \***

<b>Mar-2017</b>	<b>20.06</b>
Mar-2016	20.84
Mar-2015	22.06
Mar-2014	19.58
SRC: EIA	



**CT COMMERCIAL  
ELECTRICITY**

**CENTS/KWH \***

<b>Mar-2017</b>	<b>16.03</b>
Mar-2016	16.11
Mar-2015	17.34
Mar-2014	16.33
SRC: EIA	



**CT INDUSTRIAL  
ELECTRICITY**

**CENTS/KWH \***

<b>Mar-2017</b>	<b>13.21</b>
Mar-2016	13.44
Mar-2015	14.26
Mar-2014	13.64
SRC: EIA	

SRC: EIA

SRC: EIA

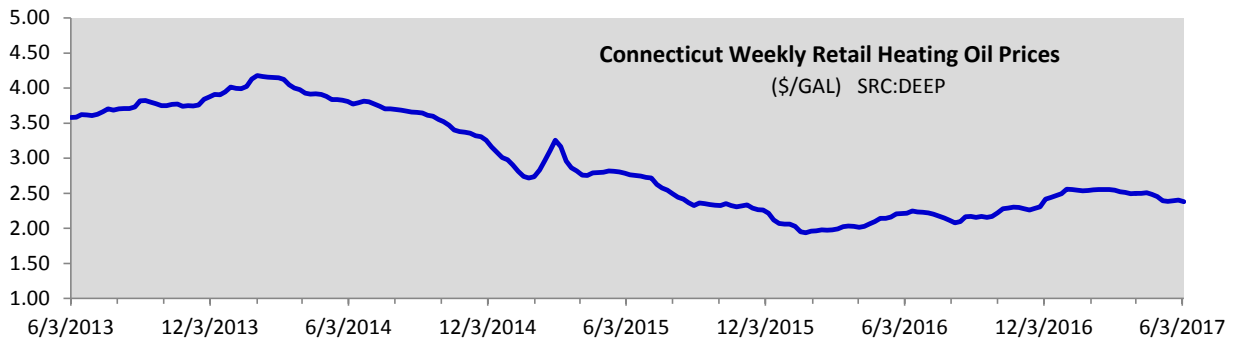
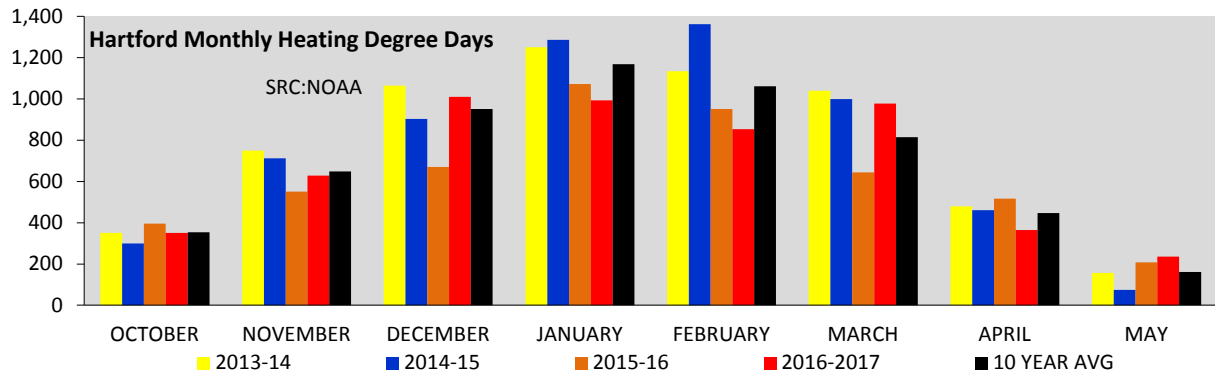
SRC: EIA

SRC: EIA

\* Total Cost/Kwh including generation and transmission components

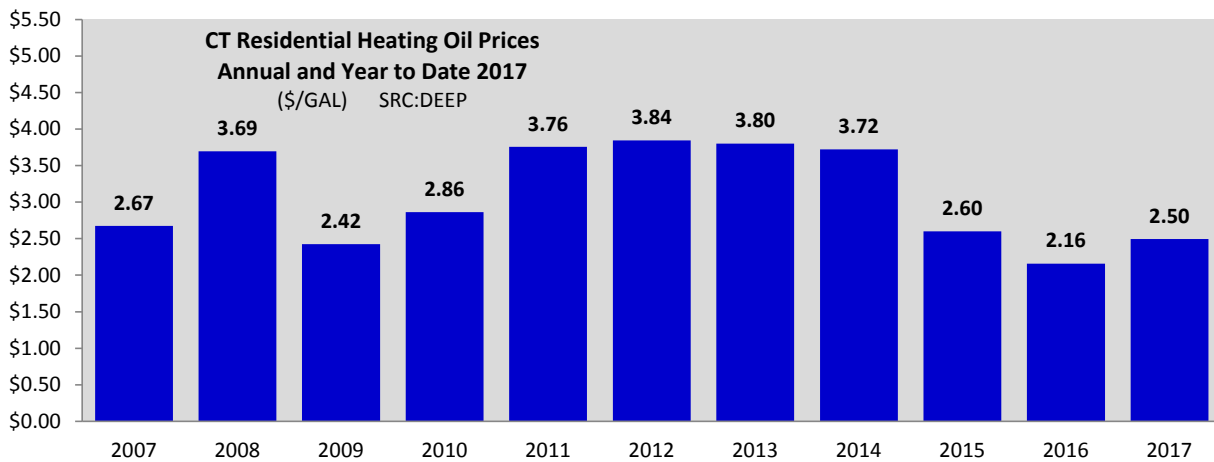
### PRICE COMPARISONS of HEATING FUELS IN \$ PER HEATING OIL GALLON EQUIVALENTS (HOGES)

	<b>CT RES NAT GAS \$/GAL HOGES</b>	<b>CT HEATING OIL \$/GAL HOGES</b>	<b>CT RES PROPANE \$/GAL HOGES</b>
Oct'15 - Mar'16	1.540	2.121	3.816
Oct'16 - Mar'17	1.711	2.436	4.337

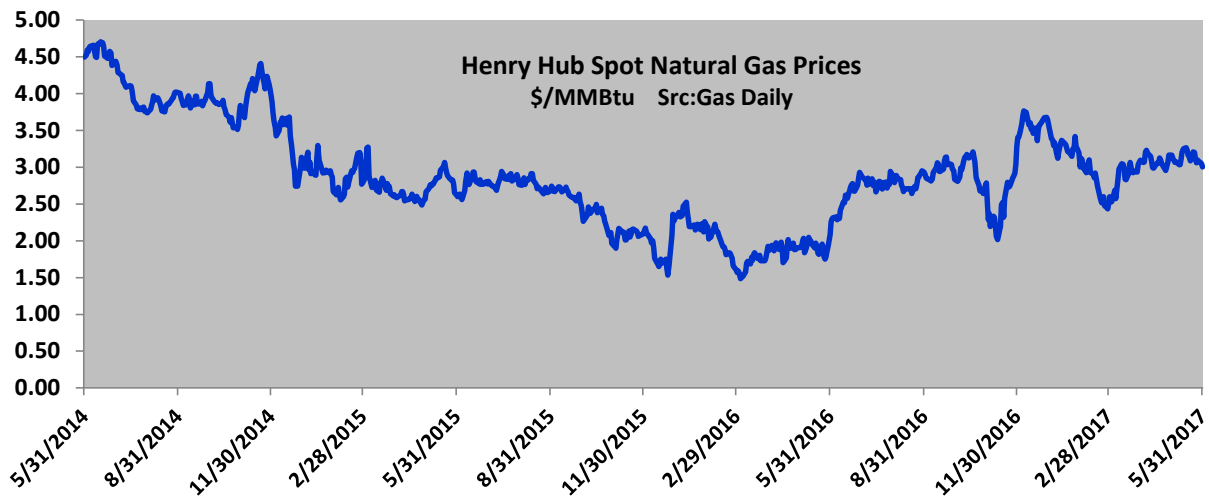
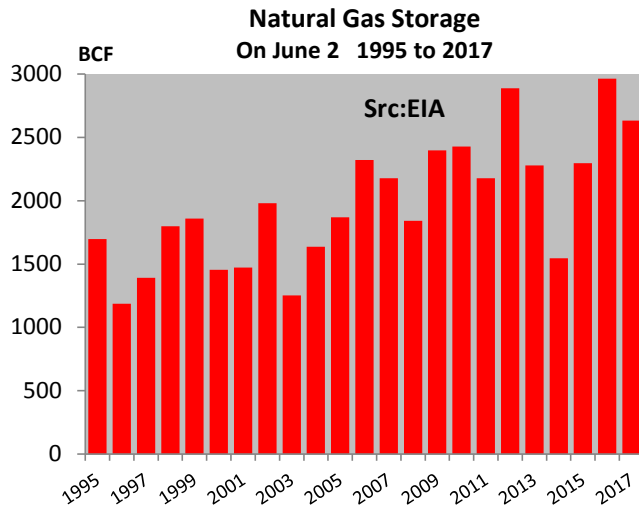
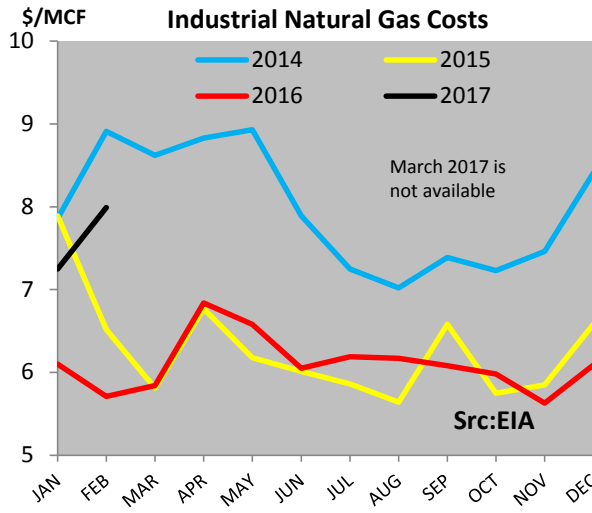
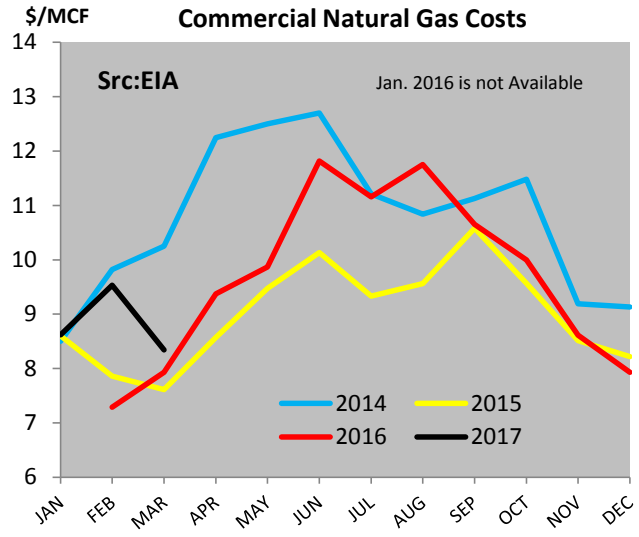
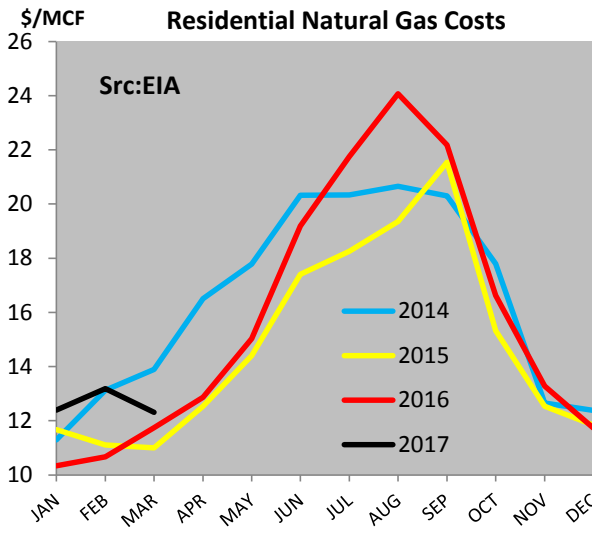


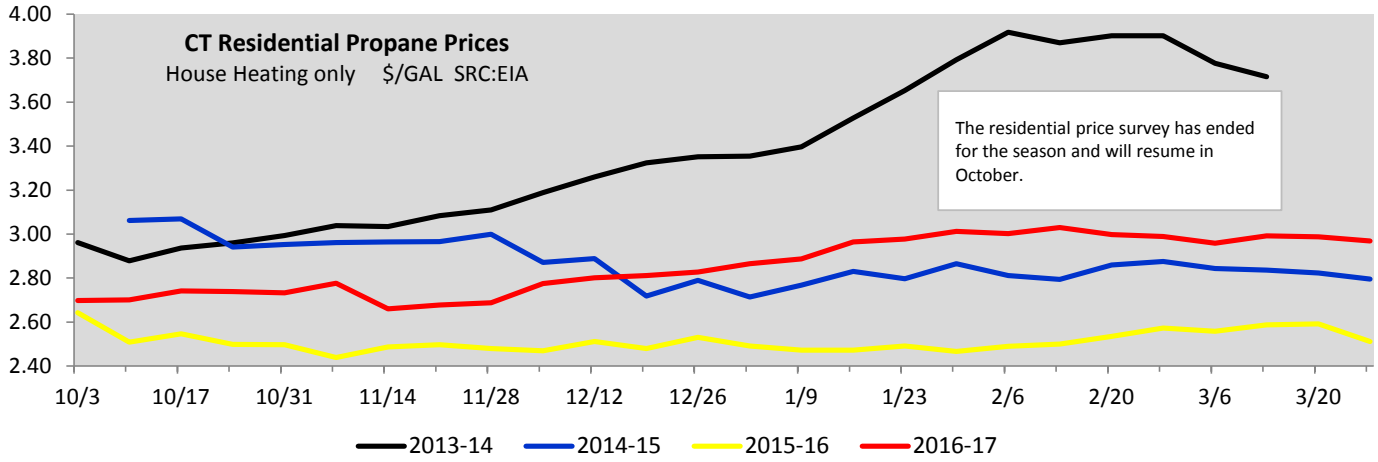
	Retail Heating Oil Prices \$/Gal Src:DEEP
6/6/2016	\$2.217
5/29/2017	\$2.402
6/5/2017	\$2.379
% Change Year Ago	7.3%
% Change Week Ago	-1.0%

	Spot Heating Oil Prices \$/Gal Src:Oil Daily
6/7/2016	\$1.461
5/31/2017	\$1.435
6/7/2017	\$1.334
% Change Year Ago	-8.7%
% Change Week Ago	-7.0%



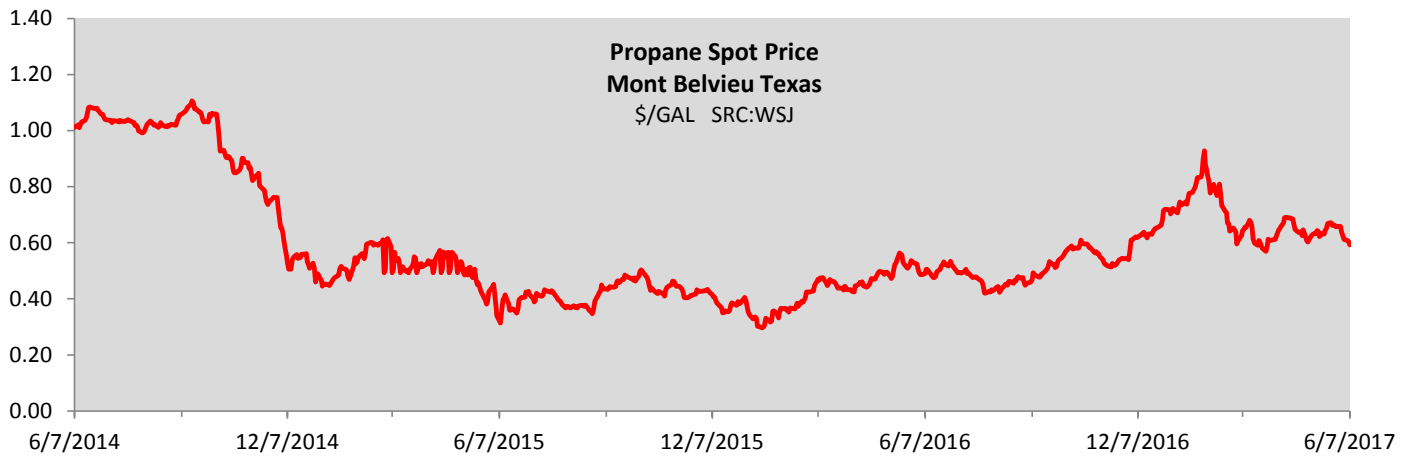
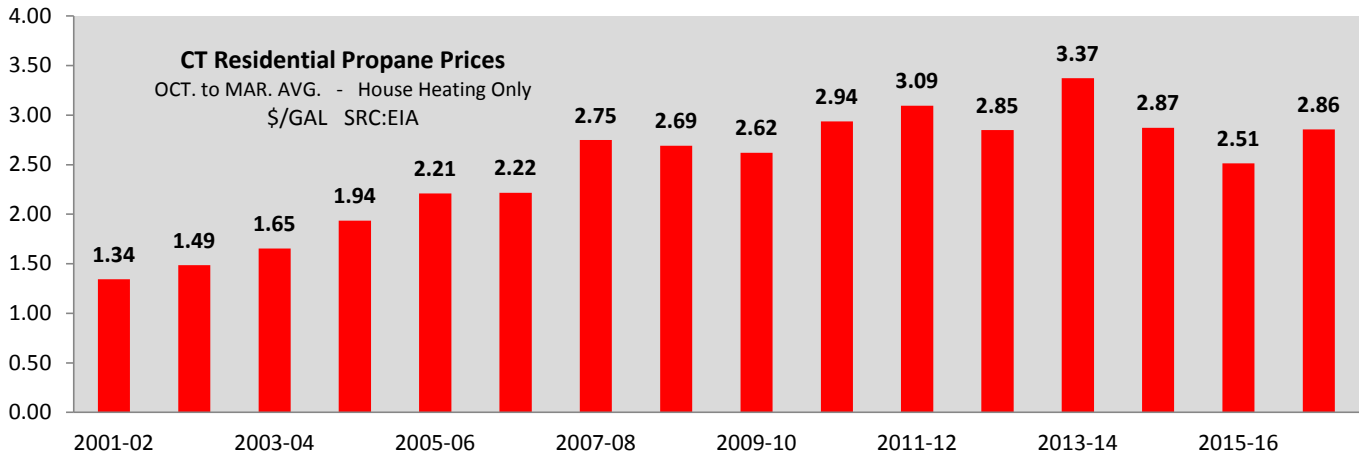
## Connecticut Natural Gas

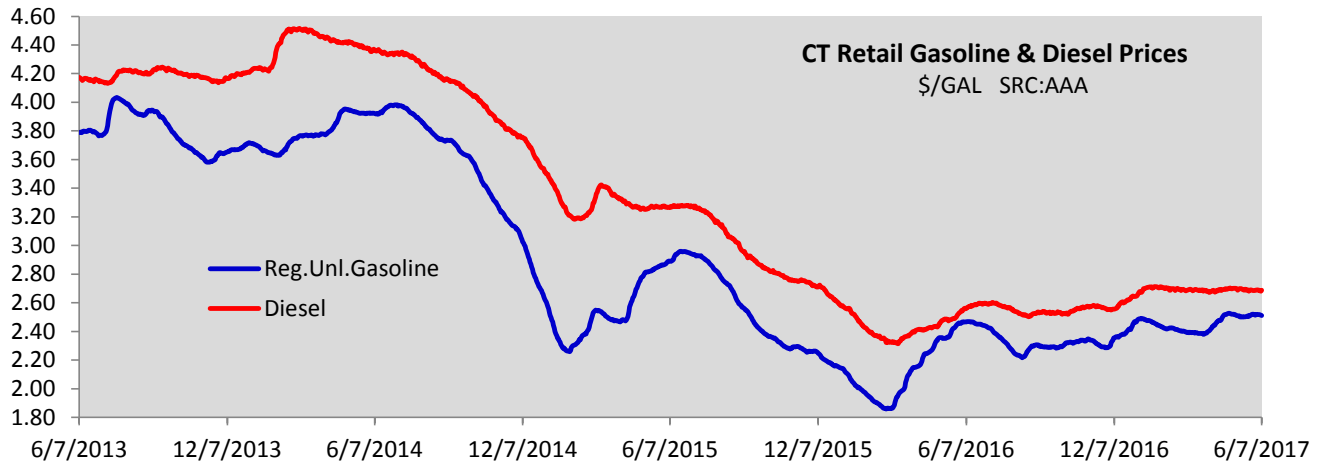




Retail Propane Heating Prices	
\$/Gal Src:EIA	
3/28/2016	\$2.512
3/20/2017	\$2.988
3/27/2017	\$2.969
% Change Year Ago	18.2%
% Change Week Ago	-0.6%

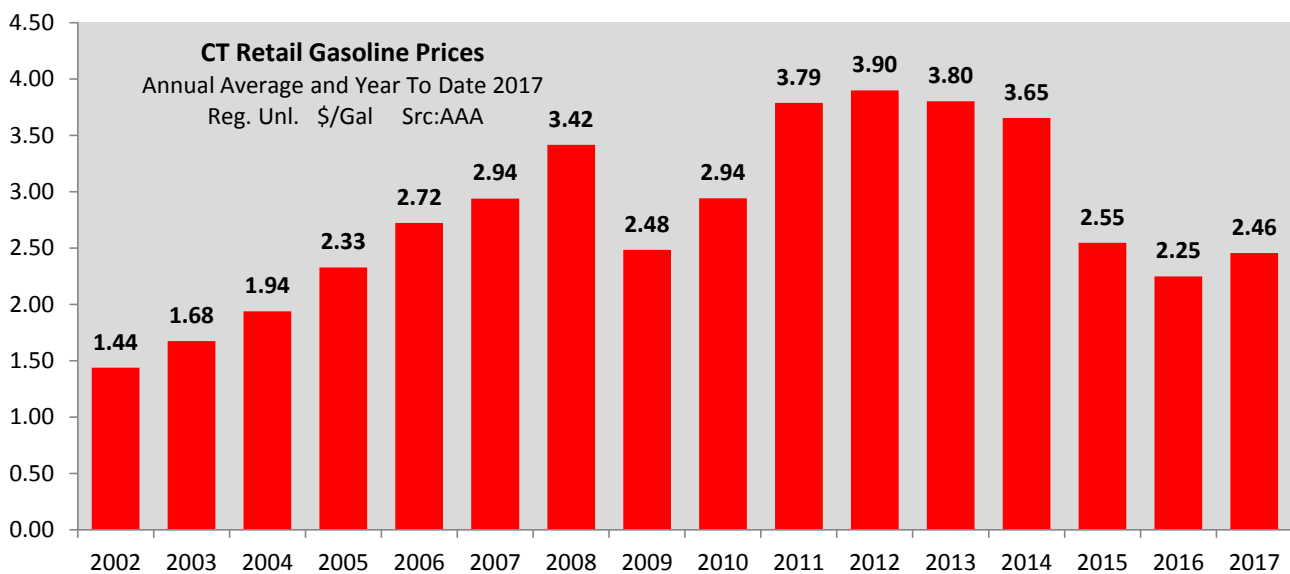
Spot Propane Prices	
\$/Gal Src:WSJ	
6/7/2016	\$0.490
5/31/2017	\$0.639
6/7/2017	\$0.592
% Change Year Ago	20.8%
% Change Week Ago	-7.3%

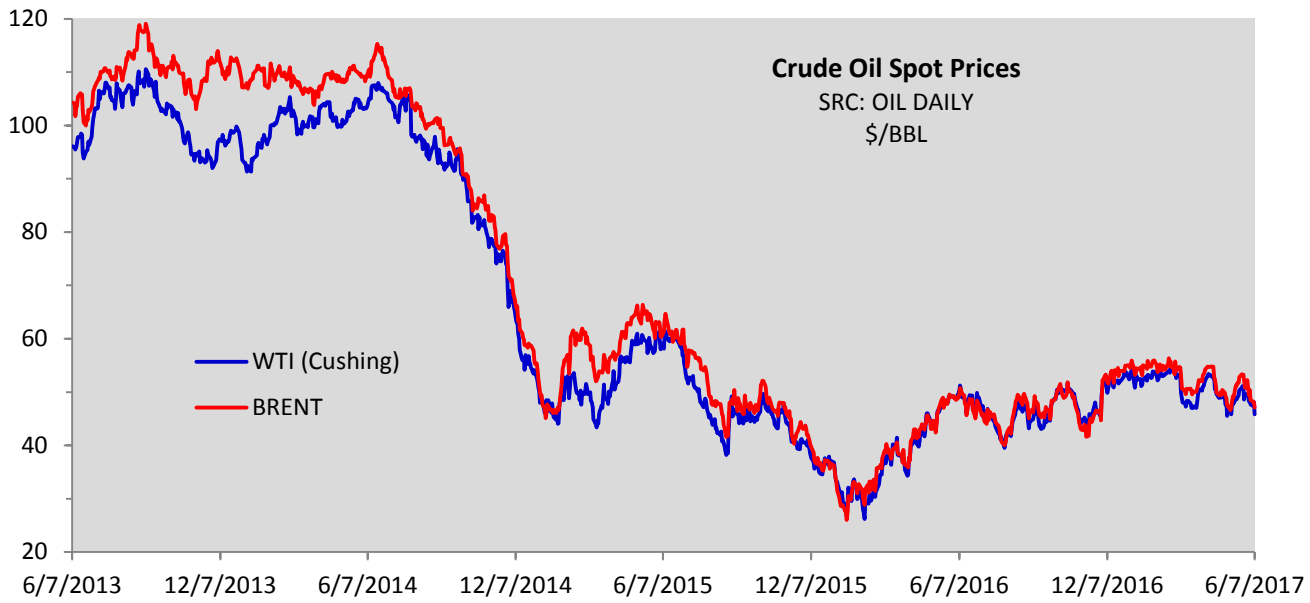




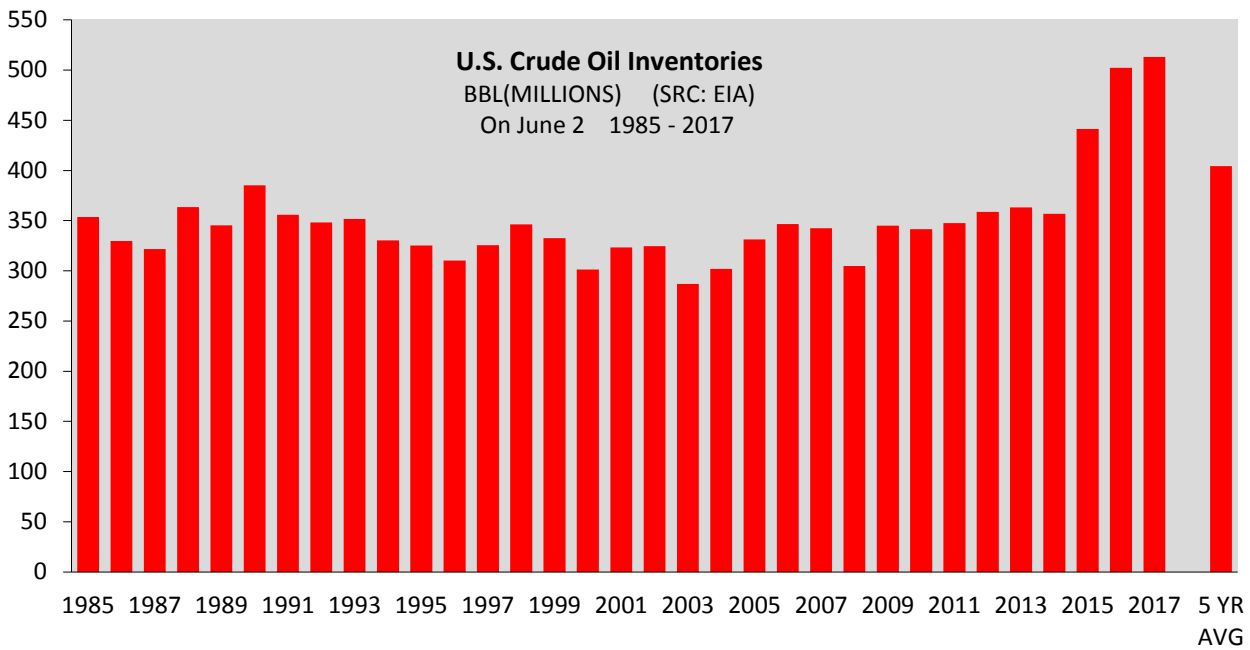
SRC:AAA \$/GAL	Connecticut Retail Regular Unleaded				
	Bridgeport	Hartford	New Haven-Meriden	New London-Norwich	Statewide
6/7/2016	2.534	2.442	2.454	2.455	2.466
5/31/2017	2.585	2.495	2.496	2.517	2.517
6/7/2017	2.581	2.491	2.487	2.508	2.511
% Change Week Ago	-0.2%	-0.2%	-0.4%	-0.4%	-0.2%
% Change Year Ago	1.9%	2.0%	1.3%	2.2%	1.8%

SRC:AAA \$/GAL	Connecticut Retail Diesel				
	Bridgeport	Hartford	New Haven-Meriden	New London-Norwich	Statewide
6/7/2016	2.637	2.553	2.595	2.531	2.577
5/31/2017	2.745	2.661	2.701	2.583	2.688
6/7/2017	2.738	2.663	2.693	2.592	2.685
% Change Week Ago	-0.3%	0.1%	-0.3%	0.3%	-0.1%
% Change Year Ago	3.8%	4.3%	3.8%	2.4%	4.2%

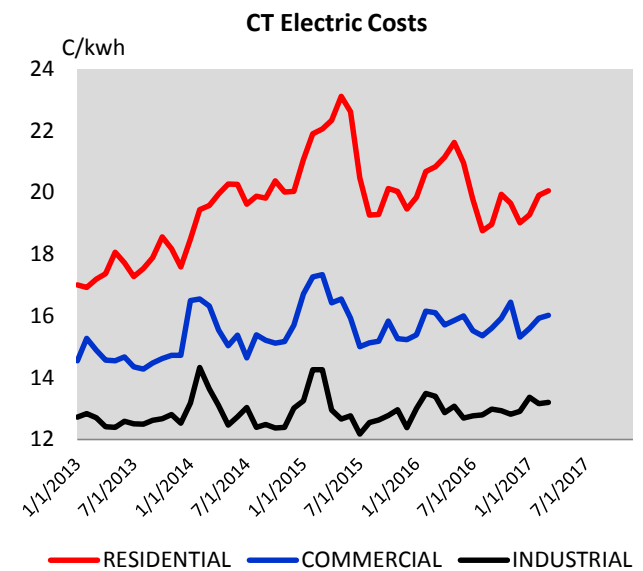
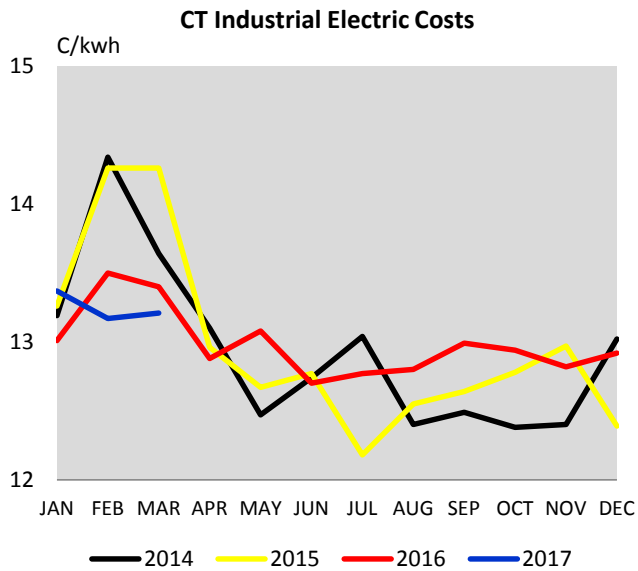
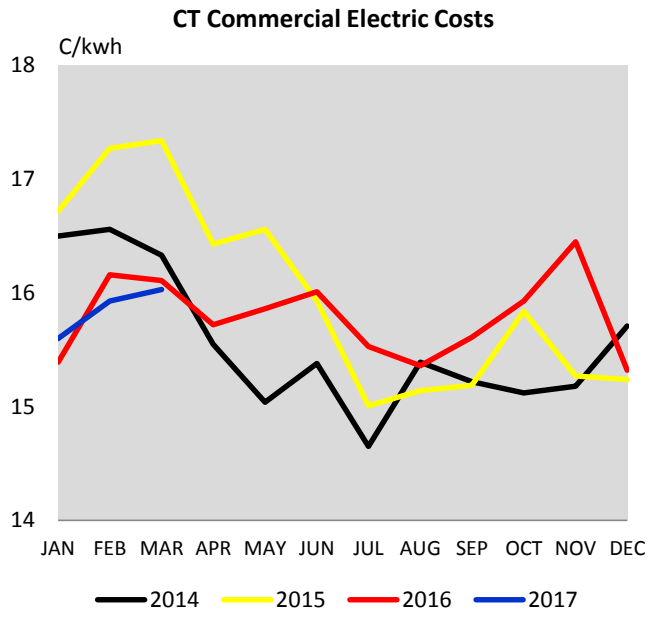
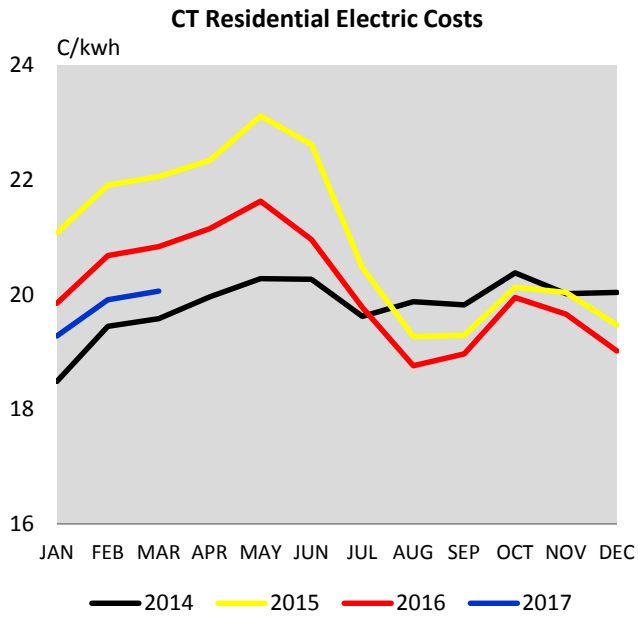




Crude Oil Spot Prices		
	\$/Bbl Src:Oil Daily	
	WTI	Brent
6/7/2016	50.37	49.76
5/31/2017	48.29	49.39
6/7/2017	45.80	47.07
% Change Year Ago	-9.1%	-5.4%
% Change Week Ago	-5.2%	-4.7%



**Average Retail Price of Electricity To Ultimate Customers By End-Use Sector**  
 U.S. Energy Information Administration / Electric Power Monthly  
 Cents Per Kilowatt-Hour



	<b>Residential</b>	<b>Commercial</b>	<b>Industrial</b>	<b>Total</b>
Src:EIA	Cents/Kwh	Cents/Kwh	Cents/Kwh	Cents/Kwh
March 2016	20.84	16.11	13.40	17.87
March 2017	20.06	16.03	13.21	17.44
% Change Year Ago	-3.7%	-0.5%	-1.4%	-2.4%