

CONNECTICUT ENERGY PRICE REPORT

Denotes falling prices compared to year earlier **Denotes flat prices compared to year earlier** **Denotes rising prices compared to year earlier**



CONNECTICUT RETAIL HEATING OIL	
\$/GAL	
LATEST	3/6/2017 2.545
WEEK AGO	2/27/2017 2.553
MONTH AGO	2/6/2017 2.548
YEAR AGO	3/7/2016 1.992
SRC: DEEP	



CRUDE OIL WTI SPOT PRICE	
\$/BBL	
LATEST	3/8/2017 49.83
WEEK AGO	3/1/2017 53.82
MONTH AGO	2/8/2017 52.37
YEAR AGO	3/8/2016 36.67
SRC: OIL DAILY	



CT RETAIL GASOLINE UNLEADED REGULAR	
\$/GAL	
LATEST	3/8/2017 2.394
WEEK AGO	3/1/2017 2.403
MONTH AGO	2/8/2017 2.419
YEAR AGO	3/8/2016 1.865
SRC: AAA	



CONNECTICUT RETAIL RESIDENTIAL PROPANE	
\$/GAL	
LATEST	3/6/2017 2.959
WEEK AGO	2/27/2017 2.989
MONTH AGO	2/6/2017 3.002
YEAR AGO	3/7/2016 2.558
SRC: EIA	



CT RESIDENTIAL NATURAL GAS	
\$/MCF	
LATEST	Dec-2016 11.73
YEAR AGO	Dec-2015 11.84
2 YEARS AGO	Dec-2014 12.38
3 YEARS AGO	Dec-2013 12.48
SRC: EIA	



CT RESIDENTIAL ELECTRICITY	
CENTS/KWH *	
LATEST	Dec-2016 19.02
YEAR AGO	Dec-2015 19.47
2 YEARS AGO	Dec-2014 20.04
3 YEARS AGO	Dec-2013 17.59
SRC: EIA	



CT COMMERCIAL ELECTRICITY	
CENTS/KWH *	
LATEST	Dec-2016 15.32
YEAR AGO	Dec-2015 15.24
2 YEARS AGO	Dec-2014 15.71
3 YEARS AGO	Dec-2013 14.73
SRC: EIA	

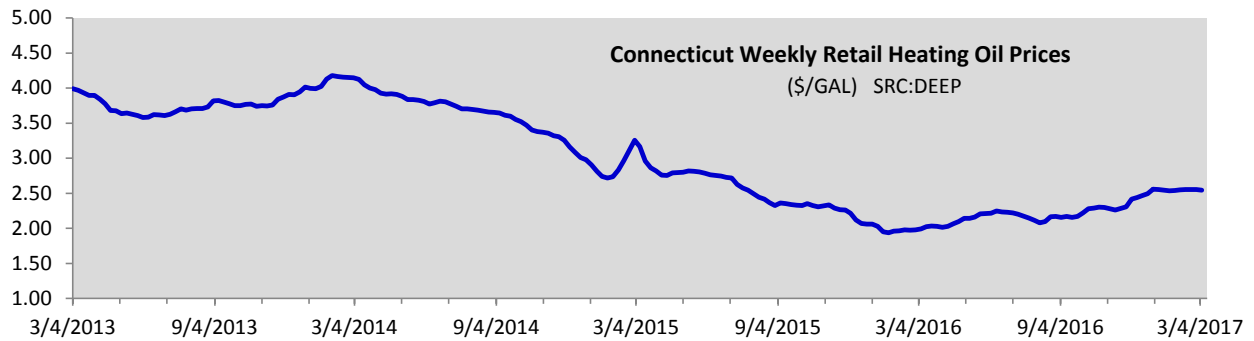
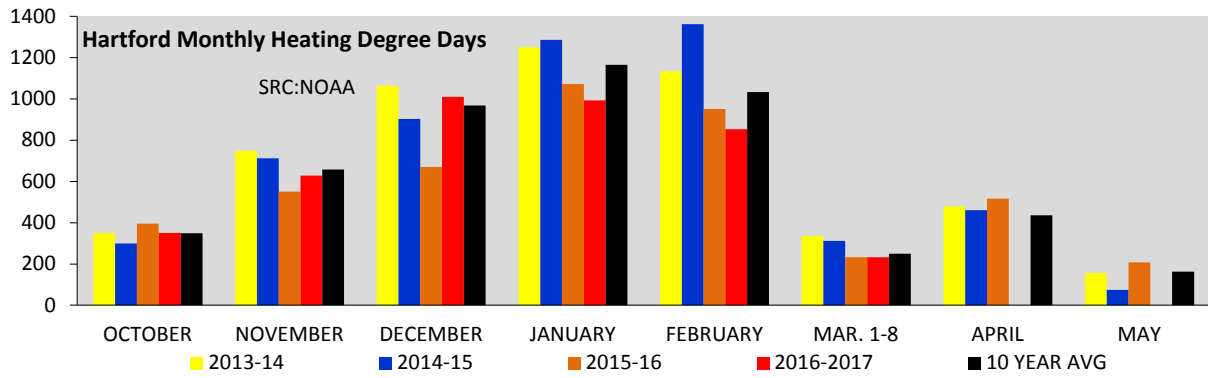


CT INDUSTRIAL ELECTRICITY	
CENTS/KWH *	
LATEST	Dec-2016 12.92
YEAR AGO	Dec-2015 12.39
2 YEARS AGO	Dec-2014 13.02
3 YEARS AGO	Dec-2013 12.53
SRC: EIA	

* Total Cost/Kwh including generation and transmission components

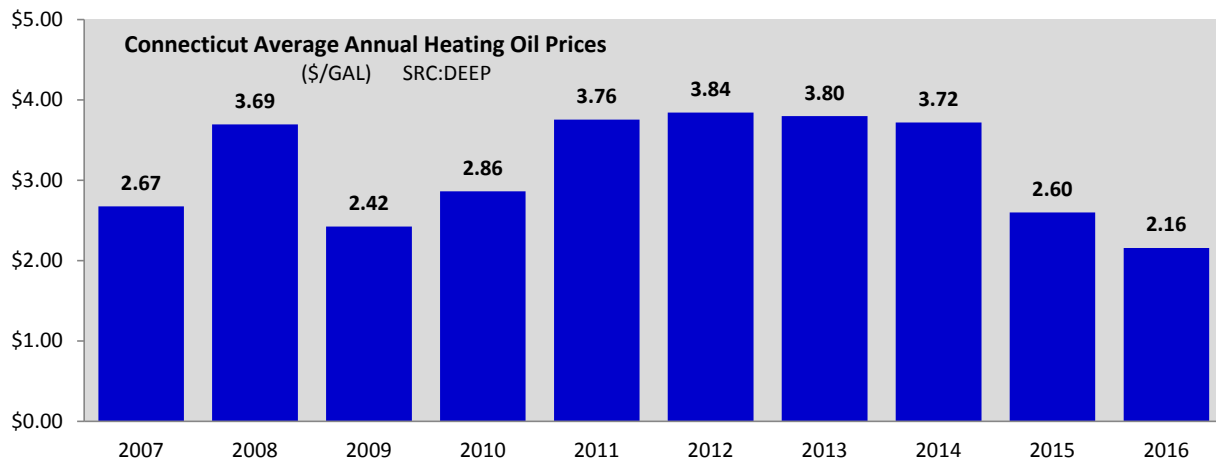
PRICE COMPARISONS of HEATING FUELS IN \$ PER HEATING OIL GALLON EQUIVALENTS (HOGES)

	CT RES NAT GAS \$/GAL HOGES	CT HEATING OIL \$/GAL HOGES	CT RES PROPANE \$/GAL HOGES
Oct'15 - Dec'15	1.718	2.249	3.807
Oct'16- Dec'16	1.734	2.333	4.162

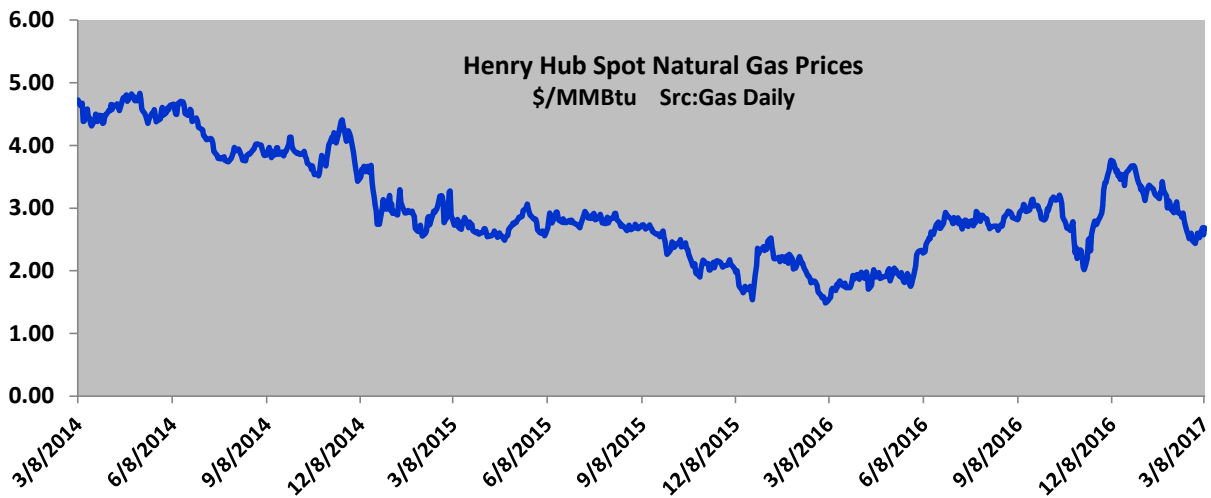
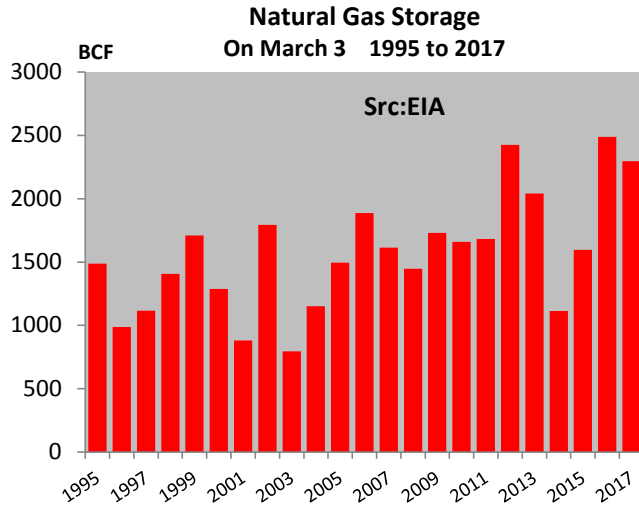
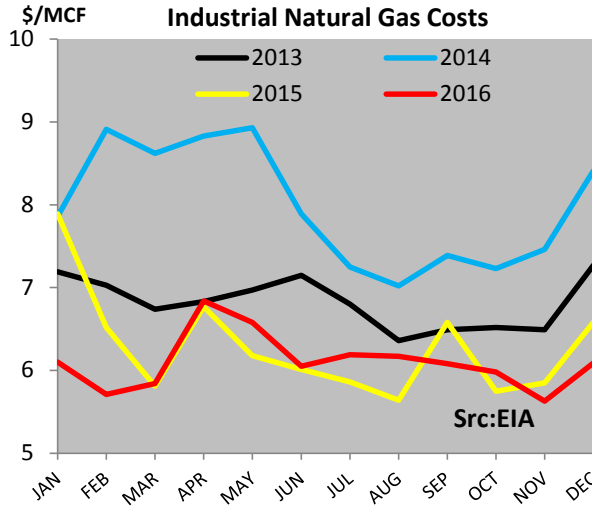
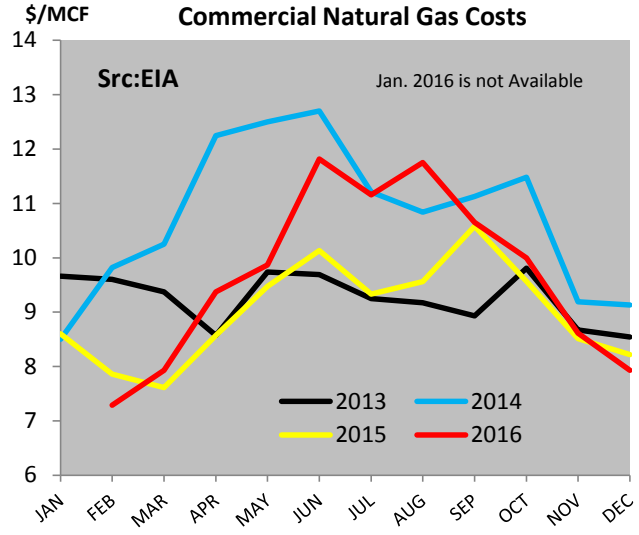
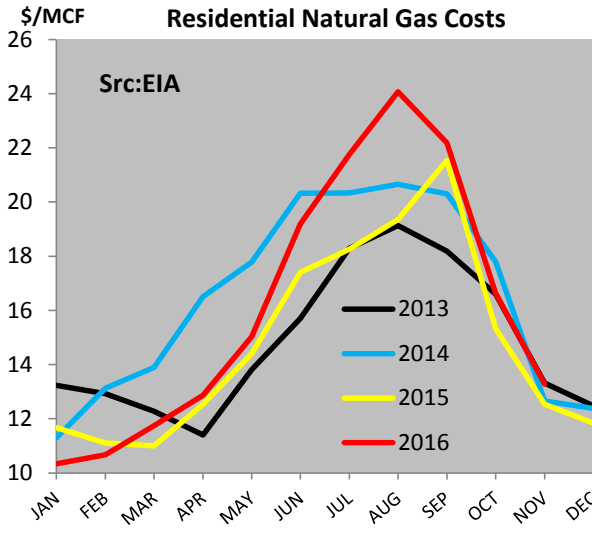


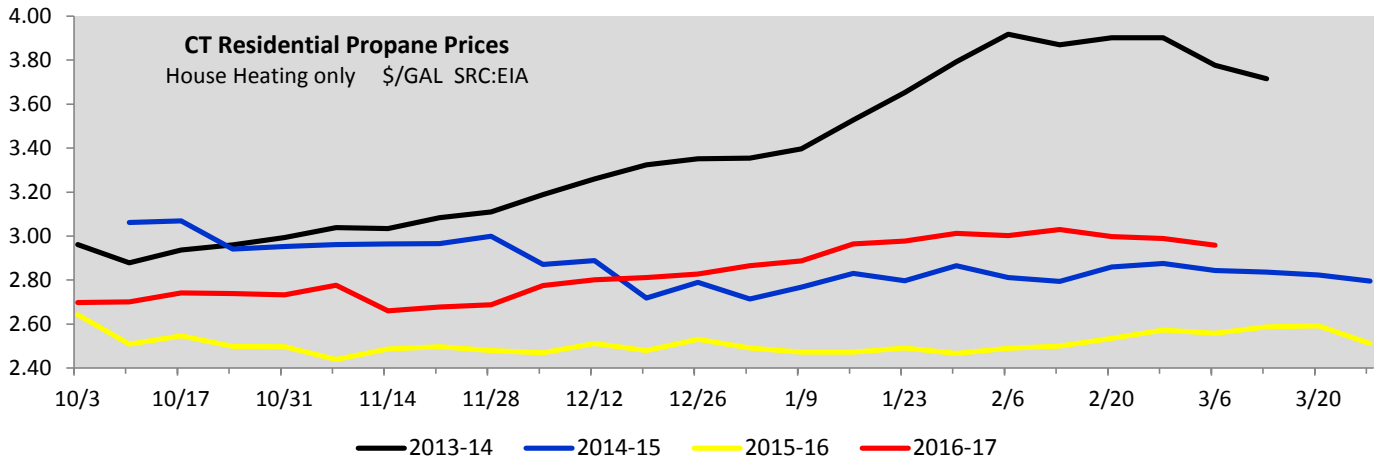
Retail Heating Oil Prices	
\$/Gal Src:DEEP	
3/7/2016	\$1.992
2/27/2017	\$2.553
3/6/2017	\$2.545
% Change Year Ago	27.8%
% Change Week Ago	-0.3%

Spot Heating Oil Prices	
\$/Gal Src:Oil Daily	
3/8/2016	\$1.127
3/1/2017	\$1.581
3/8/2017	\$1.519
% Change Year Ago	34.8%
% Change Week Ago	-3.9%



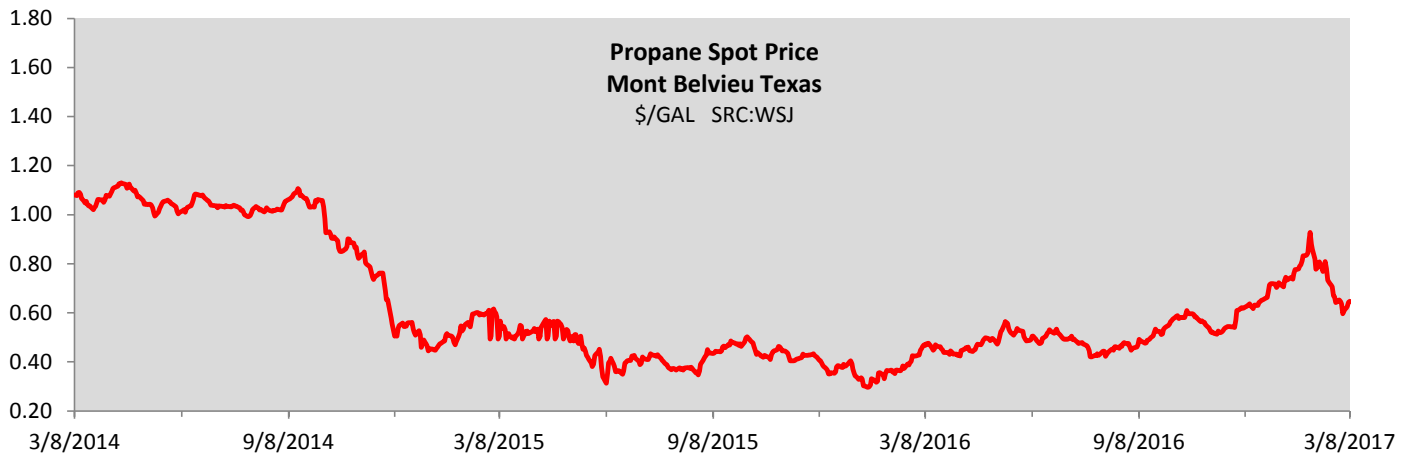
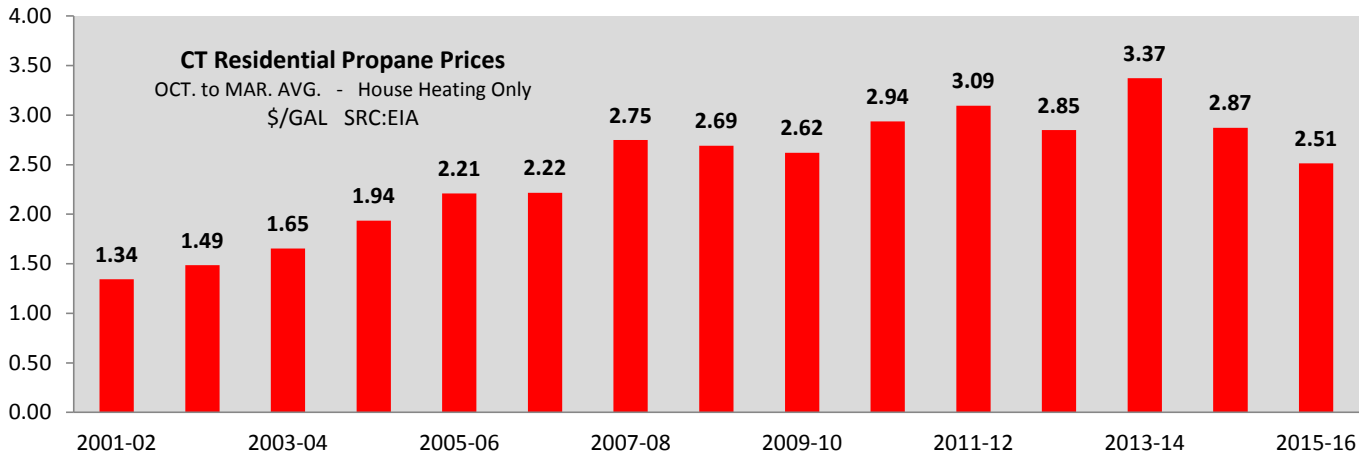
Connecticut Natural Gas

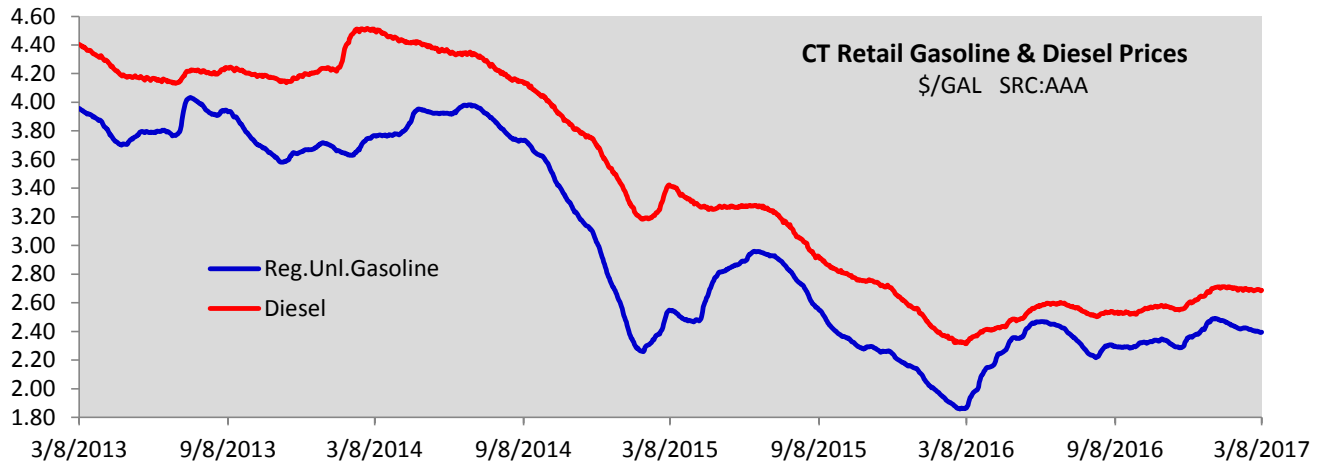




Retail Propane Heating Prices	
\$/Gal Src:EIA	
3/7/2016	\$2.558
2/27/2017	\$2.989
3/6/2017	\$2.959
% Change Year Ago	15.7%
% Change Week Ago	-1.0%

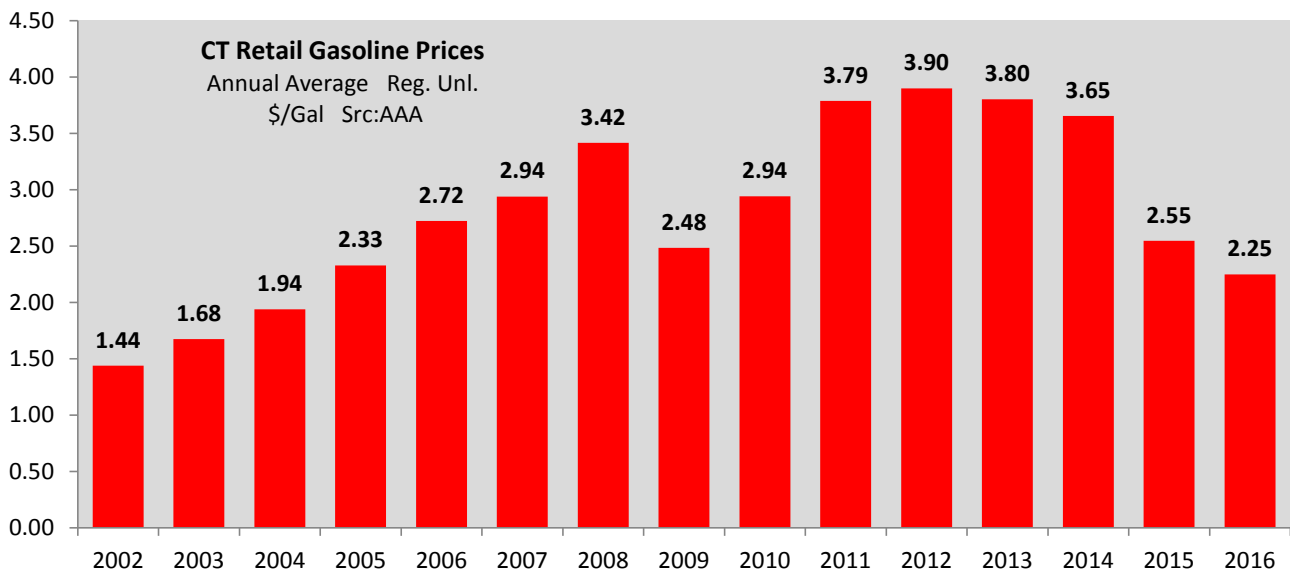
Spot Propane Prices	
\$/Gal Src:WSJ	
3/8/2016	\$0.467
3/1/2017	\$0.637
3/8/2017	\$0.647
% Change Year Ago	38.4%
% Change Week Ago	1.4%

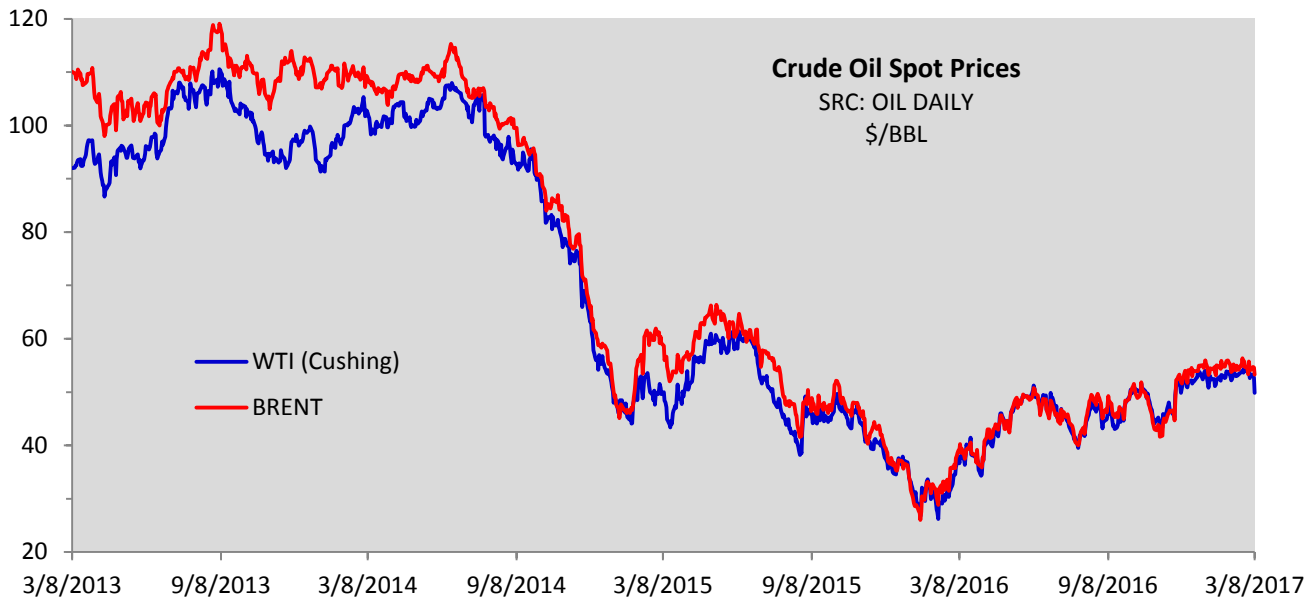




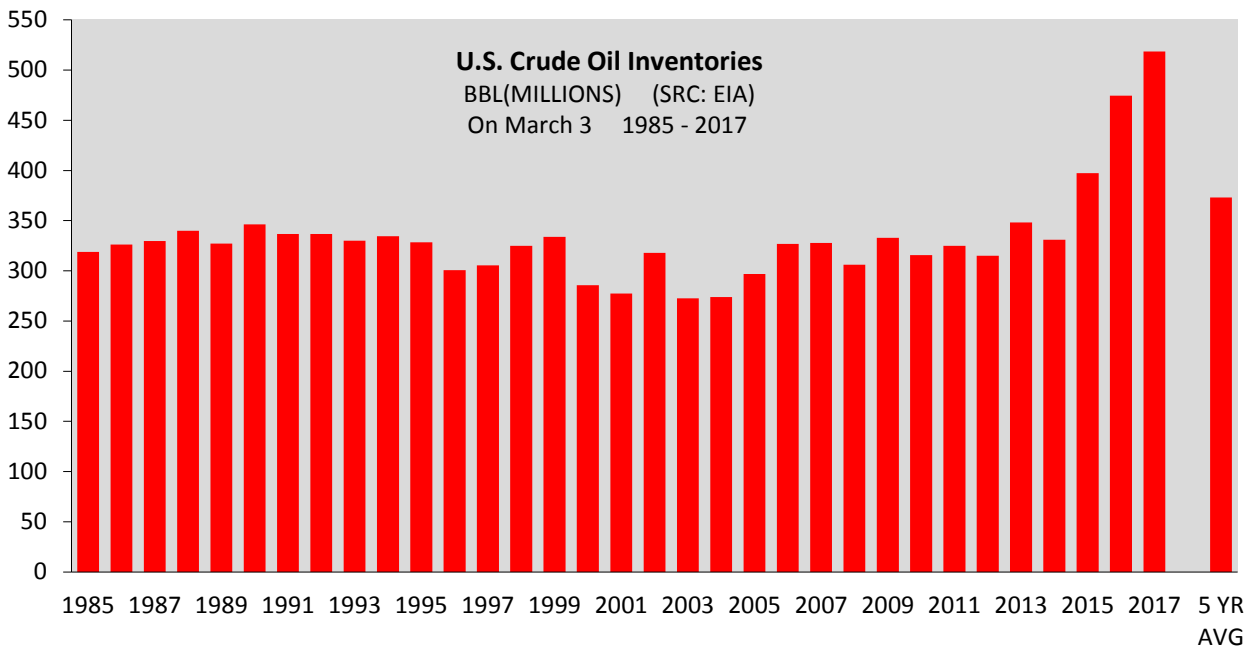
SRC:AAA \$/GAL	Connecticut Retail Regular Unleaded				
	Bridgeport	Hartford	New Haven-Meriden	New London-Norwich	Statewide
3/8/2016	1.970	1.831	1.851	1.843	1.865
3/1/2017	2.489	2.378	2.381	2.359	2.403
3/8/2017	2.476	2.370	2.373	2.340	2.394
% Change Week Ago	-0.5%	-0.3%	-0.3%	-0.8%	-0.4%
% Change Year Ago	25.7%	29.4%	28.2%	27.0%	28.4%

SRC:AAA \$/GAL	Connecticut Retail Diesel				
	Bridgeport	Hartford	New Haven-Meriden	New London-Norwich	Statewide
3/8/2016	2.363	2.293	2.328	2.380	2.315
3/1/2017	2.743	2.669	2.700	2.642	2.691
3/8/2017	2.736	2.666	2.700	2.605	2.687
% Change Week Ago	-0.3%	-0.1%	0.0%	-1.4%	-0.1%
% Change Year Ago	15.8%	16.3%	16.0%	9.5%	16.1%

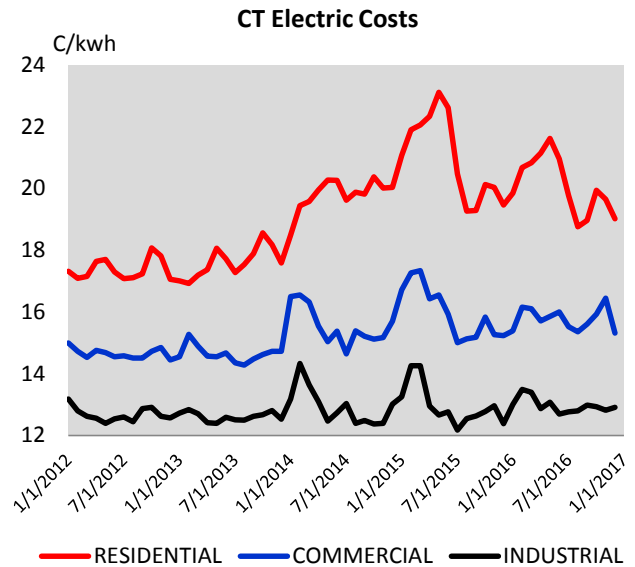
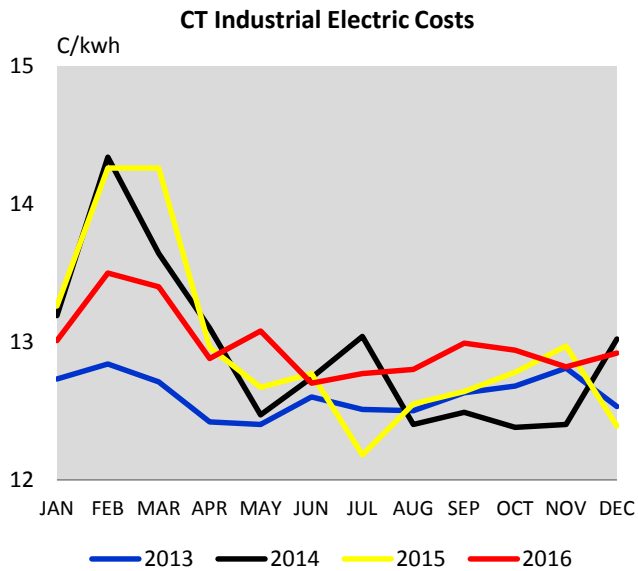
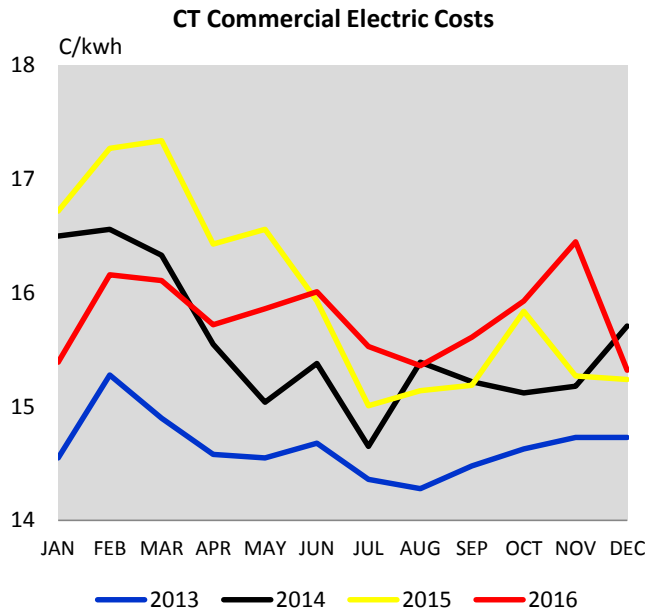
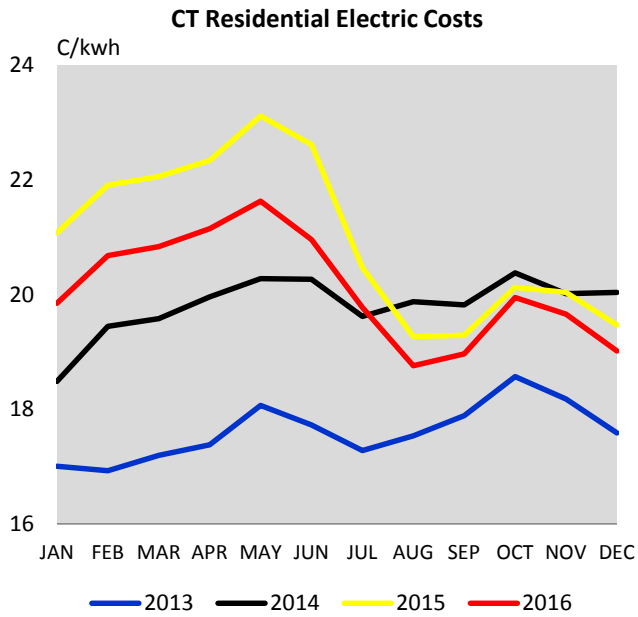




Crude Oil Spot Prices		
	\$/Bbl Src:Oil Daily	
	WTI	Brent
3/8/2016	36.67	39.16
3/1/2017	53.82	55.71
3/8/2017	49.83	53.29
% Change Year Ago	35.9%	36.1%
% Change Week Ago	-7.4%	-4.3%



Average Retail Price of Electricity To Ultimate Customers By End-Use Sector
U.S. Energy Information Administration / Electric Power Monthly
Cents Per Kilowatt-Hour



	Residential	Commercial	Industrial	Total
Src:EIA	Cents/Kwh	Cents/Kwh	Cents/Kwh	Cents/Kwh
November 2015	19.47	15.24	12.39	16.73
November 2016	19.02	15.32	12.92	16.73
% Change Year Ago	-2.3%	0.5%	4.3%	0.0%