


Dinosaur State Park – Fossil Matching Activity – Answer Key



Large lakeshore in the CT valley



Middle of the marine water column




Marine and Freshwater



Coal Swamps

Dinosaur State Park – Fossil Matching Activity – Answer Key




Low-oxygen ocean-bottom



Grassland/Forest




Large lakeshore in the CT valley



Shallow marine

Dinosaur State Park – Fossil Matching Activity – Answer Key



Large lake, CT valley



Tropical Reef




Stationary ocean bottom



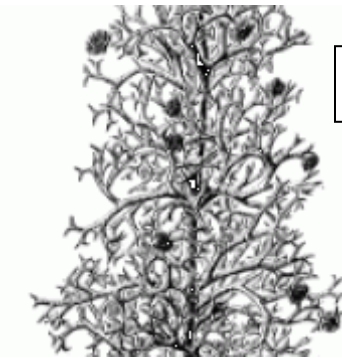
Grassy meadow at the foot of The Andes



Dinosaur State Park – Fossil Matching Activity – Answer Key



**Upper coastal plains, shrublands**



**Marsh near active volcano**



**Tidal/Lagoonal**