



# Exploring Climate Solutions Webinar Series

*Brought to you by the Governor's Council on Climate Change (GC3)*

Archive: <https://portal.ct.gov/DEEP/Climate-Change/GC3/Webinars>

## Rhode Island Heating Sector Transformation

June 18, 2020



STATE OF RHODE ISLAND  
**OFFICE OF  
ENERGY RESOURCES**

# Rhode Island's Heating Sector Transformation

June 18, 2020



## Clean

*Reduce carbon-intensity of supply portfolio*



## Affordable

*Consumer cost as a lens for all policies, from procurement to investment*



## Reliable

*Invest in a diverse resource portfolio through infrastructure, supply and system redesign*

Principles for Policy and Programmatic Decision-Making

**RHODE ISLAND**

**CLEAN ENERGY LEADERSHIP**

---

**HEATING SECTOR  
TRANSFORMATION**



# Heating Sector Transformation in Rhode Island

Pathways to Decarbonization by 2050

PREPARED FOR

Rhode Island Division of  
Public Utilities and Carriers

Rhode Island Office of  
Energy Resources

THE **Brattle** GROUP

**Governor Raimondo**  
signed Executive Order  
19-06 in July 2019

**Led by OER & DPUC**  
Retained The Brattle  
Group as consultant

**Final Report Issued**  
April 22, 2020

**3 Public Workshops**  
Attracted 60+  
attendees each



# Heating Sector Transformation

INSIGHTS FROM RHODE ISLAND WORK

PRESENTED BY  
Dean Murphy  
Jurgen Weiss

PREPARED FOR  
Connecticut  
Department of Energy &  
Environmental Protection

JUNE 18, 2020

THE **Brattle** GROUP



# Disclaimer

This presentation is based on the report “Heating Sector Transformation in Rhode Island” prepared by The Brattle Group for the Rhode Island Department of Public Utilities and Carriers and published in April 2020. It does not represent investment advice, and there are no third party beneficiaries. The Brattle Group does not accept any liability for any losses suffered, whether direct or consequential, in respect of the contents of this report or any actions taken or decisions made as a consequence thereof.

The analyses presented herein are necessarily based on assumptions with respect to conditions which may exist or events which may occur in the future. Please appreciate that actual future results may differ, perhaps materially, from those

indicated. It is also important to acknowledge that the methodologies used to devise The Brattle Group’s analyses and simplify and may not accurately reflect the relationship between assumptions and outcomes. The Brattle Group does not make, nor intends to make, nor should any other party in receipt of this presentation infer, any representation with respect to the likelihood of any future outcome. The analyses are valid only for the explicit purpose for which they were prepared and as of the date of the report. Any decisions made in connection with this presentation or the subject matter hereof, or use of any information contained in this report, are the sole responsibility of the reader.

# The presenters



**Dr. Dean Murphy** is an economist with a background in engineering and over 25 years of experience in the power industry. He has expertise in energy economics, competitive and regulatory economics and finance, and quantitative modeling. His work centers on the electric industry, including issues including climate change policy and analysis, and he has performed a number of long-term power sector forecasting and planning studies examining the transition to a largely decarbonized generation sector. He also has experience in renewable solicitations, resource and investment planning, and nuclear economics.

[Dean.Murphy@brattle.com](mailto:Dean.Murphy@brattle.com)



**Dr. Jürgen Weiss** is an energy and industrial organization economist with 20 years of consulting experience in the United States, Europe, and the Middle East. He currently spearheads Brattle's electrification-related initiatives. Dr. Weiss's consulting practice focuses on issues broadly motivated by climate change, such as electrification of transportation and heating, deep decarbonization of the power sector and the impact these changes have on existing assets, market structures, long-term planning needs, and business models for electric utilities.

[Jurgen.Weiss@brattle.com](mailto:Jurgen.Weiss@brattle.com)



# Agenda

- Background on Project
- High-Level Observations
- Basic Results and Implications for Policy

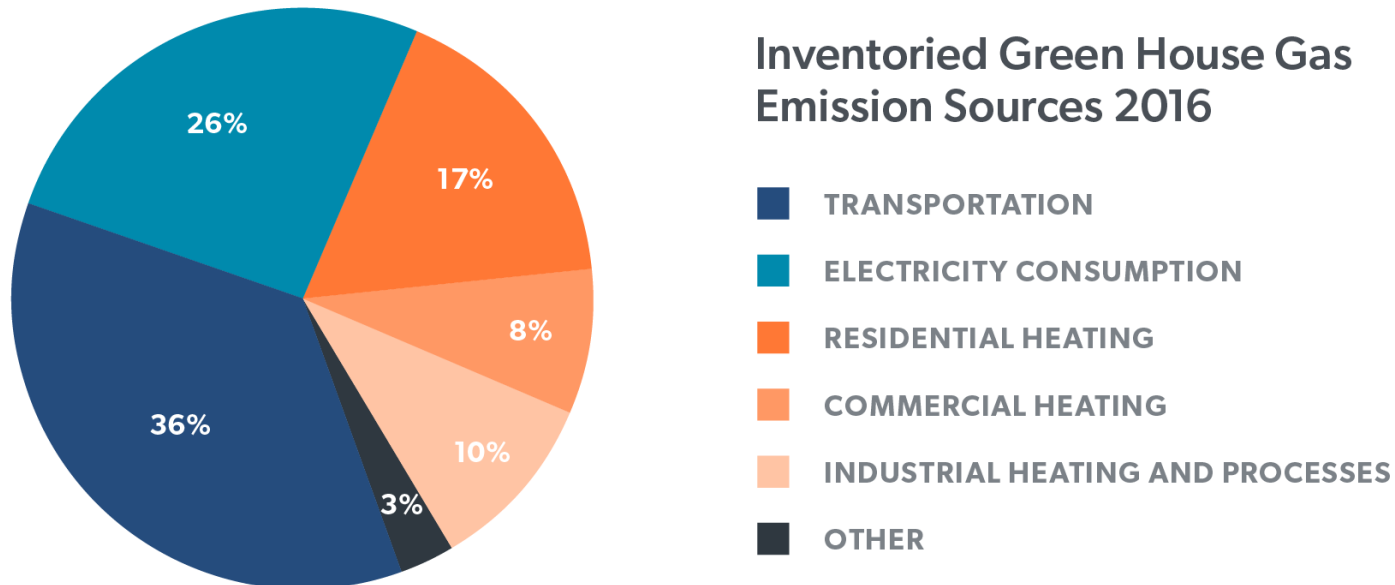
# Background

THE **Brattle** GROUP



# Rhode Island is committed to “80 by 50” (or more)

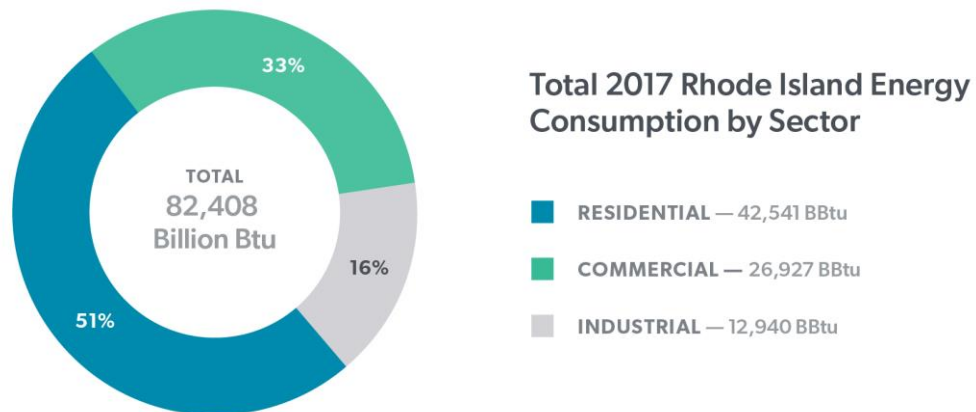
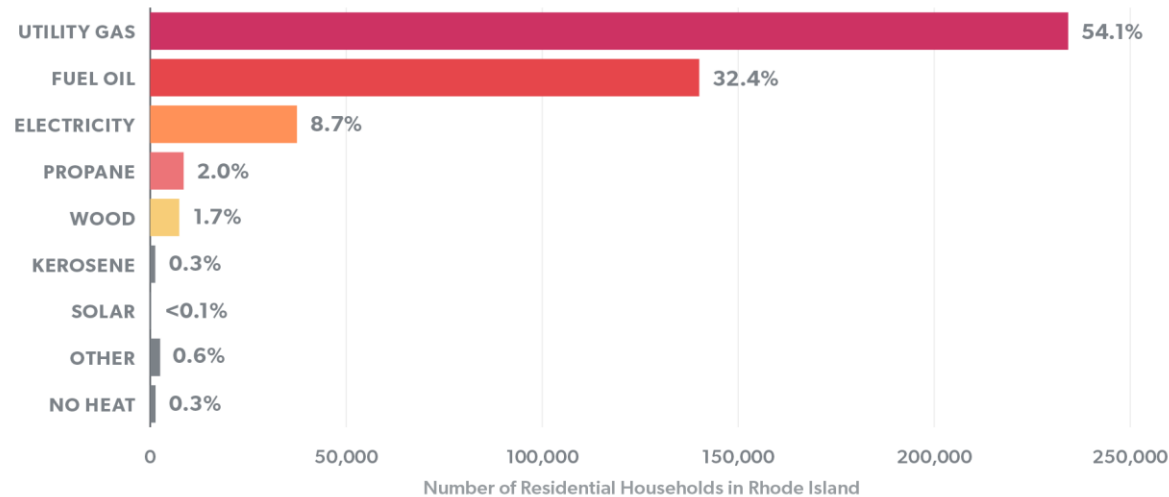
## Heating is about a third of RI GHG emissions



- We were asked by the Rhode Island DPUC and OER to explore heating sector decarbonization strategies for Rhode Island
- “80 by 50” economy-wide likely means (near) full decarbonization of residential and commercial heat
  - ▶ Some other sectors (air travel, heavy transport, industry) are likely to be much harder to decarbonize

# Natural gas is the largest fuel source; oil also significant

## Residential heating is 50% of total



- Natural gas is dominant; heating oil remains important
  - ▶ Substantial urban/rural split
- Industrial heat is relatively small
  - ▶ Heating-intensive industries are a small part of the RI economy
- Study focused on residential and commercial sector
- Residential/commercial building stock is quite old; little new construction
  - ▶ **Focus: decarbonize existing buildings**

# A relatively small number of pathways exist to provide decarbonized heat

<b>Efficiency</b> Reduces heat need & customer costs (modestly)	<b>Space and water heat</b> Several primary solutions are feasible across many applications/buildings	<b>Decarbonized Fuel</b> Supply may be limited from less-costly sources	Renewable gas/power-to-gas (P2G) for gas customers <ul style="list-style-type: none"> <li>Landfill gas, anaerobic digesters, gasification, synthetic gas</li> </ul>
		<b>Heat Pumps</b>	Biofuel or power-to-liquids (P2L) for most other customers <ul style="list-style-type: none"> <li>Biodiesel, ethanol, synthetic fuels</li> </ul>
			Air source heat pump (ASHP)
		Ground source heat pump (GSHP) <ul style="list-style-type: none"> <li>Including GeoMicroDistric</li> </ul>	
	<b>Industrial heat</b>	<ul style="list-style-type: none"> <li>May be more specialized (e.g., high-temp)</li> <li>May require (decarbonized) fuel, including hydrogen</li> </ul>	



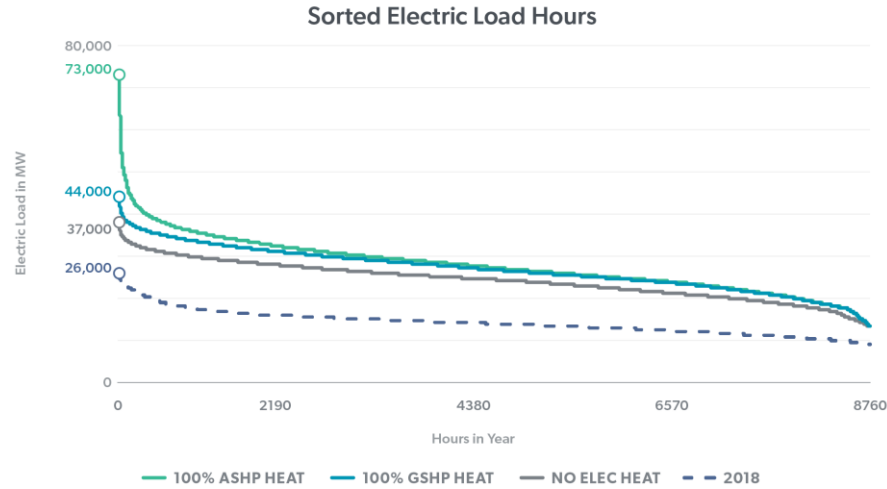
# High level observations

THE **Brattle** GROUP

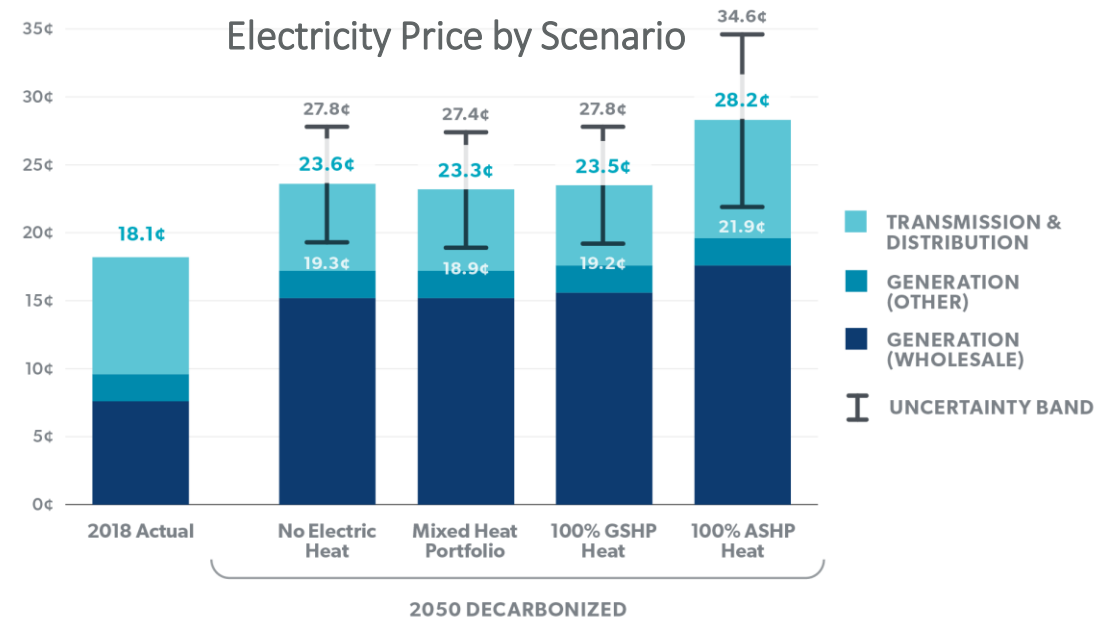
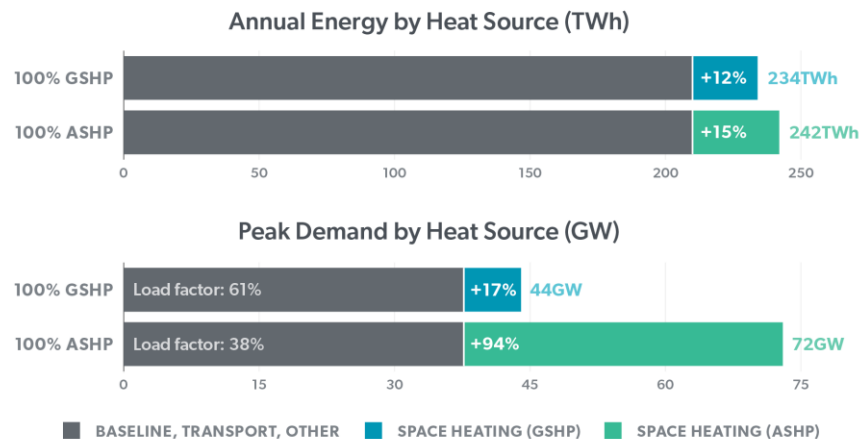




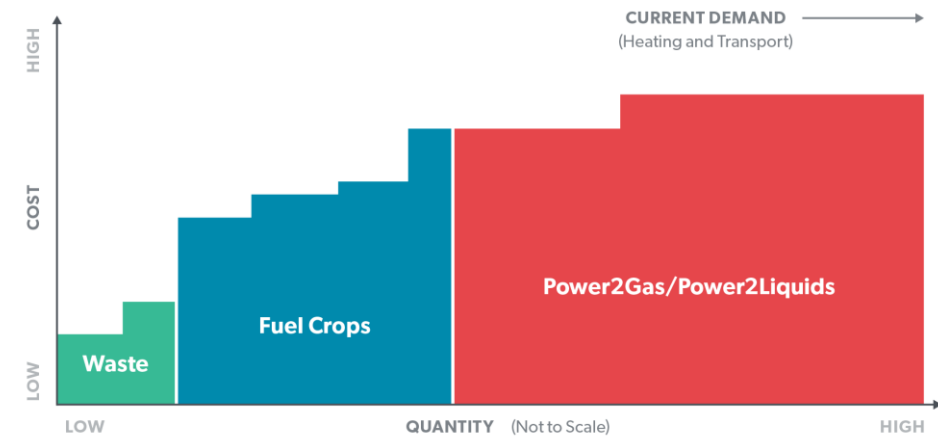
# The attractiveness of electrification pathways may depend on the impact on peak electric demand



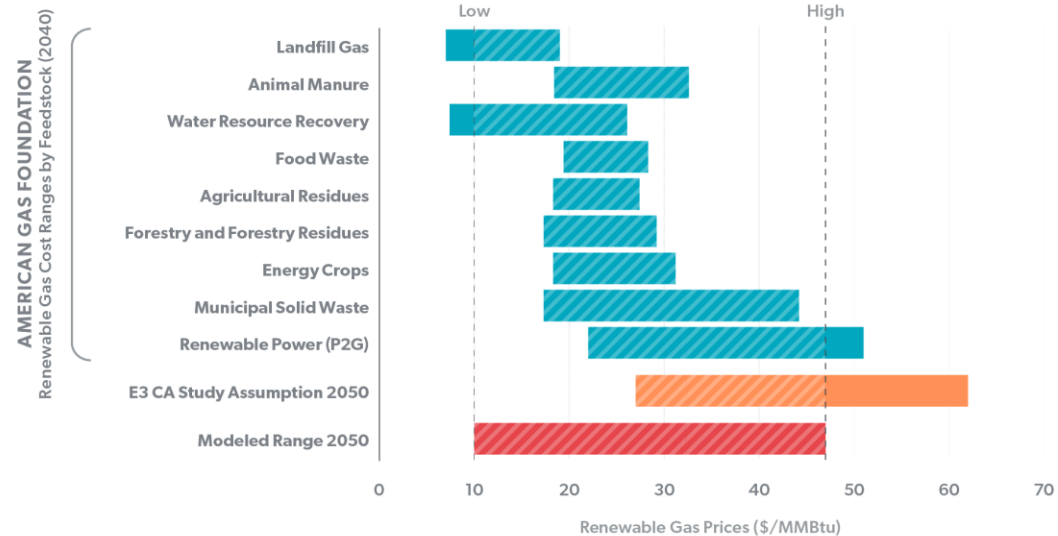
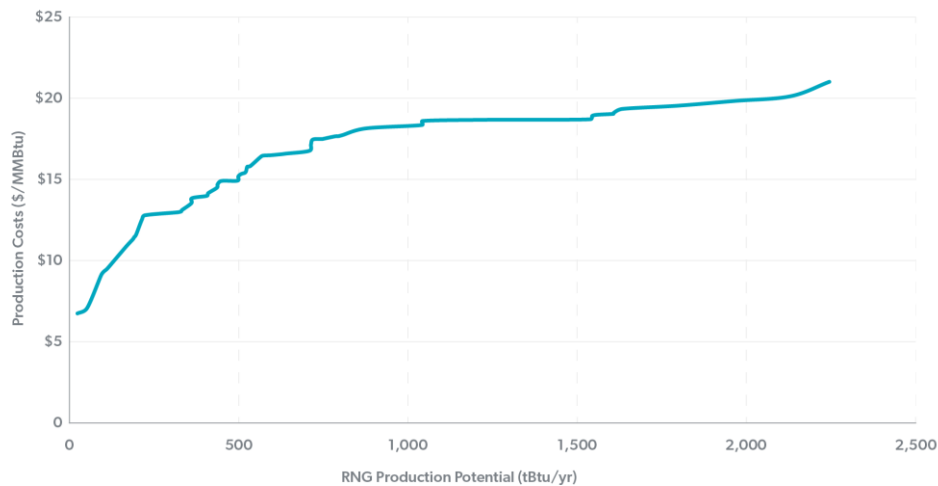
- Broad ASHP adoption could create a serious “peak issue” – unmitigated, it could materially increase electric rates (and increase the challenge of decarbonizing the electric system)



# Low cost supply of RNG are likely limited, meaning that P2X likely sets price of RNG at scale

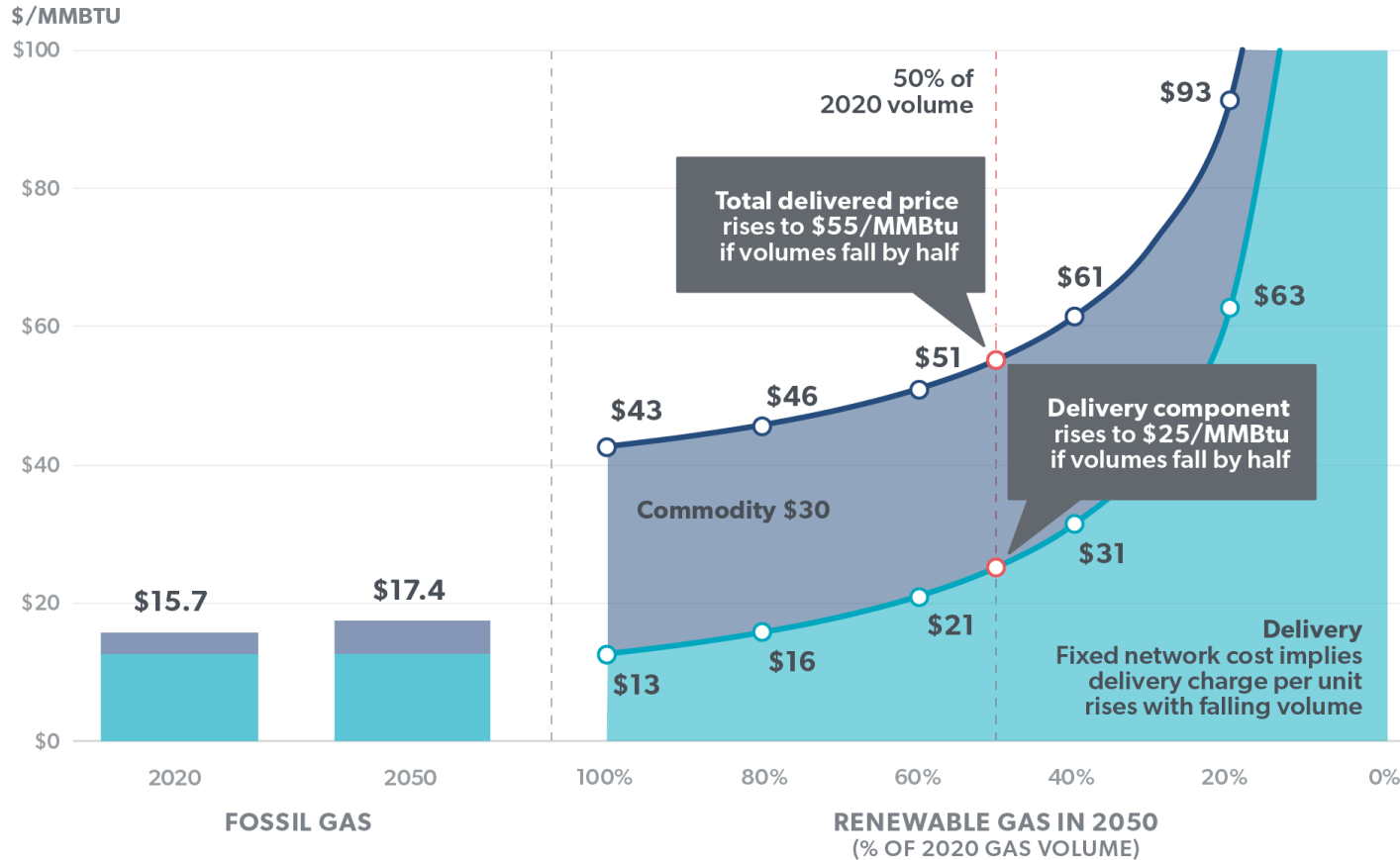


- Low-cost pathways (fuel from waste or crops) offer limited supply – small fraction of current gas use
- Implies P2G is the “marginal” price-setting RNG
- Large uncertainty about future P2G cost, but \$10-\$50/MMBtu possible.
  - ▶ At low end, “everything must go right”



American Gas Foundation, Renewable Sources of Natural Gas, Dec 2019 (High Resource Potential Scenario)

# RNG delivered cost is vulnerable to reduced volumes



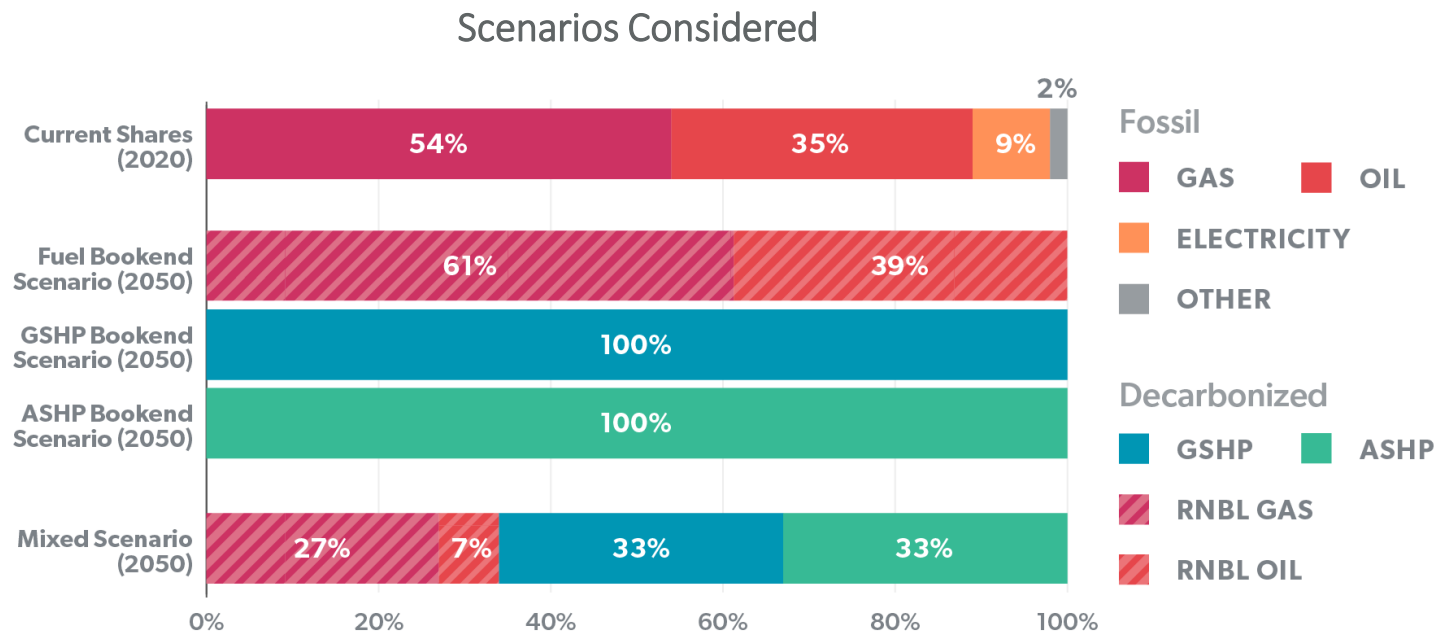
- Delivered RNG cost depends critically on overall volume; cost of delivery infrastructure is largely fixed
- A 50% volume reduction would essentially double the delivery cost (per MMBtu), further exacerbating higher RNG production cost
- Some volume reduction is likely: due to EE, partial electrification, and warmer winters

# Basic Results

THE **Brattle** GROUP



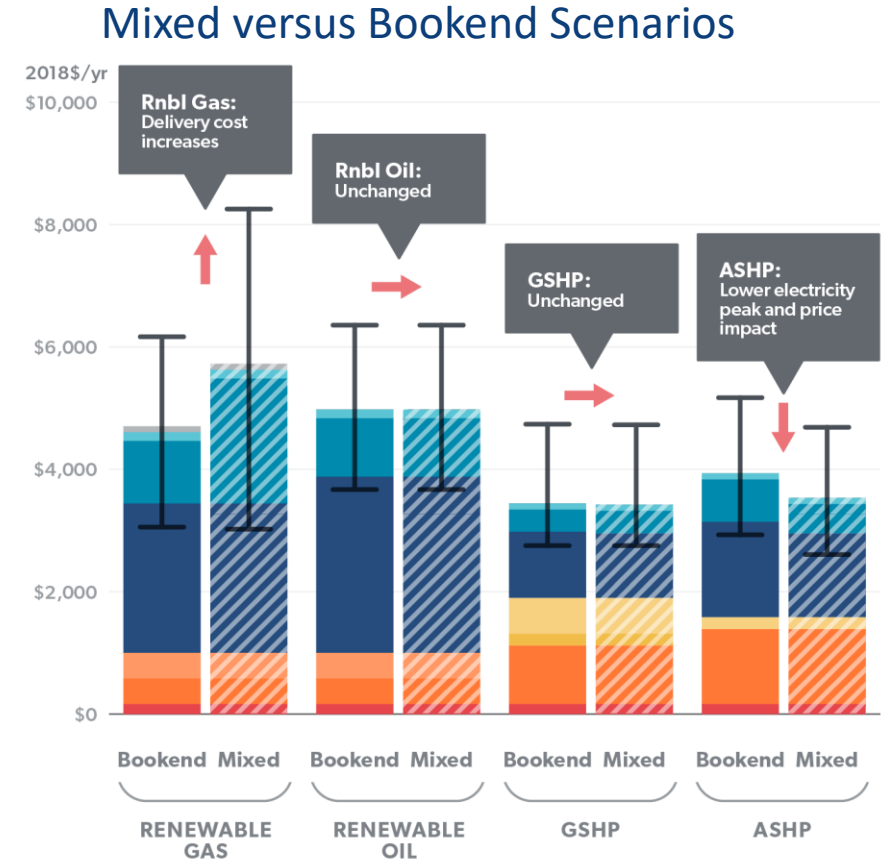
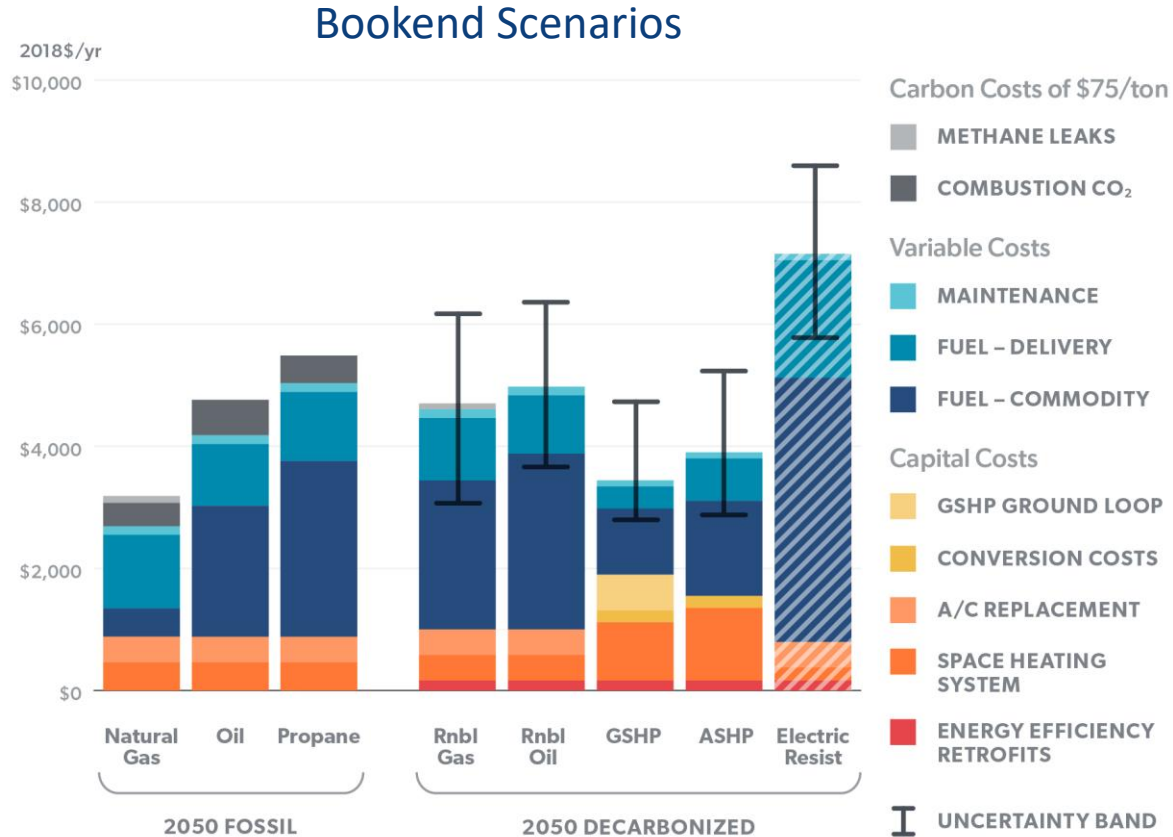
# Study compares annualized heating costs of heating decarbonization options, under several scenarios



- Developed both “bookend” and “mixed adoption” scenarios to understand indirect impact of widespread single technology adoption on
  - ▶ Price of electricity
  - ▶ Delivered cost of RNG
- Applied to “typical” existing singly family detached house
- Explored impact of larger buildings



# Conclusion: there is no one technology that is clearly cheaper or better than the others



- Cost is likely to increase for current natural gas customers; potentially similar for oil, propane customers.
- “Mixed” scenario makes RNG more costly (higher gas delivery cost) and ASHP less costly (lower electricity price)



# Besides quantitative issues, there are also a number of qualitative implementation barriers to consider

Approach	Challenge
GSHP (some ASHP)	High Initial Cost
GSHP	Installation Constraints
ASHP, GSHP	Market Maturity
GSHP (some ASHP), Energy Efficiency	Split Incentives
Renewable Gas	Methane Leakage
Renewable Gas	Indoor Air Quality
Renewable Gas	Effects of Gas Leaks (Safety)
Renewable Fuels	GHG Reductions
Deep Retrofits	Cost, Implementation, Disruption

- Each of the core solutions (EE, ASHPs, GSHPs, RNG) faces its own implementation challenges
- Given that there are no “blanket” winners based on “typical” cost, two important conclusions
  - ▶ The “best” solution is likely a function of specific context
  - ▶ Task of overall heating decarbonization means moving on several parallel paths, removing barriers, creating technology neutral insurance measures, and incentivizing the scaling of “all of the above”

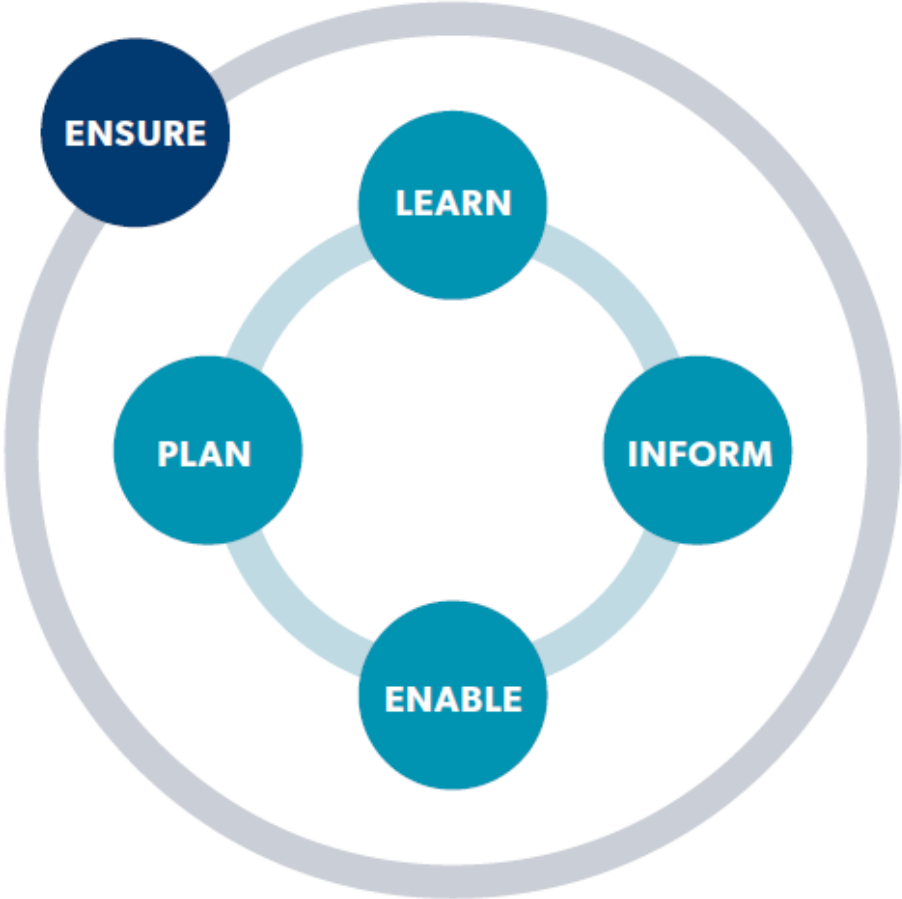
# The core conclusion that there is at present no clear “winner” leads to several general policy themes

Some of the policy themes that emerge from the combination of the fact that there is no clear winner and that investments in heating infrastructure are relatively infrequent and long-lived are:

- **Ensure progress:** Implement policies that guarantee emissions reductions independent of which technology is adopted
- **Take advantage of “natural” investment opportunities:** Focus incentives on “incidents” of intervention/investment: Equipment replacement, major home renovations, grid mod, gas system upgrades/replacements
- **Expand planning horizons and explore future proofing:** Include 2050 in planning to assess long-term viability of investments
- **Implement No Regrets policies, but also do enough to maintain options**
- **Plan for contingencies:** What if the gas volume drops below some threshold?
- **Learn and get ready:** Gather information and ramp up capabilities to deploy at larger scale

# A Policy Framework for the next decade includes five elements

<b>Ensure</b>	Increase efficiency and reduce carbon content of all fuels to zero over time – ensures progress no matter which technologies are used
<b>Learn</b>	Data collection, R&D, pilot projects to understand technologies, infrastructure, and customers
<b>Inform</b>	Educate stakeholders – customers, installers, policymakers – about pros and cons of options, system interactions, etc.
<b>Enable</b>	Facilitate deployment with incentives; target natural investment opportunities; align regulations, rules, and codes; expand workforce
<b>Plan</b>	Expand planning horizon; develop long-term, high-level contingency plans now (do not commit yet) and use to guide near-term policy



# Thank you

More information about the project as well as the full report and technical appendix are available at:

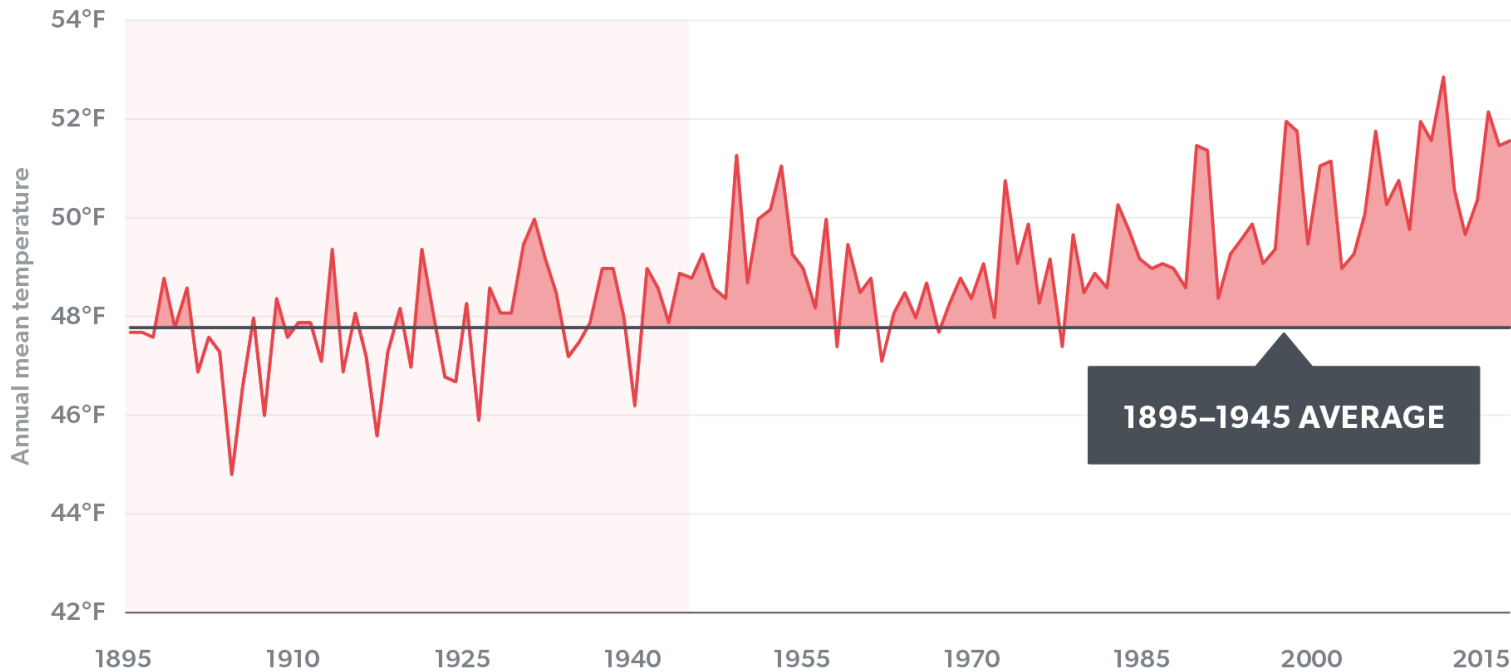
<https://www.brattle.com/reports/heating-sector-transformation-in-rhode-island>

<http://www.energy.ri.gov/HST/>

# Additional Information

# Even with rising temperatures, heating is still necessary, and peak heat needs may not decrease

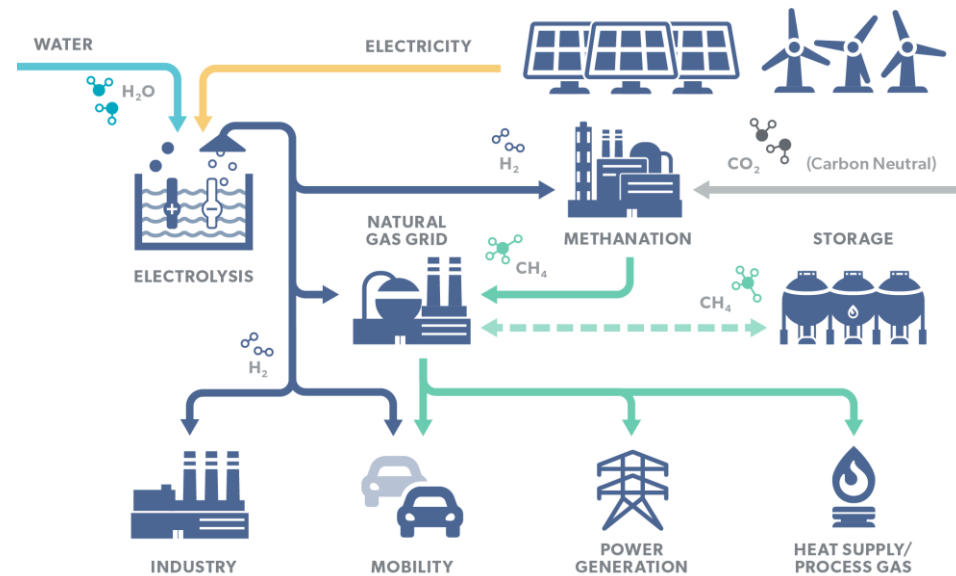
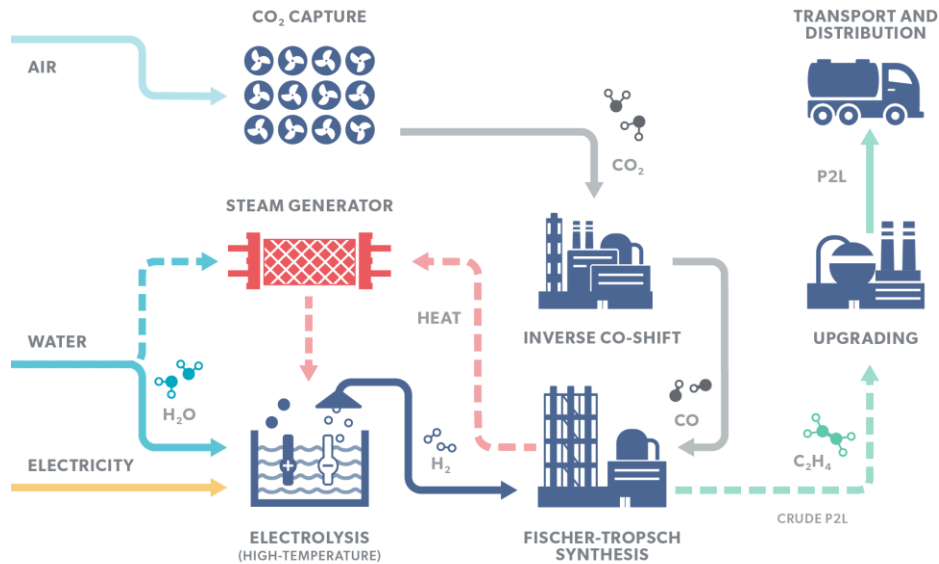
Annual Average Temperature in Rhode Island



- Mean annual temperatures in RI have already increased substantially and are expected to continue to increase
  - ▶ This is also true in winter (due to moderating effect of Atlantic Ocean)
- But extremes are also expected to increase, so peak heating conditions may stay the same or worsen
  - ▶ Polar Vortex!

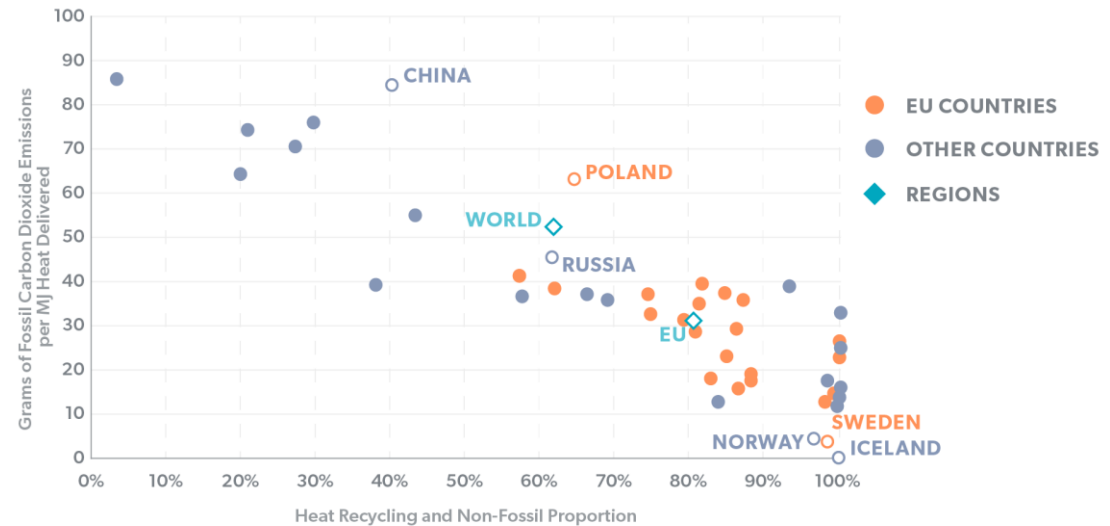
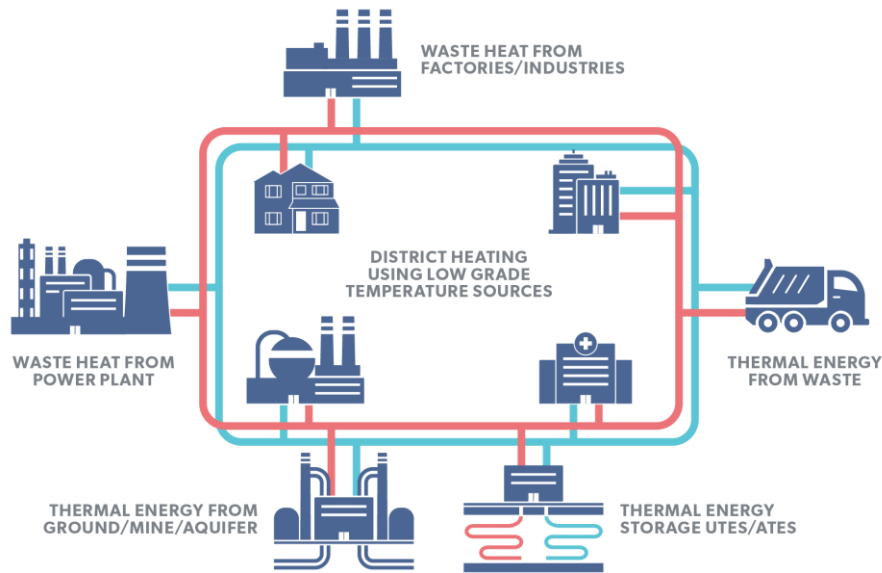


# P2X pathways will likely be required “at the margin” to develop drop-in substitute fuels



- Power2Gas and Power2Liquids pathways could provide (almost) fully decarbonized replacement fuels for natural gas and heating oil, at scale
  - ▶ More costly, relative to current fossil fuels (especially natural gas)
  - ▶ P2G still suffers from potential methane leak issues

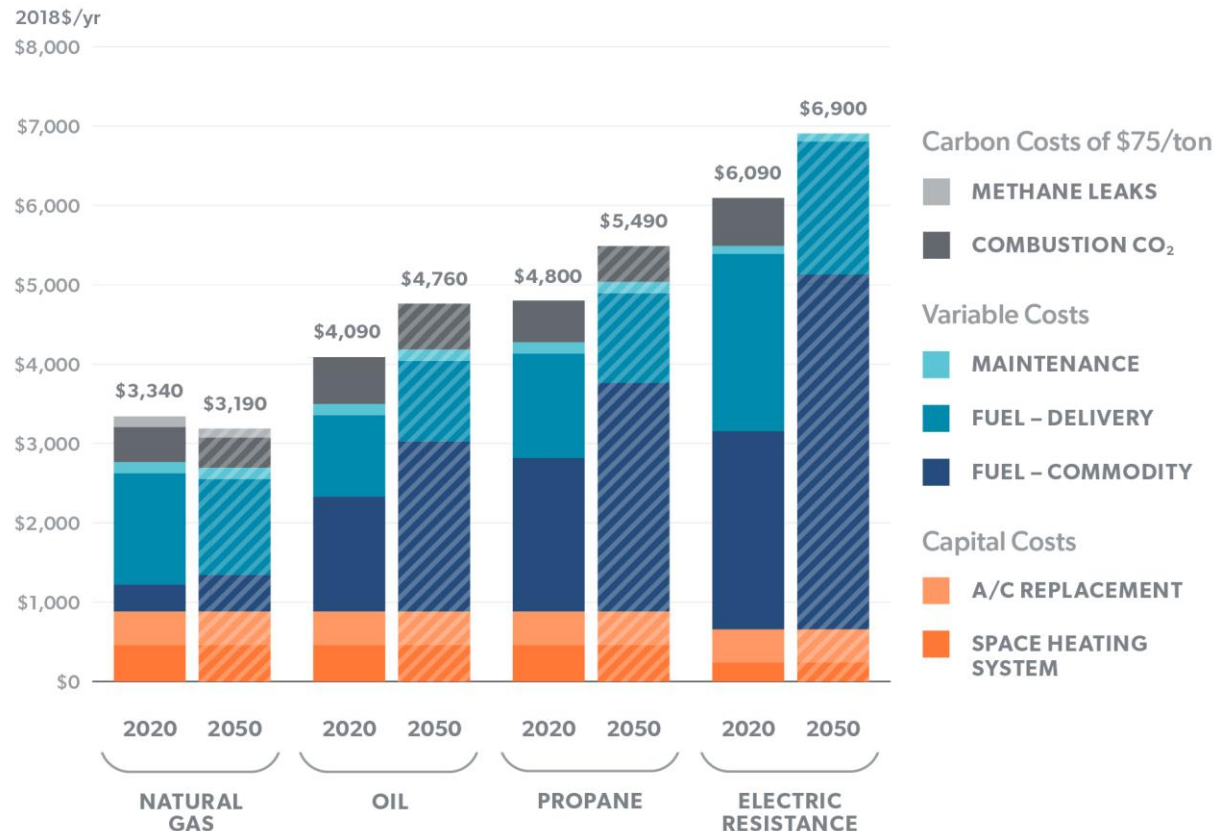
# District heating approaches could provide a centralized alternative to decarbonizing individual buildings



- Some Scandinavian countries have achieved very low carbon district heating systems
- GeoMicroDistricts may be one approach to lower (and spread) the cost of GSHPs, which also avoid peak-related issues of ASHPs
  - ▶ Use shared geothermal loops and load diversity to reduce costs of GSHP systems, relative to stand-alone systems for individual buildings

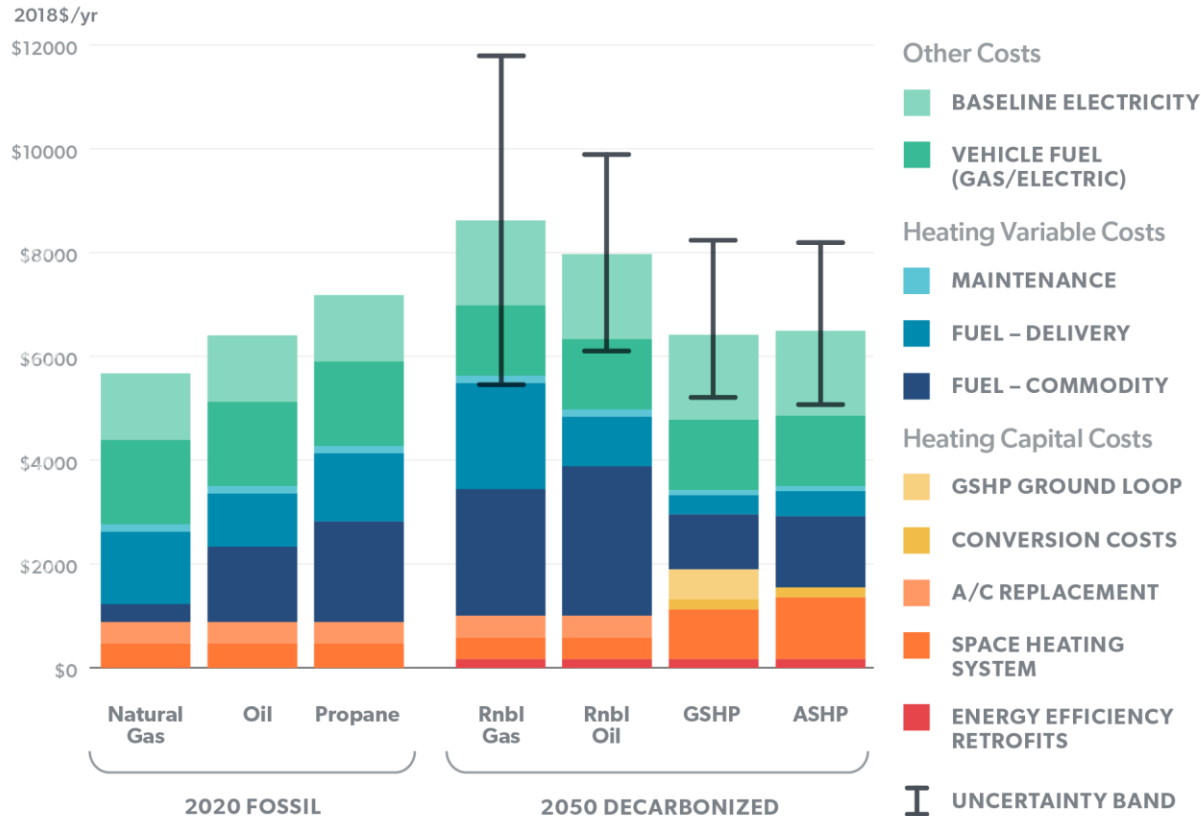
# Future annual heating costs (e.g., 2050) are relevant

## For fossil fuels, they may be modestly higher than now



- Fossil fuel costs are projected to increase modestly, making 2050 fossil heating costs somewhat higher than today (in real terms)
- But gas prices will likely stay low, and better furnace efficiency could offset natural gas price increases
- Building efficiency upgrades to reduce overall heat needs would further mitigate fuel price increases
- Warmer average winters would also mitigate, even if peak gets colder

# Overall impact of heating decarbonization could be mitigated (somewhat) by decarbonization impacts on energy “wallet”



- Baseline electricity and transportation energy costs are added to heating costs
- Widespread ASHP adoption (bookend case) would make baseline and EV electricity uses more expensive; mitigated in mixed scenario
- EV related savings mitigate cost increases somewhat
  - ▶ Impact not as strong as initially expected, after adjusting for gas tax equivalent in EV world
- Must recognize that this does not mean nobody will pay more
  - ▶ Particularly important to look at impact on low income populations

# Our Practices and Industries

## ENERGY & UTILITIES

Competition & Market  
Manipulation  
Distributed Energy  
Resources  
Electric Transmission  
Electricity Market Modeling  
& Resource Planning  
Electrification & Growth  
Opportunities  
Energy Litigation  
Energy Storage  
Environmental Policy, Planning  
and Compliance  
Finance and Ratemaking  
Gas/Electric Coordination  
Market Design  
Natural Gas & Petroleum  
Nuclear  
Renewable & Alternative  
Energy

## LITIGATION

Accounting  
Analysis of Market  
Manipulation  
Antitrust/Competition  
Bankruptcy & Restructuring  
Big Data & Document Analytics  
Commercial Damages  
Environmental Litigation  
& Regulation  
Intellectual Property  
International Arbitration  
International Trade  
Labor & Employment  
Mergers & Acquisitions  
Litigation  
Product Liability  
Securities & Finance  
Tax Controversy  
& Transfer Pricing  
Valuation  
White Collar Investigations  
& Litigation

## INDUSTRIES

Electric Power  
Financial Institutions  
Infrastructure  
Natural Gas & Petroleum  
Pharmaceuticals  
& Medical Devices  
Telecommunications,  
Internet, and Media  
Transportation  
Water



# Our Offices



**BOSTON**



**BRUSSELS**



**LONDON**



**MADRID**



**NEW YORK**



**ROME**



**SAN FRANCISCO**



**SYDNEY**



**TORONTO**



**WASHINGTON**