

Good Neighbor SIPs and PM2.5



SIPRAC
February 9, 2023
Kiernan Wholean

Rejection of Good Neighbor SIPs for the 2015 Ozone Standards

Good Neighbor SIP Rejections

- Good Neighbor SIPs were due October 1, 2018.
 - CAA 110(a)(2)(D)(i) prohibits significant contribution to nonattainment/maintenance of NAAQS in another state.
- Rejections Necessary for Implementation of Federal Plan.
 - Federal Implementation Plan proposal published April 6, 2022: [87 FR 20036](#).
 - EPA under Court Order to finalize FIP in March.
- Federal Register publication February.
- Information available at: [Final Disapproval of “Good Neighbor” State Implementation Plans Addressing Interstate Transport Obligations for the 2015 Ozone National Ambient Air Quality Standards | US EPA](#)

Table III.C-1: Largest Contribution by State to Downwind 8-Hour Ozone Nonattainment and Maintenance Receptors in 2023 (ppb).

Upwind State	Largest Contribution to a Downwind Nonattainment Receptor	Largest Contribution to a Downwind Maintenance-Only Receptor
Alabama	0.75	0.65
Arkansas	0.94	1.21
California	35.27	6.31
Illinois	13.89	19.09
Indiana	8.90	10.03
Kentucky	0.84	0.79
Louisiana	9.51	5.62
Maryland	1.13	1.28
Michigan	1.59	1.56
Minnesota	0.36	0.85
Mississippi	1.32	0.91
Missouri	1.87	1.39
Nevada	1.11	1.13
New Jersey	8.38	5.79
New York	16.10	11.29
Ohio	2.05	1.98
Oklahoma	0.79	1.01
Texas	1.03	4.74
Utah	1.29	0.98
West Virginia	1.37	1.49
Wisconsin	0.21	2.86

PM2.5 National Ambient Air Quality Standards

Proposed Revisions to PM2.5 NAAQS

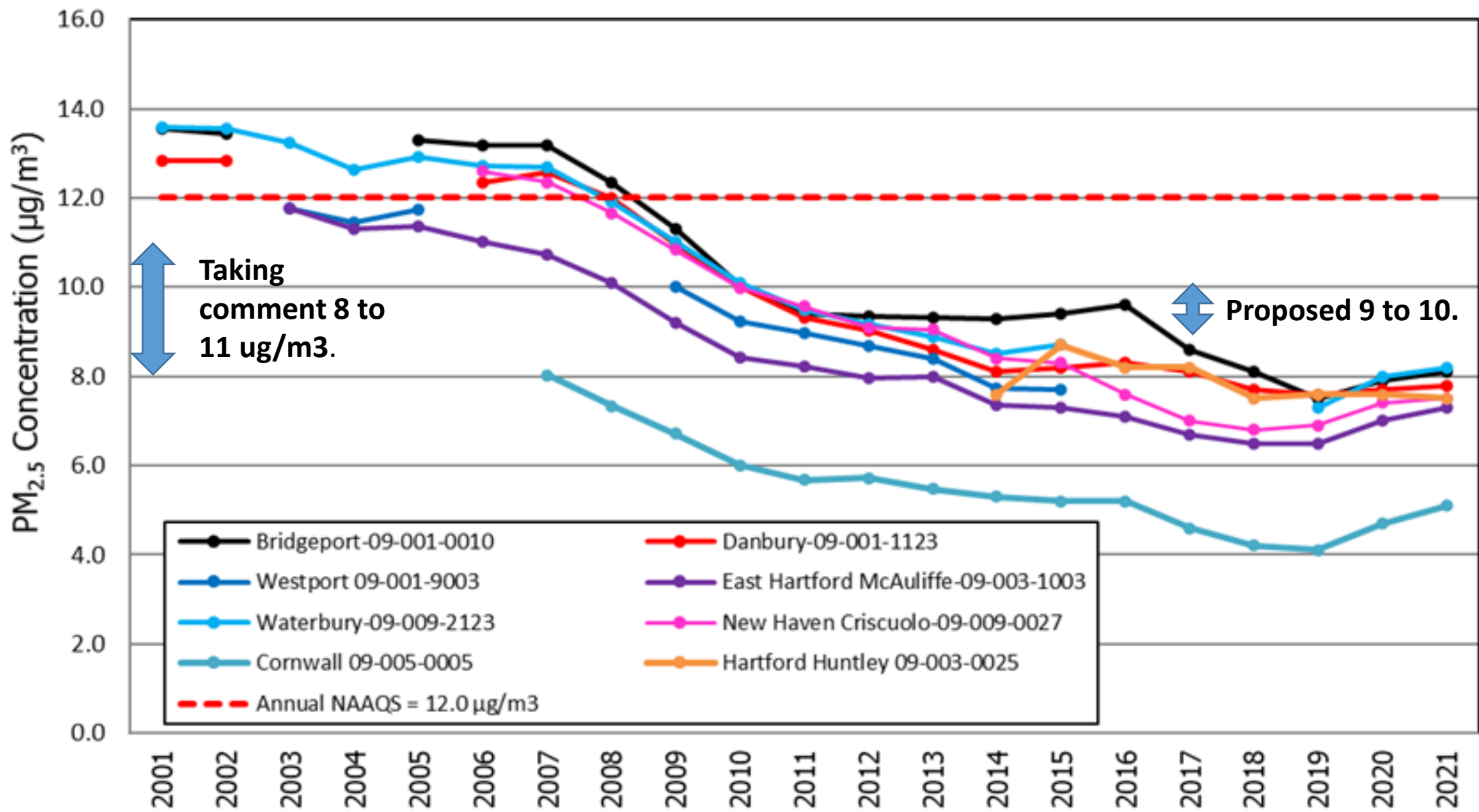
- Published in the Federal Register on January 27, 2023: [88 FR 5558](#).
- Hearing announced for February 21, 22, (if needed 23): [88 FR 6215](#).
- Comment period closes on March 28, 2023.
- [National Ambient Air Quality Standards \(NAAQS\) for PM | US EPA](#)
- [Proposed Decision for the Reconsideration of the National Ambient Air Quality Standards for Particulate Matter \(PM\) | US EPA](#)

Summary of Current Standards and Proposed Revisions

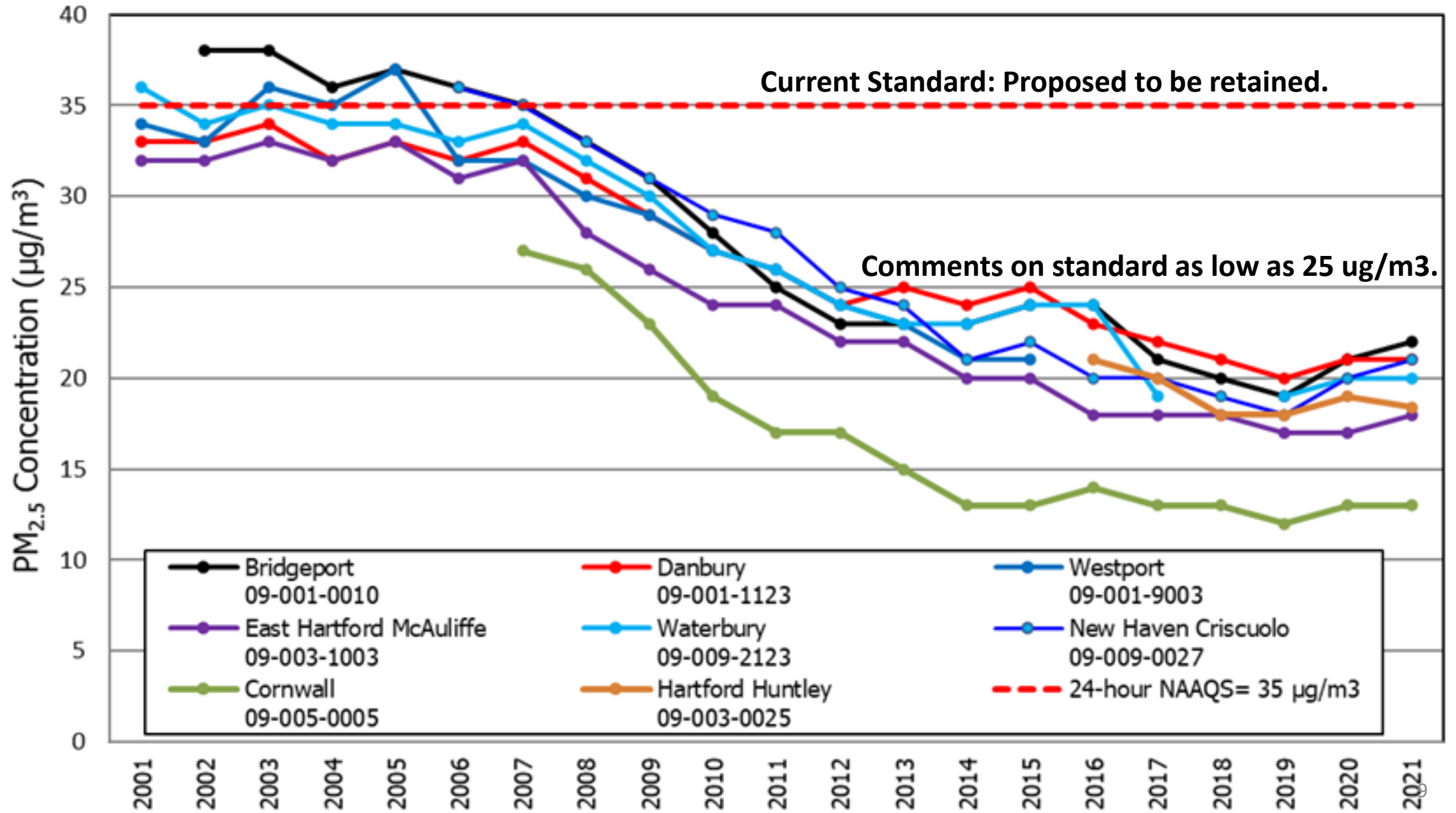
Current Standards – Last Revised in the 2012 Review*					Decisions in 2012 Review	Decisions in 2020 Review	Proposed Decisions in 2022 Reconsideration
Indicator	Averaging Time	Primary/Secondary	Level	Form			
PM _{2.5}	Annual	Primary	12.0 µg/m ³	Annual arithmetic mean, averaged over 3 years	Revised level from 15 to 12 µg/m ³ **	Retained	Revise level to 9-10 µg/m³ (Comment on 8-11 µg/m ³)
		Secondary	15.0 µg/m ³		Retained**	Retained	Retain
	24-hour	Primary and Secondary	35 µg/m ³	98th percentile, averaged over 3 years	Retained	Retained	Retain (Comment on revising as low as 25 µg/m ³)
PM ₁₀	24-hour	Primary and Secondary	150 µg/m ³	Not to be exceeded more than once per year on average over a 3-year period	Retained	Retained	Retain

* Prior to 2012, PM NAAQS were reviewed and revised several times – established in 1971 (total suspended particulate – TSP) and revised in 1987 (set PM₁₀), 1997 (set PM_{2.5}), 2006 (revised PM_{2.5}, PM₁₀)

Connecticut PM_{2.5} Annual Design Value Trends

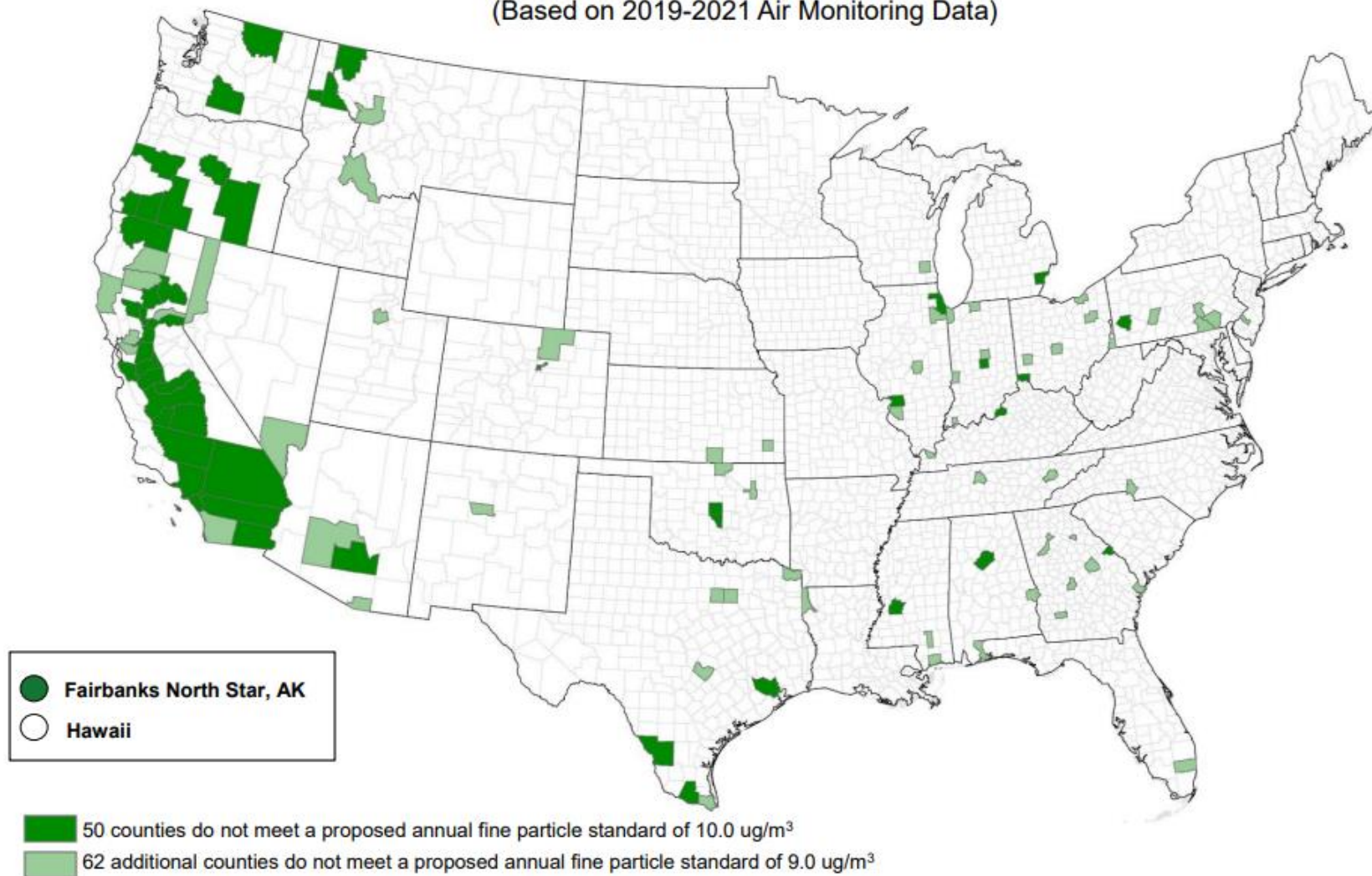


Connecticut PM_{2.5} 24-Hr Design Value Trends



Current Air Monitoring Data Show Some Counties Would Not Meet Proposed Primary Fine Particle Standards

(Based on 2019-2021 Air Monitoring Data)



Note: Map reflects monitored counties with complete monitoring data. See accompanying table for more detail. Future area designations (attainment/nonattainment) will not be based on these data, but likely on monitoring data collected between 2021 and 2024. Of the 112 counties with 2019-2021 design values above 9 ug/m³, 24 counties are totally or partially contained in nonattainment areas for the current PM_{2.5} standards.

This information is provided for illustrative purposes only and is not intended to project or predict the outcome of any forthcoming designations process.

Proposed Revision to Monitor Placement

Proposal to modify the PM_{2.5} network design criteria to require monitoring in at-risk communities where there are anticipated effects from sources in the area contributing to poor air quality.

Proposal does not require increase in number of monitors.

Proposed Revisions to AQI for PM_{2.5}

AQI Value	Current [$\mu\text{g}/\text{m}^3$]	Proposed Revisions [$\mu\text{g}/\text{m}^3$]
0, Good	0	0
50, Moderate	12	Annual Standard (e.g., 9-10)
100, USG	35	Daily Standard
150, Unhealthy	55	Change with Daily Standard
200, Very Unhealthy	150	125
300, Hazardous	250	225
500, Hazardous*	500	325

*The 500 breakpoint is used in conjunction with the 300 breakpoint to calculate AQI values within the hazardous category. The proposed approach does not use the 500 breakpoint to determine other breakpoints values.

PM2.5 Maintenance Plan

PM2.5 Limited Maintenance Plan

- Second of two 10 year Maintenance Plans for New Haven and Fairfield Counties.
- [Public Notice](#): Issued January 11, 2023.
- Hearing (if requested): February 22, 2023.
- Comments due: February 22, 2023.
- For further information:
<https://portal.ct.gov/DEEP/Air/Planning/Particulate-Matter/PM25-Planning-Efforts-Attainment-Designations>