



CHEAPR BOARD MEETING

Bureau of Air Management
June 6, 2024

BOARD AGENDA

- 3:00 PM Welcome/Introductions Emma Cimino, Deputy Commissioner EQ Branch
Approval of March 14, 2024, CHEAPR Board Meeting Minutes

- 3:15 PM CHEAPR Program Update
Program Metrics
Budget Update

- 4:00 PM Board Discussion

- 4:15 PM Public Comments
Adjourn

ROLL CALL / PREVIOUS MINUTES

Quorum

Approval of the March 14, 2024, Minutes

Current Board Members	
Current Appointing Authority	Board Member
DEEP Commissioner or designee	DEEP Commissioner Designee Emma Cimino
DCP Commissioner or designee	DCP Commissioner Bryan Cafferelli
Green Bank President or designee	Sara Harari
PURA chairperson or designee	Julia Dumaine
Senate Pro Tempore: Sen. Looney	Paul Wessel
House Minority Leader: Rep. Candelora	Jody Ellant
Senate Minority Leader: Sen. Kelly	Hoffman Automotive Bradley Hoffman
House chairperson of the joint standing committee of the General Assembly	Kate Rozen

* These Authorities have not made an appointment: House Speaker Ritter, House Majority Leader Rep. Rojas, Sen. Maj Leader Sen. Duff, Sen. Chairperson of Transportation, Sen Ranking Member of Transportation, House Ranking Member of Transportation

CHANGES AFFECTING CHEAPR (PUBLIC ACT 24-81)

NEW Increase of Rebate+ Incentive Amount [Section 54, from passage]

The rebate or voucher amount for residents of environmental justice communities increases from up to 100% more than a standard rebate to at least 200% greater than the standard amount.

NEW RGGI Funds [Section 55, from passage]

Allows the Commissioner to utilize RGGI funding for CHEAPR and or other EJ initiatives.

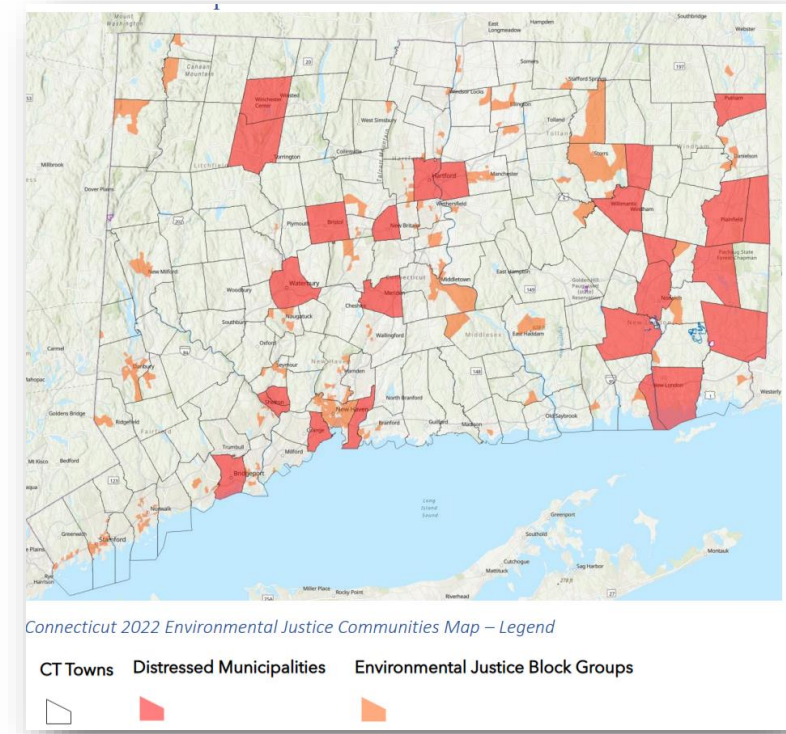
NEW Increased Grace Period for Distressed Municipalities

[Section 56, effective Oct 1]

Extends the distressed municipality grace period from 5 years to 10 years for municipalities with a population above 100,000.

Would affect the following municipalities:

Connecticut Department of Energy & Environmental Protection
Hartford, Waterbury, Stamford, New Haven, Bridgeport.



CHEAPR OPERATING BUDGET



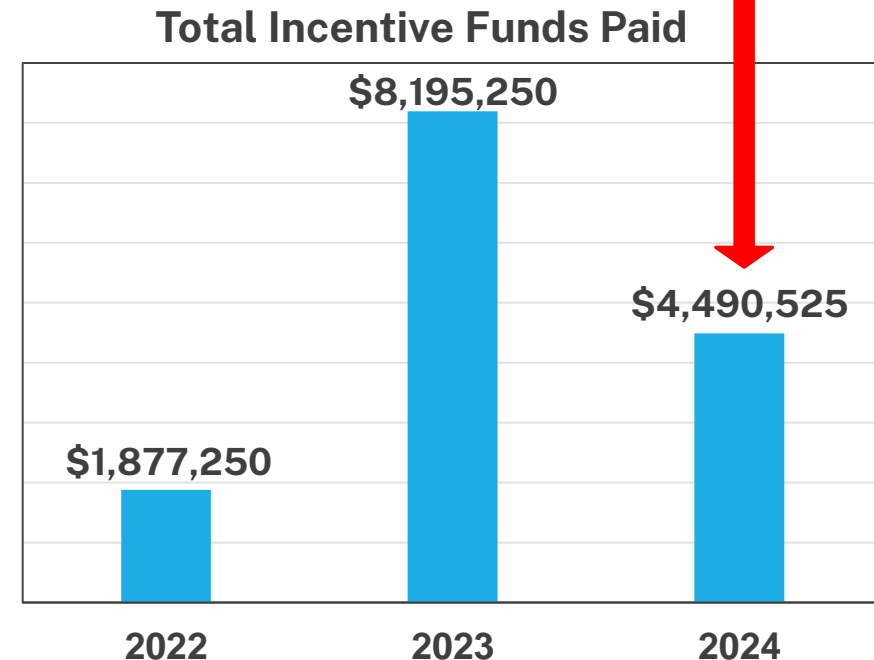
Budget Summary

January 1, 2024, through May 15, 2024

	Rebate Funds
Incentive Payments Year-to-Date	\$4,490,525
Incentive Pipeline of Active Applications	\$706,175
Total Funds Utilized	\$5,196,700
Remaining 2024 Funding*	\$614,720

*CSE on-hand available funding

Number of Rebates			
Incentive	2022	2023	1/1 - 5/15/2024
Standard	1,155	3,660	1,911
Rebate+	20	253	136
Total	1,175	3,878	2,127



CHEAPR 2024 CY REVENUE AND EXPENDITURES

Revenue Sources (actual & projected) Expenditure Areas

2023 "Carryover": \$4.5M

DMV Funding: ~\$7.2M

RGGI: ~\$8.9M

Total Program Revenue ~ \$20.6M

CHEAPR EV Incentives: ~\$12.8M

- Rebate+ enhanced: \$2.7 based on 400 projected applications under PA 24-81

CHEAPR E-bike Incentives: \$750K

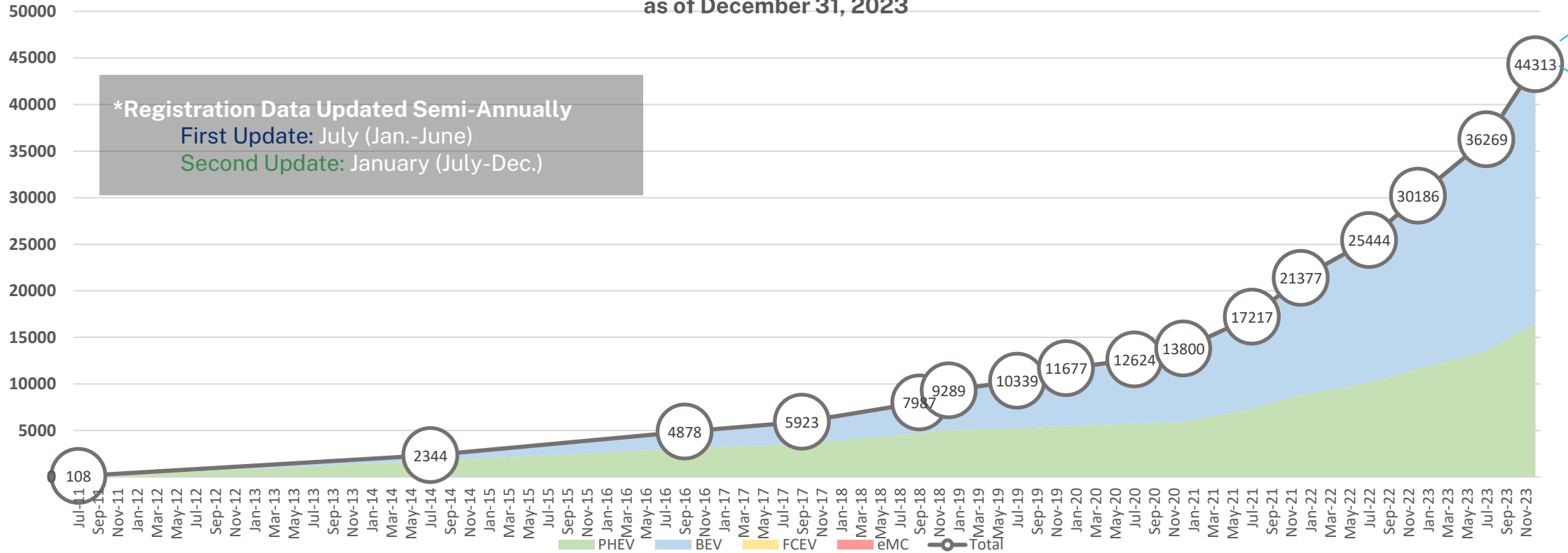
CHEAPR Fleets: \$2M

CSE Admin and DEEP Staffing: \$1.4M

Total Projected Expenses: ~\$19.65M

CT EV REGISTRATIONS*

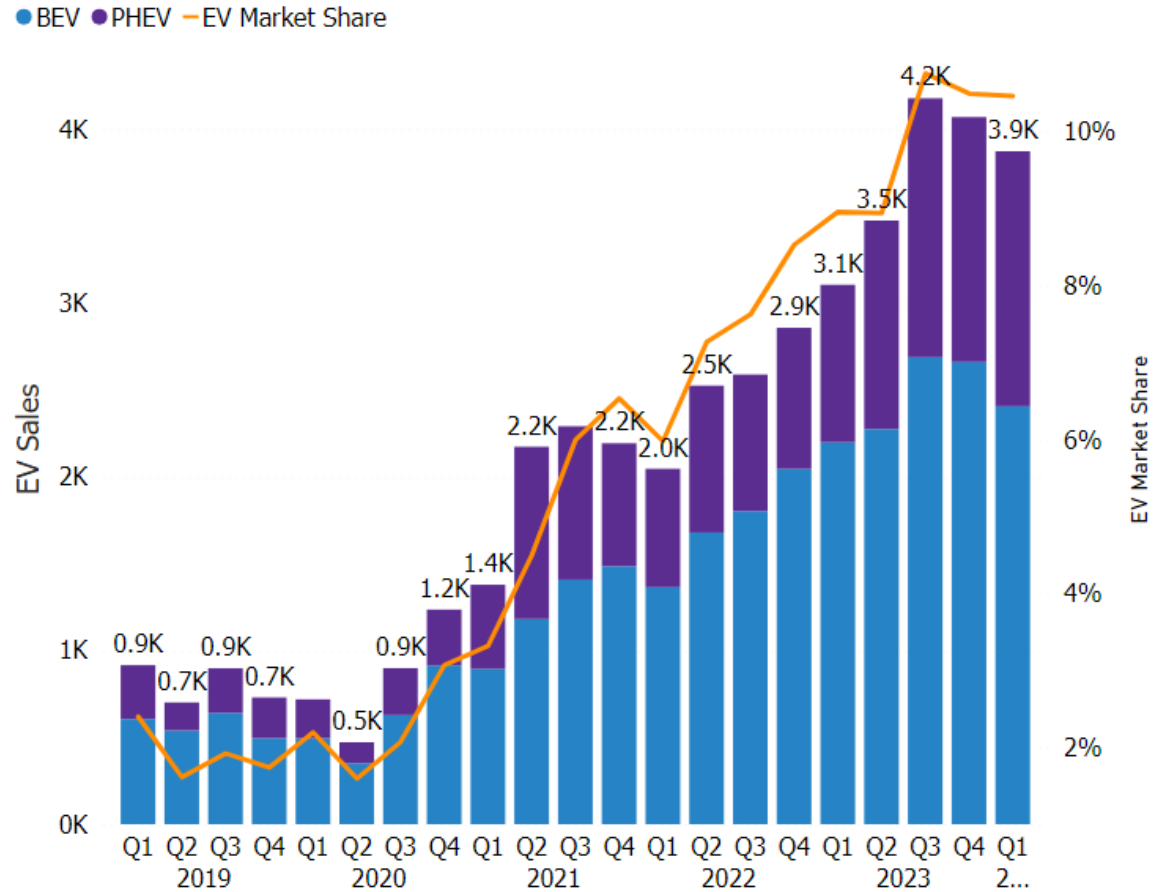
Total Active EV Registrations in Connecticut as of December 31, 2023



EVs Registered in CT on:																
EV Type	7/1/2011	7/1/2014	9/14/2016	9/1/2017	9/24/2018	12/31/2018	7/1/2019	12/31/2019	7/1/2020	12/31/2020	7/1/2021	12/31/2021	7/1/2022	12/31/2022	7/1/2023	12/31/2023
PHEV	76	1723	3066	3549	4705	5063	5220	5480	5722	5893	7321	8827	10126	11615	13510	16517
BEV	32	621	1811	2371	3280	4208	5099	6172	6874	7880	9861	12513	15268	18509	22695	27709
FCEV	0	0	1	3	2	2	2	3	3	3	3	3	6	5	3	3
eMC	ND	ND	ND	ND	ND	16	18	22	25	24	32	34	44	57	61	84
Grand Total	108	2344	4878	5923	7987	9289	10339	11677	12624	13800	17217	21377	25444	30186	36269	44313

EV DATA - CONNECTICUT

EV Sales and EV Market Share by Year, Quarter and Technology



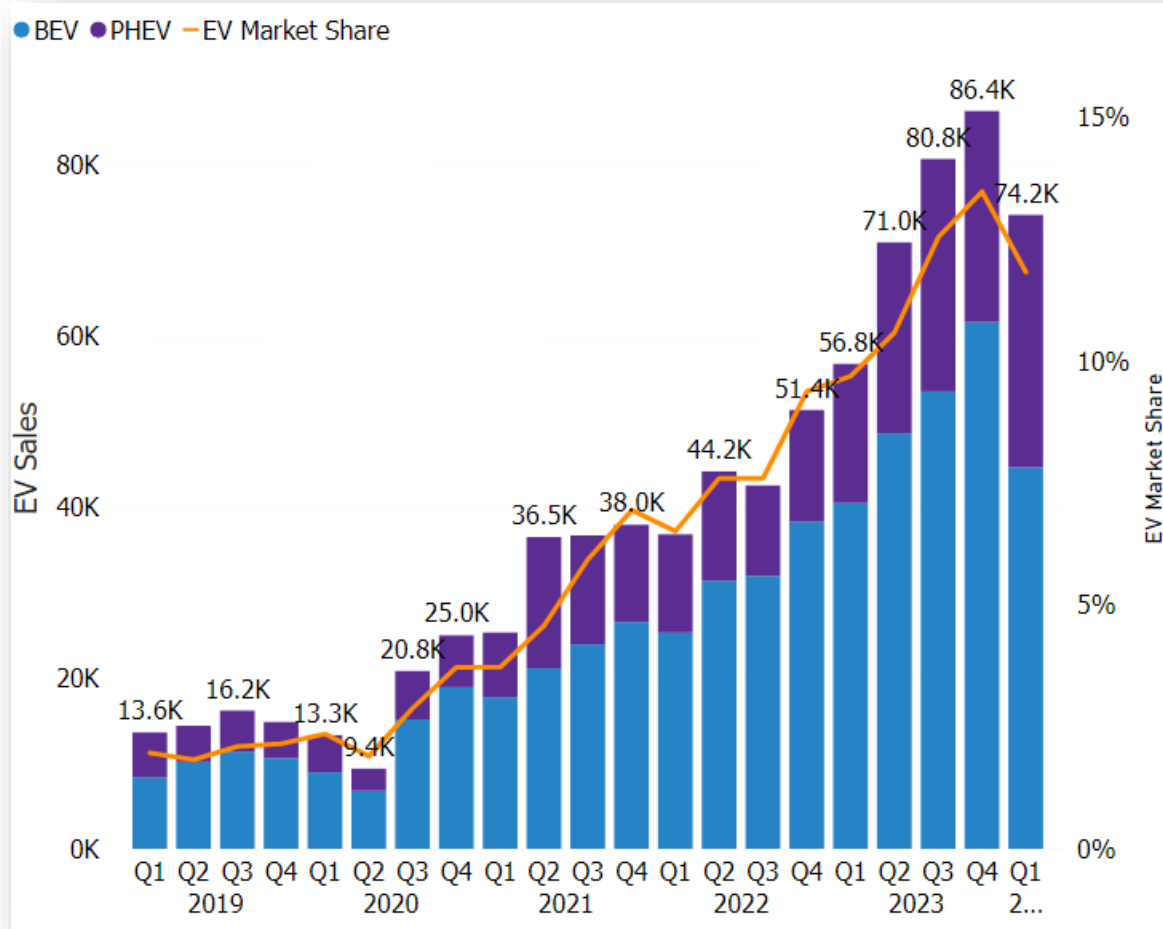
Source: Atlas Public Policy EV Hub Market Dashboard

CT EV Vehicle Summary for 2024 Q1 – Top 5

Image	Vehicle Name	Technology	Vehicle Subtype	GVWR Class	Estimated Price	Fuel Economy (MPGe)	Registrations
	TOYOTA RAV4	PHEV	SUV/MPV	1	\$43,338	65.0	247
	TESLA MODEL 3	BEV	Car	1	\$48,073	127.0	233
	TOYOTA PRIUS PRIME	PHEV	Car	1	\$34,600	84.0	108
	CHEVROLET BOLT	BEV	Car	1	\$27,150	117.5	76
	HYUNDAI IONIQ 5	BEV	SUV/MPV	1	\$41,650	107.7	70

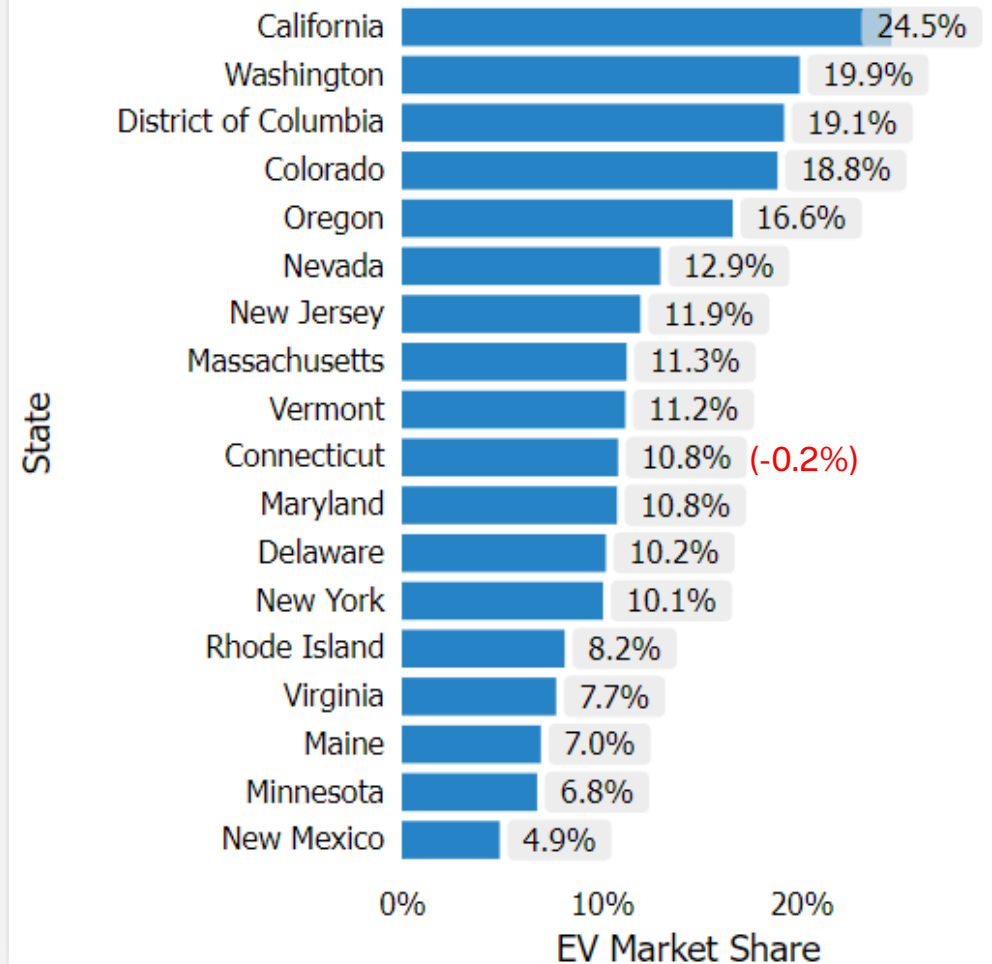
EV DATA – 177 STATES

EV Sales and EV Market Share by Year, Quarter and Technology



Selected Section 177 States Include: CT, CO, MA, MD, ME, NJ, NY, OR, RI, VT
 Source: Atlas Public Policy EV Hub Market Dashboard

EV Market Share by State (Q1 - 2024)



CHEAPR STATS OVERVIEW (2015 to Present)



CHEAPR has issued over **\$27 million** for the purchase or lease of over **14,800 EVs...** since **2015!**

33% Utilization Rate

Program Summary

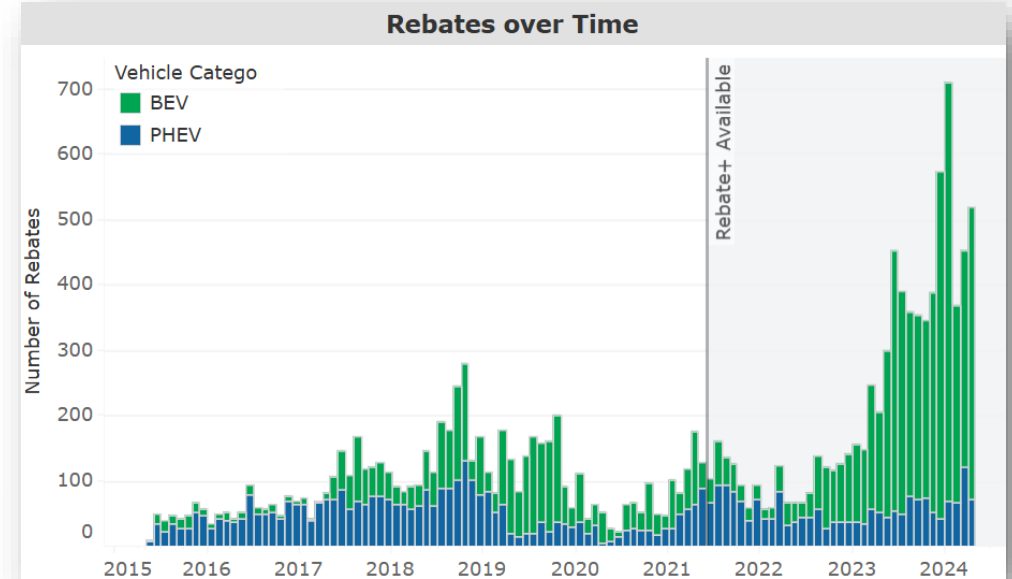
Program Summary

Select a vehicle category to filter visuals	Total Amount		Rebates		Percent	
	New	Used	New	Used	New	Used
PHEV	\$6,313,750	\$4,500	5,629	4	37.9%	5.9%
BEV	\$21,189,750	\$192,000	9,216	64	62.1%	94.1%
Total	\$27,503,500	\$196,500	14,845	68	100.0%	100.0%

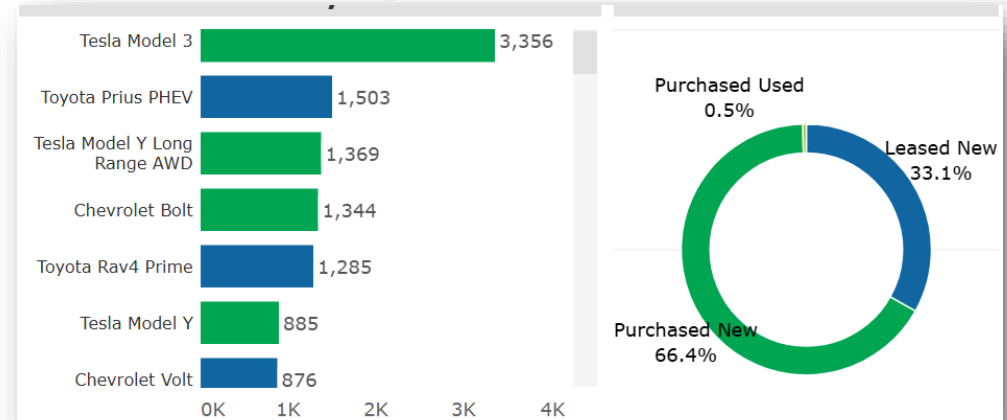
New EVs	14,845
Used EVs	68
Standard Rebate	14,489
Rebate+ New	356
Rebate+ Used	68

Data last updated: 5/3/2024 (most recent months partial)

Rebates Over Time



Top Models



CHEAPR STATS (2024: JAN 1 – APR 30)

Available on CHEAPR Stats Page



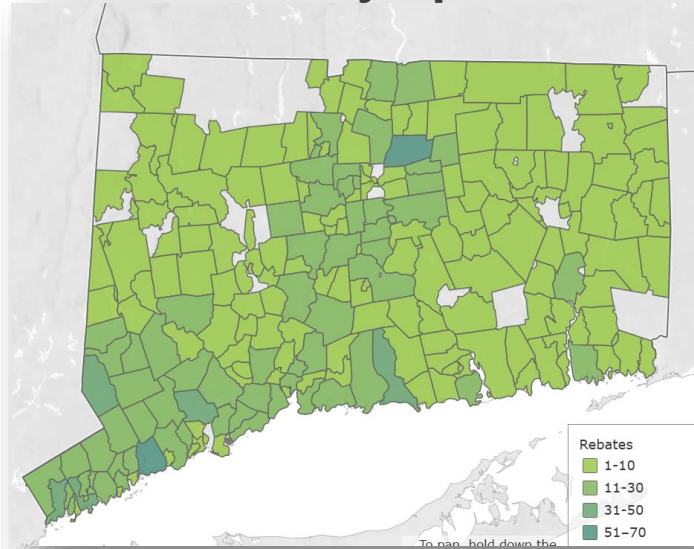
Program Summary

Select a vehicle category to filter visuals	Total Amount		Rebates		Percent		New EVs	Used EVs
	New	Used	New	Used	New	Used		
PHEV	\$256,500	\$1,125	328	1	16.3%	3.3%	2,017	30
BEV	\$4,000,500	\$87,000	1,689	29	83.7%	96.7%	1,911	106
Total	\$4,257,000	\$88,125	2,017	30	100.0%	100.0%	30	

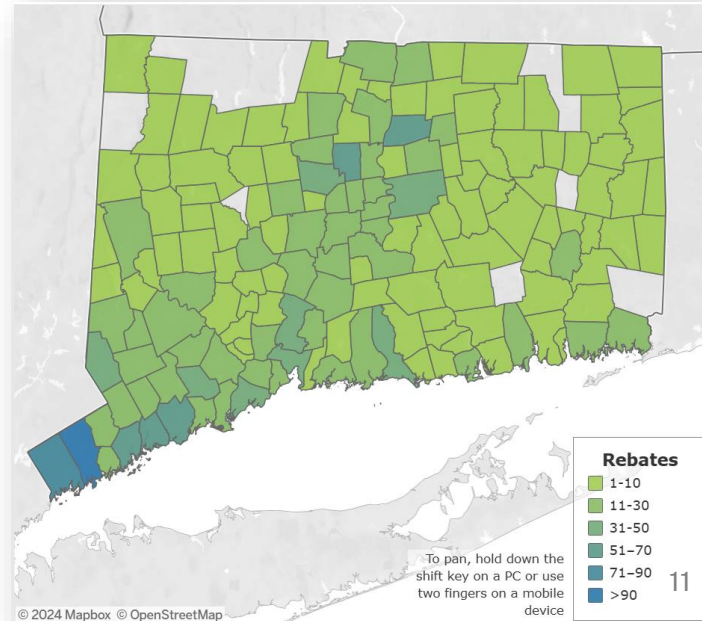
Rebates over Time



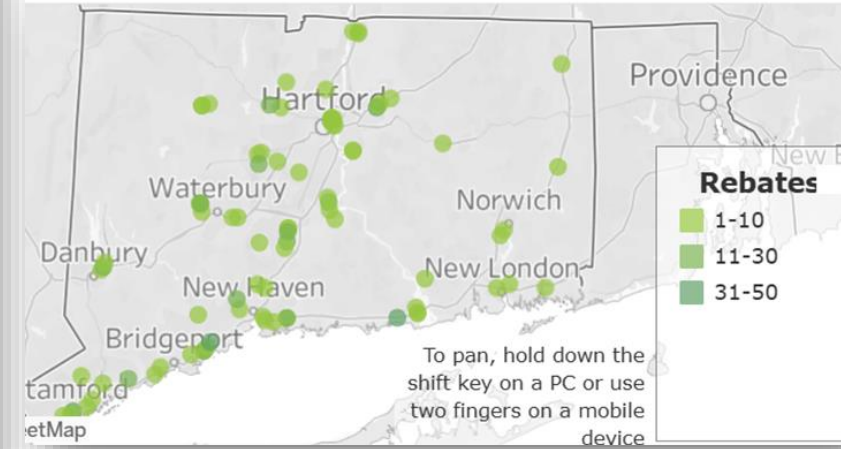
Rebates by Zip



Rebates by City



Rebated Dealerships by Location



Top Rebated Dealerships

Top 20 Rebate CT Dealerships

Toyota of Stamford	50
Lynch Toyota	40
Westbrook Toyota	39
Colonial Motors Inc	36
Premier KIA	23
Blasius KIA	22
Danbury Hyundai	21
A-1 Toyota	18
New Country Toyota of Westport	18
Key Hyundai Of Manchester	17
Toyota of Wallingford	17
Middletown Toyota	15
Hoffman Toyota	14
Crowley Buick Oldsmobile LLC	12
New Country Motors Inc	12
Executive Kia	11
Executive Volkswagen of North Haven	10
Shaker Family Hyundai	9
Euro Performance Cars Inc	8
Ingersoll Auto of Danbury	8

What about Tesla?

Tesla's dealership address is standardized as Palo Alto, CA and therefore is not included in the map above nor in the 'Top 20 Rebated CT Dealerships' list to the left. Tesla dealerships account for:

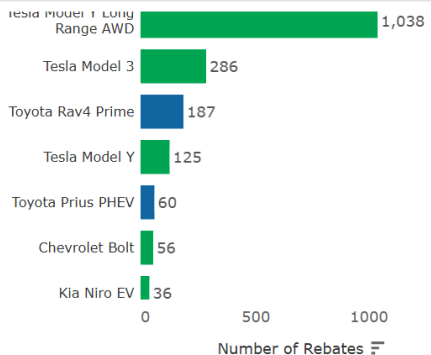
Tesla Rebates: 411

2024 Overview

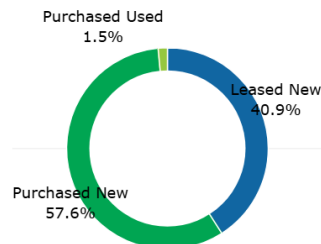
EVs by Category

Most Popular EVs

Rebates by Model



Purchased v. Leased



ELIGIBLE USED VEHICLE LIST

List of eligible used EVs has been updated!

Eligibility criteria

- Must be used (pre-owned)
- ≤ \$50K MSRP when new
- Current year + 3 previous Mys
- Only available to Rebate+ qualifying individuals

So far identified

- 21 eligible OEMs
- 127 eligible Model/Trims

Battery Electric Vehicles (BEVs)

Manufacturer	Model	Trim	Model Year	CHEAPR Rebate+ Used Incentive ¹
Audi	Q4 e-Tron	Premium	2023-2024	\$3,000
BMW	i3	35	2021	\$3,000
Chevrolet	Bolt EV	LT	2022-2023	\$1,000
		LT	2021	
Chevrolet	Bolt EUV	LT	2022-2023	\$3,000
		Premier	2021	
Fisker	Fisker Lightning	Pro	2022-2023	\$3,000
		CA Route 1 AWD	2021-2023	
Ford	Mustang Mach-E	Premium AWD	2021-2023	\$3,000
		Select AWD	2021-2023	
Ford	Mustang Mach-E	Select RWD	2021-2023	\$3,000
		SE	2024	
Hyundai	Ioniq 5	SE Dual Motor AWD	2022-2024	\$3,000
		SE RWD	2023	
Hyundai	Ioniq 6	SE RWD Standard Range	2022-2024	\$3,000
		SE RWD	2023	
Hyundai	Ioniq Electric	SE	2021-2024	\$3,000
		SE Dual Motor AWD	2023-2024	
Kia	EV6	SE	2022-2023	\$3,000
		SE Premium	2022-2023	
Kia	Niro EV	SE	2021-2024	\$3,000
		SE Premium	2021-2024	
Mazda	MX-30	SE	2021-2022	\$3,000
		SE Premium	2021-2022	
Mini	Cooper SE Hardtop Electric	SE	2021-2023	\$3,000
		SE Premium	2021-2023	
Nissan	Leaf	SE	2021-2023	\$3,000
		SE Plus	2021-2023	
Polestar	2	Premium	2021-2024	\$3,000
		AWD Long Range	2023-2024	
Subaru	Model 3	RWD Standard Range	2021-2024	\$3,000
		RWD Standard Range Plus	2021-2024	
Tesla	Model Y	AWD Long Range	2021-2024	\$3,000
		RWD Standard Range	2021-2024	
Toyota	bZ4x	AWD	2023-2024	\$3,000
		SE	2023-2024	
Volkswagen	ID.4	SE	2021-2024	\$3,000
		SE Premium	2021-2024	

Plug-In Hybrid Electric Vehicles (PHEVs)

Manufacturer	Model	Trim	Model Year	CHEAPR Rebate+ Used Incentive ¹
Alfa Romeo	Tonale	Sprint	2024	\$1,125
		Ti	2024	
BMW	330e	330e xDrive	2021-2024	\$1,125
		i3	2021	
Chrysler	Pacifica PHEV	Touring	2021	\$1,125
		Touring L	2021	
Dodge	Hornet	R/T	2024	\$1,125
		R/T Plus	2024	
Ford	Escape Plug-In Hybrid	SE	2021-2022	\$1,125
		SEL	2021-2022	
Honda	Clarity PHEV	SE	2021	\$1,125
		SE	2021-2022	
Hyundai	Santa Fe PHEV	Limited	2022-2023	\$1,125
		SEL Convenience	2022-2023	
Hyundai	Tucson PHEV	Limited	2022-2024	\$1,125
		SEL	2021-2024	
Kia	Niro Plug-In Hybrid	EX	2021, 2022, 2024	\$1,125
		EX Premium	2021-2022	
Kia	Sorento	LXS	2021-2022	\$1,125
		SX Touring	2024	
Mini	Cooper SE Countryman ALL4	SX	2022	\$1,125
		SX Prestige	2022-2024	
Mitsubishi	Outlander PHEV	X-Line	2023-2024	\$1,125
		X-Line Prestige	2023-2024	
Subaru	Crosstrek PHEV	40th Anniversary	2023	\$1,125
		LE	2021-2022	
Toyota	Prius Prime	Limited	2021-2022	\$1,125
		Premium	2023	
Toyota	Rav 4 Prime	SE	2023-2024	\$1,125
		XLE	2021-2022	



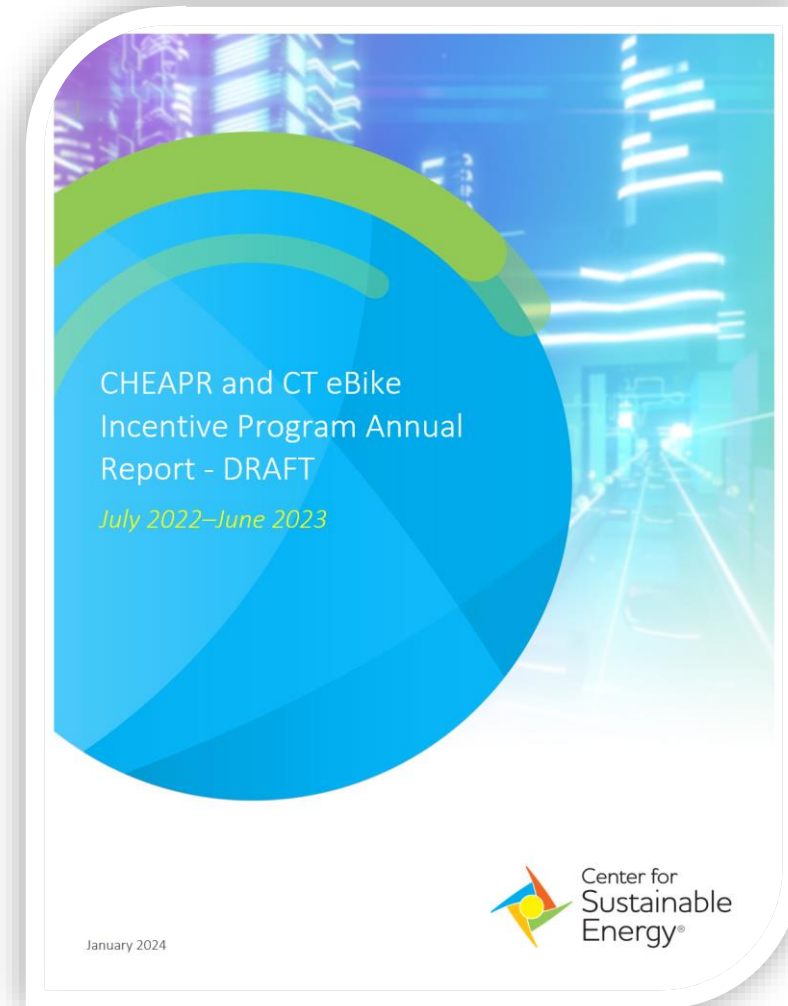
**CHEAPR EV + eBike Incentive Program
Annual Report**

PROGRAM ANNUAL REPORT

- CHEAPR EV + eBike Annual Report covering the **July 2022 to June 2023** reporting period is on the website.
- Reporting period extended to include eBike Incentive Program analysis – to include survey results!

Takeaways from report:

1. **Rebate+** applications are **increasing**
2. **Overall** applications are also **increasing**
3. Aligning Annual Program and Annual Legislative Report



Note: eBike Annual Report discussed at December 14th meeting and is posted on Board page.

LEGISLATIVE ANNUAL REPORT

22a-202(f) - Requires DEEP to issue a report to the joint standing committees of the legislature having cognizance over environment and transportation regarding the status and effectiveness of the program by June 20, 2024, and annually thereafter

DEEP is preparing a report:

Program Participation

Effects of the CHEAPR in EJ and overburdened neighborhoods

ANALYZING EFFECTIVENESS OF CHEAPR FOR EJ COMMUNITIES



Statewide Distribution of CHEAPR 2021-Spring 2024

Depends on the lens being used:

Is the effect of CHEAPR in EJ communities solely the number of Rebate+ New and Used rebates?

Is the effect of CHEAPR in EJ communities the emissions benefits realized by vehicles receiving rebates in CHEAPR communities?

The Legislative Report analyzes the effect of CHEAPR in different ways

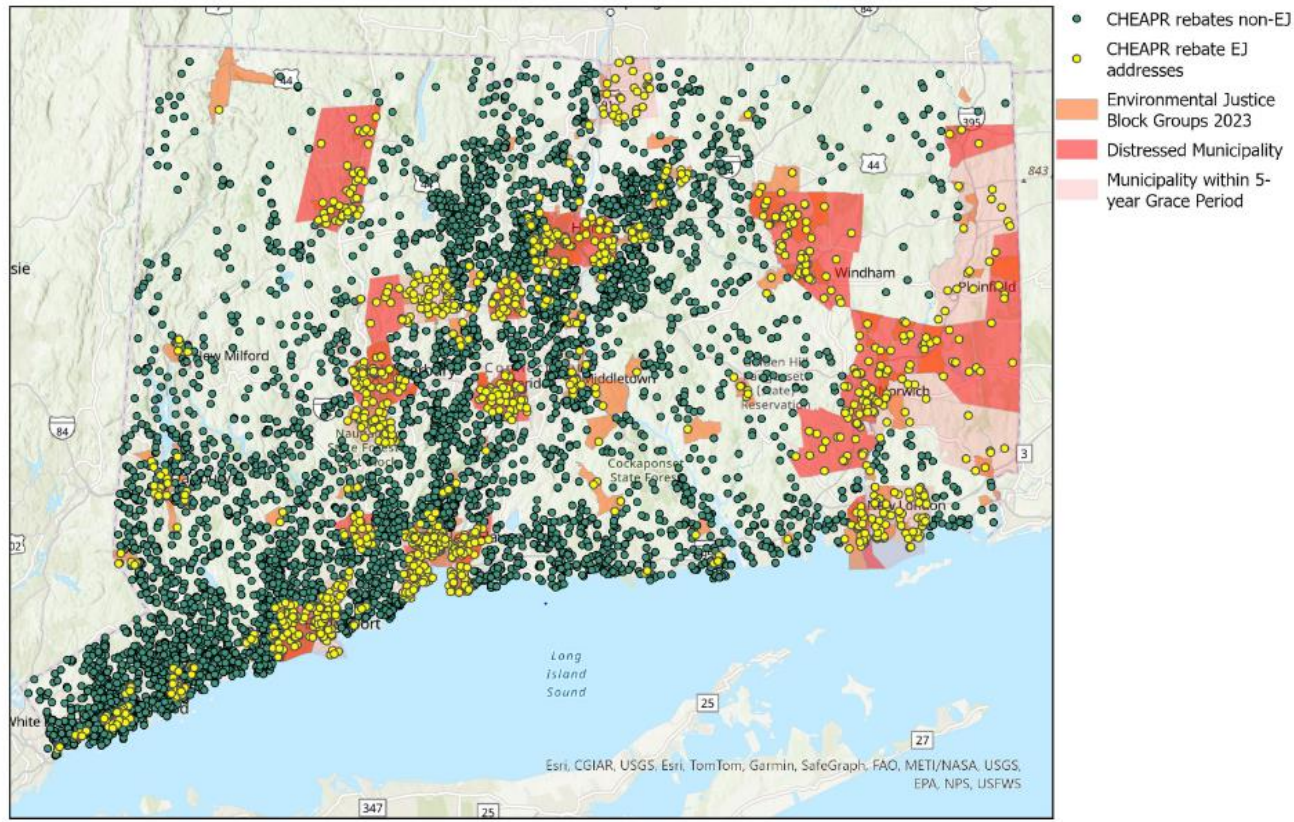


Figure 12: Rebates Redeemed in EJ Communities post-2021

	Rebate+ New	Rebate+ Used
YTD	139	35
Total	390	74

CONNECTICUT AUTOMOTIVE RETAILERS ASSOCIATION ANNUAL MEETING

DEEP attended the CARA Annual Meeting on May 21, 2024, to take dealer input on the program

- DEEP has also set up an online survey for dealers to submit input for the program that will go to dealers through CARA monthly newsletters
- General feedback was that CHEAPR is running well with little disruptions
- Dealers are focused on signing up for Federal Tax Credit Program



PROGRAM UPDATES

eBikes

- Lower Incentive to spread cost
- 10 Day Application Window
- Lottery within Priority Tiers
 - Means tested until funding utilized, Categorical until funding utilized, Residence in an EJ community until funding utilized
- \$750,000 Budget
- Coordination with CSE to determine timing

Fleets

- Proposed Budget of \$2 Million with two-step process for approval
- Feedback from the Board on maximizing deployment in EJ communities

Marketing

- Reassessing across the Agency to reach new EJ Communities and Integrate DEEP program offerings

CHEAPR BOARD MEETING SCHEDULE

2024 CHEAPR Board Meetings

- ✓ **March 14, 2024**
- **June 6, 2024**
- **September 12, 2024**
- **December 12, 2024**

BOARD QUESTIONS AND DISCUSSION

Open for Board Member questions and discussion.

PUBLIC COMMENTS

Please raise your hand in the chat.