

## 2016/2017 Program Report Card: DCF Supportive Work, Education and Transition Program (SWETP)

*Quality of Life Result:* Connecticut children grow up stable safe, healthy, and ready to lead successful lives.

*Contribution to the Result:* Youth live in a supervised apartment setting and receive programming through the DCF network of care, which includes in-home and community-based services, and as part of comprehensive and individualized treatment plans. Services include life skills training, high school and post-secondary education assistance, community-based individual, group, and family treatment which contribute to each youth's ability to function and thrive in community, and in a family setting whenever possible, without the use of further congregate care services.

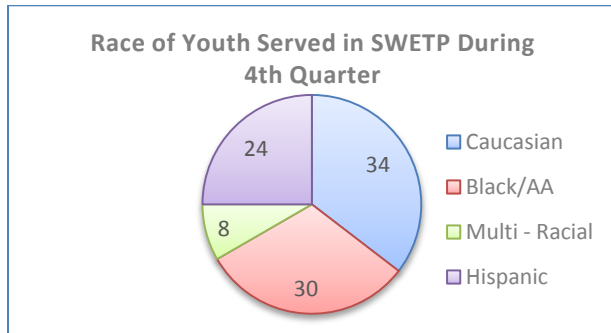
Program Expenditures	State Funding	Federal Funding	Other Funding	Total Funding
Actual FY 16	\$3,669,361			\$3,669,361
Estimated FY 17	\$3,503,332			\$3,503,332

*Partners:* Families, communities, DCF Regional Offices, DMHAS, DDS, DSS.

### How Much Did We Do?

#### SWETP Census

	4Q15	1Q16	2Q16	3Q16	4Q16
<b>Total</b>	<b>58</b>	<b>75</b>	<b>64</b>	<b>74</b>	<b>73</b>



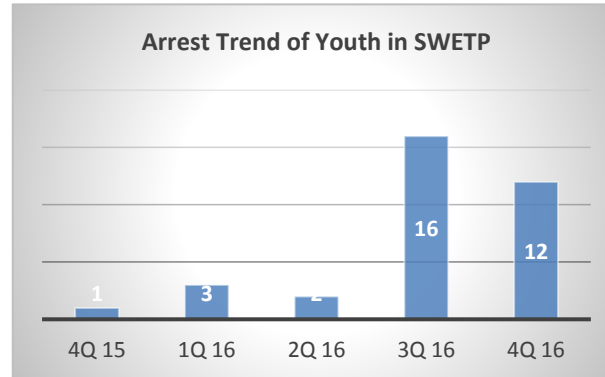
#### Story behind the baseline:

Use of SWETP program increased during FY 16 primarily due to the increase in the number of SWETP programs, with 3 new programs coming online during the fiscal year. During 4Q, 16 out of a total of 96 youth were served.

**Trend:** ▲

### How Well Did We Do It?

#### Arrests While in SWETP



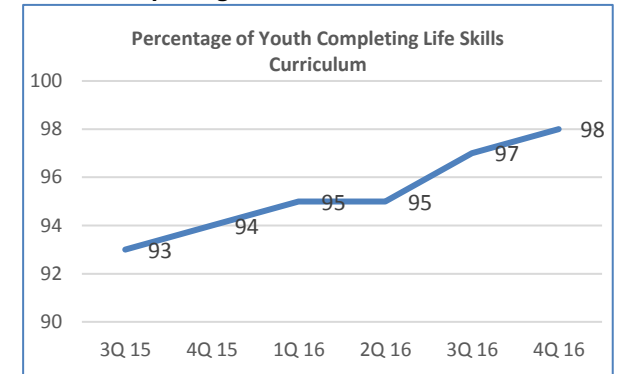
#### Story behind the baseline:

The number of arrests in SWETP spiked upwards in 3<sup>rd</sup> quarter 16 primarily due to one program experiencing considerable disruption. 8 of the 16 arrests occurred at one program, with one youth accounting for 6 of those 8 arrests. SWETP arrest rates have historically been very low and we expected the number of arrests to drop again in the 4<sup>th</sup> quarter, which it has. We anticipate that the number of arrests will decline further in the new fiscal year.

**Trend:** ▲

### How Well Did We Do It?

#### Youth Completing Life Skills Curriculum



#### Story behind the baseline:

Every youth residing in SWETP must participate in a Life Skills curriculum. Youth are expected to complete the 12 week program and demonstrate a basic knowledge of life skills including online banking, resume writing and interviewing technique. Data for this measure was gathered from providers and record reviews. The programs did not attain 100% participation due mainly to early discharges from their programs. During FY 2016 the programs focused heavily on life skills attainment and this is evident in the high percentage of youth completing the curriculum.

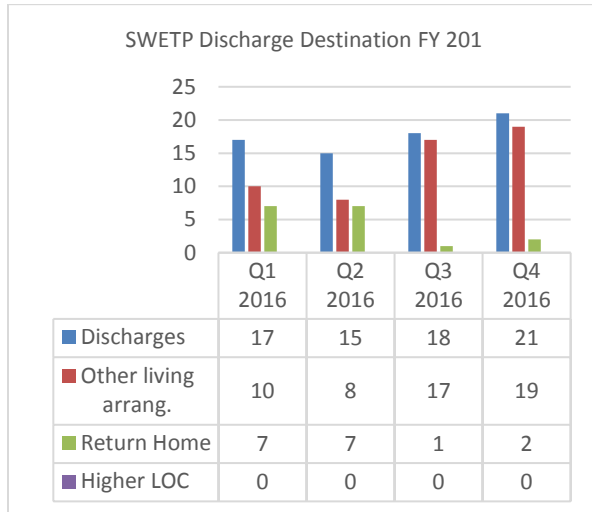
**Trend:** ▲

## 2016/2017 Program Report Card: DCF Supportive Work, Education and Transition Program (SWETP)

*Quality of Life Result:* Connecticut children grow up stable safe, healthy, and ready to lead successful lives.

### Is Anyone Better Off?

#### Youth Discharge Destination



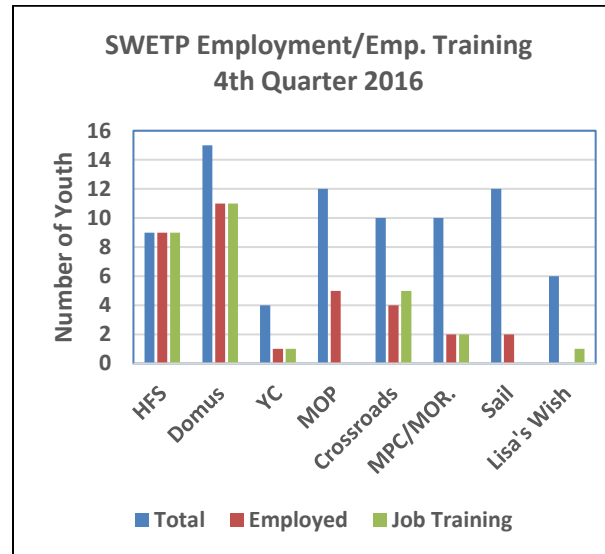
#### Story behind the baseline:

The above chart denotes discharge destination for youth leaving SWETP. The single highest category for discharges for SWETP youth was transition to another living arrangement, which is defined as an apartment setting either with or without DMHAS supports, followed by return home or to independent living. During FY 2016 this discharge trend remained consistent. A large percentage of youth in SWETP are older and identified as being OPPLA. Discharge planning is targeted towards returning home or another arrangement.

Trend: ▲

### Is Anyone Better Off?

#### Employment/Employment Training



#### Story behind the baseline:

One of the key better off indicators for SWETP is employment or employment training for the youth. These are older youth who are in need of employment and employment skills as many will need to be self-sufficient when they discharge from their SWETP program as they will not be returning home. The above chart highlights the number of youth in each program that were either gainfully employed or enrolled in a program such as Work to Learn during Q416. Note that some youth are employed part time, and in a job training program such as FREE or WTL, so the numbers in the graph above may not add up. For example, Housing for Success has 9 residents, all of whom are employed part time and in WTL.

Trend: ◀▶

### Proposed Actions to Turn the Curve

There are 7 SWETP programs currently in operation statewide. Three of the SWETP programs serve a Juvenile Justice involved population due to regional offices having expressed a need to serve this cohort.

Some youth transition to DMHAS Young Adult Services and others move into apartments or return home. Partnering family members, and outside stakeholders is ongoing and will increase in order to ensure successful outcomes for these youth. The SWETP programs are gathering data on what discharge strategies work and how to focus efforts in those areas. SWETP providers are now part of the 3-5-7 coaching sessions and are participating in Administrative Case Reviews and permanency team meetings.

#### Data Development Agenda:

Beacon Health Options will be assuming level of care determinations for SWETP placements. This will help ensure that placements are appropriate and also enable more streamlined data gathering as Beacon will collect a variety of demographic and other data. SWETP data is not captured in PIE and is currently reported to DCF by SWETP providers. These data points are included in the next Report Card update. DCF also compiles quarterly and ad-hoc reports by conducting case reviews in LINK and via child in placement reports.