

SFY 2016 4th Quarter DCF Program Report Card : Permanency Placement Service Program

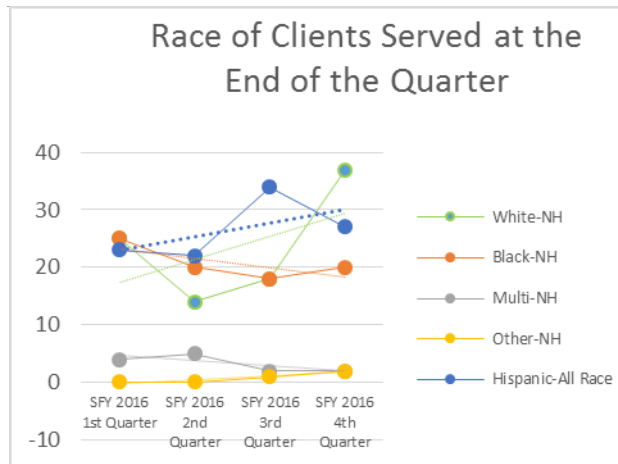
Quality of Life Result: All of Connecticut's Children will grow up in stable environments, be safe, healthy, and ready to lead successful lives

Contribution to the Result: The program assists families achieving permanency by creating and delivering individualized support services to transition children to a permanent home, including adoption and reunification.

Program Expenditures	State Funding	Federal Funding	Other Funding	Total Funding
Actual SFY 15	\$597,504.00	N/A	N/A	\$597,504.00
Estimated SFY 16	\$676,103.00	N/A	N/A	\$676,103.00

Partners: Provider Agencies, Families, Area Office Staff, Schools, Therapists, Mentors, Community-Based Service Providers

How Much Did We Do?

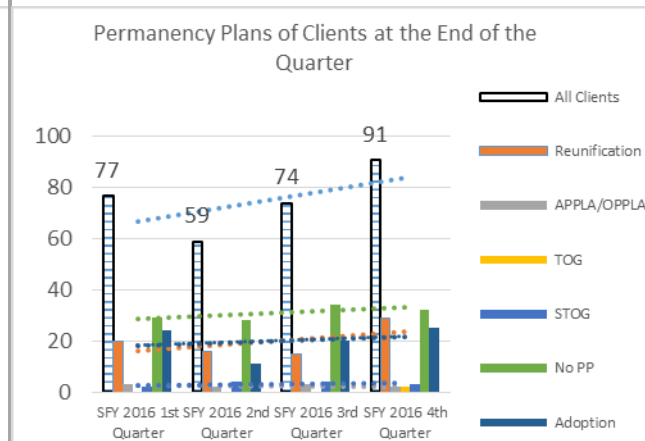


Story Behind the Baseline:

There were 91 individuals with open Service Agreements at the end of this quarter. This is a 23% increase over the 74 being served at the end of last quarter. The trend over the last four quarters has been toward increasing numbers of children and youth being served by PPSP via promoting the service in case consultations and increasing clarification of services provided. Race and ethnicity data for children being served at the end of each quarter show increases in the numbers of White Non-Hispanic and Hispanic children of all races, but decreases in the numbers of Black Non-Hispanic children.

Trend: ▲ Yes

How Much Did We Do?

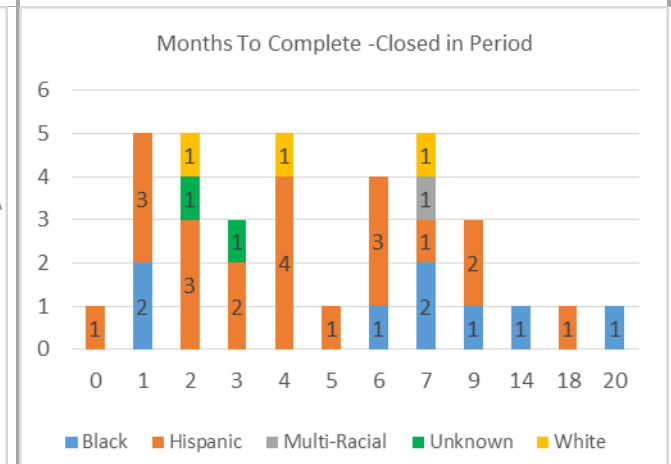


Story Behind the Baseline:

Of the 91 children with open Service Agreements at the end of this quarter, 29 (32%) had a permanency plan of Reunification, and 25 (27%) had Adoption as their plan. Thirty-two (35%) had no permanency plan. These children represent those who are receiving support after achieving permanency. Because more youth are being identified as needing the services PPSP offers, the past four quarters show an increasing number of children receiving supportive services to effectuate their permanency plans.

Trend: ▲ Yes

How Well Did We Do?



Story Behind the Baseline:

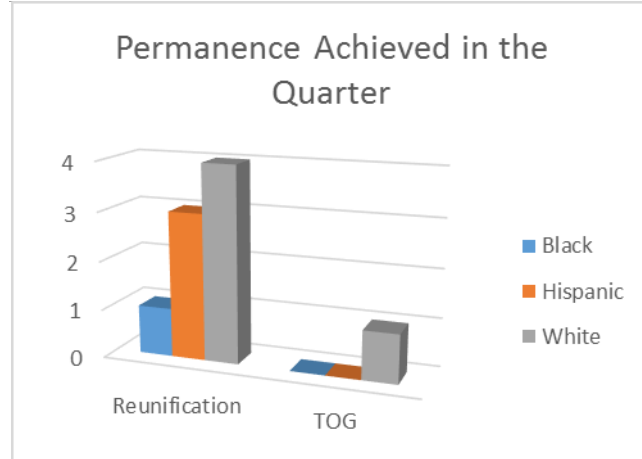
There were 35 Service Agreements closed without renewal in the period due to the requested tasks no longer being required by the agency. This represents 28% of the 123 children served in the period. The chart above shows the number of months during which the individual child received services from that provider. This total includes the durations of all service agreements, whether consecutive or not involving the individual child served by that provider agency.

Trend: ◀▶

SFY 2016 4th Quarter DCF Program Report Card : Permanency Placement Service Program

Quality of Life Result: All of Connecticut's Children will grow up in stable environments, be safe, healthy, and ready to lead successful lives

Is Anyone Better Off?

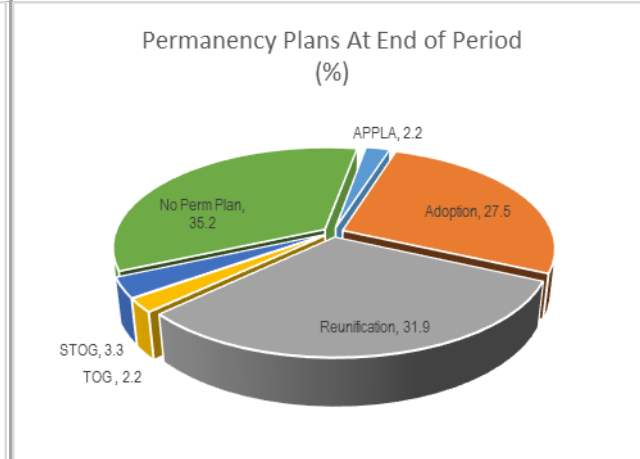


Story Behind the Baseline:

Of the 123 children served in this quarter, 9 (7.3%) achieved permanency during the quarter as follows: Reunification-8 and Transfer of Guardianship-1. Also during this quarter, 2 children previously served by PPSP achieved permanency through Adoption (1- White, 1- Multi-Racial)

Trend: ◀▶

Is Anyone Better Off?



Story Behind the Baseline:

Youth with APPLA/OPPLA plans continued to be a cohort to which PPSP services are being encouraged. Youth with this goal are targeted to further support attaining legal permanency. At the end of the last quarter, 16.6% of all children in placement had APPLA or Long Term Foster Care as their permanency plan in LINK. At the end of this quarter, there were 91 children enrolled in PPSP. Of those, only 2 (2.2 %) had APPLA as a permanency plan. In Quarter 4, PRE liaisons reviewed the OPPLA list of youth aged 17 and encouraged utilization of PPSP contracts to effect permanency.

Trend: ◀▶

Proposed Actions to Turn the Curve:

Performance measures and reporting expectations have been established and oversight continues to train agencies on data collection. All grants and contract specialists are attending quarterly PPSP meetings to aid in regional problem resolution. Ongoing assessment of utilization by provider based on children's needs continues. PDOC and management continue to review and refine the parameters around using this service for reunification to ensure appropriate utilization.

Data Development Agenda::

All providers are submitting data updates monthly using an Excel spreadsheet distributed to all agencies. Performance measures and reporting expectations have been established. Forms have been streamlined and issued in fillable format to assure receipt of required data. Training for each agency is specific to each site and site visits have commenced with two of 17 completed this quarter. Scope of Service and PPSP forms are being amended to improve outcome measures and data collection.