

**State of Connecticut  
Department of Children and Families**

**Town Pages**

**Number of Accepted Reports and Allegations to DCF  
State Fiscal Year: 2023**



<b>Glossary</b>	
<b>Accepted Reports</b>	Represents all Reports called in to the Child Abuse and Neglect Hotline containing allegations that meet the operational definition of abuse and/or neglect. A Report contains one or more children as alleged victims of abuse and/or neglect.
<b>Substantiated Reports</b>	Represents all Accepted Reports where the Investigation resulted in a finding of reasonable cause to believe that neglect and/or abuse has occurred.
<b>Total Allegations</b>	Represents all individual Allegations of Abuse and/or Neglect contained in an <b>Accepted Report</b> . Each alleged child victim can have one or more associated allegations.
<b>Substantiated Allegations</b>	Represents all individual Allegations of Abuse and/or Neglect contained in an Accepted Report where the Investigation resulted in a finding of reasonable cause to believe that neglect and/or abuse has occurred.
<b>Children Substantiated as Abused/Neglect/Uncared For</b>	Represents the number of <b>unique</b> (unduplicated) children that were the victim of substantiated Abuse and/or Neglect during the State Fiscal Year.

**Note:** For confidentiality reasons, data for towns with 10 or less Children Substantiated as Abuse/Neglect/Uncared For will not be reported as an individual town. However, data on the Statewide page does reflect the data for these towns in the totals.

**Note:** Town **OTHER** represents towns in the database that do not correspond with any official Connecticut town names. This anomaly is a result of incorrect data entry or other technical factors.

**Number of Accepted Reports and allegations to DCF**  
**Town: ANSONIA**

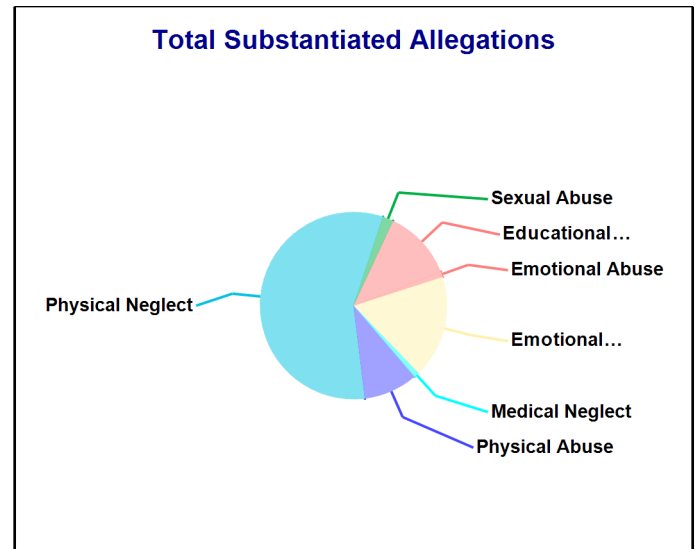

**Accepted Reports: 299**

**Substantiated Reports: 31**

**Substantiation Rate: 10 %**

Allegations	Total	Substantiated	Substantiation Rate
Physical Abuse	64	<=10	10 - 20 %
Educational Neglect	57	13	23 %
Emotional Neglect	101	19	19 %
High Risk Newborn	-	-	-
Medical Neglect	27	<=10	0 - 10 %
At Risk	-	-	-
Physical Neglect	380	61	16 %
Sexual Abuse	15	<=10	10 - 20 %
Emotional Abuse	11	<=10	0 - 10 %
Human_Trafficking	-	-	-
Moral Neglect	<=10	-	0 - 10 %
<b>Total Allegations</b>	<b>659</b>	<b>107</b>	<b>16 %</b>

Children Substantiated as Abuse/Neglect/Uncared for: 56



State of Connecticut  
 Department of Children and Families  
 Town Pages  
 State Fiscal Year: 2023

Number of Accepted Reports and allegations to DCF  
 Town: BERLIN

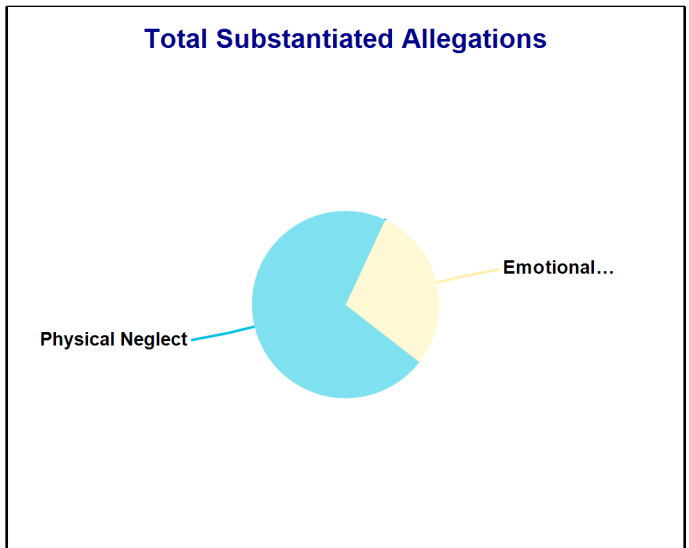
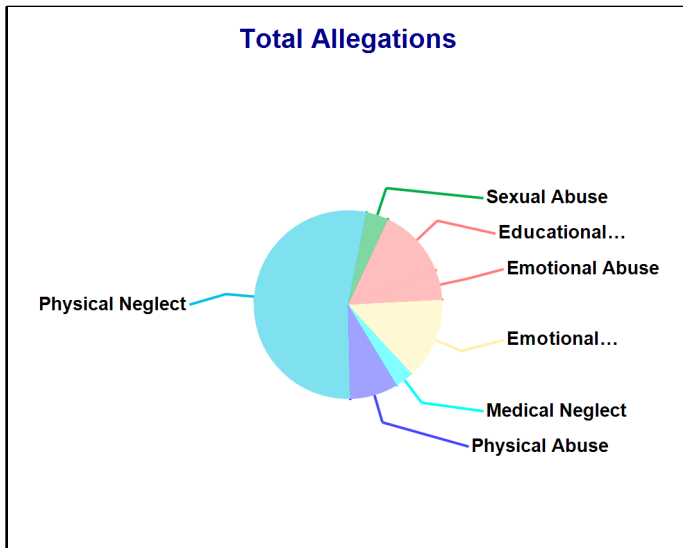
Accepted Reports: 74

Substantiated Reports: 8

Substantiation Rate: 11 %

Allegations	Total	Substantiated	Substantiation Rate
Physical Abuse	13	-	-
Educational Neglect	19	-	-
Emotional Neglect	22	<=10	10 - 20 %
High Risk Newborn	-	-	-
Medical Neglect	<=10	-	0 - 10 %
At Risk	-	-	-
Physical Neglect	84	<=10	10 - 20 %
Sexual Abuse	<=10	-	0 - 10 %
Emotional Abuse	<=10	-	0 - 10 %
Human_Trafficking	-	-	-
Moral Neglect	-	-	-
<b>Total Allegations</b>	<b>157</b>	<b>14</b>	<b>9 %</b>

Children Substantiated as Abuse/Neglect/Uncared for: 11



State of Connecticut  
 Department of Children and Families  
 Town Pages  
 State Fiscal Year: 2023

Number of Accepted Reports and allegations to DCF  
 Town: BETHEL

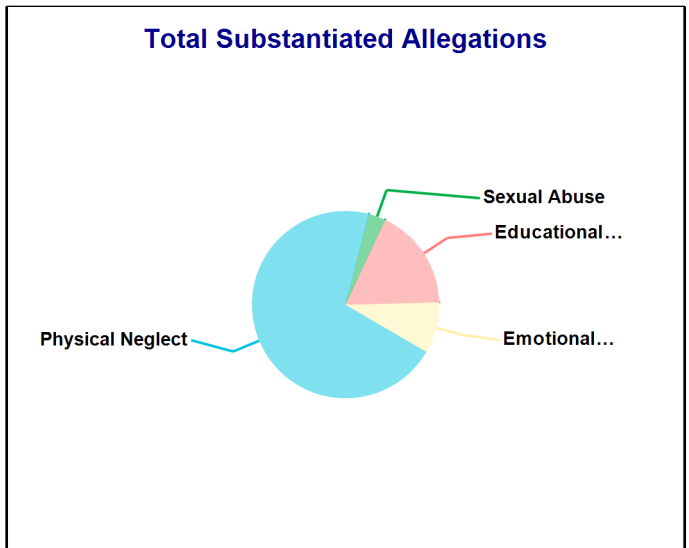
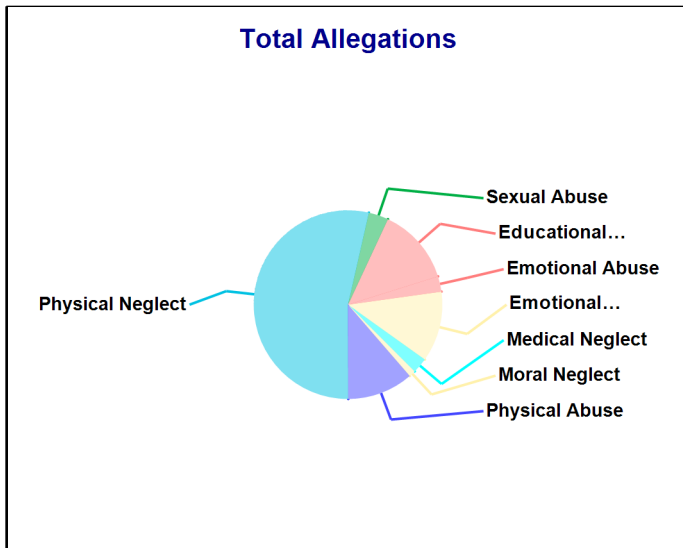
Accepted Reports: 126

Substantiated Reports: 13

Substantiation Rate: 10 %

Allegations	Total	Substantiated	Substantiation Rate
Physical Abuse	30	-	-
Educational Neglect	35	<=10	10 - 20 %
Emotional Neglect	32	<=10	0 - 10 %
High Risk Newborn	-	-	-
Medical Neglect	<=10	-	0 - 10 %
At Risk	-	-	-
Physical Neglect	142	24	17 %
Sexual Abuse	<=10	<=10	10 - 20 %
Emotional Abuse	<=10	-	0 - 10 %
Human_Trafficking	-	-	-
Moral Neglect	<=10	-	0 - 10 %
<b>Total Allegations</b>	<b>265</b>	<b>34</b>	<b>13 %</b>

Children Substantiated as Abuse/Neglect/Uncared for: 20



State of Connecticut  
 Department of Children and Families  
 Town Pages  
 State Fiscal Year: 2023

Number of Accepted Reports and allegations to DCF  
 Town: BLOOMFIELD

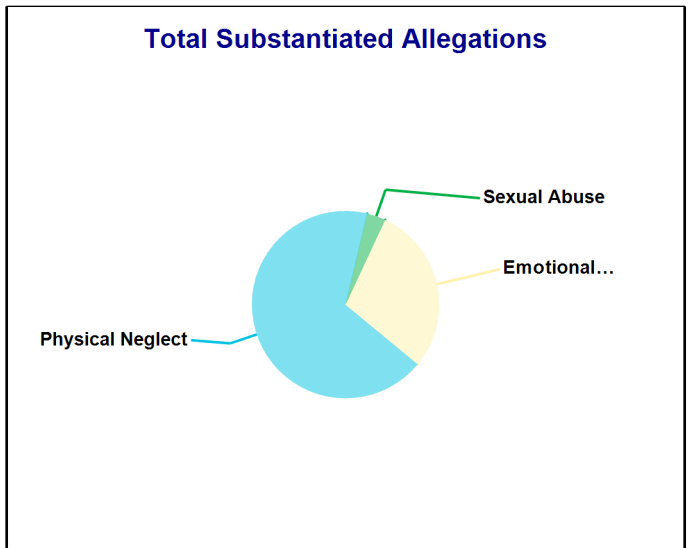
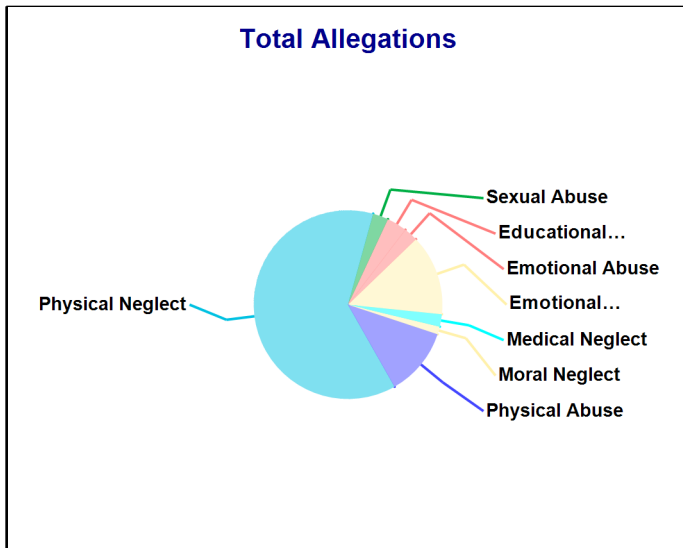
Accepted Reports: 178

Substantiated Reports: 12

Substantiation Rate: 7 %

Allegations	Total	Substantiated	Substantiation Rate
Physical Abuse	44	-	-
Educational Neglect	13	-	-
Emotional Neglect	52	<=10	10 - 20 %
High Risk Newborn	-	-	-
Medical Neglect	<=10	-	0 - 10 %
At Risk	-	-	-
Physical Neglect	235	21	9 %
Sexual Abuse	<=10	<=10	0 - 10 %
Emotional Abuse	<=10	-	0 - 10 %
Human_Trafficking	-	-	-
Moral Neglect	<=10	-	0 - 10 %
<b>Total Allegations</b>	<b>376</b>	<b>31</b>	<b>8 %</b>

Children Substantiated as Abuse/Neglect/Uncared for: 15



State of Connecticut  
 Department of Children and Families  
 Town Pages  
 State Fiscal Year: 2023

Number of Accepted Reports and allegations to DCF  
 Town: BRANFORD

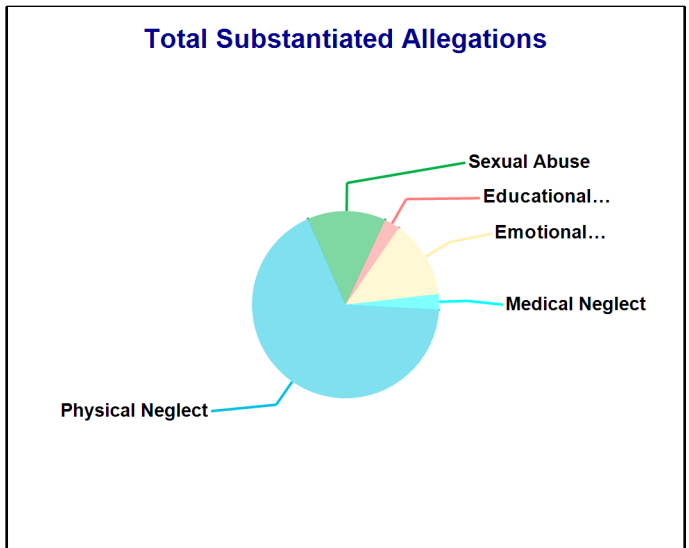
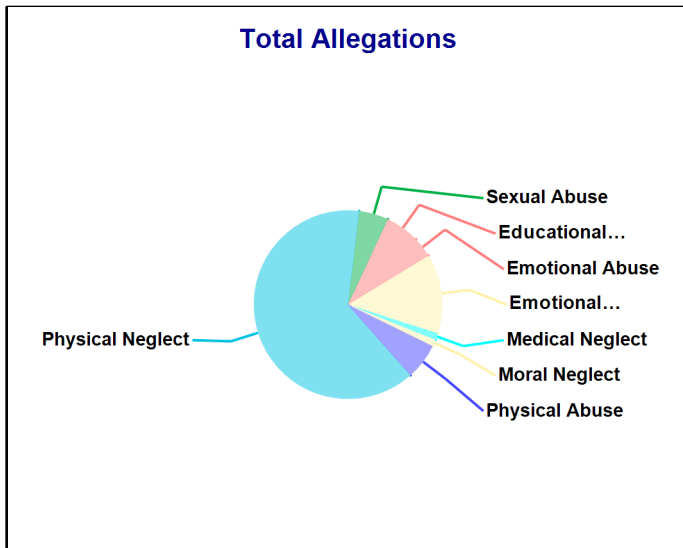
Accepted Reports: 115

Substantiated Reports: 17

Substantiation Rate: 15 %

Allegations	Total	Substantiated	Substantiation Rate
Physical Abuse	16	-	-
Educational Neglect	15	<=10	0 - 10 %
Emotional Neglect	35	<=10	10 - 20 %
High Risk Newborn	-	-	-
Medical Neglect	<=10	<=10	30 - 40 %
At Risk	-	-	-
Physical Neglect	163	25	15 %
Sexual Abuse	13	<=10	30 - 40 %
Emotional Abuse	<=10	-	0 - 10 %
Human_Trafficking	-	-	-
Moral Neglect	<=10	-	0 - 10 %
<b>Total Allegations</b>	<b>257</b>	<b>37</b>	<b>14 %</b>

Children Substantiated as Abuse/Neglect/Uncared for: 25



State of Connecticut  
 Department of Children and Families  
 Town Pages  
 State Fiscal Year: 2023

Number of Accepted Reports and allegations to DCF  
 Town: BRIDGEPORT

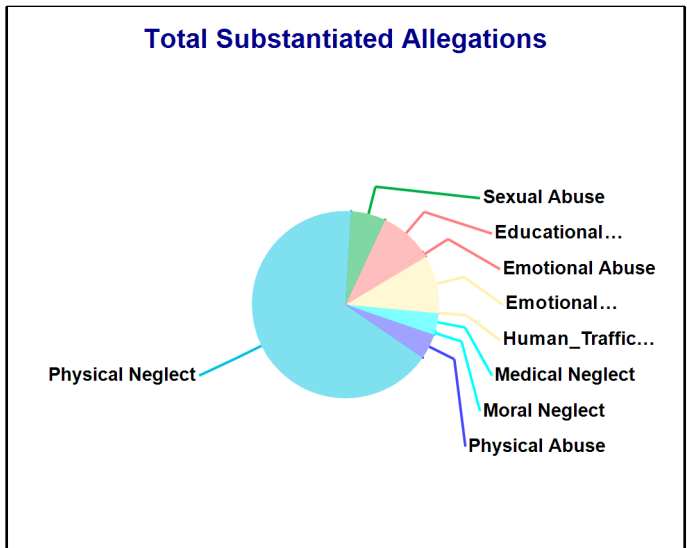
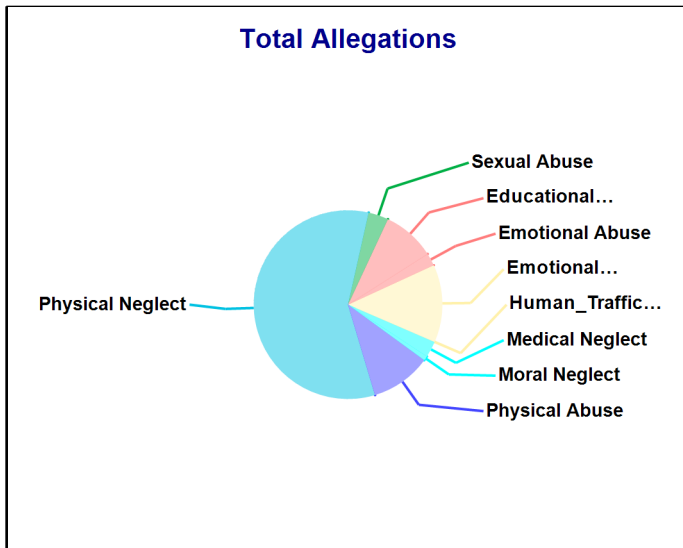
Accepted Reports: 1,803

Substantiated Reports: 310

Substantiation Rate: 17 %

Allegations	Total	Substantiated	Substantiation Rate
Physical Abuse	413	31	8 %
Educational Neglect	360	61	17 %
Emotional Neglect	530	71	13 %
High Risk Newborn	-	-	-
Medical Neglect	110	22	20 %
At Risk	-	-	-
Physical Neglect	2,316	476	21 %
Sexual Abuse	137	43	31 %
Emotional Abuse	86	<=10	0 - 10 %
Human_Trafficking	<=10	<=10	40 - 50 %
Moral Neglect	31	<=10	10 - 20 %
<b>Total Allegations</b>	<b>3,985</b>	<b>717</b>	<b>18 %</b>

Children Substantiated as Abuse/Neglect/Uncared for: 439





State of Connecticut  
 Department of Children and Families  
 Town Pages  
 State Fiscal Year: 2023

Number of Accepted Reports and allegations to DCF  
 Town: BRISTOL

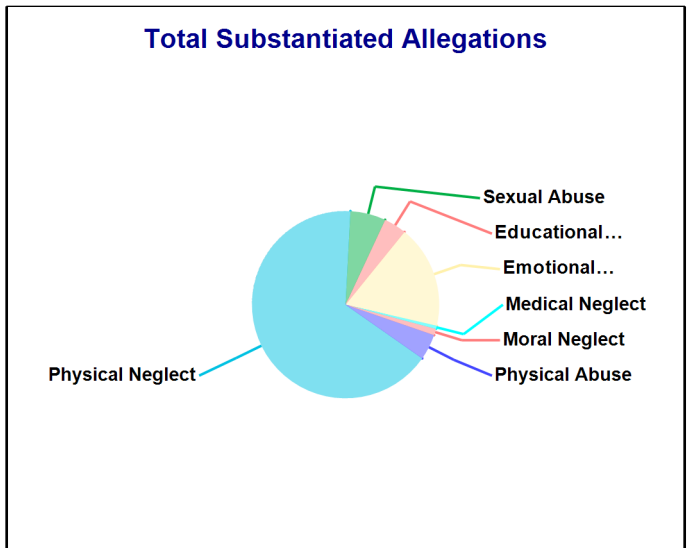
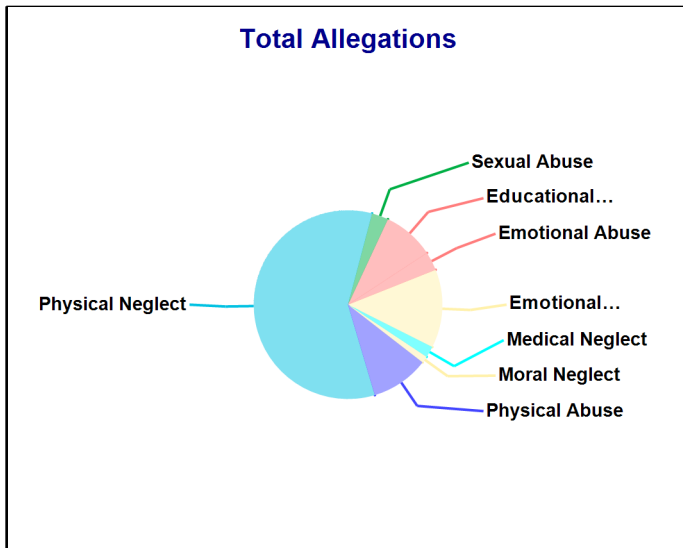
Accepted Reports: 773

Substantiated Reports: 71

Substantiation Rate: 9 %

Allegations	Total	Substantiated	Substantiation Rate
Physical Abuse	161	<=10	0 - 10 %
Educational Neglect	143	<=10	0 - 10 %
Emotional Neglect	218	32	15 %
High Risk Newborn	-	-	-
Medical Neglect	31	<=10	0 - 10 %
At Risk	-	-	-
Physical Neglect	952	119	13 %
Sexual Abuse	46	11	24 %
Emotional Abuse	52	-	-
Human_Trafficking	-	-	-
Moral Neglect	19	<=10	10 - 20 %
<b>Total Allegations</b>	<b>1,622</b>	<b>180</b>	<b>11 %</b>

Children Substantiated as Abuse/Neglect/Uncared for: 95



State of Connecticut  
 Department of Children and Families  
 Town Pages  
 State Fiscal Year: 2023

Number of Accepted Reports and allegations to DCF  
 Town: BROOKFIELD


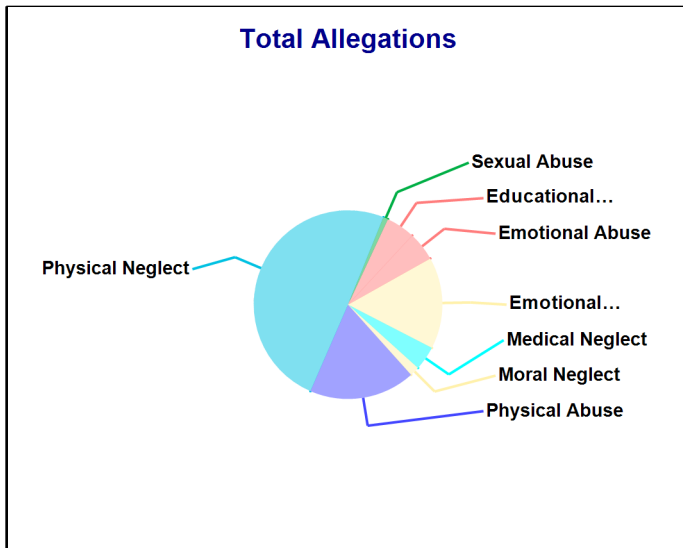
Accepted Reports: 63

Substantiated Reports: 7

Substantiation Rate: 11 %

Allegations	Total	Substantiated	Substantiation Rate
Physical Abuse	22	<=10	0 - 10 %
Educational Neglect	<=10	<=10	40 - 50 %
Emotional Neglect	19	<=10	30 - 40 %
High Risk Newborn	-	-	-
Medical Neglect	<=10	-	0 - 10 %
At Risk	-	-	-
Physical Neglect	60	11	18 %
Sexual Abuse	<=10	-	0 - 10 %
Emotional Abuse	<=10	<=10	10 - 20 %
Human_Trafficking	-	-	-
Moral Neglect	<=10	-	0 - 10 %
<b>Total Allegations</b>	<b>121</b>	<b>22</b>	<b>18 %</b>

Children Substantiated as Abuse/Neglect/Uncared for: 11



State of Connecticut  
 Department of Children and Families  
 Town Pages  
 State Fiscal Year: 2023

Number of Accepted Reports and allegations to DCF  
 Town: BROOKLYN

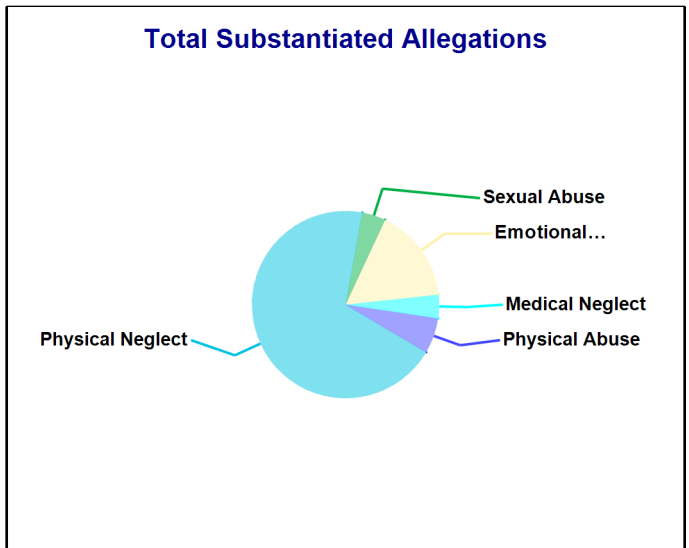
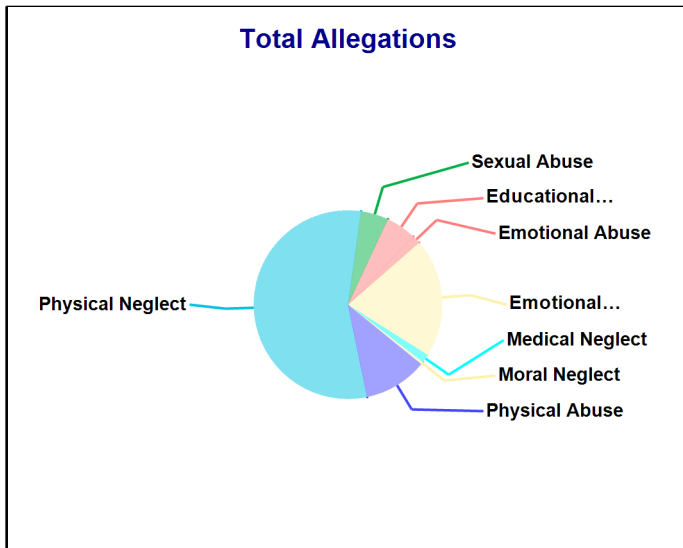
Accepted Reports: 89

Substantiated Reports: 15

Substantiation Rate: 17 %

Allegations	Total	Substantiated	Substantiation Rate
Physical Abuse	23	<=10	10 - 20 %
Educational Neglect	11	-	-
Emotional Neglect	43	<=10	10 - 20 %
High Risk Newborn	-	-	-
Medical Neglect	<=10	<=10	60 - 70 %
At Risk	-	-	-
Physical Neglect	117	34	29 %
Sexual Abuse	<=10	<=10	10 - 20 %
Emotional Abuse	<=10	-	0 - 10 %
Human_Trafficking	-	-	-
Moral Neglect	<=10	-	0 - 10 %
<b>Total Allegations</b>	<b>211</b>	<b>49</b>	<b>23 %</b>

Children Substantiated as Abuse/Neglect/Uncared for: 27



State of Connecticut  
 Department of Children and Families  
 Town Pages  
 State Fiscal Year: 2023

Number of Accepted Reports and allegations to DCF  
 Town: COLCHESTER

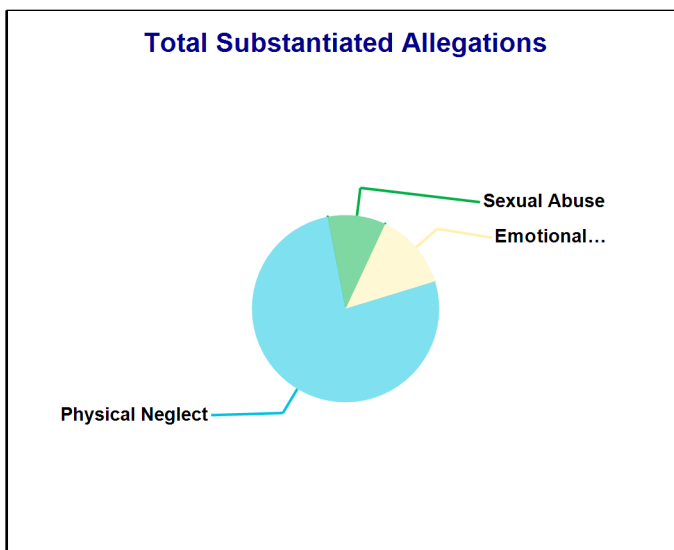
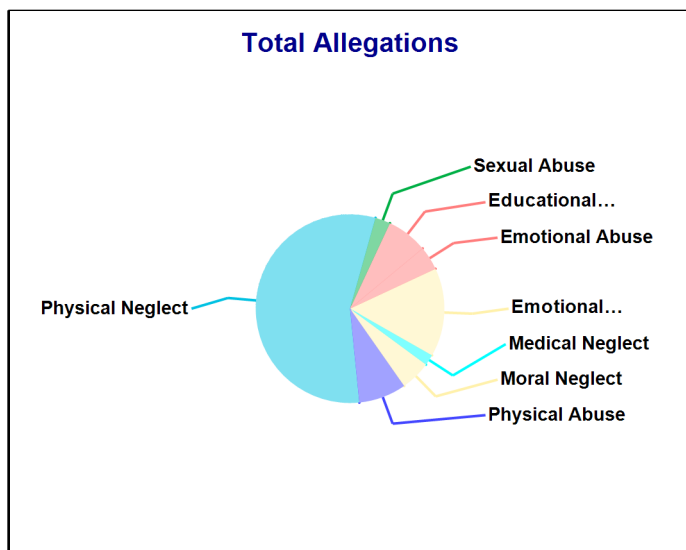
Accepted Reports: 125

Substantiated Reports: 11

Substantiation Rate: 9 %

Allegations	Total	Substantiated	Substantiation Rate
Physical Abuse	22	-	-
Educational Neglect	19	-	-
Emotional Neglect	41	<=10	0 - 10 %
High Risk Newborn	-	-	-
Medical Neglect	<=10	-	0 - 10 %
At Risk	-	-	-
Physical Neglect	151	23	15 %
Sexual Abuse	<=10	<=10	40 - 50 %
Emotional Abuse	11	-	-
Human_Trafficking	-	-	-
Moral Neglect	14	-	-
<b>Total Allegations</b>	<b>270</b>	<b>30</b>	<b>11 %</b>

Children Substantiated as Abuse/Neglect/Uncared for: 13



State of Connecticut  
 Department of Children and Families  
 Town Pages  
 State Fiscal Year: 2023

Number of Accepted Reports and allegations to DCF  
 Town: COVENTRY

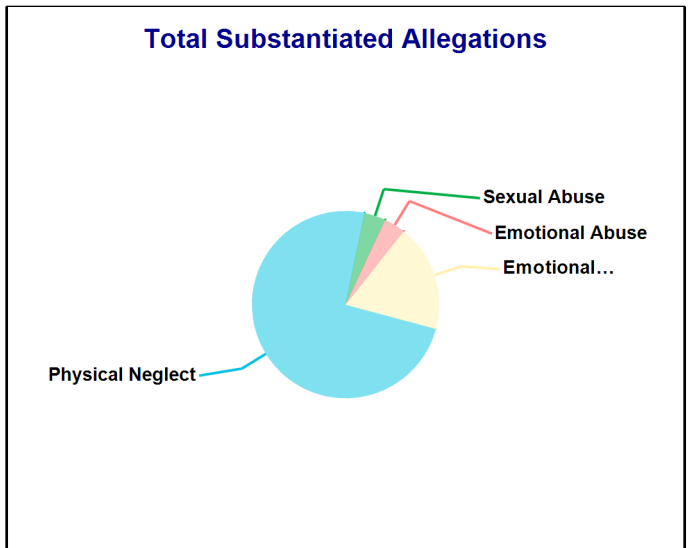
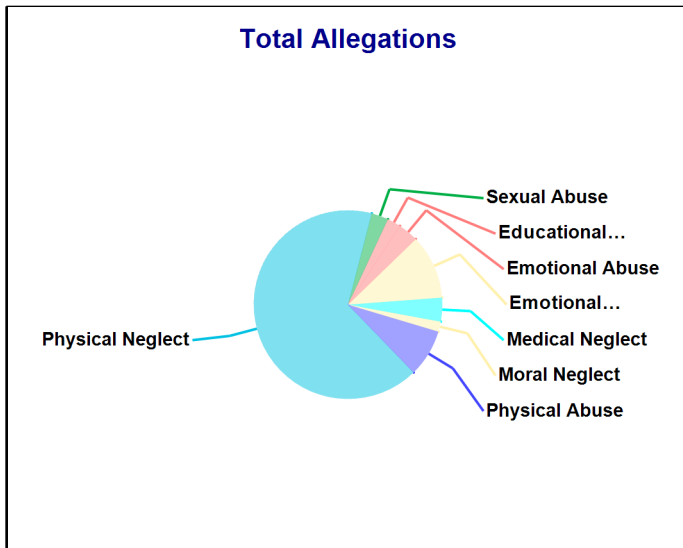
Accepted Reports: 76

Substantiated Reports: 9

Substantiation Rate: 12 %

Allegations	Total	Substantiated	Substantiation Rate
Physical Abuse	14	-	-
Educational Neglect	<=10	-	0 - 10 %
Emotional Neglect	19	<=10	20 - 30 %
High Risk Newborn	-	-	-
Medical Neglect	<=10	-	0 - 10 %
At Risk	-	-	-
Physical Neglect	114	20	18 %
Sexual Abuse	<=10	<=10	10 - 20 %
Emotional Abuse	<=10	<=10	10 - 20 %
Human_Trafficking	-	-	-
Moral Neglect	<=10	-	0 - 10 %
<b>Total Allegations</b>	<b>172</b>	<b>27</b>	<b>16 %</b>

Children Substantiated as Abuse/Neglect/Uncared for: 11



State of Connecticut  
 Department of Children and Families  
 Town Pages  
 State Fiscal Year: 2023

Number of Accepted Reports and allegations to DCF  
 Town: CROMWELL

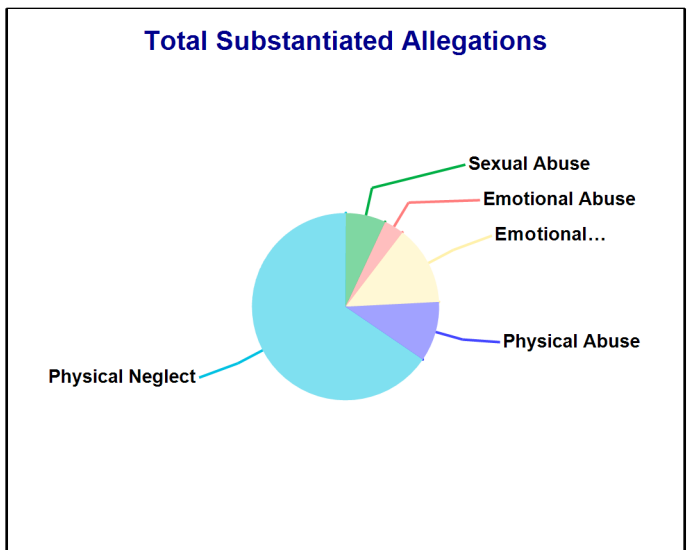
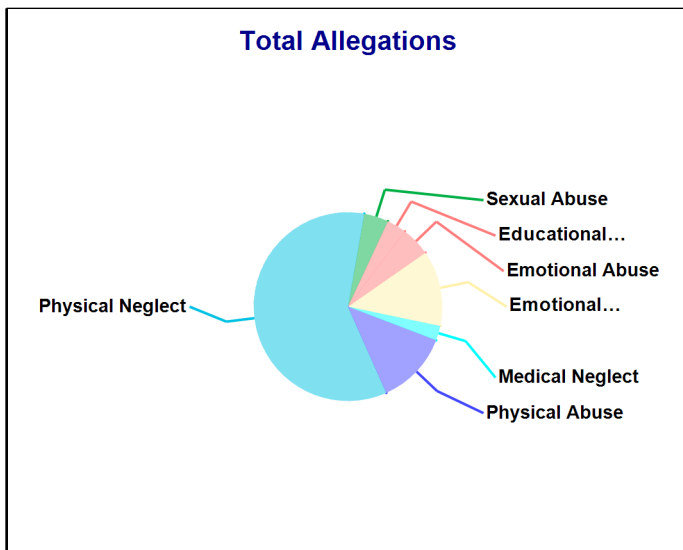
Accepted Reports: 107

Substantiated Reports: 10

Substantiation Rate: 9 %

Allegations	Total	Substantiated	Substantiation Rate
Physical Abuse	30	<=10	0 - 10 %
Educational Neglect	<=10	-	0 - 10 %
Emotional Neglect	31	<=10	10 - 20 %
High Risk Newborn	-	-	-
Medical Neglect	<=10	-	0 - 10 %
At Risk	-	-	-
Physical Neglect	142	19	13 %
Sexual Abuse	<=10	<=10	10 - 20 %
Emotional Abuse	12	<=10	0 - 10 %
Human_Trafficking	-	-	-
Moral Neglect	-	-	-
<b>Total Allegations</b>	<b>239</b>	<b>29</b>	<b>12 %</b>

Children Substantiated as Abuse/Neglect/Uncared for: 15



State of Connecticut  
 Department of Children and Families  
 Town Pages  
 State Fiscal Year: 2023

Number of Accepted Reports and allegations to DCF  
 Town: DANBURY

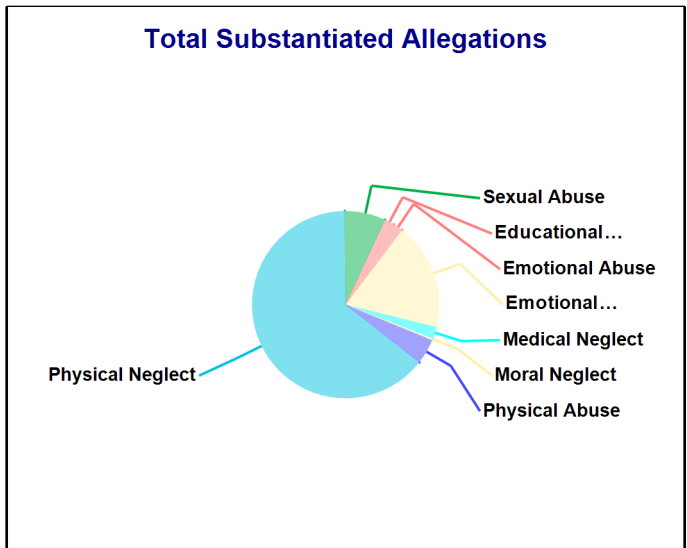
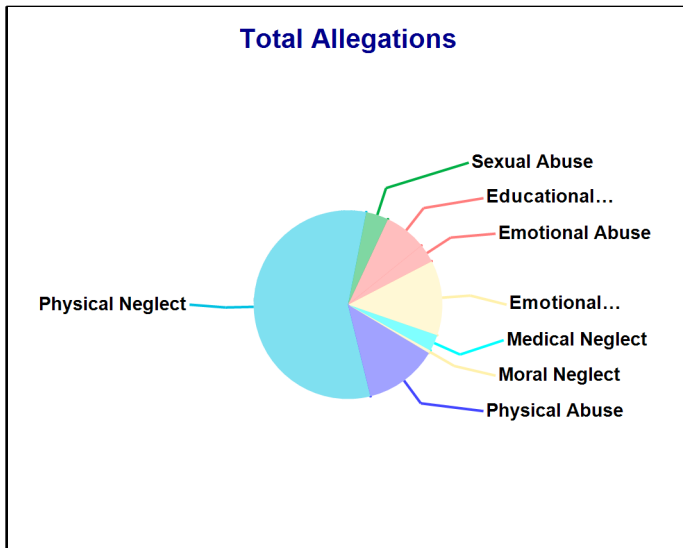
Accepted Reports: 655

Substantiated Reports: 116

Substantiation Rate: 18 %

Allegations	Total	Substantiated	Substantiation Rate
Physical Abuse	170	13	8 %
Educational Neglect	98	<=10	0 - 10 %
Emotional Neglect	174	55	32 %
High Risk Newborn	-	-	-
Medical Neglect	38	<=10	10 - 20 %
At Risk	-	-	-
Physical Neglect	769	191	25 %
Sexual Abuse	52	21	40 %
Emotional Abuse	43	<=10	10 - 20 %
Human_Trafficking	-	-	-
Moral Neglect	<=10	<=10	10 - 20 %
<b>Total Allegations</b>	<b>1,351</b>	<b>297</b>	<b>22 %</b>

Children Substantiated as Abuse/Neglect/Uncared for: 170



State of Connecticut  
 Department of Children and Families  
 Town Pages  
 State Fiscal Year: 2023

Number of Accepted Reports and allegations to DCF  
 Town: DERBY

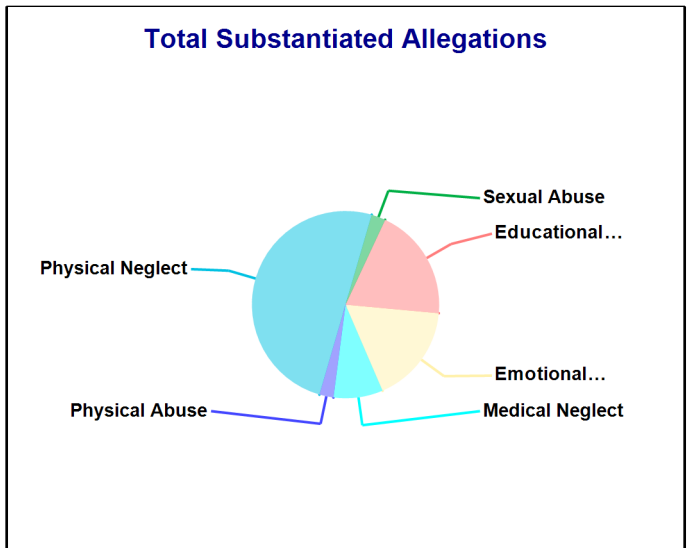
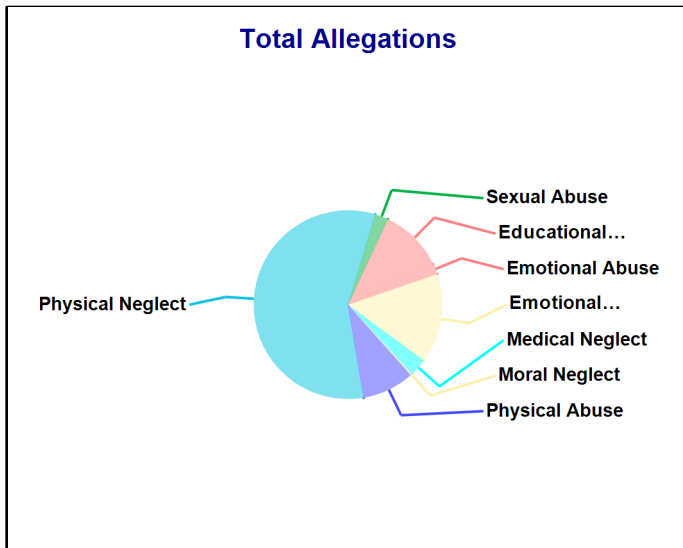
Accepted Reports: 147

Substantiated Reports: 19

Substantiation Rate: 13 %

Allegations	Total	Substantiated	Substantiation Rate
Physical Abuse	35	<=10	0 - 10 %
Educational Neglect	43	16	37 %
Emotional Neglect	60	14	23 %
High Risk Newborn	-	-	-
Medical Neglect	12	<=10	50 - 60 %
At Risk	-	-	-
Physical Neglect	224	41	18 %
Sexual Abuse	<=10	<=10	20 - 30 %
Emotional Abuse	<=10	-	0 - 10 %
Human_Trafficking	-	-	-
Moral Neglect	<=10	-	0 - 10 %
<b>Total Allegations</b>	<b>391</b>	<b>82</b>	<b>21 %</b>

Children Substantiated as Abuse/Neglect/Uncared for: 38





State of Connecticut  
 Department of Children and Families  
 Town Pages  
 State Fiscal Year: 2023

Number of Accepted Reports and allegations to DCF  
 Town: EAST HARTFORD

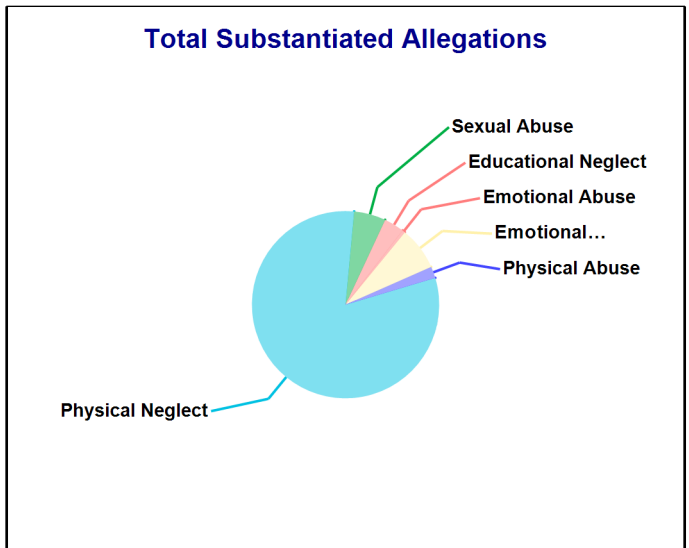
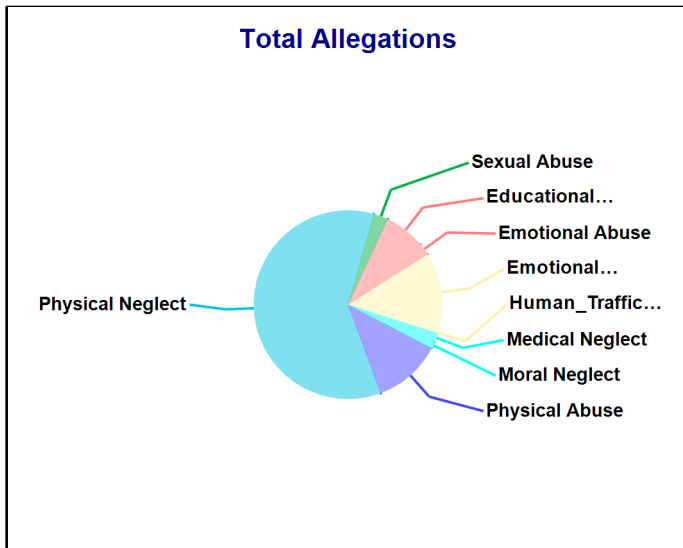
Accepted Reports: 660

Substantiated Reports: 67

Substantiation Rate: 10 %

Allegations	Total	Substantiated	Substantiation Rate
Physical Abuse	176	<=10	0 - 10 %
Educational Neglect	105	<=10	0 - 10 %
Emotional Neglect	206	15	7 %
High Risk Newborn	-	-	-
Medical Neglect	25	-	-
At Risk	-	-	-
Physical Neglect	900	163	18 %
Sexual Abuse	38	11	29 %
Emotional Abuse	31	<=10	0 - 10 %
Human_Trafficking	<=10	-	0 - 10 %
Moral Neglect	16	-	-
<b>Total Allegations</b>	<b>1,499</b>	<b>201</b>	<b>13 %</b>

Children Substantiated as Abuse/Neglect/Uncared for: 98



State of Connecticut  
 Department of Children and Families  
 Town Pages  
 State Fiscal Year: 2023

Number of Accepted Reports and allegations to DCF  
 Town: EAST HAVEN

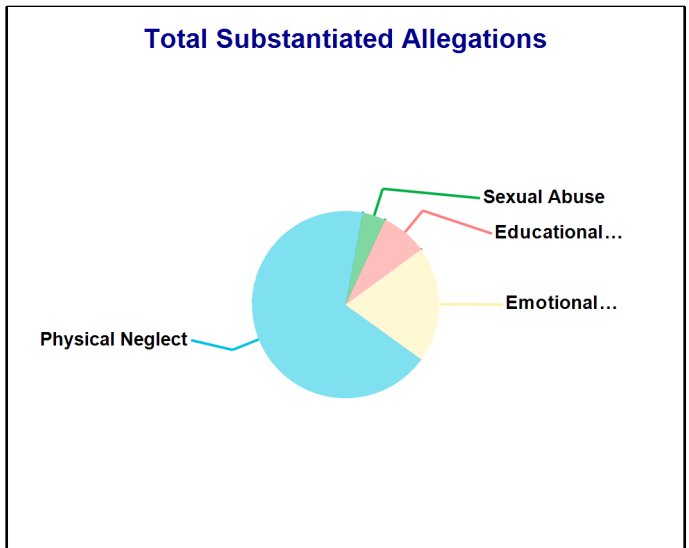
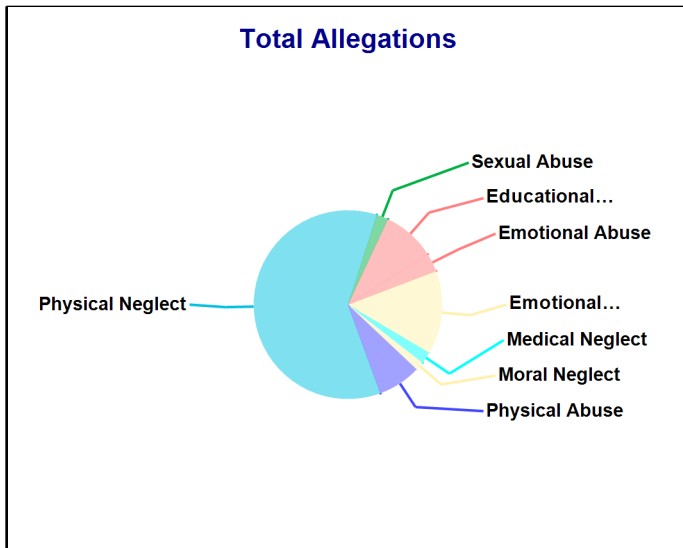
Accepted Reports: 276

Substantiated Reports: 26

Substantiation Rate: 9 %

Allegations	Total	Substantiated	Substantiation Rate
Physical Abuse	44	-	-
Educational Neglect	54	<=10	10 - 20 %
Emotional Neglect	85	15	18 %
High Risk Newborn	-	-	-
Medical Neglect	12	-	-
At Risk	-	-	-
Physical Neglect	360	51	14 %
Sexual Abuse	12	<=10	20 - 30 %
Emotional Abuse	19	-	-
Human_Trafficking	-	-	-
Moral Neglect	<=10	-	0 - 10 %
<b>Total Allegations</b>	<b>595</b>	<b>75</b>	<b>13 %</b>

Children Substantiated as Abuse/Neglect/Uncared for: 40



State of Connecticut  
 Department of Children and Families  
 Town Pages  
 State Fiscal Year: 2023

Number of Accepted Reports and allegations to DCF  
 Town: EAST LYME

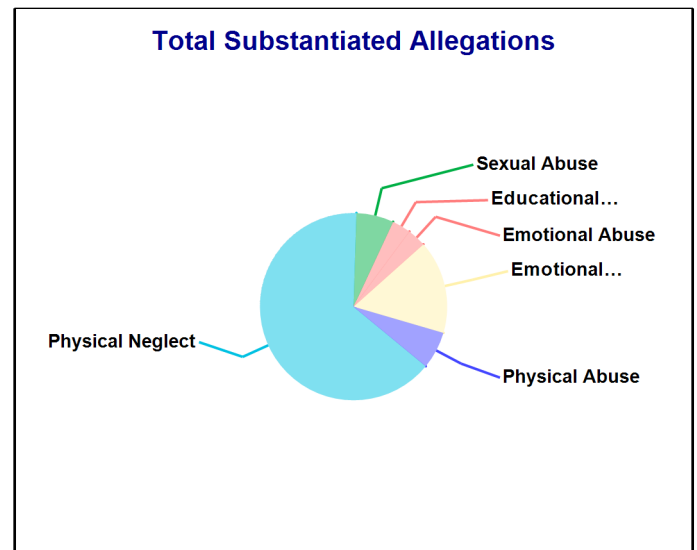
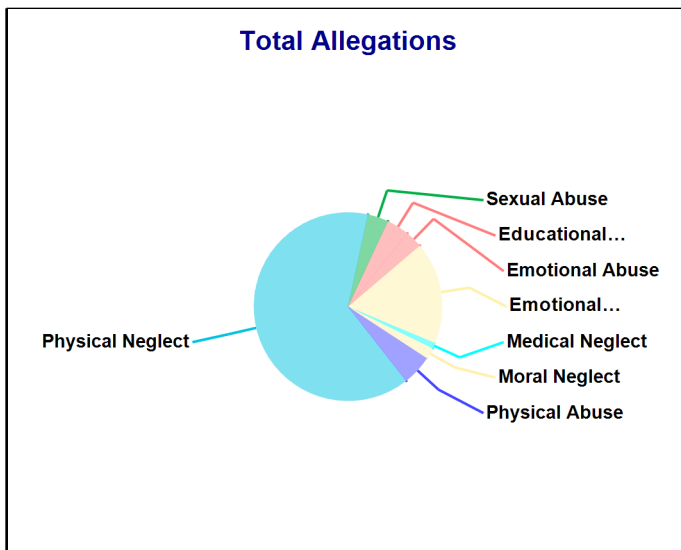
Accepted Reports: 125

Substantiated Reports: 19

Substantiation Rate: 15 %

Allegations	Total	Substantiated	Substantiation Rate
Physical Abuse	16	<=10	20 - 30 %
Educational Neglect	12	<=10	10 - 20 %
Emotional Neglect	54	<=10	10 - 20 %
High Risk Newborn	-	-	-
Medical Neglect	<=10	-	0 - 10 %
At Risk	-	-	-
Physical Neglect	197	40	20 %
Sexual Abuse	11	<=10	30 - 40 %
Emotional Abuse	<=10	<=10	20 - 30 %
Human_Trafficking	-	-	-
Moral Neglect	<=10	-	0 - 10 %
<b>Total Allegations</b>	<b>308</b>	<b>62</b>	<b>20 %</b>

Children Substantiated as Abuse/Neglect/Uncared for: 34



State of Connecticut  
 Department of Children and Families  
 Town Pages  
 State Fiscal Year: 2023

Number of Accepted Reports and allegations to DCF  
 Town: EAST WINDSOR

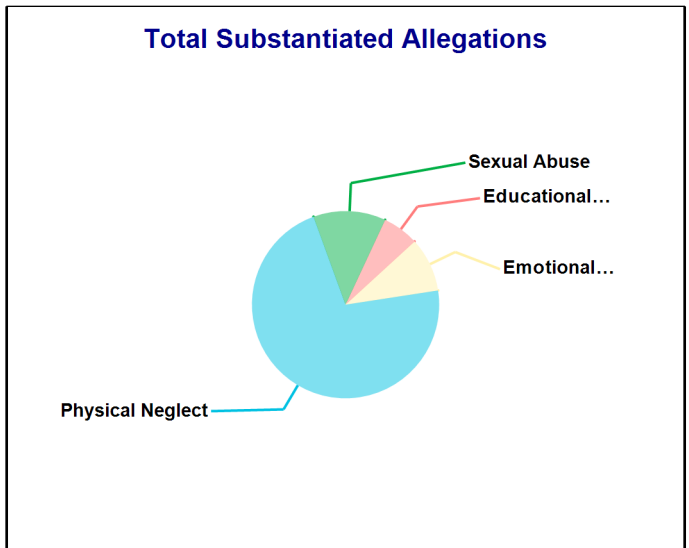
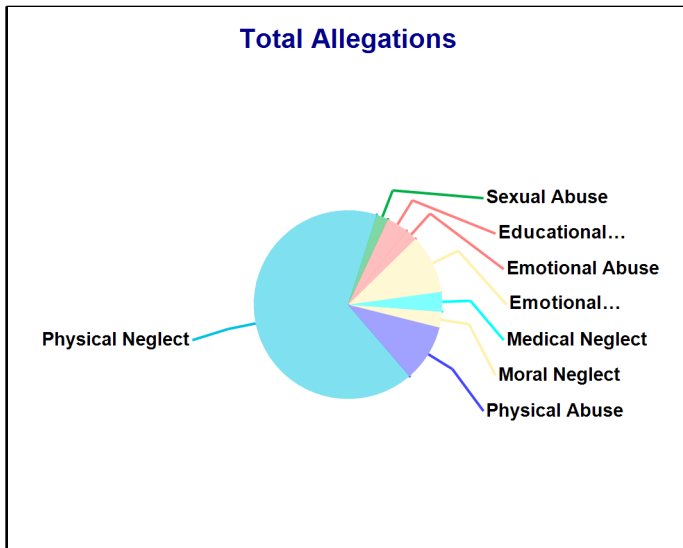
Accepted Reports: 129

Substantiated Reports: 12

Substantiation Rate: 9 %

Allegations	Total	Substantiated	Substantiation Rate
Physical Abuse	29	-	-
Educational Neglect	11	<=10	10 - 20 %
Emotional Neglect	30	<=10	0 - 10 %
High Risk Newborn	-	-	-
Medical Neglect	<=10	-	0 - 10 %
At Risk	-	-	-
Physical Neglect	196	23	12 %
Sexual Abuse	<=10	<=10	60 - 70 %
Emotional Abuse	<=10	-	0 - 10 %
Human_Trafficking	-	-	-
Moral Neglect	<=10	-	0 - 10 %
<b>Total Allegations</b>	<b>296</b>	<b>32</b>	<b>11 %</b>

Children Substantiated as Abuse/Neglect/Uncared for: 15



State of Connecticut  
 Department of Children and Families  
 Town Pages  
 State Fiscal Year: 2023

Number of Accepted Reports and allegations to DCF  
 Town: ENFIELD

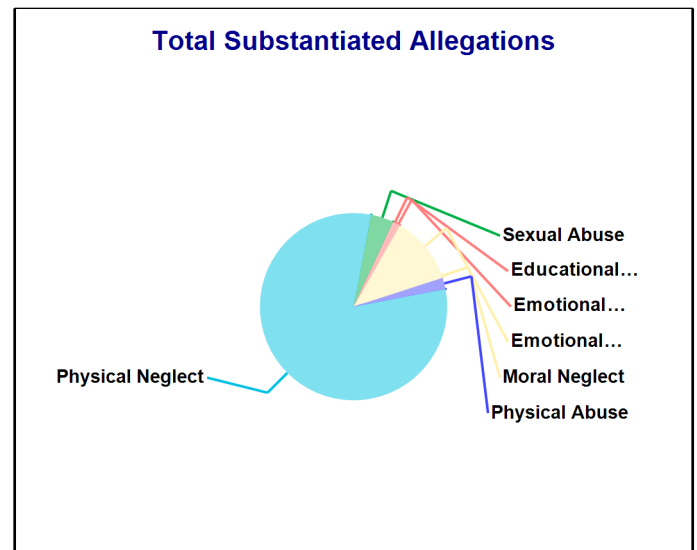
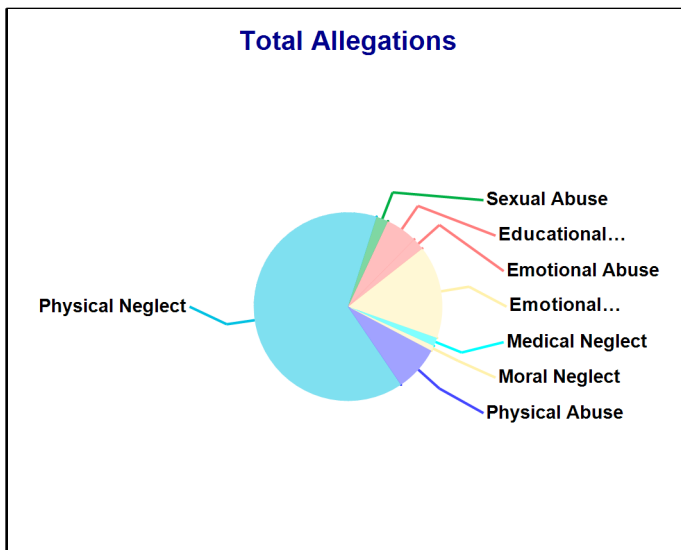
Accepted Reports: 375

Substantiated Reports: 36

Substantiation Rate: 10 %

Allegations	Total	Substantiated	Substantiation Rate
Physical Abuse	76	<=10	0 - 10 %
Educational Neglect	53	<=10	0 - 10 %
Emotional Neglect	156	17	11 %
High Risk Newborn	-	-	-
Medical Neglect	14	-	-
At Risk	-	-	-
Physical Neglect	629	124	20 %
Sexual Abuse	20	<=10	20 - 30 %
Emotional Abuse	20	<=10	0 - 10 %
Human_Trafficking	-	-	-
Moral Neglect	<=10	<=10	10 - 20 %
<b>Total Allegations</b>	<b>977</b>	<b>153</b>	<b>16 %</b>

Children Substantiated as Abuse/Neglect/Uncared for: 57



State of Connecticut  
 Department of Children and Families  
 Town Pages  
 State Fiscal Year: 2023

Number of Accepted Reports and allegations to DCF  
 Town: FAIRFIELD

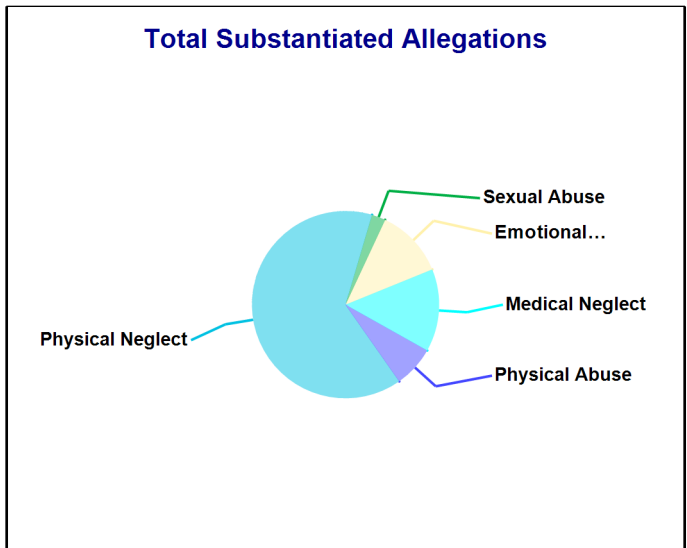
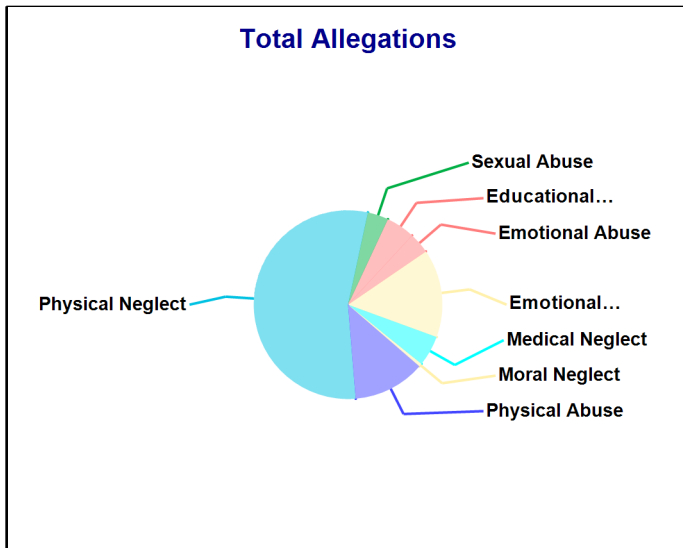
Accepted Reports: 172

Substantiated Reports: 21

Substantiation Rate: 12 %

Allegations	Total	Substantiated	Substantiation Rate
Physical Abuse	45	<=10	0 - 10 %
Educational Neglect	18	-	-
Emotional Neglect	55	<=10	0 - 10 %
High Risk Newborn	-	-	-
Medical Neglect	19	<=10	30 - 40 %
At Risk	-	-	-
Physical Neglect	199	27	14 %
Sexual Abuse	13	<=10	0 - 10 %
Emotional Abuse	13	-	-
Human_Trafficking	-	-	-
Moral Neglect	<=10	-	0 - 10 %
<b>Total Allegations</b>	<b>364</b>	<b>42</b>	<b>12 %</b>

Children Substantiated as Abuse/Neglect/Uncared for: 28



State of Connecticut  
 Department of Children and Families  
 Town Pages  
 State Fiscal Year: 2023

Number of Accepted Reports and allegations to DCF  
 Town: FARMINGTON

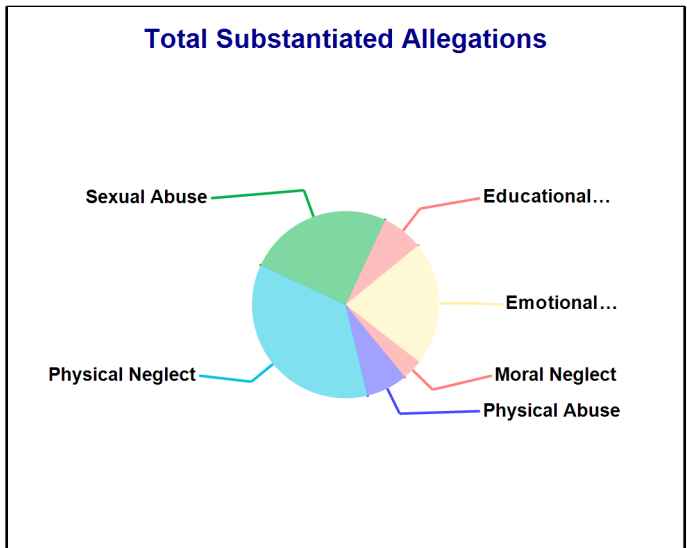
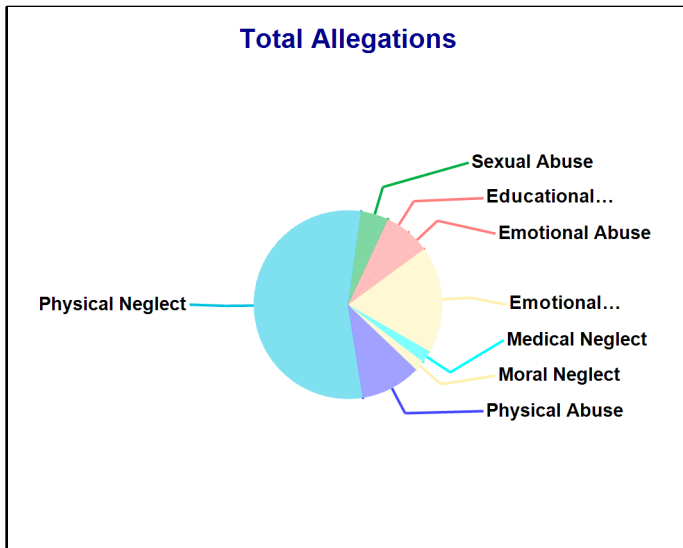
Accepted Reports: 143

Substantiated Reports: 13

Substantiation Rate: 9 %

Allegations	Total	Substantiated	Substantiation Rate
Physical Abuse	35	<=10	0 - 10 %
Educational Neglect	14	<=10	10 - 20 %
Emotional Neglect	62	<=10	0 - 10 %
High Risk Newborn	-	-	-
Medical Neglect	<=10	-	0 - 10 %
At Risk	-	-	-
Physical Neglect	185	<=10	0 - 10 %
Sexual Abuse	16	<=10	40 - 50 %
Emotional Abuse	13	-	-
Human_Trafficking	-	-	-
Moral Neglect	<=10	<=10	10 - 20 %
<b>Total Allegations</b>	<b>338</b>	<b>28</b>	<b>8 %</b>

Children Substantiated as Abuse/Neglect/Uncared for: 15



State of Connecticut  
 Department of Children and Families  
 Town Pages  
 State Fiscal Year: 2023

Number of Accepted Reports and allegations to DCF  
 Town: GLASTONBURY

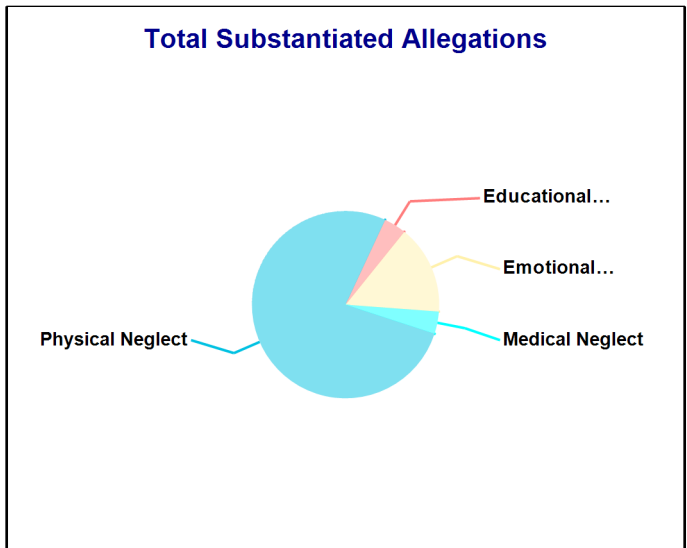
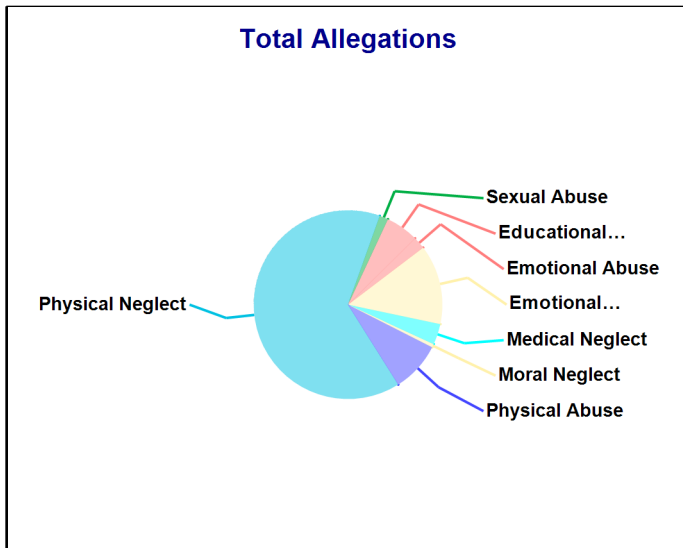
Accepted Reports: 163

Substantiated Reports: 11

Substantiation Rate: 7 %

Allegations	Total	Substantiated	Substantiation Rate
Physical Abuse	29	-	-
Educational Neglect	19	<=10	0 - 10 %
Emotional Neglect	46	<=10	0 - 10 %
High Risk Newborn	-	-	-
Medical Neglect	12	<=10	0 - 10 %
At Risk	-	-	-
Physical Neglect	217	20	9 %
Sexual Abuse	<=10	-	0 - 10 %
Emotional Abuse	<=10	-	0 - 10 %
Human_Trafficking	-	-	-
Moral Neglect	<=10	-	0 - 10 %
<b>Total Allegations</b>	<b>337</b>	<b>26</b>	<b>8 %</b>

Children Substantiated as Abuse/Neglect/Uncared for: 19





State of Connecticut  
 Department of Children and Families  
 Town Pages  
 State Fiscal Year: 2023

Number of Accepted Reports and allegations to DCF  
 Town: GREENWICH

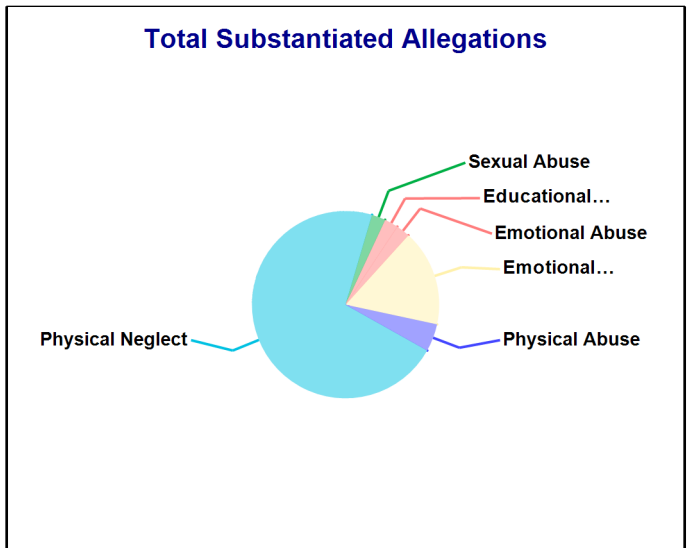
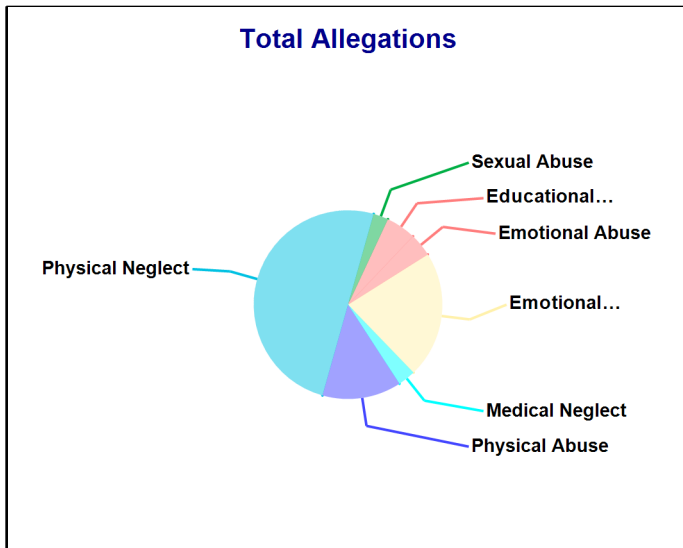
Accepted Reports: 192

Substantiated Reports: 20

Substantiation Rate: 10 %

Allegations	Total	Substantiated	Substantiation Rate
Physical Abuse	58	<=10	0 - 10 %
Educational Neglect	22	<=10	0 - 10 %
Emotional Neglect	93	<=10	0 - 10 %
High Risk Newborn	-	-	-
Medical Neglect	13	-	-
At Risk	-	-	-
Physical Neglect	214	30	14 %
Sexual Abuse	11	<=10	0 - 10 %
Emotional Abuse	17	<=10	0 - 10 %
Human_Trafficking	-	-	-
Moral Neglect	-	-	-
<b>Total Allegations</b>	<b>428</b>	<b>42</b>	<b>10 %</b>

Children Substantiated as Abuse/Neglect/Uncared for: 33



State of Connecticut  
 Department of Children and Families  
 Town Pages  
 State Fiscal Year: 2023

Number of Accepted Reports and allegations to DCF  
 Town: GRISWOLD

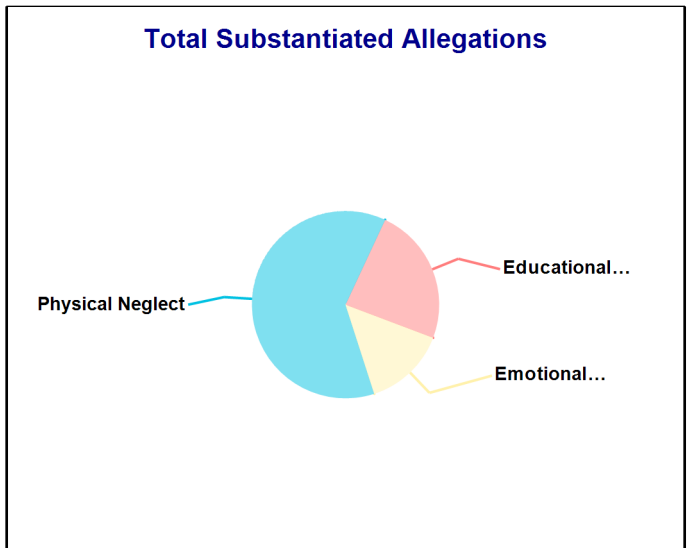
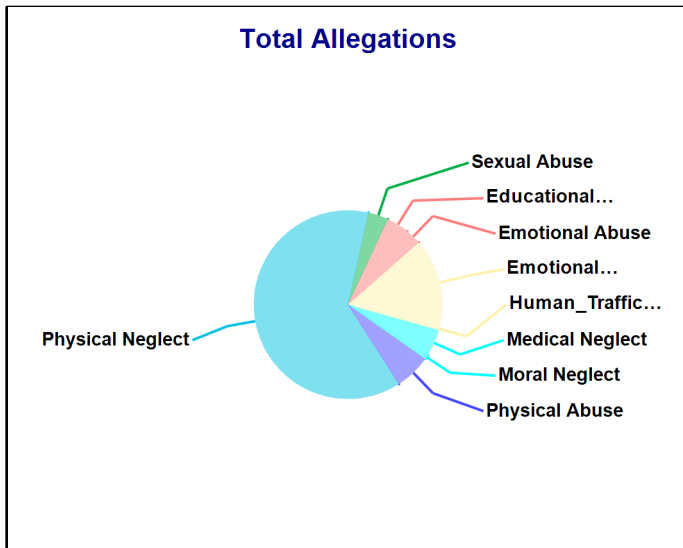
Accepted Reports: 114

Substantiated Reports: 11

Substantiation Rate: 10 %

Allegations	Total	Substantiated	Substantiation Rate
Physical Abuse	16	-	-
Educational Neglect	<=10	<=10	40 - 50 %
Emotional Neglect	40	<=10	0 - 10 %
High Risk Newborn	-	-	-
Medical Neglect	12	-	-
At Risk	-	-	-
Physical Neglect	162	13	8 %
Sexual Abuse	<=10	-	0 - 10 %
Emotional Abuse	<=10	-	0 - 10 %
Human_Trafficking	<=10	-	0 - 10 %
Moral Neglect	<=10	-	0 - 10 %
<b>Total Allegations</b>	<b>259</b>	<b>21</b>	<b>8 %</b>

Children Substantiated as Abuse/Neglect/Uncared for: 14



State of Connecticut  
 Department of Children and Families  
 Town Pages  
 State Fiscal Year: 2023

Number of Accepted Reports and allegations to DCF  
 Town: GROTON

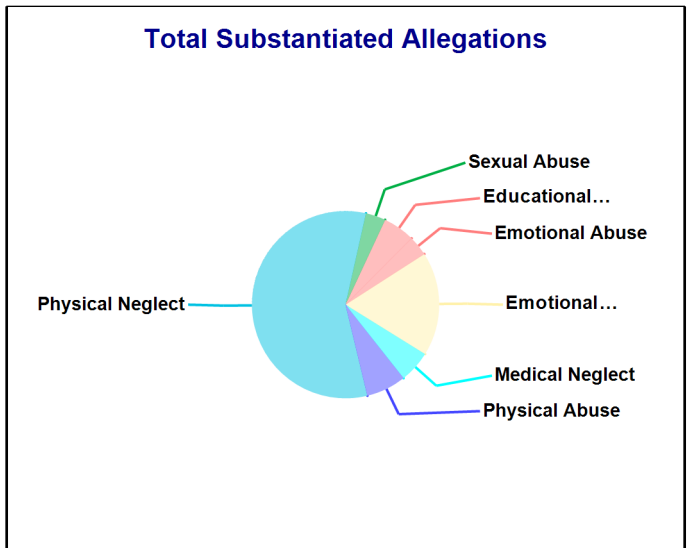
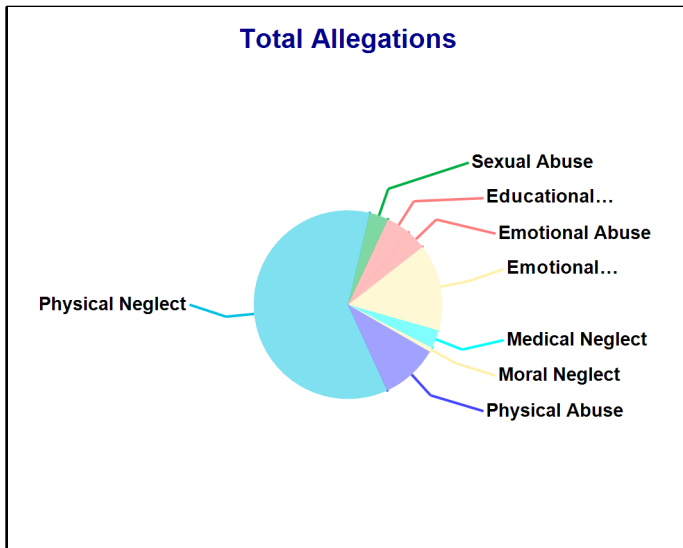
Accepted Reports: 344

Substantiated Reports: 48

Substantiation Rate: 14 %

Allegations	Total	Substantiated	Substantiation Rate
Physical Abuse	76	<=10	10 - 20 %
Educational Neglect	32	<=10	20 - 30 %
Emotional Neglect	115	26	23 %
High Risk Newborn	-	-	-
Medical Neglect	24	<=10	30 - 40 %
At Risk	-	-	-
Physical Neglect	466	83	18 %
Sexual Abuse	25	<=10	10 - 20 %
Emotional Abuse	26	<=10	10 - 20 %
Human_Trafficking	-	-	-
Moral Neglect	<=10	-	0 - 10 %
<b>Total Allegations</b>	<b>770</b>	<b>145</b>	<b>19 %</b>

Children Substantiated as Abuse/Neglect/Uncared for: 65



State of Connecticut  
 Department of Children and Families  
 Town Pages  
 State Fiscal Year: 2023

Number of Accepted Reports and allegations to DCF  
 Town: HAMDEN

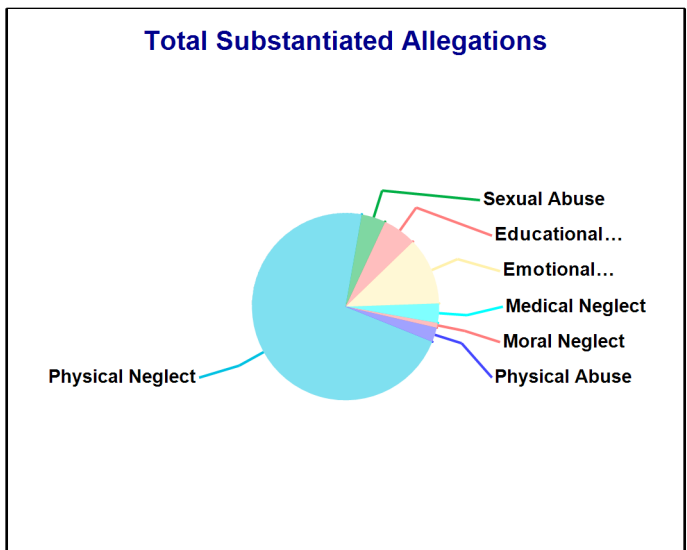
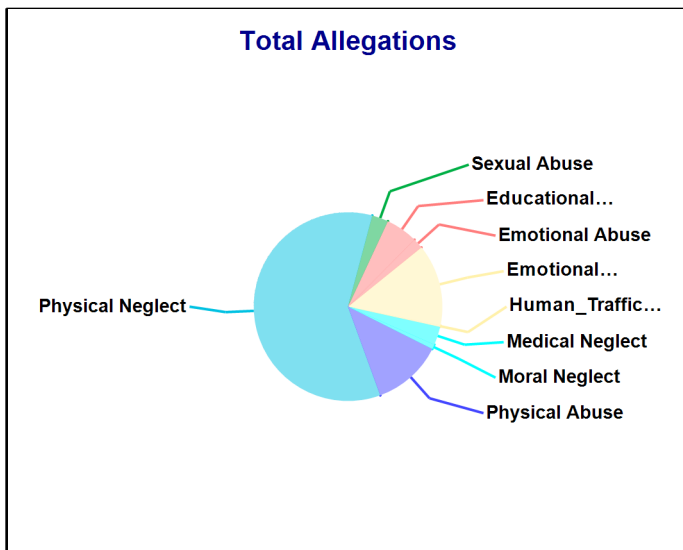
Accepted Reports: 411

Substantiated Reports: 51

Substantiation Rate: 12 %

Allegations	Total	Substantiated	Substantiation Rate
Physical Abuse	103	<=10	0 - 10 %
Educational Neglect	47	<=10	10 - 20 %
Emotional Neglect	120	14	12 %
High Risk Newborn	-	-	-
Medical Neglect	27	<=10	10 - 20 %
At Risk	-	-	-
Physical Neglect	511	86	17 %
Sexual Abuse	24	<=10	20 - 30 %
Emotional Abuse	15	-	-
Human_Trafficking	<=10	-	0 - 10 %
Moral Neglect	<=10	<=10	10 - 20 %
<b>Total Allegations</b>	<b>856</b>	<b>120</b>	<b>14 %</b>

Children Substantiated as Abuse/Neglect/Uncared for: 75



State of Connecticut  
 Department of Children and Families  
 Town Pages  
 State Fiscal Year: 2023

Number of Accepted Reports and allegations to DCF  
 Town: HARTFORD

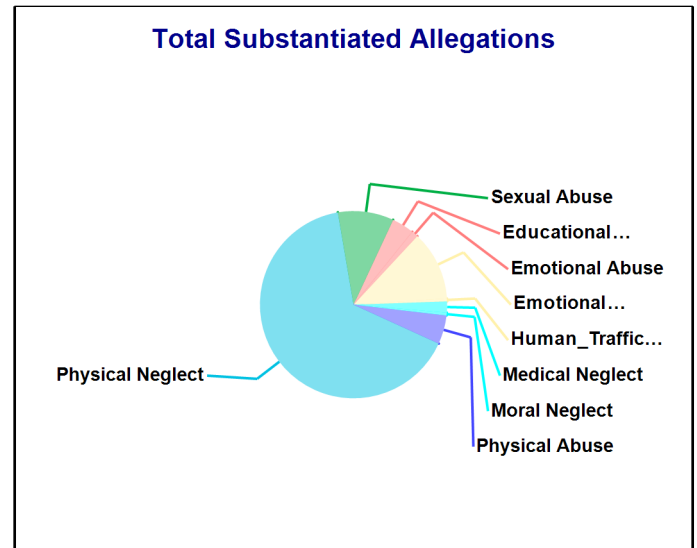
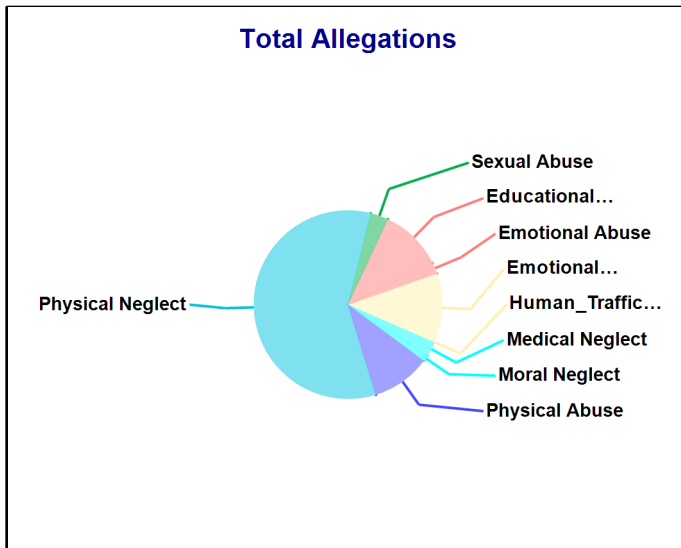
Accepted Reports: 2,747

Substantiated Reports: 249

Substantiation Rate: 9 %

Allegations	Total	Substantiated	Substantiation Rate
Physical Abuse	572	31	5 %
Educational Neglect	610	24	4 %
Emotional Neglect	669	75	11 %
High Risk Newborn	-	-	-
Medical Neglect	143	12	8 %
At Risk	-	-	-
Physical Neglect	3,319	408	12 %
Sexual Abuse	175	60	34 %
Emotional Abuse	110	<=10	0 - 10 %
Human_Trafficking	<=10	<=10	70 - 80 %
Moral Neglect	60	<=10	0 - 10 %
<b>Total Allegations</b>	<b>5,662</b>	<b>623</b>	<b>11 %</b>

Children Substantiated as Abuse/Neglect/Uncared for: 359



State of Connecticut  
 Department of Children and Families  
 Town Pages  
 State Fiscal Year: 2023

Number of Accepted Reports and allegations to DCF  
 Town: KILLINGLY


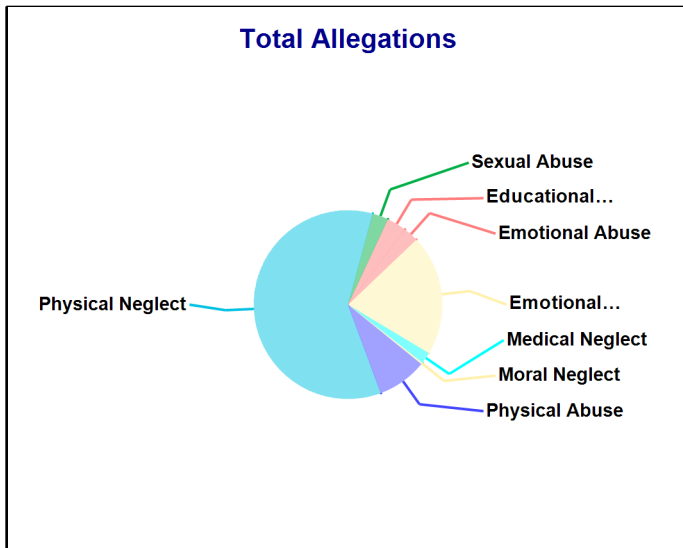
Accepted Reports: 245

Substantiated Reports: 27

Substantiation Rate: 11 %

Allegations	Total	Substantiated	Substantiation Rate
Physical Abuse	53	<=10	0 - 10 %
Educational Neglect	21	<=10	10 - 20 %
Emotional Neglect	129	29	22 %
High Risk Newborn	-	-	-
Medical Neglect	12	-	-
At Risk	-	-	-
Physical Neglect	373	44	12 %
Sexual Abuse	17	<=10	10 - 20 %
Emotional Abuse	16	<=10	10 - 20 %
Human_Trafficking	-	-	-
Moral Neglect	<=10	-	0 - 10 %
<b>Total Allegations</b>	<b>623</b>	<b>84</b>	<b>13 %</b>

Children Substantiated as Abuse/Neglect/Uncared for: 44



State of Connecticut  
 Department of Children and Families  
 Town Pages  
 State Fiscal Year: 2023

Number of Accepted Reports and allegations to DCF  
 Town: LEDYARD


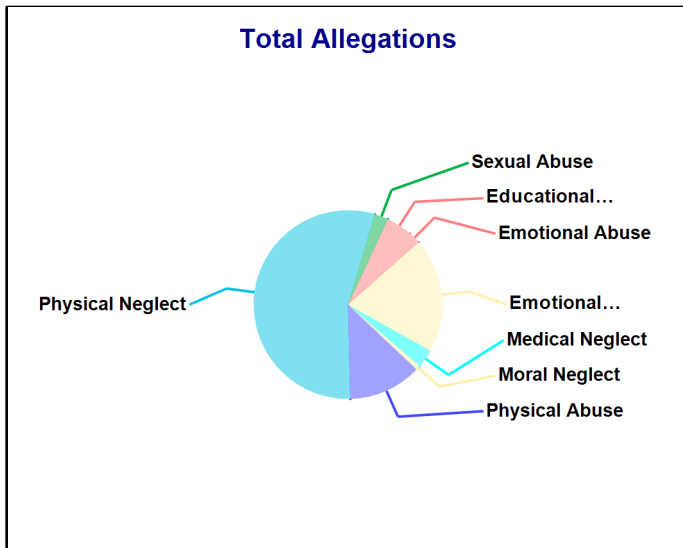
Accepted Reports: 127

Substantiated Reports: 14

Substantiation Rate: 11 %

Allegations	Total	Substantiated	Substantiation Rate
Physical Abuse	48	<=10	0 - 10 %
Educational Neglect	17	<=10	20 - 30 %
Emotional Neglect	75	17	23 %
High Risk Newborn	-	-	-
Medical Neglect	12	<=10	10 - 20 %
At Risk	-	-	-
Physical Neglect	210	48	23 %
Sexual Abuse	<=10	-	0 - 10 %
Emotional Abuse	<=10	-	0 - 10 %
Human_Trafficking	-	-	-
Moral Neglect	<=10	-	0 - 10 %
<b>Total Allegations</b>	<b>382</b>	<b>73</b>	<b>19 %</b>

Children Substantiated as Abuse/Neglect/Uncared for: 22



State of Connecticut  
 Department of Children and Families  
 Town Pages  
 State Fiscal Year: 2023

Number of Accepted Reports and allegations to DCF  
 Town: MANCHESTER

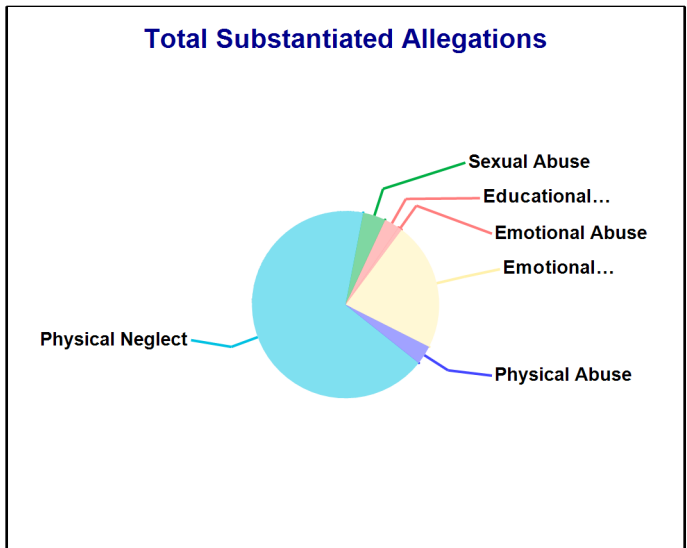
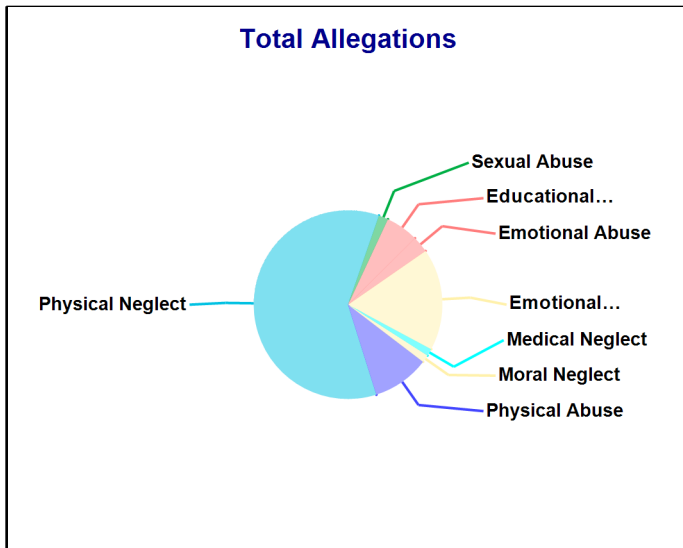
Accepted Reports: 701

Substantiated Reports: 65

Substantiation Rate: 9 %

Allegations	Total	Substantiated	Substantiation Rate
Physical Abuse	150	<=10	0 - 10 %
Educational Neglect	86	<=10	0 - 10 %
Emotional Neglect	268	34	13 %
High Risk Newborn	-	-	-
Medical Neglect	19	-	-
At Risk	-	-	-
Physical Neglect	923	103	11 %
Sexual Abuse	25	<=10	20 - 30 %
Emotional Abuse	43	<=10	0 - 10 %
Human_Trafficking	-	-	-
Moral Neglect	20	-	-
<b>Total Allegations</b>	<b>1,534</b>	<b>153</b>	<b>10 %</b>

Children Substantiated as Abuse/Neglect/Uncared for: 92





State of Connecticut  
 Department of Children and Families  
 Town Pages  
 State Fiscal Year: 2023

Number of Accepted Reports and allegations to DCF  
 Town: MANSFIELD

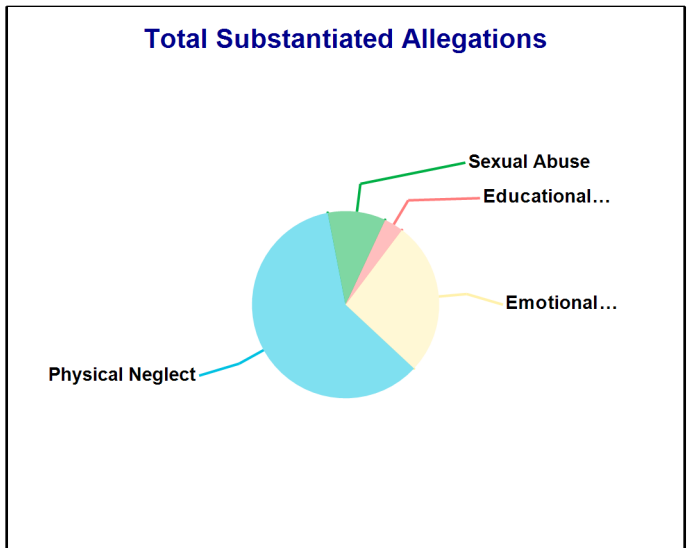
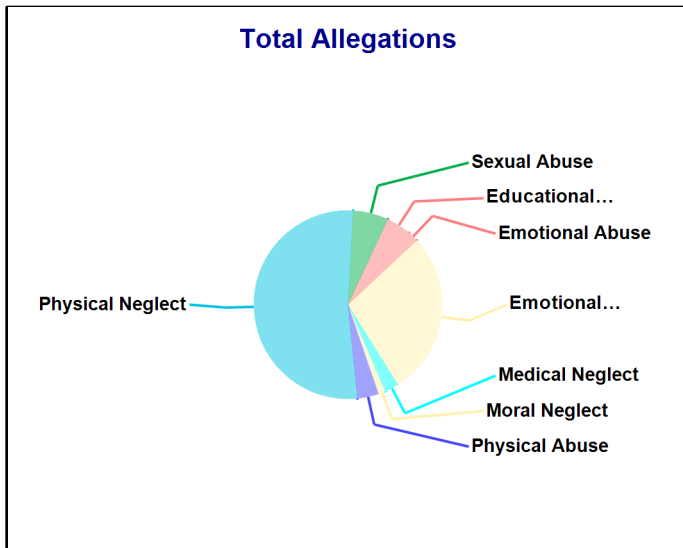
Accepted Reports: 67

Substantiated Reports: 8

Substantiation Rate: 12 %

Allegations	Total	Substantiated	Substantiation Rate
Physical Abuse	<=10	-	0 - 10 %
Educational Neglect	<=10	<=10	10 - 20 %
Emotional Neglect	46	<=10	10 - 20 %
High Risk Newborn	-	-	-
Medical Neglect	<=10	-	0 - 10 %
At Risk	-	-	-
Physical Neglect	86	18	21 %
Sexual Abuse	<=10	<=10	20 - 30 %
Emotional Abuse	<=10	-	0 - 10 %
Human_Trafficking	-	-	-
Moral Neglect	<=10	-	0 - 10 %
<b>Total Allegations</b>	<b>164</b>	<b>30</b>	<b>18 %</b>

Children Substantiated as Abuse/Neglect/Uncared for: 16



State of Connecticut  
 Department of Children and Families  
 Town Pages  
 State Fiscal Year: 2023

Number of Accepted Reports and allegations to DCF  
 Town: MERIDEN

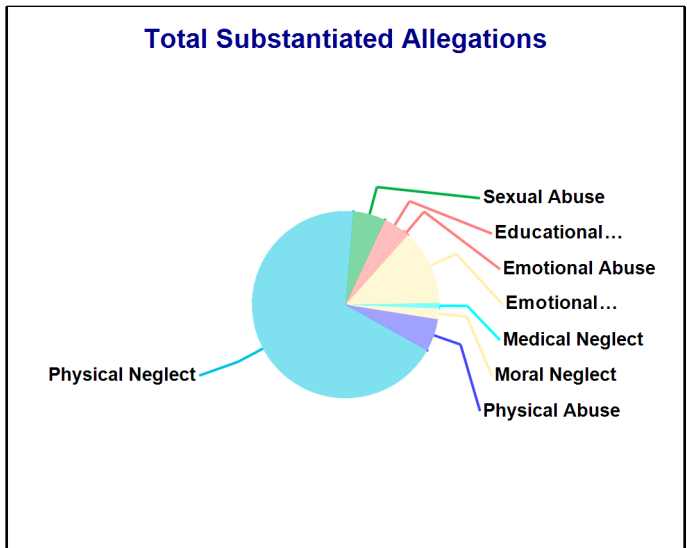
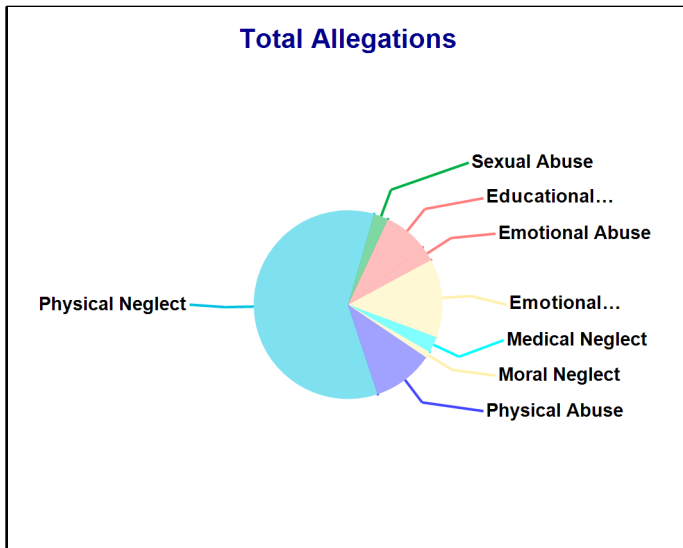
Accepted Reports: 934

Substantiated Reports: 54

Substantiation Rate: 6 %

Allegations	Total	Substantiated	Substantiation Rate
Physical Abuse	201	<=10	0 - 10 %
Educational Neglect	147	<=10	0 - 10 %
Emotional Neglect	259	14	5 %
High Risk Newborn	-	-	-
Medical Neglect	53	<=10	0 - 10 %
At Risk	-	-	-
Physical Neglect	1,145	73	6 %
Sexual Abuse	48	<=10	10 - 20 %
Emotional Abuse	49	<=10	0 - 10 %
Human_Trafficking	-	-	-
Moral Neglect	21	<=10	0 - 10 %
<b>Total Allegations</b>	<b>1,923</b>	<b>107</b>	<b>6 %</b>

Children Substantiated as Abuse/Neglect/Uncared for: 65



State of Connecticut  
 Department of Children and Families  
 Town Pages  
 State Fiscal Year: 2023

Number of Accepted Reports and allegations to DCF  
 Town: MIDDLETOWN

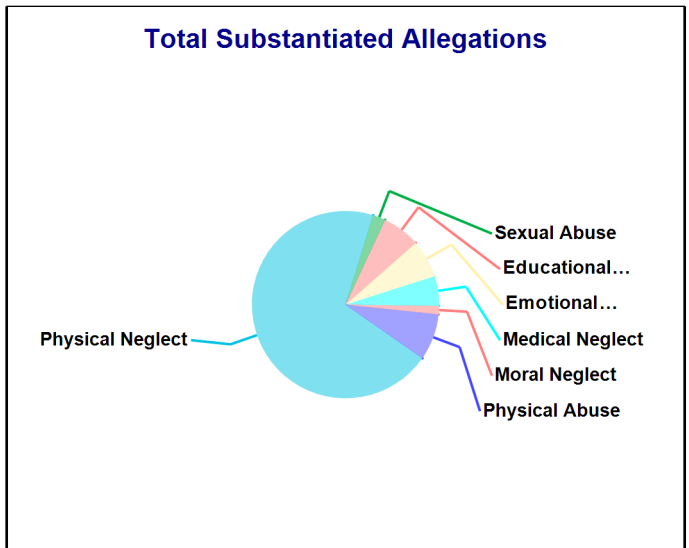
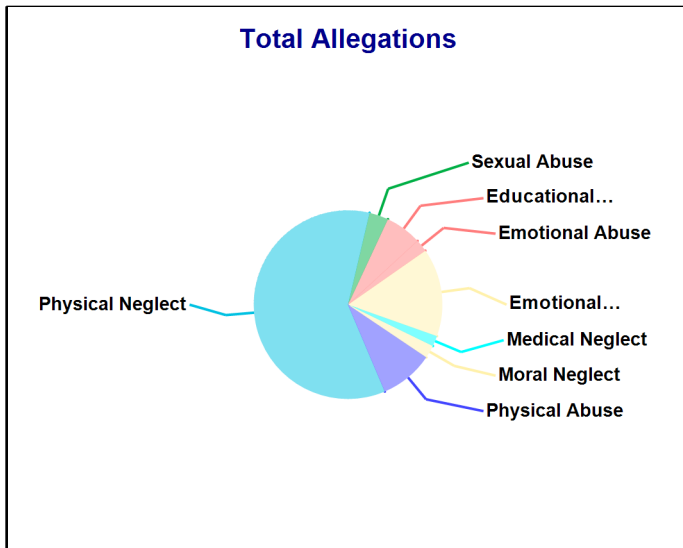
Accepted Reports: 434

Substantiated Reports: 51

Substantiation Rate: 12 %

Allegations	Total	Substantiated	Substantiation Rate
Physical Abuse	87	11	13 %
Educational Neglect	59	<=10	10 - 20 %
Emotional Neglect	143	<=10	0 - 10 %
High Risk Newborn	-	-	-
Medical Neglect	17	<=10	40 - 50 %
At Risk	-	-	-
Physical Neglect	568	96	17 %
Sexual Abuse	31	<=10	0 - 10 %
Emotional Abuse	20	-	-
Human_Trafficking	-	-	-
Moral Neglect	21	<=10	0 - 10 %
<b>Total Allegations</b>	<b>946</b>	<b>137</b>	<b>14 %</b>

Children Substantiated as Abuse/Neglect/Uncared for: 73



State of Connecticut  
 Department of Children and Families  
 Town Pages  
 State Fiscal Year: 2023

Number of Accepted Reports and allegations to DCF  
 Town: MILFORD


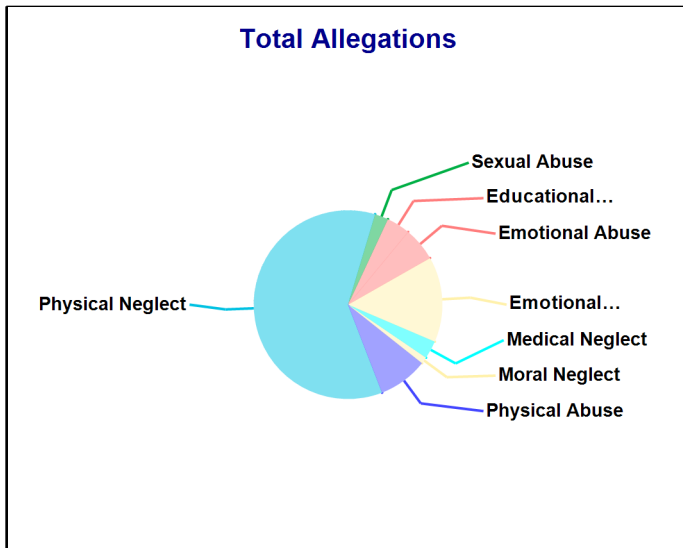
Accepted Reports: 247

Substantiated Reports: 20

Substantiation Rate: 8 %

Allegations	Total	Substantiated	Substantiation Rate
Physical Abuse	44	<=10	0 - 10 %
Educational Neglect	21	<=10	0 - 10 %
Emotional Neglect	76	15	20 %
High Risk Newborn	-	-	-
Medical Neglect	16	-	-
At Risk	-	-	-
Physical Neglect	314	29	9 %
Sexual Abuse	12	<=10	10 - 20 %
Emotional Abuse	30	<=10	10 - 20 %
Human_Trafficking	-	-	-
Moral Neglect	<=10	<=10	10 - 20 %
<b>Total Allegations</b>	<b>519</b>	<b>56</b>	<b>11 %</b>

Children Substantiated as Abuse/Neglect/Uncared for: 25



State of Connecticut  
 Department of Children and Families  
 Town Pages  
 State Fiscal Year: 2023

Number of Accepted Reports and allegations to DCF  
 Town: MONROE

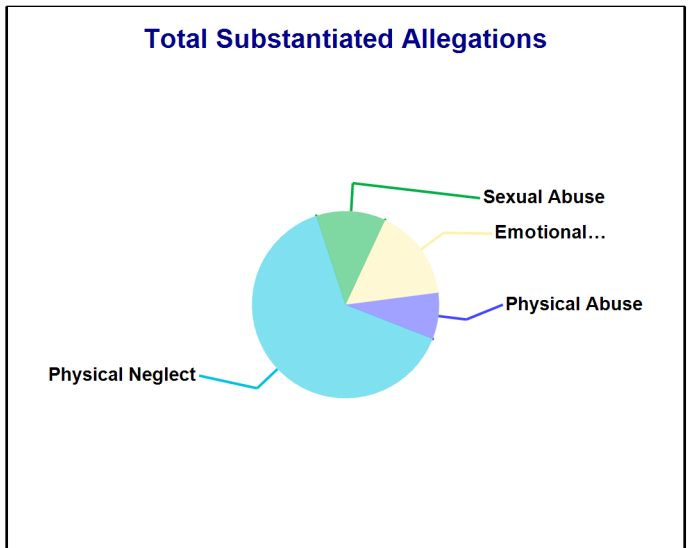
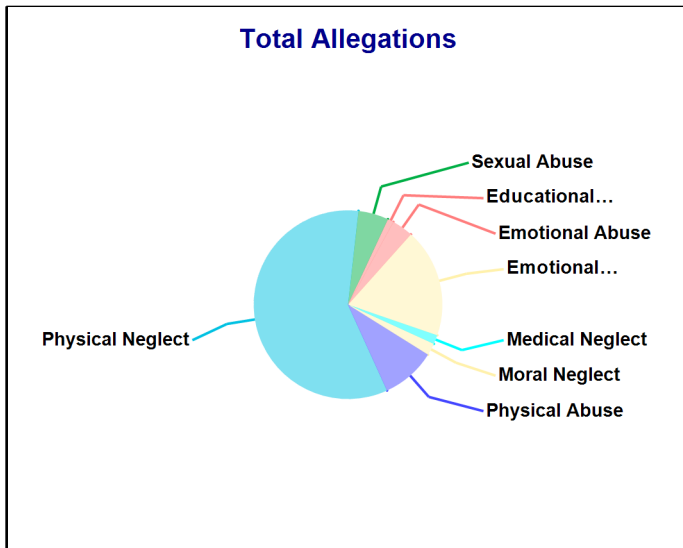
Accepted Reports: 78

Substantiated Reports: 8

Substantiation Rate: 10 %

Allegations	Total	Substantiated	Substantiation Rate
Physical Abuse	18	<=10	10 - 20 %
Educational Neglect	<=10	-	0 - 10 %
Emotional Neglect	36	<=10	10 - 20 %
High Risk Newborn	-	-	-
Medical Neglect	<=10	-	0 - 10 %
At Risk	-	-	-
Physical Neglect	113	16	14 %
Sexual Abuse	<=10	<=10	20 - 30 %
Emotional Abuse	<=10	-	0 - 10 %
Human_Trafficking	-	-	-
Moral Neglect	<=10	-	0 - 10 %
<b>Total Allegations</b>	<b>193</b>	<b>25</b>	<b>13 %</b>

Children Substantiated as Abuse/Neglect/Uncared for: 12



State of Connecticut  
 Department of Children and Families  
 Town Pages  
 State Fiscal Year: 2023

Number of Accepted Reports and allegations to DCF  
 Town: MONTVILLE

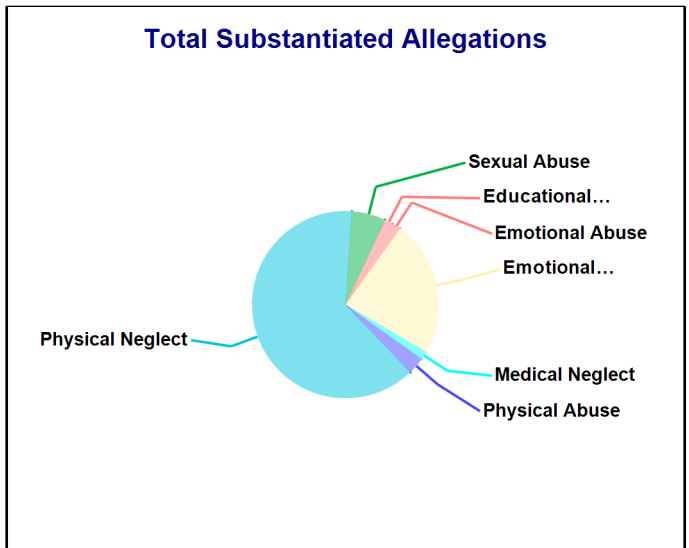
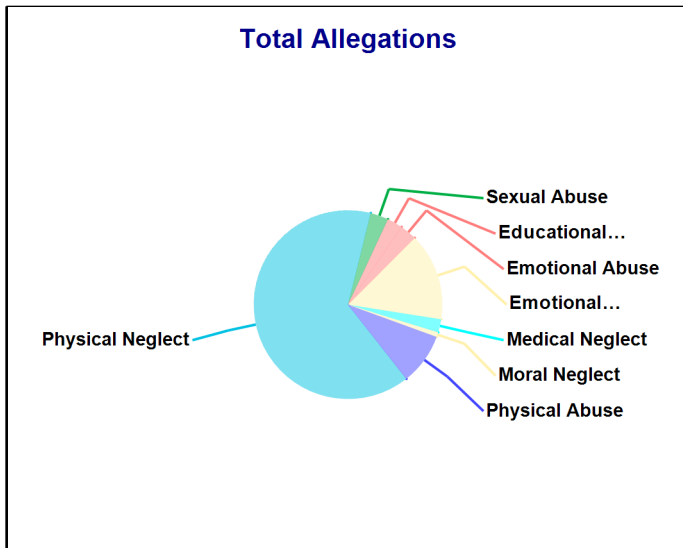
Accepted Reports: 202

Substantiated Reports: 24

Substantiation Rate: 12 %

Allegations	Total	Substantiated	Substantiation Rate
Physical Abuse	43	<=10	0 - 10 %
Educational Neglect	13	<=10	0 - 10 %
Emotional Neglect	73	16	22 %
High Risk Newborn	-	-	-
Medical Neglect	11	<=10	0 - 10 %
At Risk	-	-	-
Physical Neglect	314	43	14 %
Sexual Abuse	15	<=10	20 - 30 %
Emotional Abuse	14	<=10	0 - 10 %
Human_Trafficking	-	-	-
Moral Neglect	<=10	-	0 - 10 %
<b>Total Allegations</b>	<b>487</b>	<b>68</b>	<b>14 %</b>

Children Substantiated as Abuse/Neglect/Uncared for: 28



State of Connecticut  
 Department of Children and Families  
 Town Pages  
 State Fiscal Year: 2023

Number of Accepted Reports and allegations to DCF  
 Town: NAUGATUCK

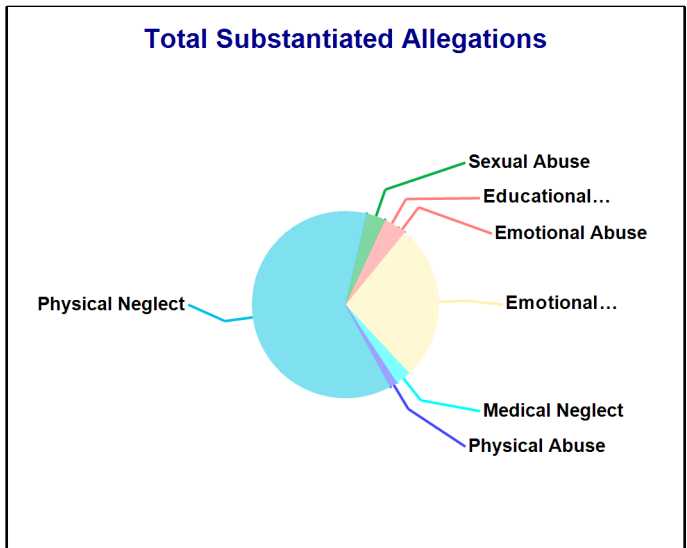
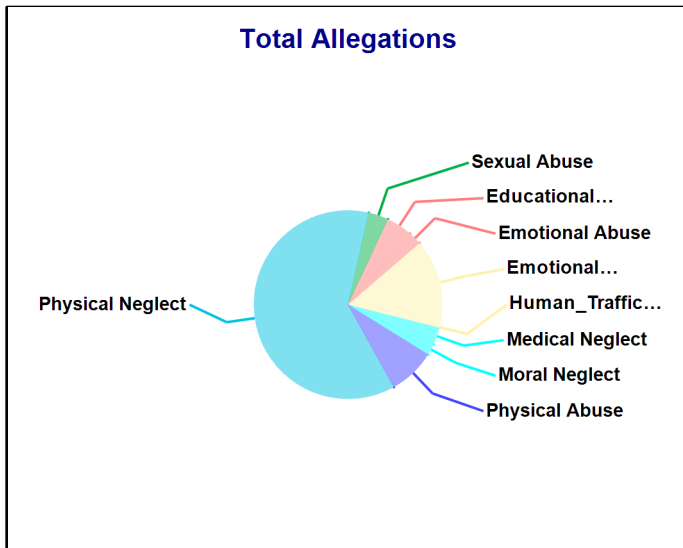
Accepted Reports: 288

Substantiated Reports: 34

Substantiation Rate: 12 %

Allegations	Total	Substantiated	Substantiation Rate
Physical Abuse	54	<=10	0 - 10 %
Educational Neglect	30	<=10	10 - 20 %
Emotional Neglect	101	41	41 %
High Risk Newborn	-	-	-
Medical Neglect	20	<=10	10 - 20 %
At Risk	-	-	-
Physical Neglect	412	93	23 %
Sexual Abuse	23	<=10	20 - 30 %
Emotional Abuse	15	<=10	10 - 20 %
Human_Trafficking	<=10	-	0 - 10 %
Moral Neglect	13	-	-
<b>Total Allegations</b>	<b>669</b>	<b>151</b>	<b>23 %</b>

Children Substantiated as Abuse/Neglect/Uncared for: 47



State of Connecticut  
 Department of Children and Families  
 Town Pages  
 State Fiscal Year: 2023

Number of Accepted Reports and allegations to DCF  
 Town: NEW BRITAIN

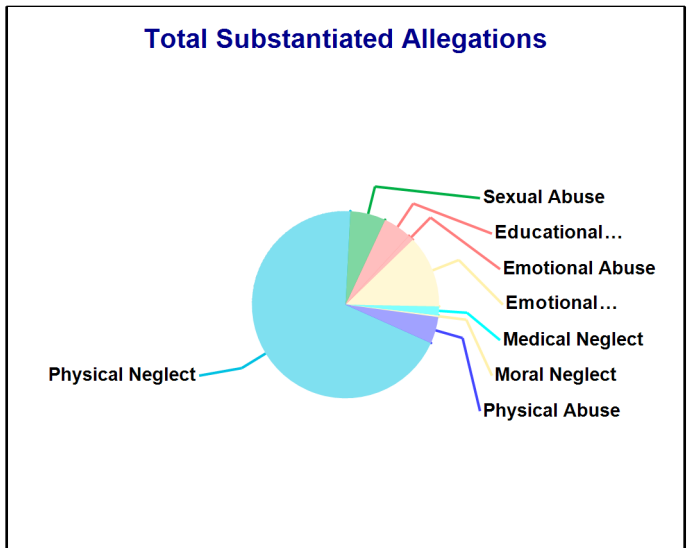
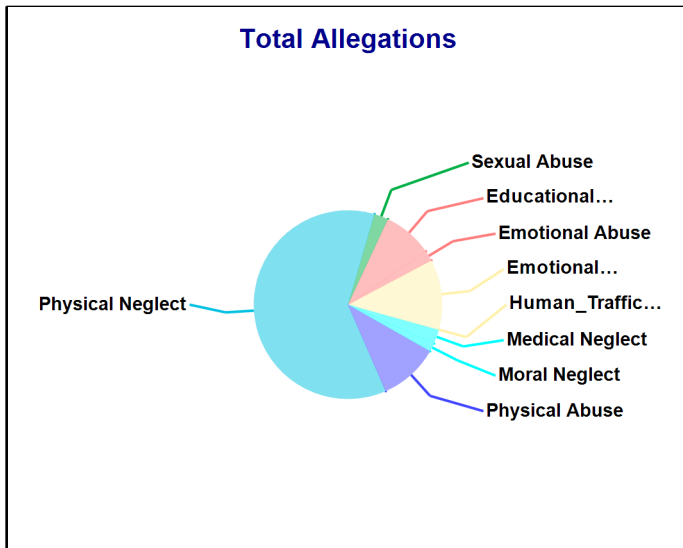
Accepted Reports: 1,206

Substantiated Reports: 132

Substantiation Rate: 11 %

Allegations	Total	Substantiated	Substantiation Rate
Physical Abuse	254	15	6 %
Educational Neglect	211	16	8 %
Emotional Neglect	297	41	14 %
High Risk Newborn	-	-	-
Medical Neglect	61	<=10	0 - 10 %
At Risk	-	-	-
Physical Neglect	1,513	226	15 %
Sexual Abuse	60	20	33 %
Emotional Abuse	44	<=10	0 - 10 %
Human_Trafficking	<=10	-	0 - 10 %
Moral Neglect	36	<=10	0 - 10 %
<b>Total Allegations</b>	<b>2,478</b>	<b>327</b>	<b>13 %</b>

Children Substantiated as Abuse/Neglect/Uncared for: 183





State of Connecticut  
 Department of Children and Families  
 Town Pages  
 State Fiscal Year: 2023

Number of Accepted Reports and allegations to DCF  
 Town: NEW FAIRFIELD

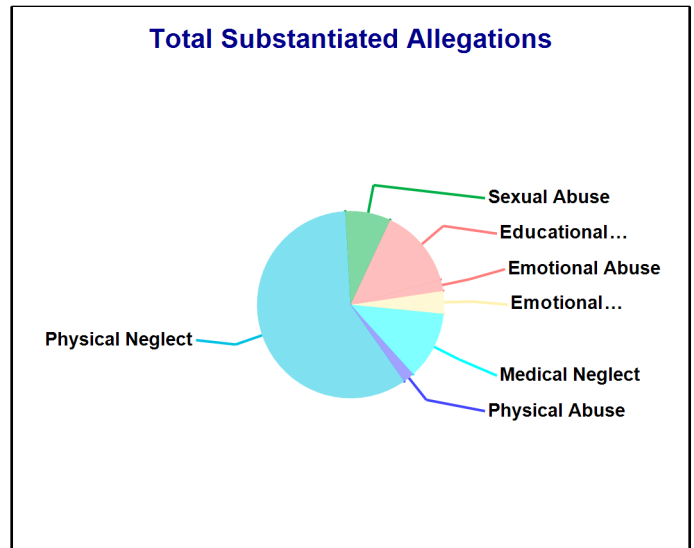
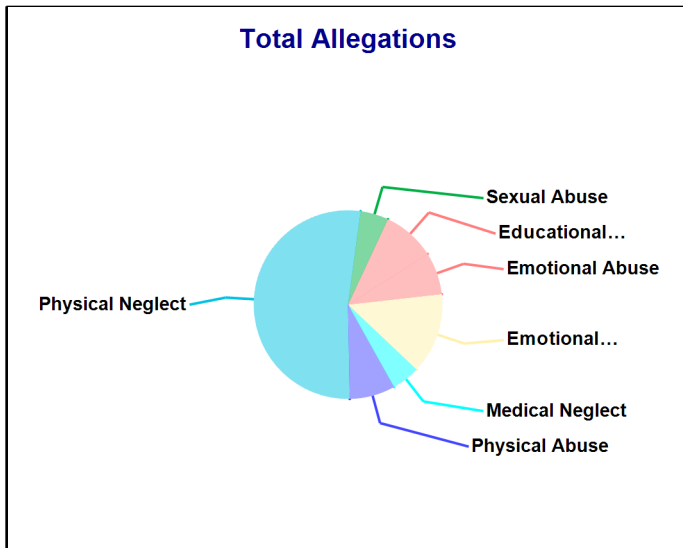
Accepted Reports: 61

Substantiated Reports: 15

Substantiation Rate: 25 %

Allegations	Total	Substantiated	Substantiation Rate
Physical Abuse	13	<=10	0 - 10 %
Educational Neglect	15	<=10	40 - 50 %
Emotional Neglect	23	<=10	0 - 10 %
High Risk Newborn	-	-	-
Medical Neglect	<=10	<=10	70 - 80 %
At Risk	-	-	-
Physical Neglect	87	30	34 %
Sexual Abuse	<=10	<=10	40 - 50 %
Emotional Abuse	12	<=10	0 - 10 %
Human_Trafficking	-	-	-
Moral Neglect	-	-	-
<b>Total Allegations</b>	<b>166</b>	<b>51</b>	<b>31 %</b>

Children Substantiated as Abuse/Neglect/Uncared for: 22



State of Connecticut  
 Department of Children and Families  
 Town Pages  
 State Fiscal Year: 2023

Number of Accepted Reports and allegations to DCF  
 Town: NEW HAVEN

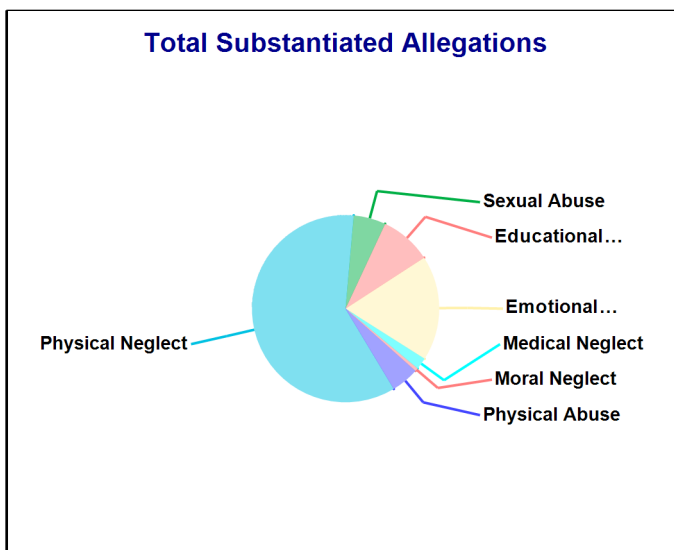
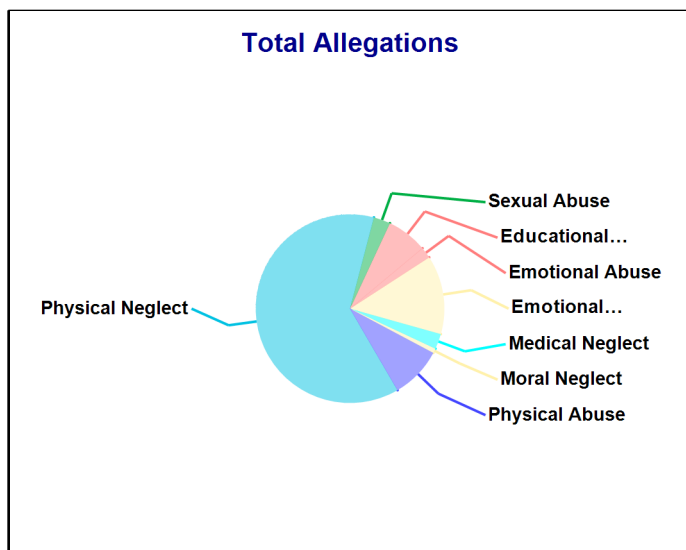
Accepted Reports: 1,993

Substantiated Reports: 251

Substantiation Rate: 13 %

Allegations	Total	Substantiated	Substantiation Rate
Physical Abuse	384	26	7 %
Educational Neglect	304	48	16 %
Emotional Neglect	587	98	17 %
High Risk Newborn	-	-	-
Medical Neglect	114	11	10 %
At Risk	-	-	-
Physical Neglect	2,716	324	12 %
Sexual Abuse	125	30	24 %
Emotional Abuse	83	-	-
Human_Trafficking	-	-	-
Moral Neglect	35	<=10	0 - 10 %
<b>Total Allegations</b>	<b>4,348</b>	<b>540</b>	<b>12 %</b>

Children Substantiated as Abuse/Neglect/Uncared for: 344



State of Connecticut  
 Department of Children and Families  
 Town Pages  
 State Fiscal Year: 2023

Number of Accepted Reports and allegations to DCF  
 Town: NEW LONDON

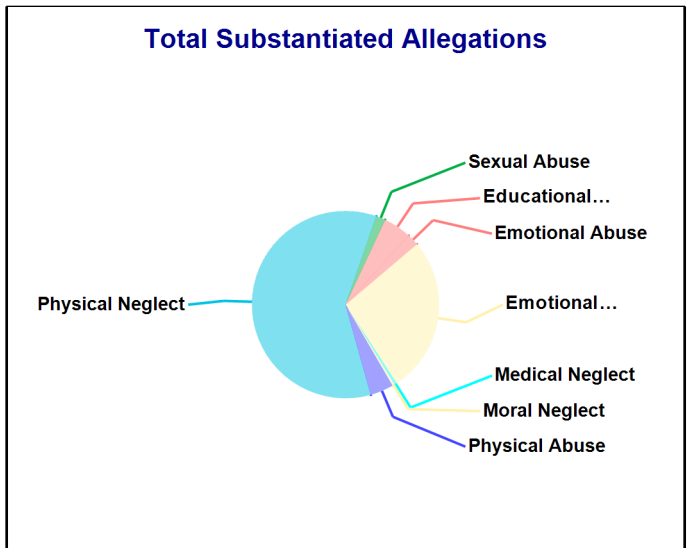
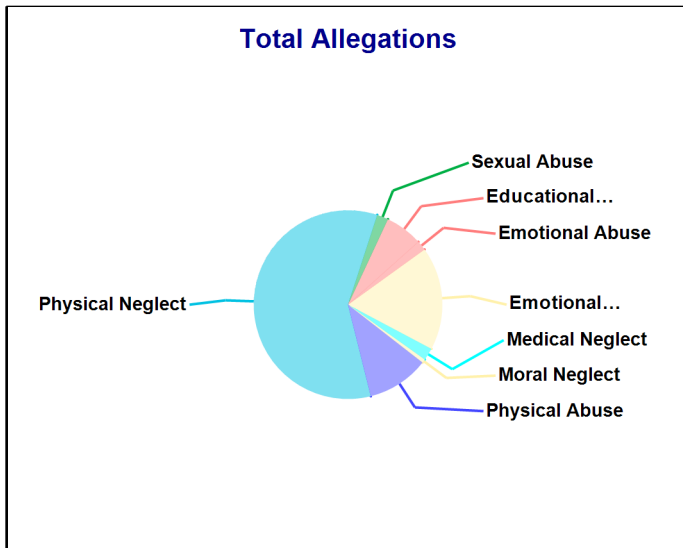
Accepted Reports: 442

Substantiated Reports: 63

Substantiation Rate: 14 %

Allegations	Total	Substantiated	Substantiation Rate
Physical Abuse	115	<=10	0 - 10 %
Educational Neglect	70	12	17 %
Emotional Neglect	192	67	35 %
High Risk Newborn	-	-	-
Medical Neglect	23	<=10	0 - 10 %
At Risk	-	-	-
Physical Neglect	639	148	23 %
Sexual Abuse	21	<=10	10 - 20 %
Emotional Abuse	18	<=10	20 - 30 %
Human_Trafficking	-	-	-
Moral Neglect	<=10	<=10	10 - 20 %
<b>Total Allegations</b>	<b>1,085</b>	<b>248</b>	<b>23 %</b>

Children Substantiated as Abuse/Neglect/Uncared for: 95



State of Connecticut  
 Department of Children and Families  
 Town Pages  
 State Fiscal Year: 2023

Number of Accepted Reports and allegations to DCF  
 Town: NEW MILFORD

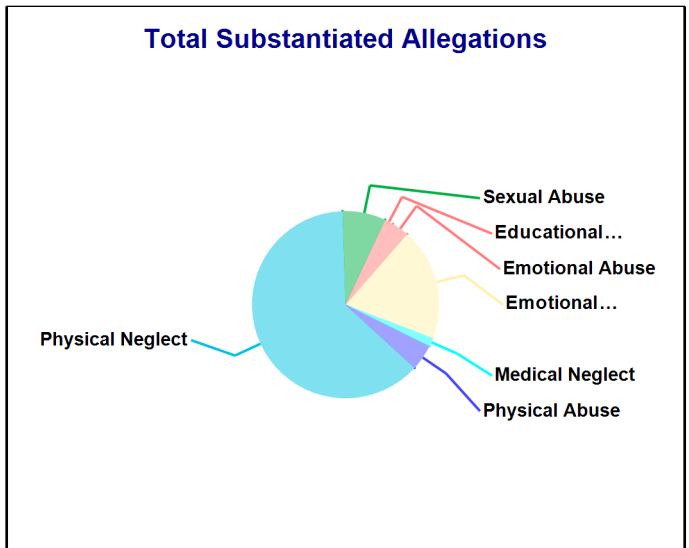
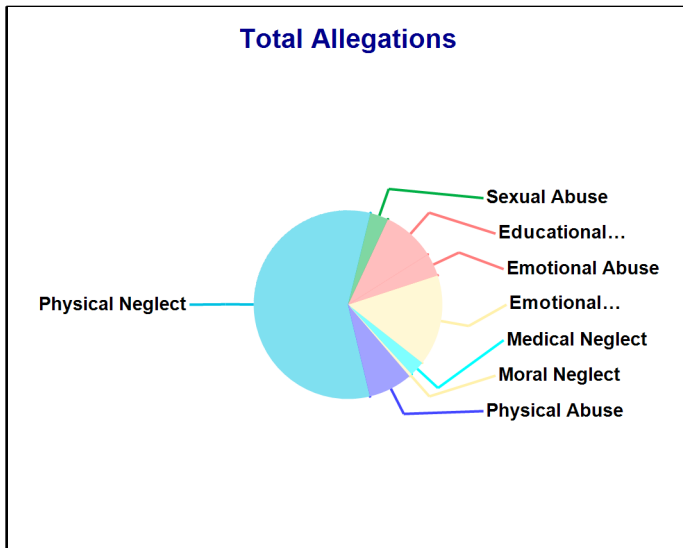
Accepted Reports: 167

Substantiated Reports: 23

Substantiation Rate: 14 %

Allegations	Total	Substantiated	Substantiation Rate
Physical Abuse	29	<=10	0 - 10 %
Educational Neglect	35	<=10	0 - 10 %
Emotional Neglect	60	13	22 %
High Risk Newborn	-	-	-
Medical Neglect	<=10	<=10	0 - 10 %
At Risk	-	-	-
Physical Neglect	221	42	19 %
Sexual Abuse	12	<=10	40 - 50 %
Emotional Abuse	15	<=10	10 - 20 %
Human_Trafficking	-	-	-
Moral Neglect	<=10	-	0 - 10 %
<b>Total Allegations</b>	<b>384</b>	<b>67</b>	<b>17 %</b>

Children Substantiated as Abuse/Neglect/Uncared for: 28



State of Connecticut  
 Department of Children and Families  
 Town Pages  
 State Fiscal Year: 2023

Number of Accepted Reports and allegations to DCF  
 Town: NEWINGTON

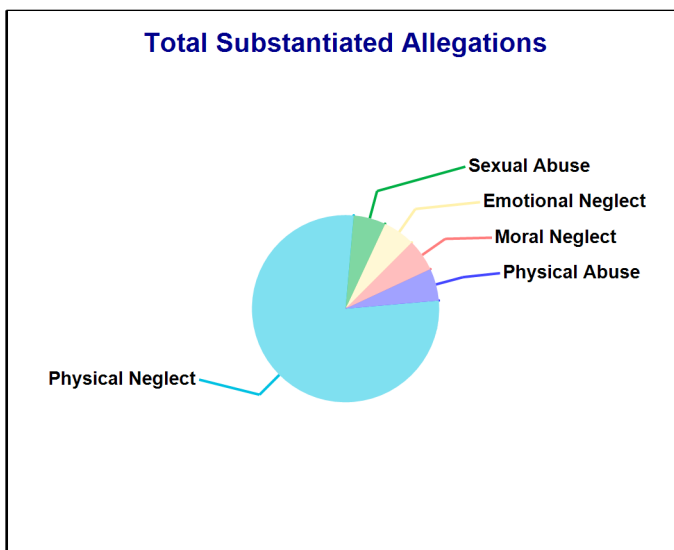
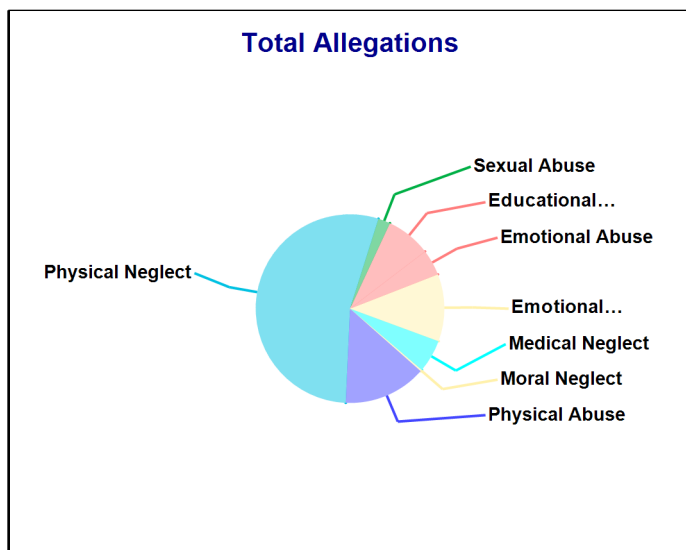
Accepted Reports: 164

Substantiated Reports: 11

Substantiation Rate: 7 %

Allegations	Total	Substantiated	Substantiation Rate
Physical Abuse	48	<=10	0 - 10 %
Educational Neglect	26	-	-
Emotional Neglect	39	<=10	0 - 10 %
High Risk Newborn	-	-	-
Medical Neglect	19	-	-
At Risk	-	-	-
Physical Neglect	183	14	8 %
Sexual Abuse	<=10	<=10	10 - 20 %
Emotional Abuse	15	-	-
Human_Trafficking	-	-	-
Moral Neglect	<=10	<=10	90 - 100 %
<b>Total Allegations</b>	<b>338</b>	<b>18</b>	<b>5 %</b>

Children Substantiated as Abuse/Neglect/Uncared for: 13



State of Connecticut  
 Department of Children and Families  
 Town Pages  
 State Fiscal Year: 2023

Number of Accepted Reports and allegations to DCF  
 Town: NEWTOWN

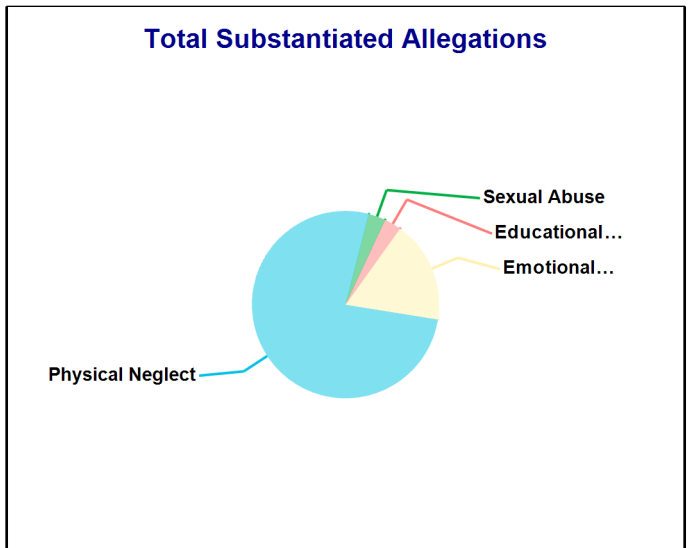
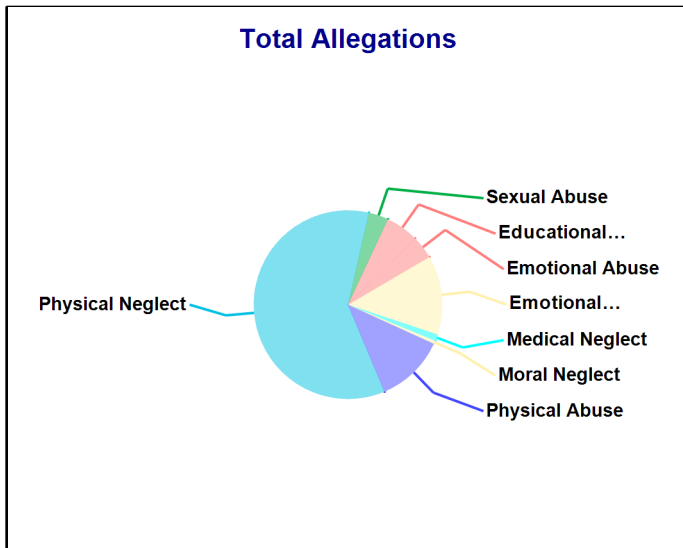
Accepted Reports: 83

Substantiated Reports: 15

Substantiation Rate: 18 %

Allegations	Total	Substantiated	Substantiation Rate
Physical Abuse	21	-	-
Educational Neglect	<=10	<=10	0 - 10 %
Emotional Neglect	24	<=10	20 - 30 %
High Risk Newborn	-	-	-
Medical Neglect	<=10	-	0 - 10 %
At Risk	-	-	-
Physical Neglect	106	26	25 %
Sexual Abuse	<=10	<=10	10 - 20 %
Emotional Abuse	<=10	-	0 - 10 %
Human_Trafficking	-	-	-
Moral Neglect	<=10	-	0 - 10 %
<b>Total Allegations</b>	<b>177</b>	<b>34</b>	<b>19 %</b>

Children Substantiated as Abuse/Neglect/Uncared for: 22



State of Connecticut  
 Department of Children and Families  
 Town Pages  
 State Fiscal Year: 2023

Number of Accepted Reports and allegations to DCF  
 Town: NORWALK

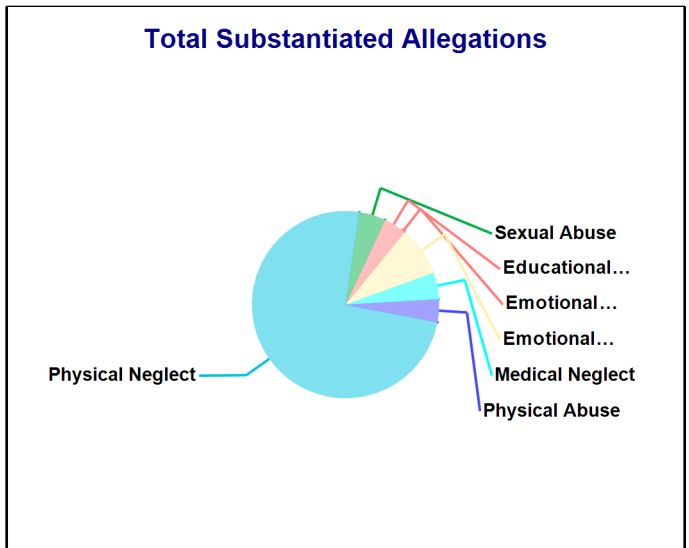
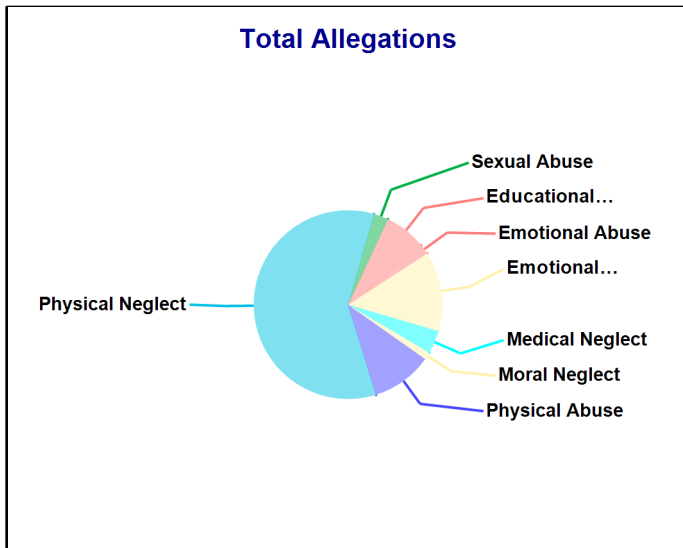
Accepted Reports: 627

Substantiated Reports: 82

Substantiation Rate: 13 %

Allegations	Total	Substantiated	Substantiation Rate
Physical Abuse	129	<=10	0 - 10 %
Educational Neglect	89	<=10	0 - 10 %
Emotional Neglect	169	13	8 %
High Risk Newborn	-	-	-
Medical Neglect	49	<=10	10 - 20 %
At Risk	-	-	-
Physical Neglect	732	113	15 %
Sexual Abuse	31	<=10	20 - 30 %
Emotional Abuse	21	<=10	0 - 10 %
Human_Trafficking	-	-	-
Moral Neglect	16	-	-
<b>Total Allegations</b>	<b>1,236</b>	<b>152</b>	<b>12 %</b>

Children Substantiated as Abuse/Neglect/Uncared for: 109



State of Connecticut  
 Department of Children and Families  
 Town Pages  
 State Fiscal Year: 2023

Number of Accepted Reports and allegations to DCF  
 Town: NORWICH


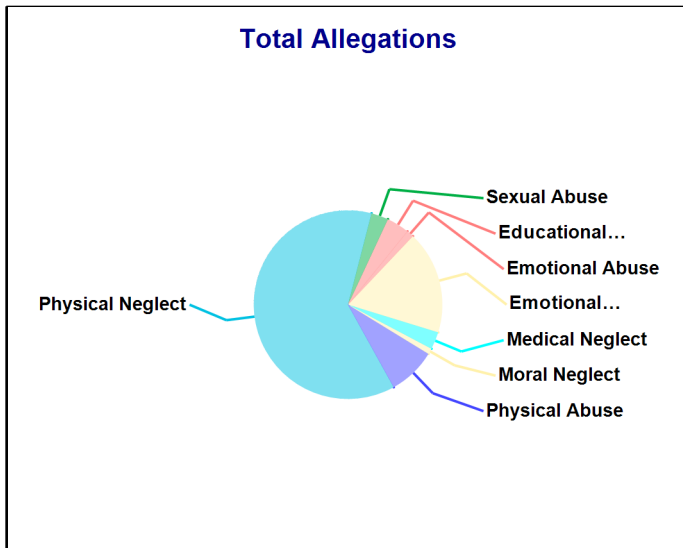
Accepted Reports: 807

Substantiated Reports: 105

Substantiation Rate: 13 %

Allegations	Total	Substantiated	Substantiation Rate
Physical Abuse	162	<=10	0 - 10 %
Educational Neglect	77	17	22 %
Emotional Neglect	349	88	25 %
High Risk Newborn	-	-	-
Medical Neglect	59	<=10	10 - 20 %
At Risk	-	-	-
Physical Neglect	1,225	224	18 %
Sexual Abuse	58	15	26 %
Emotional Abuse	24	<=10	0 - 10 %
Human_Trafficking	-	-	-
Moral Neglect	20	<=10	0 - 10 %
<b>Total Allegations</b>	<b>1,974</b>	<b>366</b>	<b>19 %</b>

Children Substantiated as Abuse/Neglect/Uncared for: 137





State of Connecticut  
 Department of Children and Families  
 Town Pages  
 State Fiscal Year: 2023

Number of Accepted Reports and allegations to DCF  
 Town: OTHER

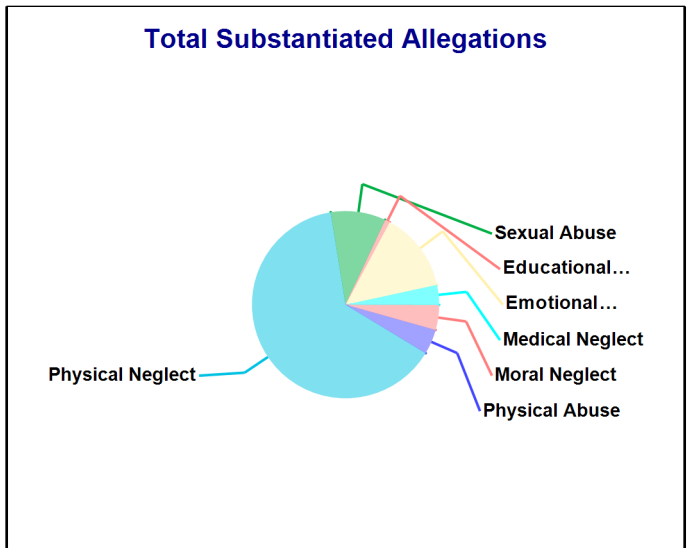
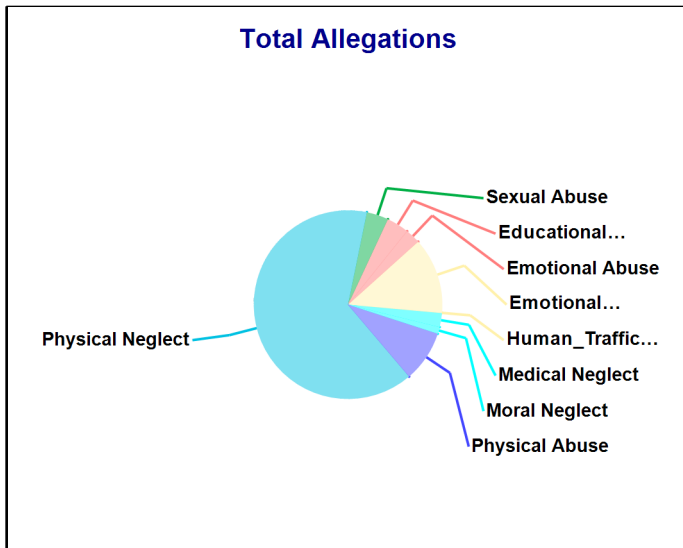
Accepted Reports: 561

Substantiated Reports: 41

Substantiation Rate: 7 %

Allegations	Total	Substantiated	Substantiation Rate
Physical Abuse	99	<=10	0 - 10 %
Educational Neglect	43	<=10	0 - 10 %
Emotional Neglect	146	16	11 %
High Risk Newborn	-	-	-
Medical Neglect	27	<=10	10 - 20 %
At Risk	-	-	-
Physical Neglect	724	74	10 %
Sexual Abuse	42	11	26 %
Emotional Abuse	29	-	-
Human_Trafficking	<=10	-	0 - 10 %
Moral Neglect	13	<=10	30 - 40 %
<b>Total Allegations</b>	<b>1,124</b>	<b>116</b>	<b>10 %</b>

Children Substantiated as Abuse/Neglect/Uncared for: 58



State of Connecticut  
 Department of Children and Families  
 Town Pages  
 State Fiscal Year: 2023

Number of Accepted Reports and allegations to DCF  
 Town: PLAINFIELD


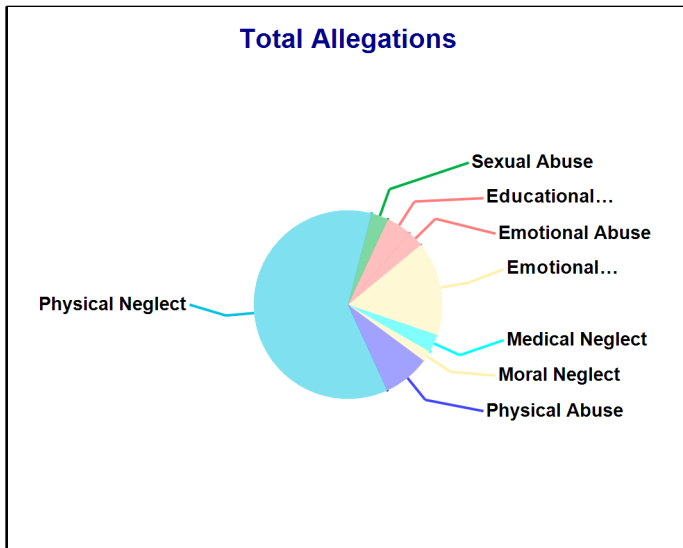
Accepted Reports: 244

Substantiated Reports: 43

Substantiation Rate: 18 %

Allegations	Total	Substantiated	Substantiation Rate
Physical Abuse	52	<=10	0 - 10 %
Educational Neglect	28	<=10	10 - 20 %
Emotional Neglect	105	33	31 %
High Risk Newborn	-	-	-
Medical Neglect	20	<=10	0 - 10 %
At Risk	-	-	-
Physical Neglect	395	94	24 %
Sexual Abuse	19	<=10	40 - 50 %
Emotional Abuse	18	<=10	10 - 20 %
Human_Trafficking	-	-	-
Moral Neglect	12	<=10	0 - 10 %
<b>Total Allegations</b>	<b>649</b>	<b>147</b>	<b>23 %</b>

Children Substantiated as Abuse/Neglect/Uncared for: 65



State of Connecticut  
 Department of Children and Families  
 Town Pages  
 State Fiscal Year: 2023

Number of Accepted Reports and allegations to DCF  
 Town: PLAINVILLE

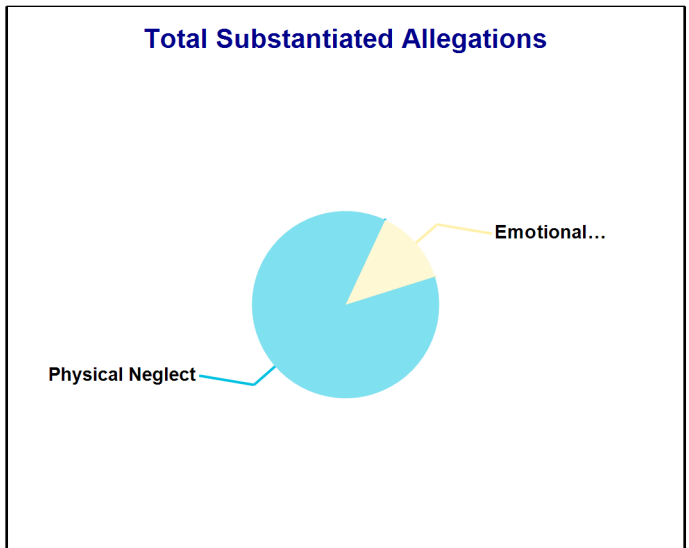
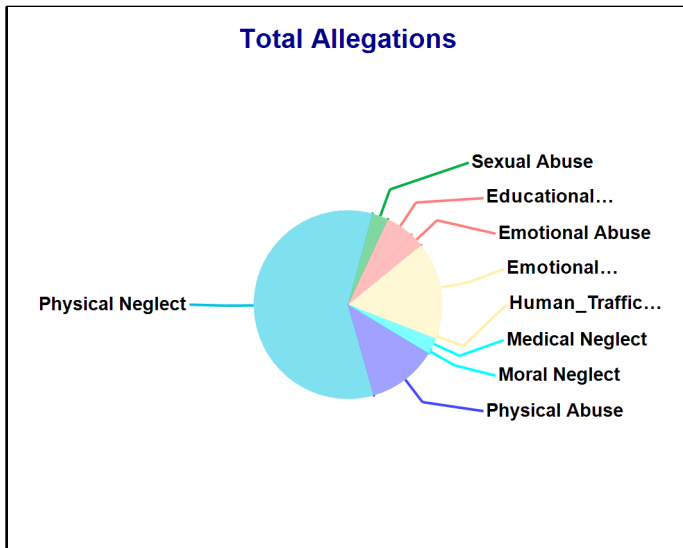
Accepted Reports: 119

Substantiated Reports: 15

Substantiation Rate: 13 %

Allegations	Total	Substantiated	Substantiation Rate
Physical Abuse	30	-	-
Educational Neglect	12	-	-
Emotional Neglect	40	<=10	10 - 20 %
High Risk Newborn	-	-	-
Medical Neglect	<=10	-	0 - 10 %
At Risk	-	-	-
Physical Neglect	147	46	31 %
Sexual Abuse	<=10	-	0 - 10 %
Emotional Abuse	<=10	-	0 - 10 %
Human_Trafficking	<=10	-	0 - 10 %
Moral Neglect	<=10	-	0 - 10 %
<b>Total Allegations</b>	<b>251</b>	<b>53</b>	<b>21 %</b>

Children Substantiated as Abuse/Neglect/Uncared for: 26



State of Connecticut  
 Department of Children and Families  
 Town Pages  
 State Fiscal Year: 2023

Number of Accepted Reports and allegations to DCF  
 Town: PLYMOUTH

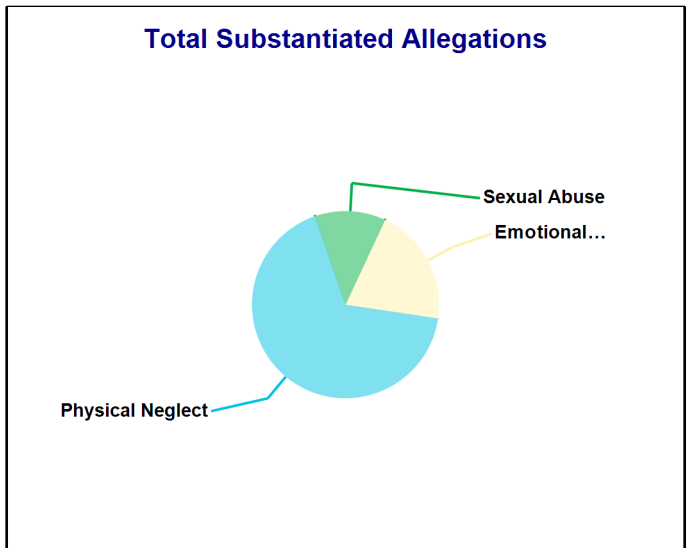
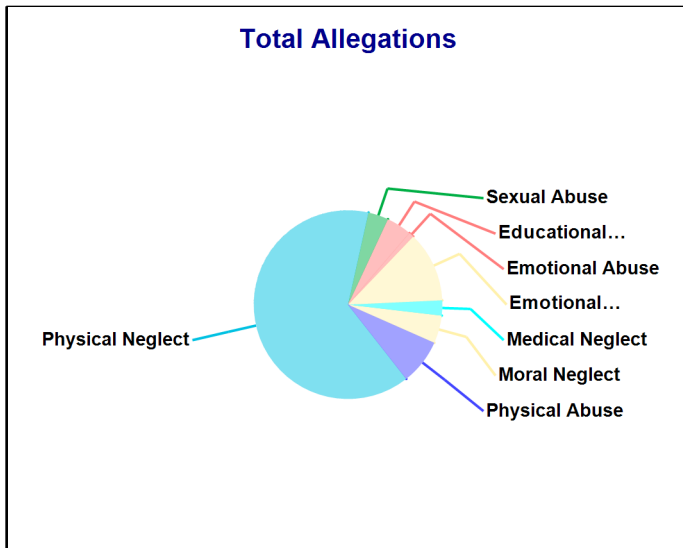
Accepted Reports: 96

Substantiated Reports: 10

Substantiation Rate: 10 %

Allegations	Total	Substantiated	Substantiation Rate
Physical Abuse	18	-	-
Educational Neglect	<=10	-	0 - 10 %
Emotional Neglect	28	<=10	30 - 40 %
High Risk Newborn	-	-	-
Medical Neglect	<=10	-	0 - 10 %
At Risk	-	-	-
Physical Neglect	148	33	22 %
Sexual Abuse	<=10	<=10	70 - 80 %
Emotional Abuse	<=10	-	0 - 10 %
Human_Trafficking	-	-	-
Moral Neglect	11	-	-
<b>Total Allegations</b>	<b>231</b>	<b>49</b>	<b>21 %</b>

Children Substantiated as Abuse/Neglect/Uncared for: 18



State of Connecticut  
 Department of Children and Families  
 Town Pages  
 State Fiscal Year: 2023

Number of Accepted Reports and allegations to DCF  
 Town: PUTNAM

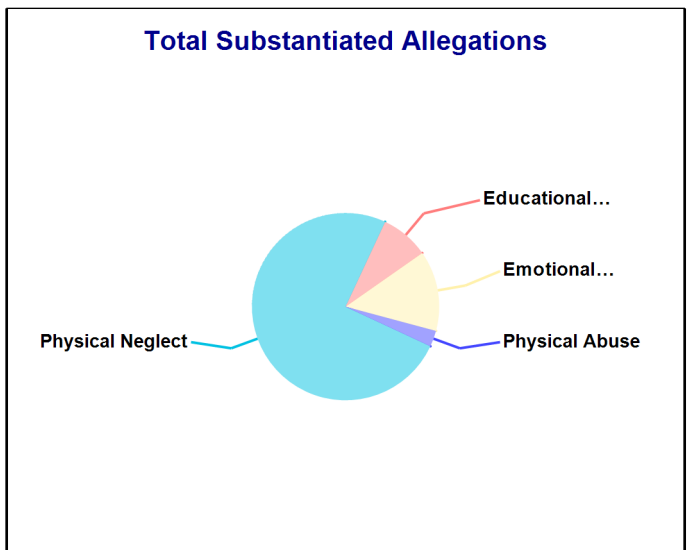
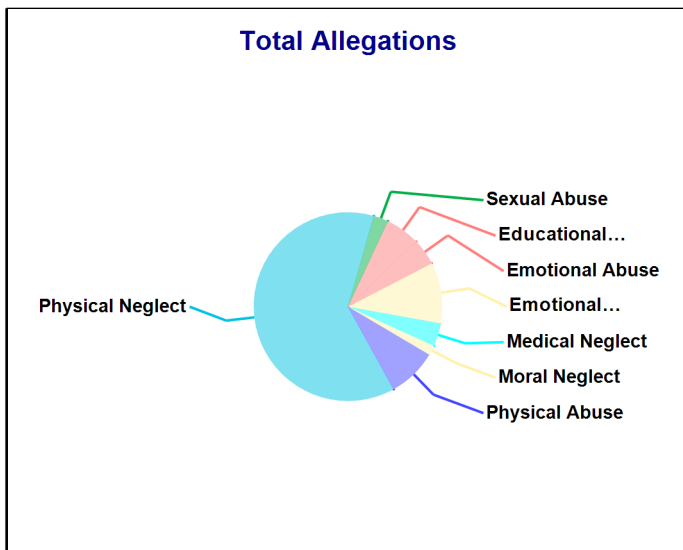
Accepted Reports: 183

Substantiated Reports: 16

Substantiation Rate: 9 %

Allegations	Total	Substantiated	Substantiation Rate
Physical Abuse	30	<=10	0 - 10 %
Educational Neglect	21	<=10	10 - 20 %
Emotional Neglect	37	<=10	10 - 20 %
High Risk Newborn	-	-	-
Medical Neglect	14	-	-
At Risk	-	-	-
Physical Neglect	221	27	12 %
Sexual Abuse	<=10	-	0 - 10 %
Emotional Abuse	16	-	-
Human_Trafficking	-	-	-
Moral Neglect	<=10	-	0 - 10 %
<b>Total Allegations</b>	<b>354</b>	<b>36</b>	<b>10 %</b>

Children Substantiated as Abuse/Neglect/Uncared for: 22



State of Connecticut  
 Department of Children and Families  
 Town Pages  
 State Fiscal Year: 2023

Number of Accepted Reports and allegations to DCF  
 Town: SEYMOUR

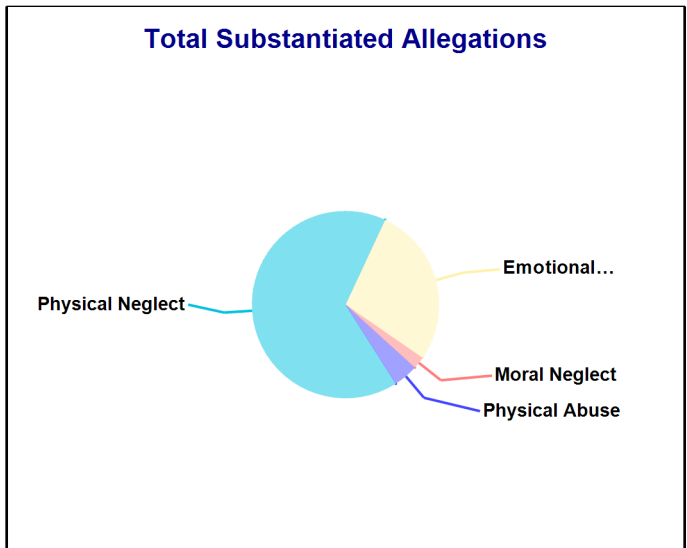
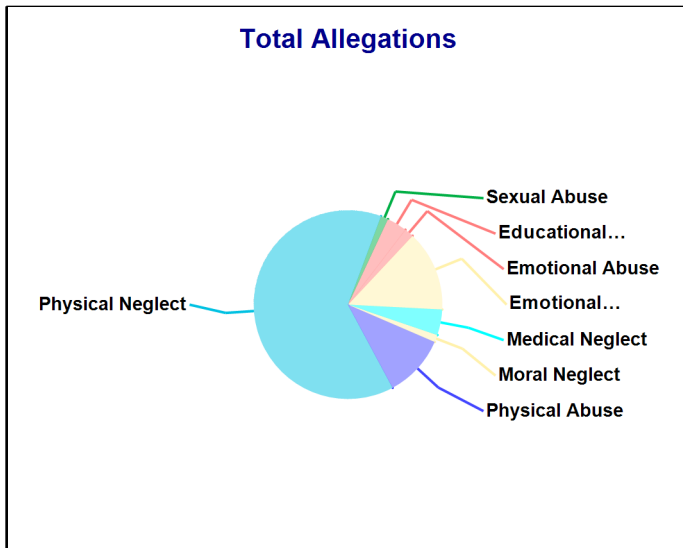
Accepted Reports: 148

Substantiated Reports: 15

Substantiation Rate: 10 %

Allegations	Total	Substantiated	Substantiation Rate
Physical Abuse	34	<=10	0 - 10 %
Educational Neglect	11	-	-
Emotional Neglect	44	13	30 %
High Risk Newborn	-	-	-
Medical Neglect	14	-	-
At Risk	-	-	-
Physical Neglect	202	31	15 %
Sexual Abuse	<=10	-	0 - 10 %
Emotional Abuse	<=10	-	0 - 10 %
Human_Trafficking	-	-	-
Moral Neglect	<=10	<=10	20 - 30 %
<b>Total Allegations</b>	<b>318</b>	<b>47</b>	<b>15 %</b>

Children Substantiated as Abuse/Neglect/Uncared for: 27



State of Connecticut  
 Department of Children and Families  
 Town Pages  
 State Fiscal Year: 2023

Number of Accepted Reports and allegations to DCF  
 Town: SHELTON

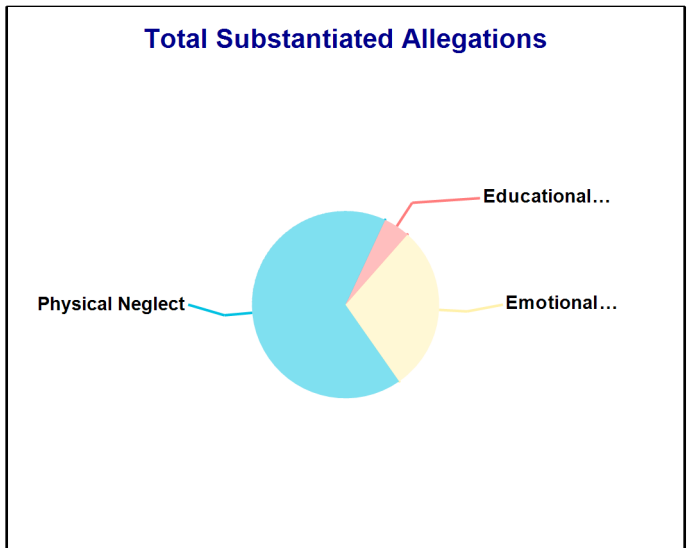
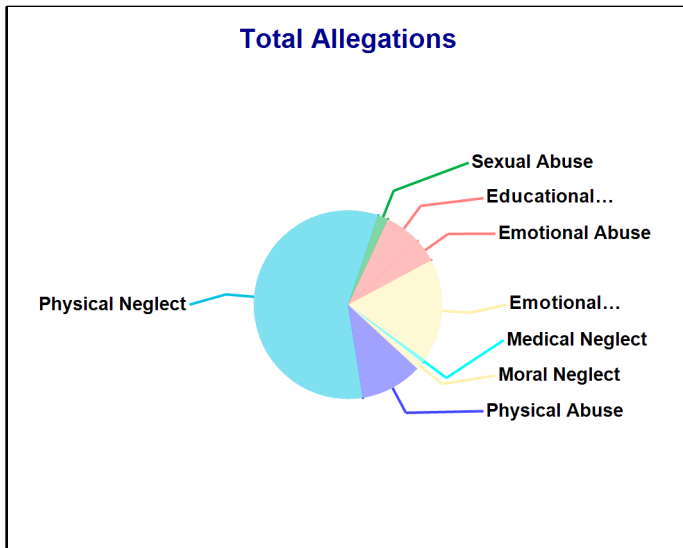
Accepted Reports: 215

Substantiated Reports: 25

Substantiation Rate: 12 %

Allegations	Total	Substantiated	Substantiation Rate
Physical Abuse	54	-	-
Educational Neglect	32	<=10	0 - 10 %
Emotional Neglect	90	19	21 %
High Risk Newborn	-	-	-
Medical Neglect	<=10	-	0 - 10 %
At Risk	-	-	-
Physical Neglect	293	44	15 %
Sexual Abuse	<=10	-	0 - 10 %
Emotional Abuse	20	-	-
Human_Trafficking	-	-	-
Moral Neglect	<=10	-	0 - 10 %
<b>Total Allegations</b>	<b>508</b>	<b>66</b>	<b>13 %</b>

Children Substantiated as Abuse/Neglect/Uncared for: 40



State of Connecticut  
 Department of Children and Families  
 Town Pages  
 State Fiscal Year: 2023

Number of Accepted Reports and allegations to DCF  
 Town: SOUTH WINDSOR

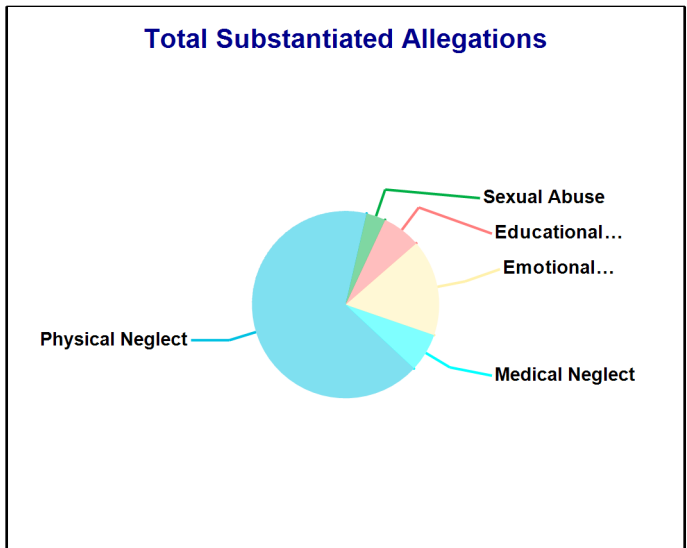
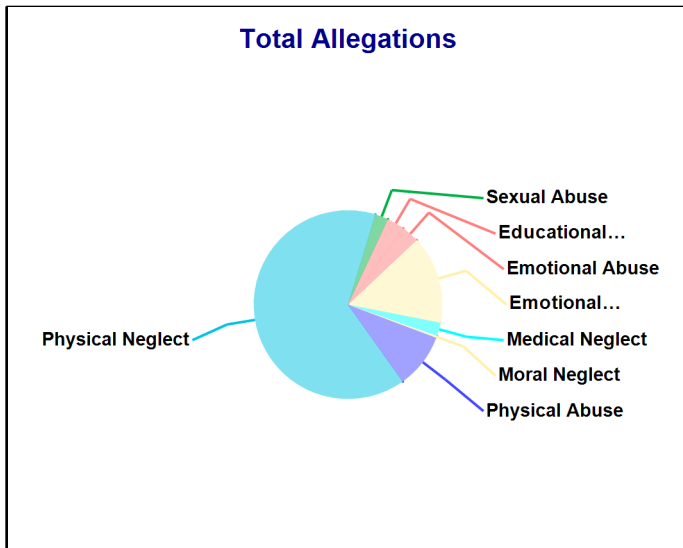
Accepted Reports: 119

Substantiated Reports: 12

Substantiation Rate: 10 %

Allegations	Total	Substantiated	Substantiation Rate
Physical Abuse	25	-	-
Educational Neglect	<=10	<=10	20 - 30 %
Emotional Neglect	40	<=10	10 - 20 %
High Risk Newborn	-	-	-
Medical Neglect	<=10	<=10	30 - 40 %
At Risk	-	-	-
Physical Neglect	171	20	12 %
Sexual Abuse	<=10	<=10	10 - 20 %
Emotional Abuse	<=10	-	0 - 10 %
Human_Trafficking	-	-	-
Moral Neglect	<=10	-	0 - 10 %
<b>Total Allegations</b>	<b>265</b>	<b>30</b>	<b>11 %</b>

Children Substantiated as Abuse/Neglect/Uncared for: 16





State of Connecticut  
 Department of Children and Families  
 Town Pages  
 State Fiscal Year: 2023

Number of Accepted Reports and allegations to DCF  
 Town: SOUTHINGTON


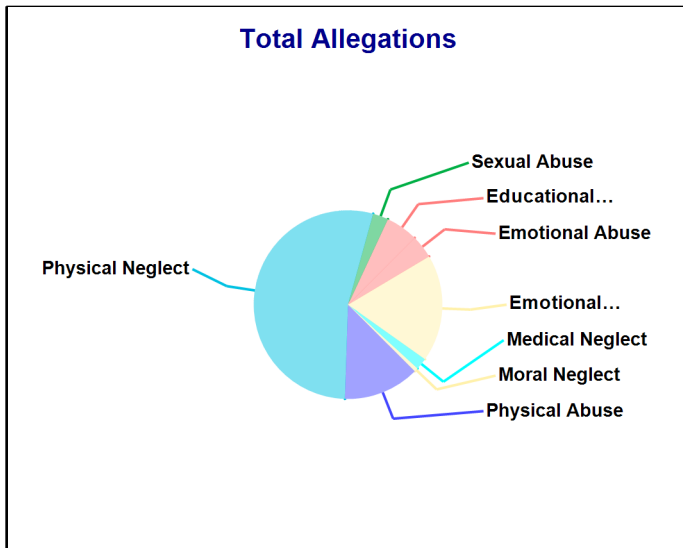
Accepted Reports: 221

Substantiated Reports: 15

Substantiation Rate: 7 %

Allegations	Total	Substantiated	Substantiation Rate
Physical Abuse	59	<=10	0 - 10 %
Educational Neglect	25	<=10	0 - 10 %
Emotional Neglect	83	11	13 %
High Risk Newborn	-	-	-
Medical Neglect	<=10	-	0 - 10 %
At Risk	-	-	-
Physical Neglect	243	20	8 %
Sexual Abuse	12	<=10	10 - 20 %
Emotional Abuse	18	<=10	20 - 30 %
Human_Trafficking	-	-	-
Moral Neglect	<=10	-	0 - 10 %
<b>Total Allegations</b>	<b>452</b>	<b>42</b>	<b>9 %</b>

Children Substantiated as Abuse/Neglect/Uncared for: 19



State of Connecticut  
 Department of Children and Families  
 Town Pages  
 State Fiscal Year: 2023

Number of Accepted Reports and allegations to DCF  
 Town: SPRAGUE

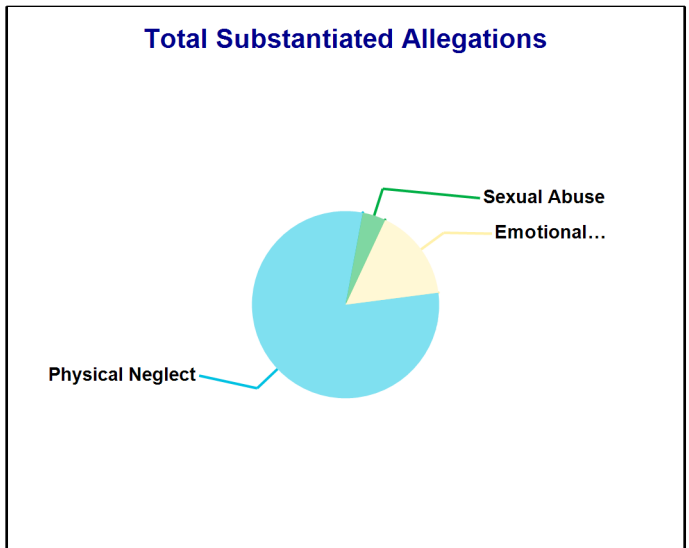
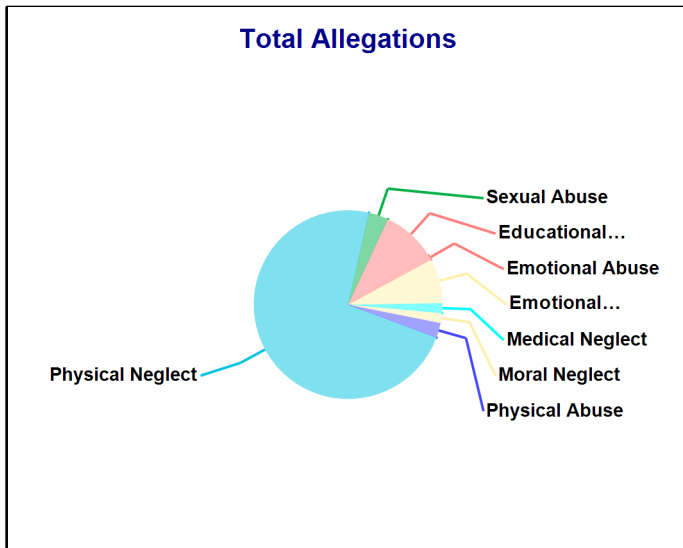
Accepted Reports: 50

Substantiated Reports: 7

Substantiation Rate: 14 %

Allegations	Total	Substantiated	Substantiation Rate
Physical Abuse	<=10	-	0 - 10 %
Educational Neglect	11	-	-
Emotional Neglect	<=10	<=10	40 - 50 %
High Risk Newborn	-	-	-
Medical Neglect	<=10	-	0 - 10 %
At Risk	-	-	-
Physical Neglect	86	20	23 %
Sexual Abuse	<=10	<=10	20 - 30 %
Emotional Abuse	<=10	-	0 - 10 %
Human_Trafficking	-	-	-
Moral Neglect	<=10	-	0 - 10 %
<b>Total Allegations</b>	<b>118</b>	<b>25</b>	<b>21 %</b>

Children Substantiated as Abuse/Neglect/Uncared for: 12



State of Connecticut  
 Department of Children and Families  
 Town Pages  
 State Fiscal Year: 2023

Number of Accepted Reports and allegations to DCF  
 Town: STAFFORD

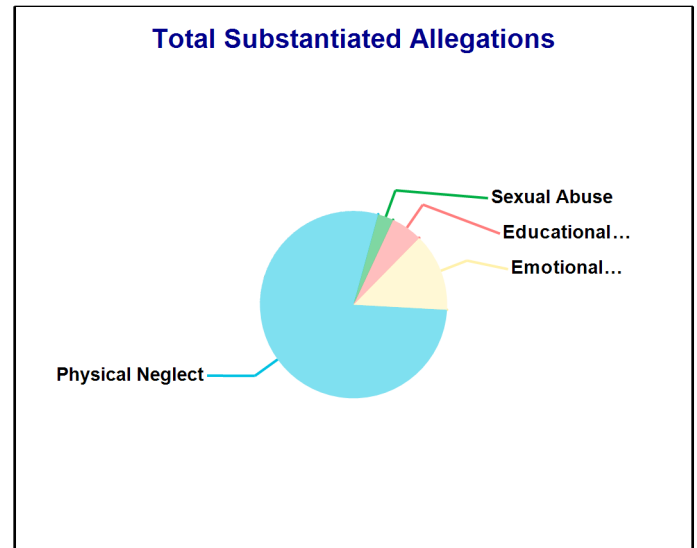
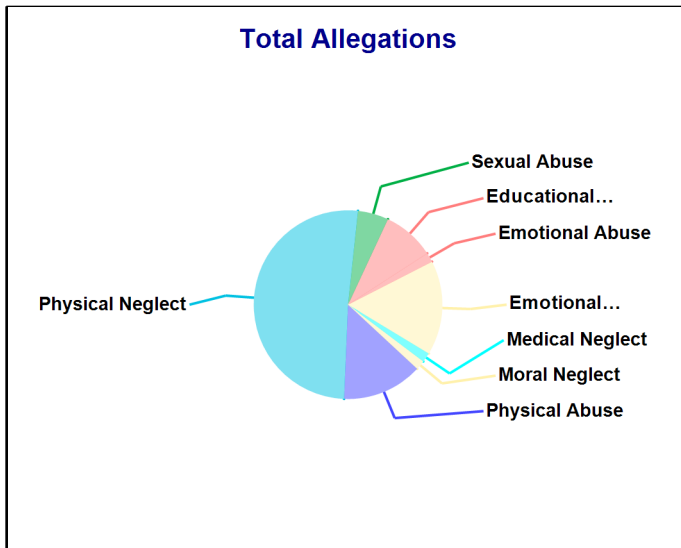
Accepted Reports: 103

Substantiated Reports: 13

Substantiation Rate: 13 %

Allegations	Total	Substantiated	Substantiation Rate
Physical Abuse	34	-	-
Educational Neglect	22	<=10	0 - 10 %
Emotional Neglect	40	<=10	10 - 20 %
High Risk Newborn	-	-	-
Medical Neglect	<=10	-	0 - 10 %
At Risk	-	-	-
Physical Neglect	126	29	23 %
Sexual Abuse	13	<=10	0 - 10 %
Emotional Abuse	<=10	-	0 - 10 %
Human_Trafficking	-	-	-
Moral Neglect	<=10	-	0 - 10 %
<b>Total Allegations</b>	<b>247</b>	<b>37</b>	<b>15 %</b>

Children Substantiated as Abuse/Neglect/Uncared for: 16



State of Connecticut  
 Department of Children and Families  
 Town Pages  
 State Fiscal Year: 2023

Number of Accepted Reports and allegations to DCF  
 Town: STAMFORD

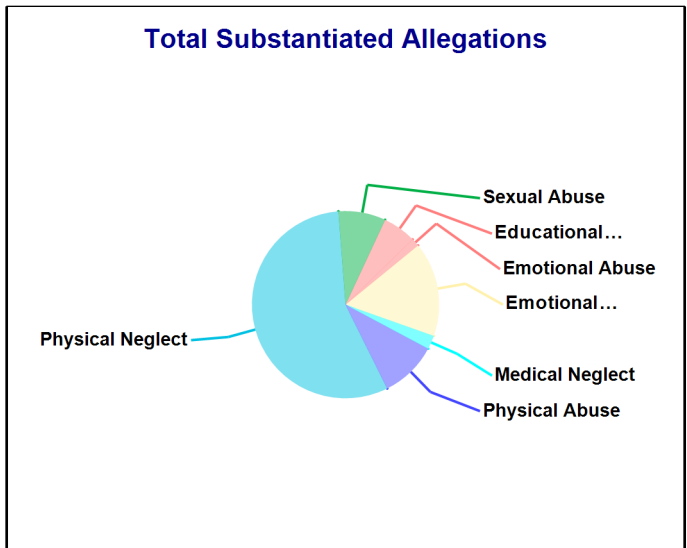
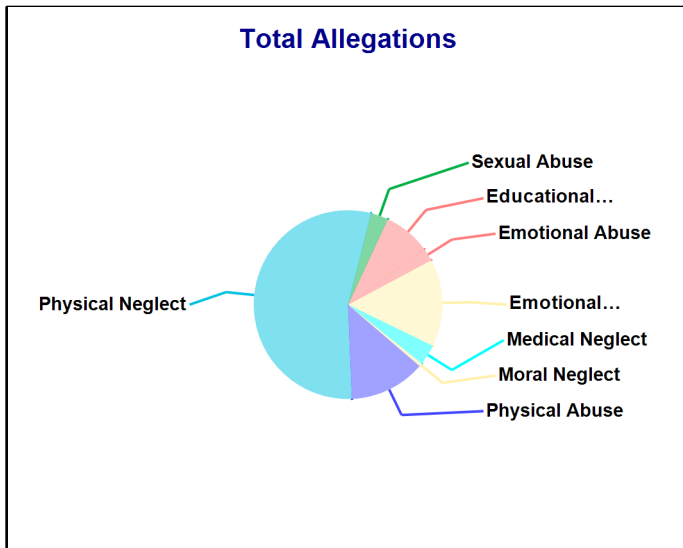
Accepted Reports: 927

Substantiated Reports: 136

Substantiation Rate: 15 %

Allegations	Total	Substantiated	Substantiation Rate
Physical Abuse	242	29	12 %
Educational Neglect	149	17	11 %
Emotional Neglect	278	48	17 %
High Risk Newborn	-	-	-
Medical Neglect	65	<=10	10 - 20 %
At Risk	-	-	-
Physical Neglect	1,012	165	16 %
Sexual Abuse	56	24	43 %
Emotional Abuse	41	<=10	0 - 10 %
Human_Trafficking	-	-	-
Moral Neglect	11	-	-
<b>Total Allegations</b>	<b>1,854</b>	<b>294</b>	<b>16 %</b>

Children Substantiated as Abuse/Neglect/Uncared for: 185



State of Connecticut  
 Department of Children and Families  
 Town Pages  
 State Fiscal Year: 2023

Number of Accepted Reports and allegations to DCF  
 Town: STONINGTON

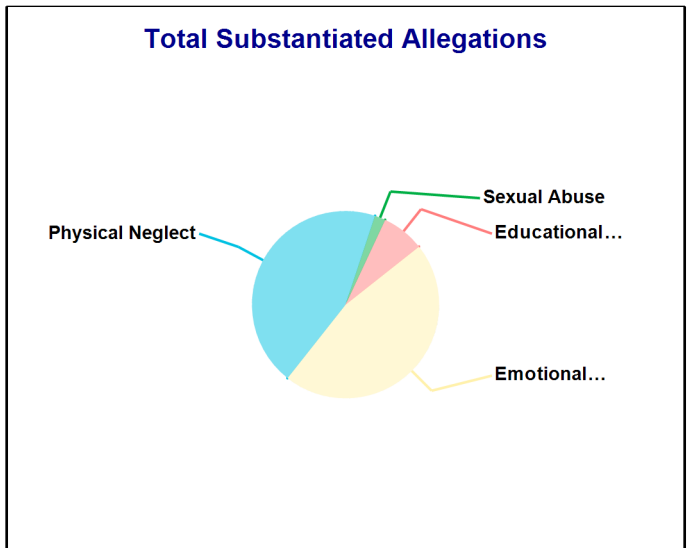
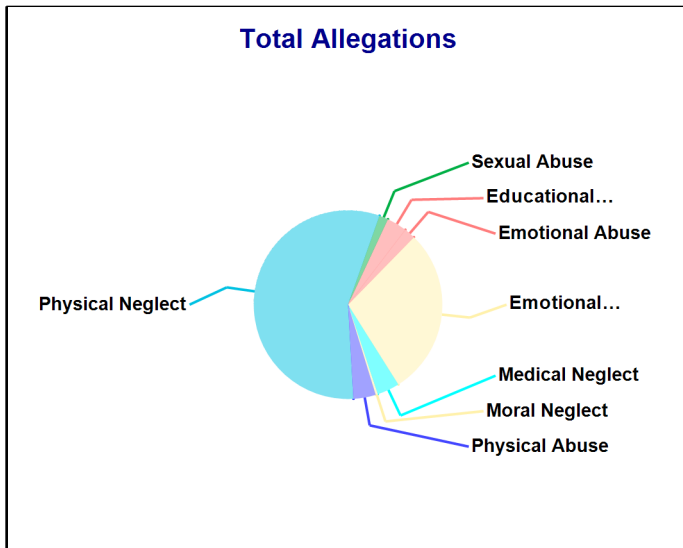
Accepted Reports: 94

Substantiated Reports: 13

Substantiation Rate: 14 %

Allegations	Total	Substantiated	Substantiation Rate
Physical Abuse	<=10	-	0 - 10 %
Educational Neglect	<=10	<=10	40 - 50 %
Emotional Neglect	75	25	33 %
High Risk Newborn	-	-	-
Medical Neglect	<=10	-	0 - 10 %
At Risk	-	-	-
Physical Neglect	147	24	16 %
Sexual Abuse	<=10	<=10	20 - 30 %
Emotional Abuse	<=10	-	0 - 10 %
Human_Trafficking	-	-	-
Moral Neglect	<=10	-	0 - 10 %
<b>Total Allegations</b>	<b>261</b>	<b>54</b>	<b>21 %</b>

Children Substantiated as Abuse/Neglect/Uncared for: 21



State of Connecticut  
 Department of Children and Families  
 Town Pages  
 State Fiscal Year: 2023

Number of Accepted Reports and allegations to DCF  
 Town: STRATFORD

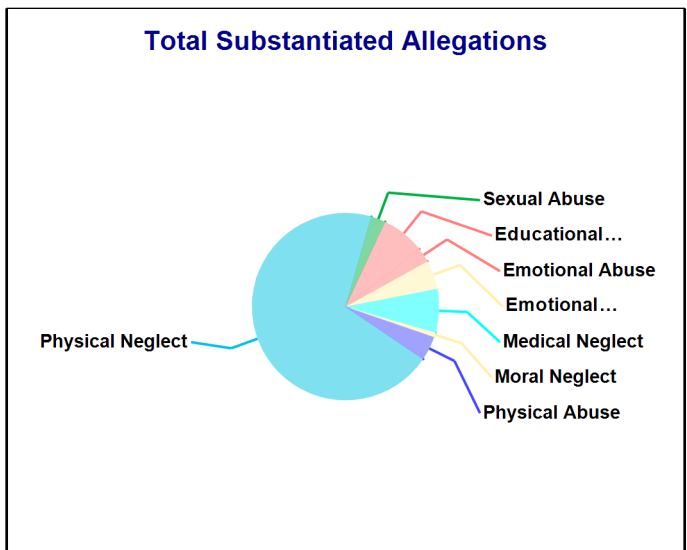
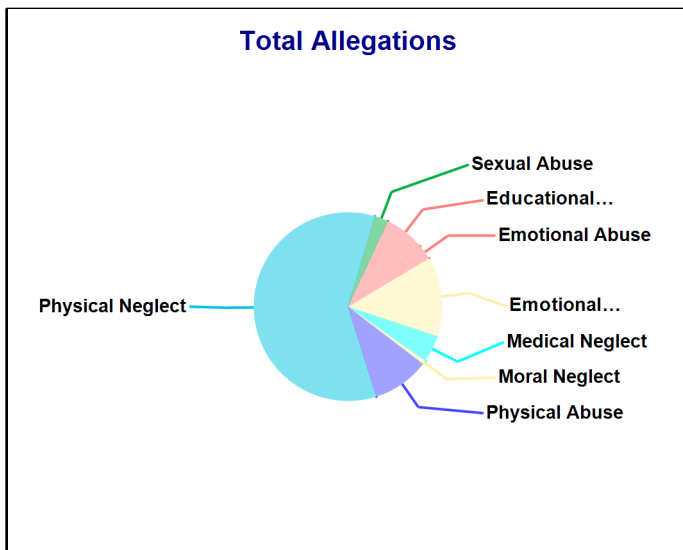
Accepted Reports: 326

Substantiated Reports: 55

Substantiation Rate: 17 %

Allegations	Total	Substantiated	Substantiation Rate
Physical Abuse	70	<=10	0 - 10 %
Educational Neglect	50	<=10	10 - 20 %
Emotional Neglect	98	<=10	0 - 10 %
High Risk Newborn	-	-	-
Medical Neglect	33	<=10	20 - 30 %
At Risk	-	-	-
Physical Neglect	426	84	20 %
Sexual Abuse	17	<=10	10 - 20 %
Emotional Abuse	18	<=10	10 - 20 %
Human_Trafficking	-	-	-
Moral Neglect	<=10	<=10	10 - 20 %
<b>Total Allegations</b>	<b>717</b>	<b>120</b>	<b>17 %</b>

Children Substantiated as Abuse/Neglect/Uncared for: 85



State of Connecticut  
 Department of Children and Families  
 Town Pages  
 State Fiscal Year: 2023

Number of Accepted Reports and allegations to DCF  
 Town: TORRINGTON

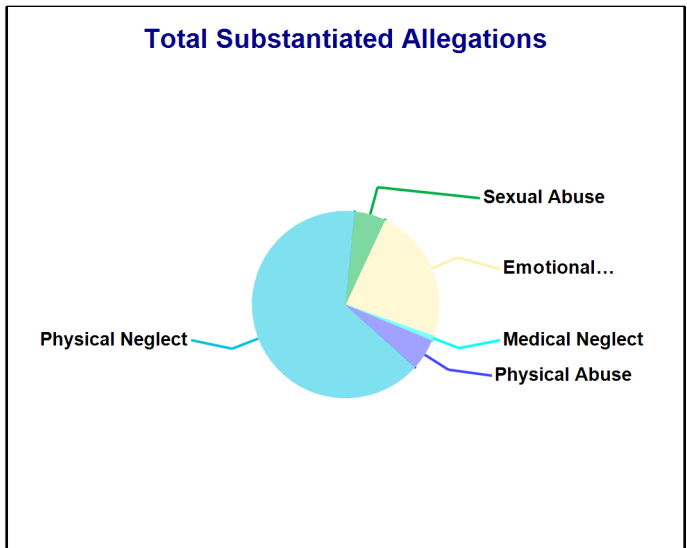
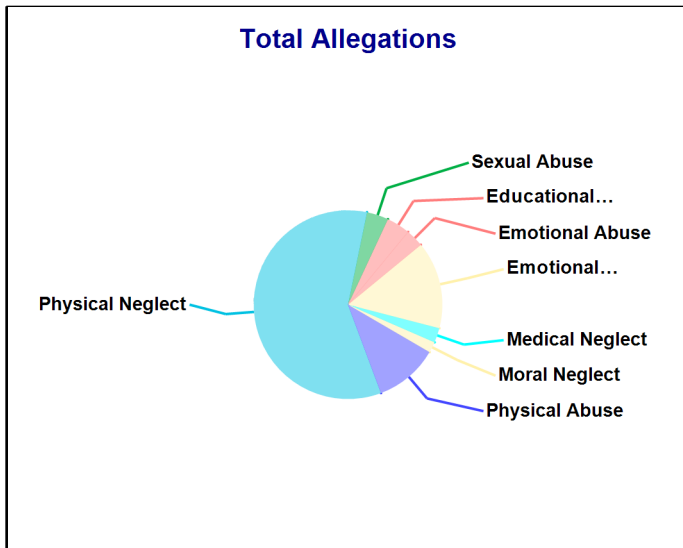
Accepted Reports: 424

Substantiated Reports: 48

Substantiation Rate: 11 %

Allegations	Total	Substantiated	Substantiation Rate
Physical Abuse	100	<=10	0 - 10 %
Educational Neglect	37	-	-
Emotional Neglect	137	26	19 %
High Risk Newborn	-	-	-
Medical Neglect	23	<=10	0 - 10 %
At Risk	-	-	-
Physical Neglect	539	72	13 %
Sexual Abuse	34	<=10	10 - 20 %
Emotional Abuse	28	-	-
Human_Trafficking	-	-	-
Moral Neglect	17	-	-
<b>Total Allegations</b>	<b>915</b>	<b>111</b>	<b>12 %</b>

Children Substantiated as Abuse/Neglect/Uncared for: 55



State of Connecticut  
 Department of Children and Families  
 Town Pages  
 State Fiscal Year: 2023

Number of Accepted Reports and allegations to DCF  
 Town: TRUMBULL

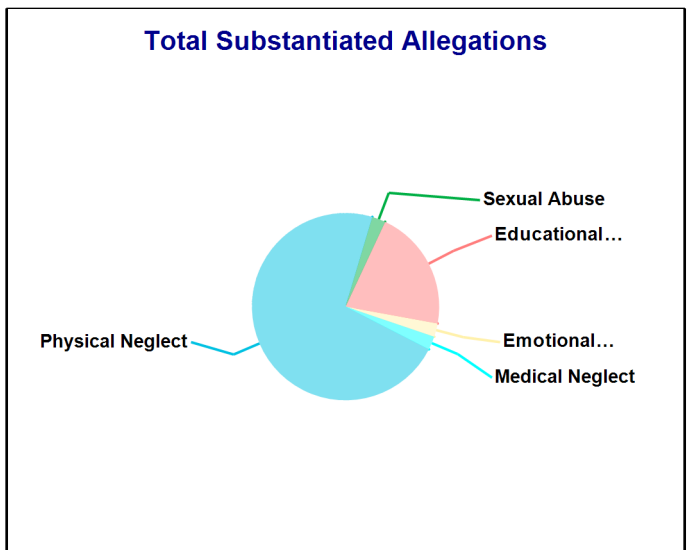
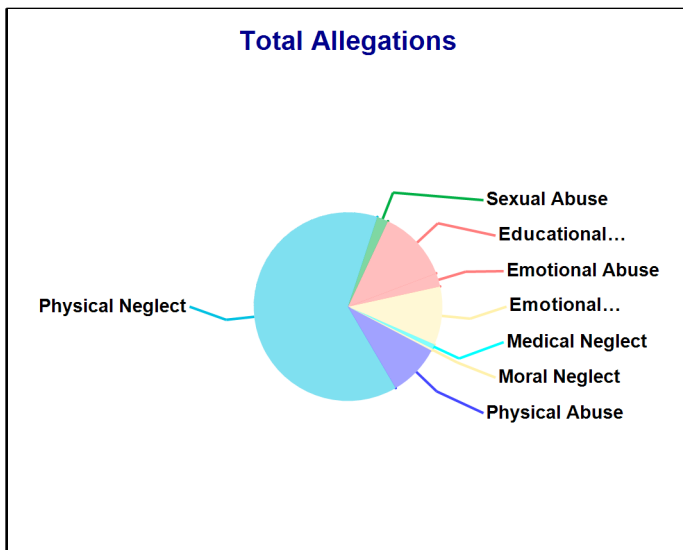
Accepted Reports: 112

Substantiated Reports: 12

Substantiation Rate: 11 %

Allegations	Total	Substantiated	Substantiation Rate
Physical Abuse	23	-	-
Educational Neglect	32	<=10	20 - 30 %
Emotional Neglect	26	<=10	0 - 10 %
High Risk Newborn	-	-	-
Medical Neglect	<=10	<=10	40 - 50 %
At Risk	-	-	-
Physical Neglect	165	31	19 %
Sexual Abuse	<=10	<=10	10 - 20 %
Emotional Abuse	<=10	-	0 - 10 %
Human_Trafficking	-	-	-
Moral Neglect	<=10	-	0 - 10 %
<b>Total Allegations</b>	<b>260</b>	<b>43</b>	<b>17 %</b>

Children Substantiated as Abuse/Neglect/Uncared for: 25





State of Connecticut  
 Department of Children and Families  
 Town Pages  
 State Fiscal Year: 2023

Number of Accepted Reports and allegations to DCF  
 Town: VERNON

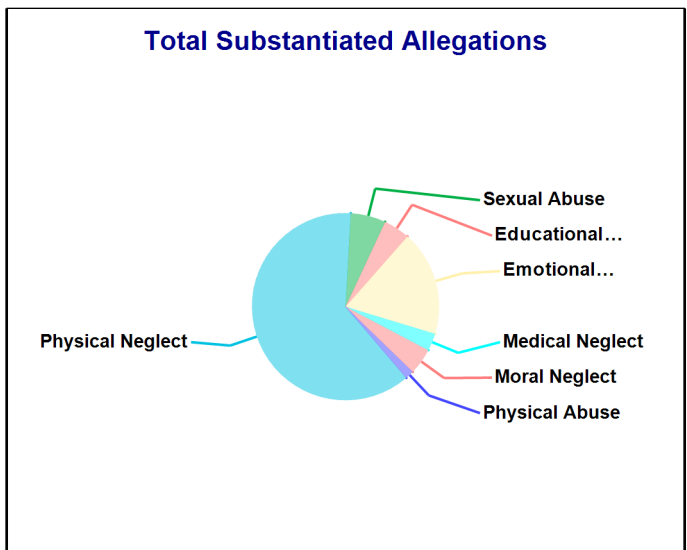
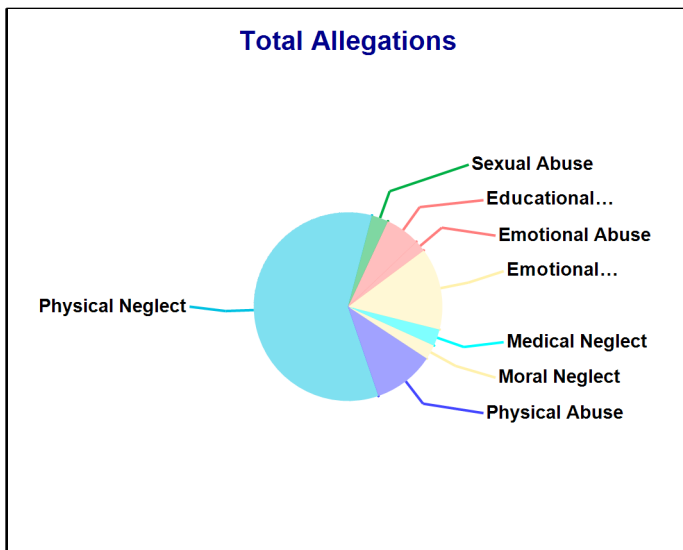
Accepted Reports: 366

Substantiated Reports: 36

Substantiation Rate: 10 %

Allegations	Total	Substantiated	Substantiation Rate
Physical Abuse	88	<=10	0 - 10 %
Educational Neglect	50	<=10	0 - 10 %
Emotional Neglect	118	12	10 %
High Risk Newborn	-	-	-
Medical Neglect	24	<=10	0 - 10 %
At Risk	-	-	-
Physical Neglect	497	41	8 %
Sexual Abuse	24	<=10	10 - 20 %
Emotional Abuse	16	-	-
Human_Trafficking	-	-	-
Moral Neglect	21	<=10	10 - 20 %
<b>Total Allegations</b>	<b>838</b>	<b>66</b>	<b>8 %</b>

Children Substantiated as Abuse/Neglect/Uncared for: 47



State of Connecticut  
 Department of Children and Families  
 Town Pages  
 State Fiscal Year: 2023

Number of Accepted Reports and allegations to DCF  
 Town: WALLINGFORD

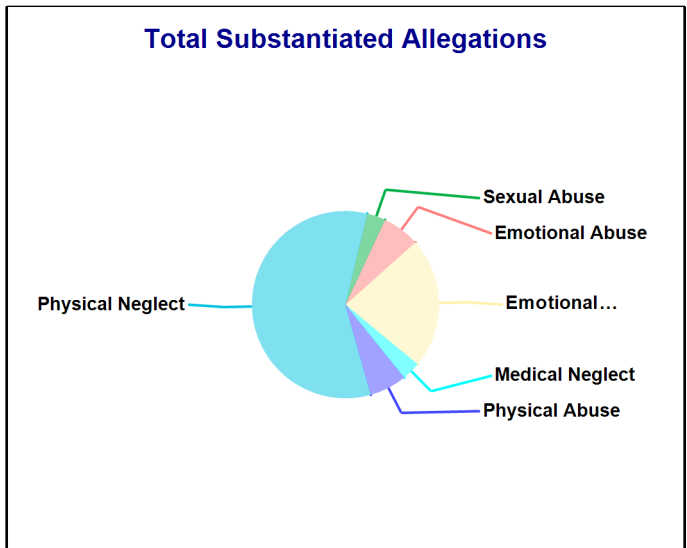
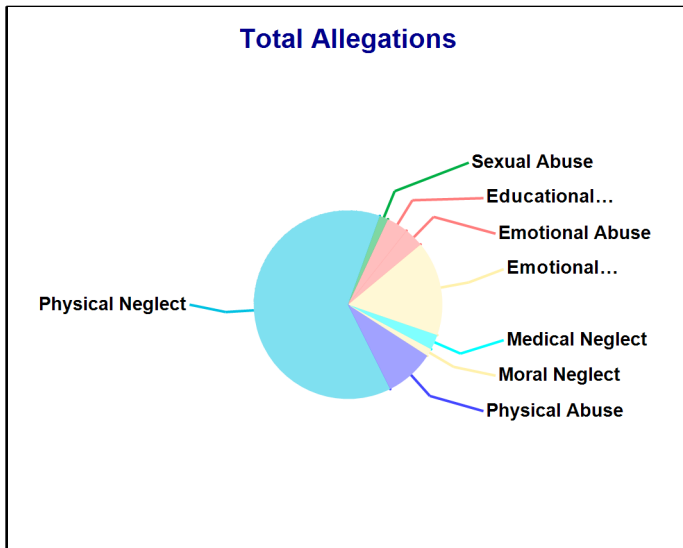
Accepted Reports: 226

Substantiated Reports: 16

Substantiation Rate: 7 %

Allegations	Total	Substantiated	Substantiation Rate
Physical Abuse	46	<=10	0 - 10 %
Educational Neglect	20	-	-
Emotional Neglect	88	14	16 %
High Risk Newborn	-	-	-
Medical Neglect	14	<=10	10 - 20 %
At Risk	-	-	-
Physical Neglect	340	36	11 %
Sexual Abuse	<=10	<=10	20 - 30 %
Emotional Abuse	18	<=10	20 - 30 %
Human_Trafficking	-	-	-
Moral Neglect	<=10	-	0 - 10 %
<b>Total Allegations</b>	<b>541</b>	<b>62</b>	<b>11 %</b>

Children Substantiated as Abuse/Neglect/Uncared for: 28



State of Connecticut  
 Department of Children and Families  
 Town Pages  
 State Fiscal Year: 2023

Number of Accepted Reports and allegations to DCF  
 Town: WATERBURY

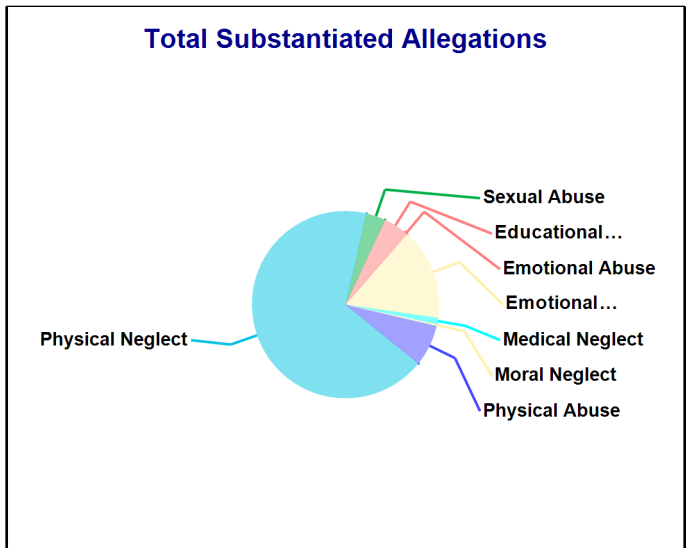
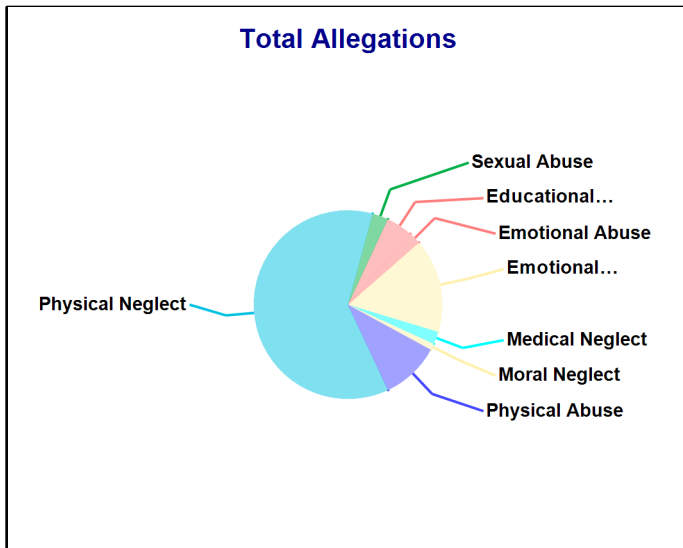
Accepted Reports: 1,722

Substantiated Reports: 224

Substantiation Rate: 13 %

Allegations	Total	Substantiated	Substantiation Rate
Physical Abuse	459	70	15 %
Educational Neglect	207	39	19 %
Emotional Neglect	733	155	21 %
High Risk Newborn	-	-	-
Medical Neglect	98	11	11 %
At Risk	-	-	-
Physical Neglect	2,785	665	24 %
Sexual Abuse	125	33	26 %
Emotional Abuse	94	<=10	0 - 10 %
Human_Trafficking	-	-	-
Moral Neglect	51	<=10	0 - 10 %
<b>Total Allegations</b>	<b>4,552</b>	<b>981</b>	<b>22 %</b>

Children Substantiated as Abuse/Neglect/Uncared for: 338



State of Connecticut  
 Department of Children and Families  
 Town Pages  
 State Fiscal Year: 2023

Number of Accepted Reports and allegations to DCF  
 Town: WATERFORD


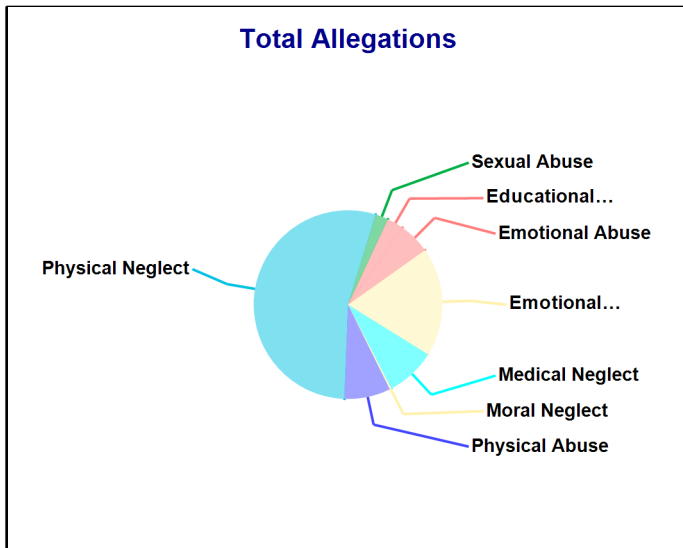
Accepted Reports: 131

Substantiated Reports: 17

Substantiation Rate: 13 %

Allegations	Total	Substantiated	Substantiation Rate
Physical Abuse	25	<=10	0 - 10 %
Educational Neglect	<=10	-	0 - 10 %
Emotional Neglect	59	27	46 %
High Risk Newborn	-	-	-
Medical Neglect	27	-	-
At Risk	-	-	-
Physical Neglect	171	40	23 %
Sexual Abuse	<=10	<=10	10 - 20 %
Emotional Abuse	17	<=10	50 - 60 %
Human_Trafficking	-	-	-
Moral Neglect	<=10	-	0 - 10 %
<b>Total Allegations</b>	<b>316</b>	<b>79</b>	<b>25 %</b>

Children Substantiated as Abuse/Neglect/Uncared for: 33



State of Connecticut  
 Department of Children and Families  
 Town Pages  
 State Fiscal Year: 2023

Number of Accepted Reports and allegations to DCF  
 Town: WATERTOWN

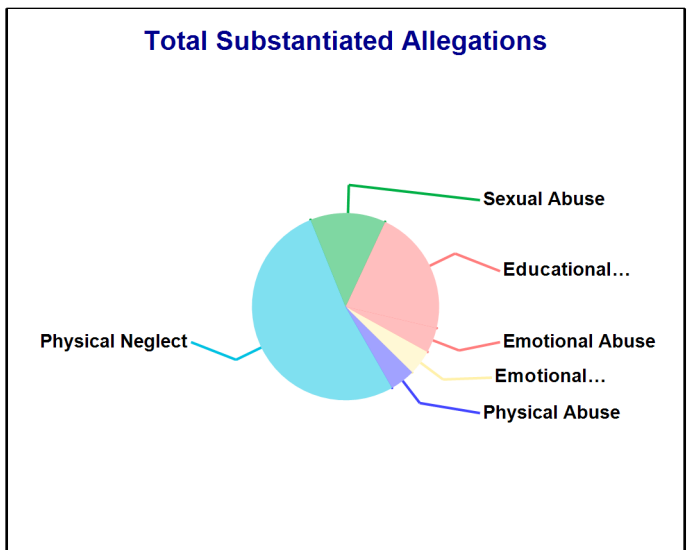
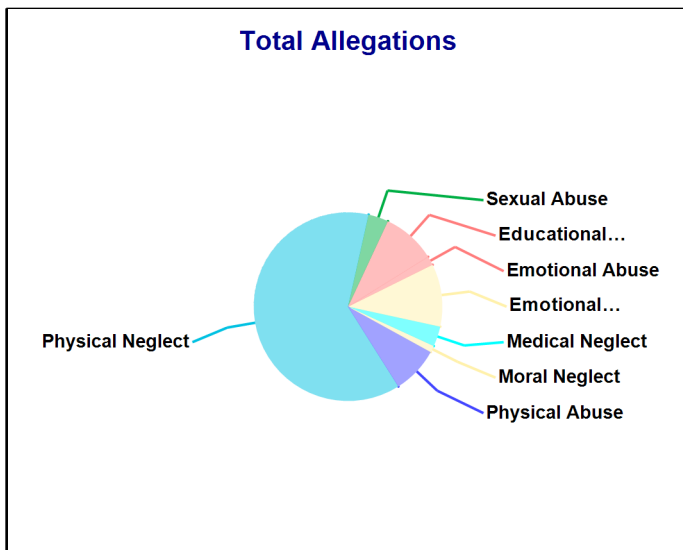
Accepted Reports: 112

Substantiated Reports: 9

Substantiation Rate: 8 %

Allegations	Total	Substantiated	Substantiation Rate
Physical Abuse	21	<=10	0 - 10 %
Educational Neglect	24	<=10	20 - 30 %
Emotional Neglect	28	<=10	0 - 10 %
High Risk Newborn	-	-	-
Medical Neglect	<=10	-	0 - 10 %
At Risk	-	-	-
Physical Neglect	163	12	7 %
Sexual Abuse	<=10	<=10	30 - 40 %
Emotional Abuse	<=10	<=10	20 - 30 %
Human_Trafficking	-	-	-
Moral Neglect	<=10	-	0 - 10 %
<b>Total Allegations</b>	<b>261</b>	<b>23</b>	<b>9 %</b>

Children Substantiated as Abuse/Neglect/Uncared for: 15



State of Connecticut  
 Department of Children and Families  
 Town Pages  
 State Fiscal Year: 2023

Number of Accepted Reports and allegations to DCF  
 Town: WEST HARTFORD

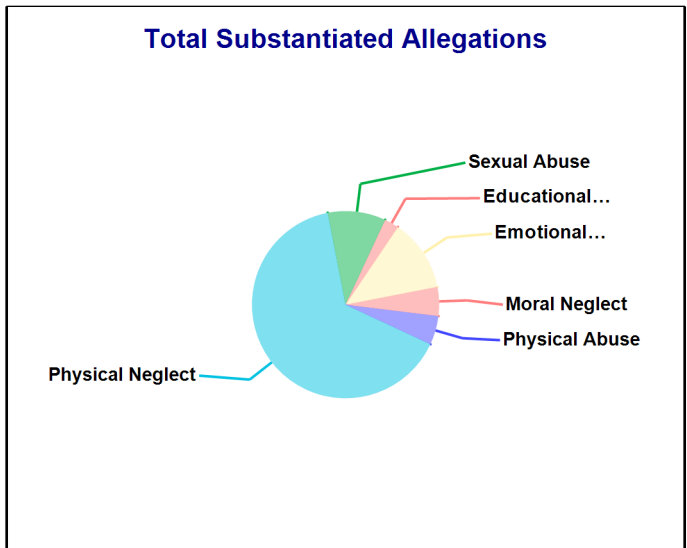
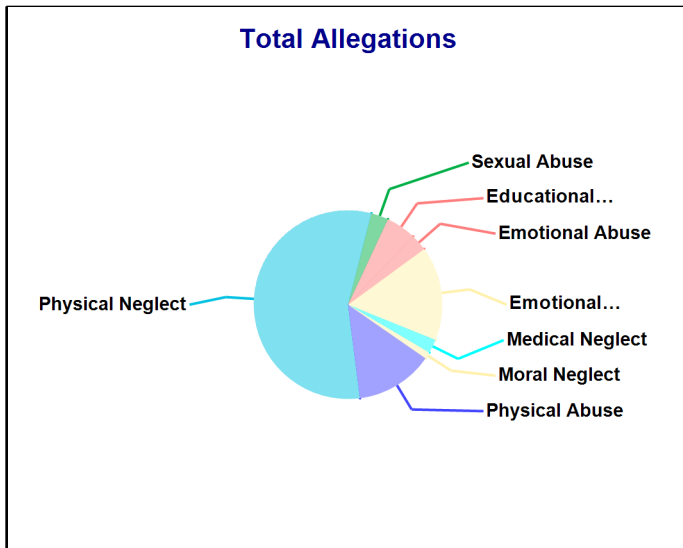
Accepted Reports: 331

Substantiated Reports: 22

Substantiation Rate: 7 %

Allegations	Total	Substantiated	Substantiation Rate
Physical Abuse	90	<=10	0 - 10 %
Educational Neglect	35	<=10	0 - 10 %
Emotional Neglect	109	<=10	0 - 10 %
High Risk Newborn	-	-	-
Medical Neglect	16	-	-
At Risk	-	-	-
Physical Neglect	378	26	7 %
Sexual Abuse	20	<=10	10 - 20 %
Emotional Abuse	19	-	-
Human_Trafficking	-	-	-
Moral Neglect	<=10	<=10	20 - 30 %
<b>Total Allegations</b>	<b>675</b>	<b>40</b>	<b>6 %</b>

Children Substantiated as Abuse/Neglect/Uncared for: 27



State of Connecticut  
 Department of Children and Families  
 Town Pages  
 State Fiscal Year: 2023

Number of Accepted Reports and allegations to DCF  
 Town: WEST HAVEN


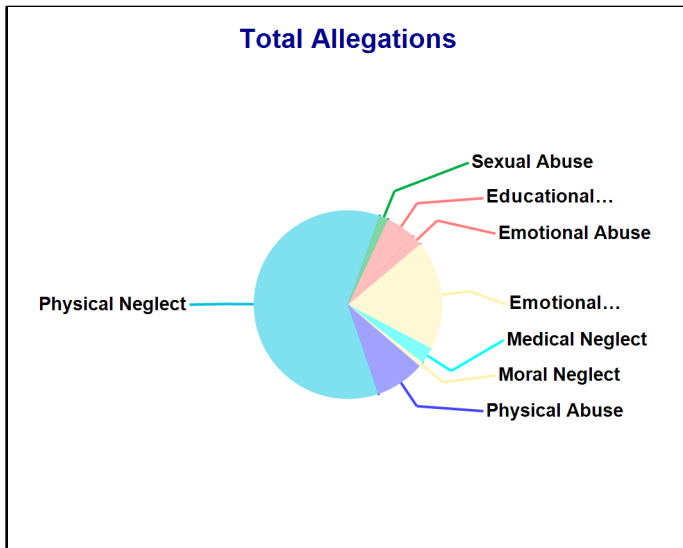
Accepted Reports: 507

Substantiated Reports: 63

Substantiation Rate: 12 %

Allegations	Total	Substantiated	Substantiation Rate
Physical Abuse	94	<=10	0 - 10 %
Educational Neglect	57	<=10	10 - 20 %
Emotional Neglect	209	32	15 %
High Risk Newborn	-	-	-
Medical Neglect	31	<=10	10 - 20 %
At Risk	-	-	-
Physical Neglect	674	105	16 %
Sexual Abuse	17	<=10	10 - 20 %
Emotional Abuse	20	<=10	0 - 10 %
Human_Trafficking	-	-	-
Moral Neglect	<=10	-	0 - 10 %
<b>Total Allegations</b>	<b>1,111</b>	<b>155</b>	<b>14 %</b>

Children Substantiated as Abuse/Neglect/Uncared for: 81



State of Connecticut  
 Department of Children and Families  
 Town Pages  
 State Fiscal Year: 2023

Number of Accepted Reports and allegations to DCF  
 Town: WINCHESTER

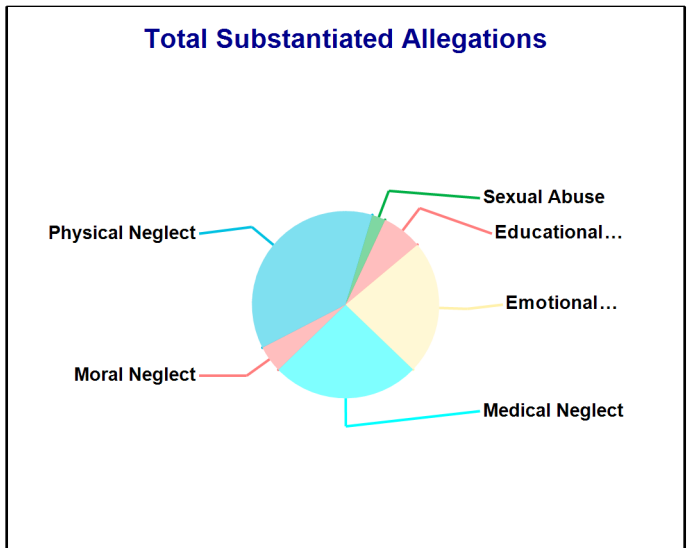
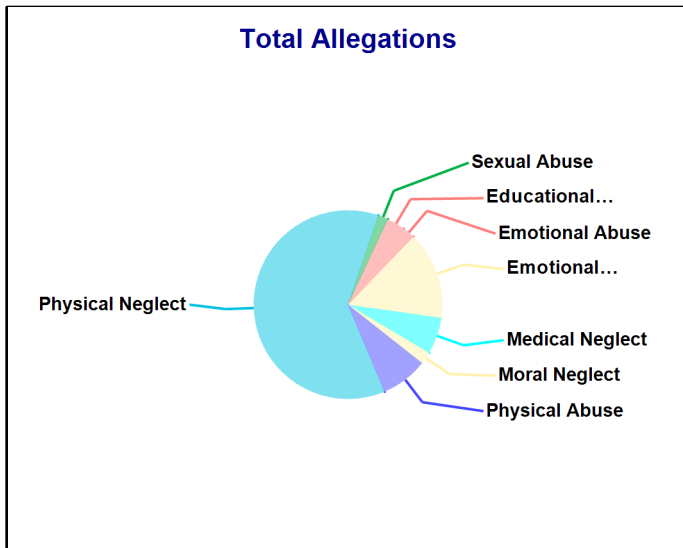
Accepted Reports: 128

Substantiated Reports: 13

Substantiation Rate: 10 %

Allegations	Total	Substantiated	Substantiation Rate
Physical Abuse	23	-	-
Educational Neglect	<=10	<=10	30 - 40 %
Emotional Neglect	43	<=10	20 - 30 %
High Risk Newborn	-	-	-
Medical Neglect	18	11	61 %
At Risk	-	-	-
Physical Neglect	176	16	9 %
Sexual Abuse	<=10	<=10	10 - 20 %
Emotional Abuse	<=10	-	0 - 10 %
Human_Trafficking	-	-	-
Moral Neglect	<=10	<=10	30 - 40 %
<b>Total Allegations</b>	<b>286</b>	<b>43</b>	<b>15 %</b>

Children Substantiated as Abuse/Neglect/Uncared for: 21





State of Connecticut  
 Department of Children and Families  
 Town Pages  
 State Fiscal Year: 2023

Number of Accepted Reports and allegations to DCF  
 Town: WINDHAM

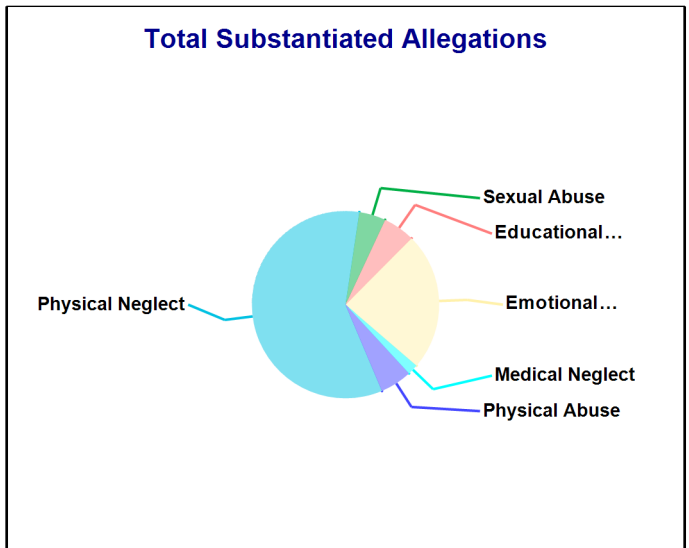
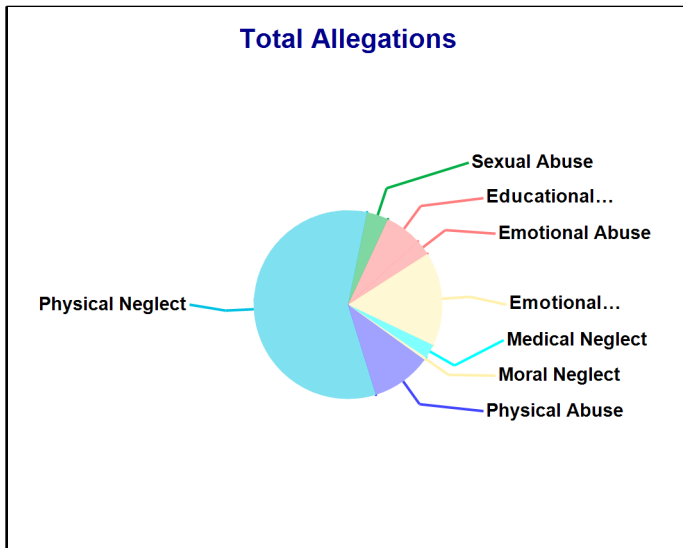
Accepted Reports: 374

Substantiated Reports: 40

Substantiation Rate: 11 %

Allegations	Total	Substantiated	Substantiation Rate
Physical Abuse	86	<=10	0 - 10 %
Educational Neglect	53	<=10	10 - 20 %
Emotional Neglect	135	26	19 %
High Risk Newborn	-	-	-
Medical Neglect	20	<=10	0 - 10 %
At Risk	-	-	-
Physical Neglect	485	64	13 %
Sexual Abuse	31	<=10	10 - 20 %
Emotional Abuse	22	-	-
Human_Trafficking	-	-	-
Moral Neglect	<=10	-	0 - 10 %
<b>Total Allegations</b>	<b>836</b>	<b>109</b>	<b>13 %</b>

Children Substantiated as Abuse/Neglect/Uncared for: 58



State of Connecticut  
 Department of Children and Families  
 Town Pages  
 State Fiscal Year: 2023

Number of Accepted Reports and allegations to DCF  
 Town: WINDSOR

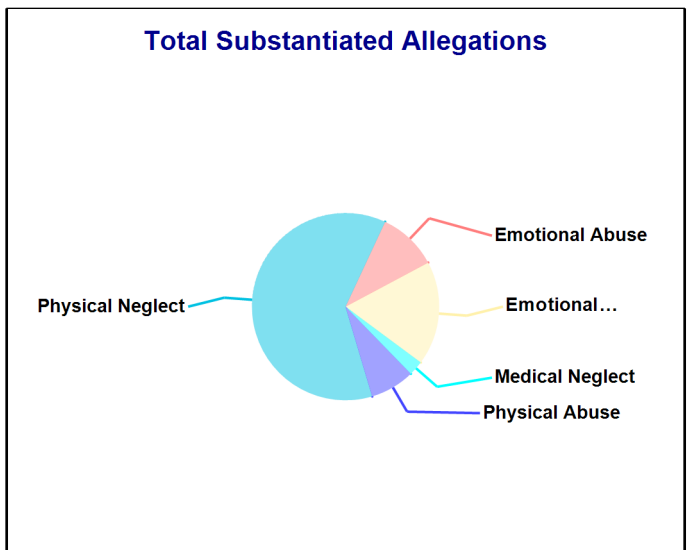
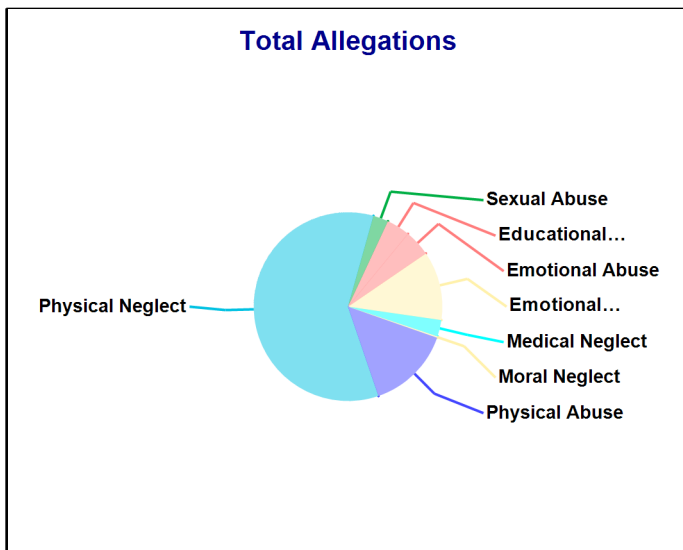
Accepted Reports: 191

Substantiated Reports: 13

Substantiation Rate: 7 %

Allegations	Total	Substantiated	Substantiation Rate
Physical Abuse	61	<=10	0 - 10 %
Educational Neglect	17	-	-
Emotional Neglect	50	<=10	10 - 20 %
High Risk Newborn	-	-	-
Medical Neglect	12	<=10	0 - 10 %
At Risk	-	-	-
Physical Neglect	252	24	10 %
Sexual Abuse	11	-	-
Emotional Abuse	19	<=10	20 - 30 %
Human_Trafficking	-	-	-
Moral Neglect	<=10	-	0 - 10 %
<b>Total Allegations</b>	<b>423</b>	<b>39</b>	<b>9 %</b>

Children Substantiated as Abuse/Neglect/Uncared for: 19



State of Connecticut  
 Department of Children and Families  
 Town Pages  
 State Fiscal Year: 2023

Number of Accepted Reports and allegations to DCF  
 Town: Statewide

Accepted Reports: 31,035

Substantiated Reports: 3,472

Substantiation Rate: 11 %

Allegations	Total	Substantiated	Substantiation Rate
Physical Abuse	6,883	416	6 %
Educational Neglect	4,396	456	10 %
Emotional Neglect	10,202	1,662	16 %
High Risk Newborn	-	-	-
Medical Neglect	1,849	197	11 %
At Risk	-	-	-
Physical Neglect	41,180	6,293	15 %
Sexual Abuse	1,955	487	25 %
Emotional Abuse	1,710	110	6 %
Human_Trafficking	19	<=10	20 - 30 %
Moral Neglect	747	48	6 %
<b>Total Allegations</b>	<b>68,941</b>	<b>9,673</b>	<b>14 %</b>

Children Substantiated as Abuse/Neglect/Uncared for: 4,901

