

**State of Connecticut
Department of Children and Families**

Town Pages

**Number of Accepted Reports and Allegations to DCF
State Fiscal Year: 2022**



Glossary	
Accepted Reports	Represents all Reports called in to the Child Abuse and Neglect Hotline containing allegations that meet the operational definition of abuse and/or neglect. A Report contains one or more children as alleged victims of abuse and/or neglect.
Substantiated Reports	Represents all Accepted Reports where the Investigation resulted in a finding of reasonable cause to believe that neglect and/or abuse has occurred.
Total Allegations	Represents all individual Allegations of Abuse and/or Neglect contained in an Accepted Report . Each alleged child victim can have one or more associated allegations.
Substantiated Allegations	Represents all individual Allegations of Abuse and/or Neglect contained in an Accepted Report where the Investigation resulted in a finding of reasonable cause to believe that neglect and/or abuse has occurred.
Children Substantiated as Abused/Neglect/Uncared For	Represents the number of unique (unduplicated) children that were the victim of substantiated Abuse and/or Neglect during the State Fiscal Year.

Note: For confidentiality reasons, data for towns with 10 or less Children Substantiated as Abuse/Neglect/Uncared For will not be reported as an individual town. However, data on the Statewide page does reflect the data for these towns in the totals.

Note: Town **OTHER** represents towns in the database that do not correspond with any official Connecticut town names. This anomaly is a result of incorrect data entry or other technical factors.

State of Connecticut
 Department of Children and Families
 Town Pages
 State Fiscal Year: 2022

Number of Accepted Reports and allegations to DCF
 Town: ANSONIA

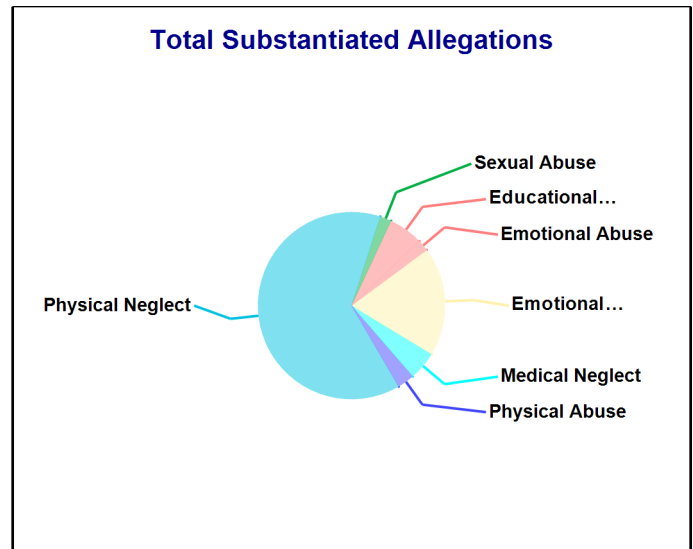
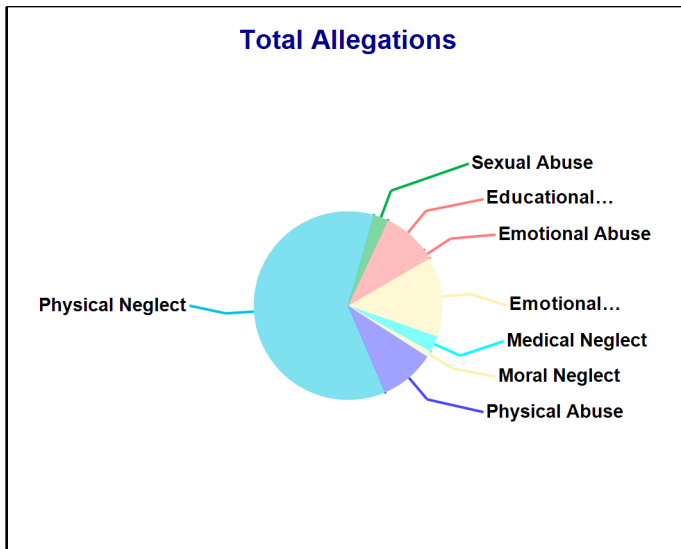
Accepted Reports: 222

Substantiated Reports: 2

Substantiation Rate: 10 - 20 %

Allegations	Total	Substantiated	Substantiation Rate
Sexual Abuse	12	<=10	10 - 20 %
Emotional Abuse	<=10	<=10	20 - 30 %
Human_Trafficking	-	-	-
Moral Neglect	<=10	-	0 - 10 %
Physical Abuse	45	<=10	0 - 10 %
Educational Neglect	38	<=10	10 - 20 %
Emotional Neglect	65	19	29 %
High Risk Newborn	-	-	-
Medical Neglect	13	<=10	30 - 40 %
At Risk	-	-	-
Physical Neglect	289	64	22 %
Total Allegations	475	101	21 %

Children Substantiated as Abuse/Neglect/Uncared for: 49



State of Connecticut
 Department of Children and Families
 Town Pages
 State Fiscal Year: 2022

Number of Accepted Reports and allegations to DCF
 Town: BETHEL

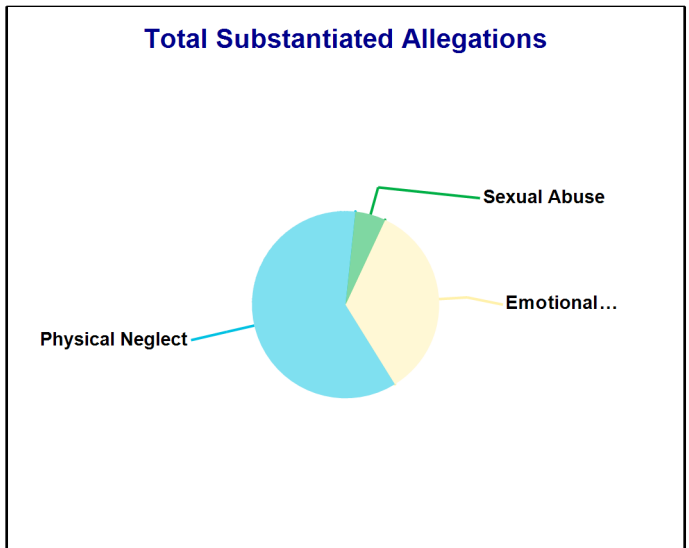
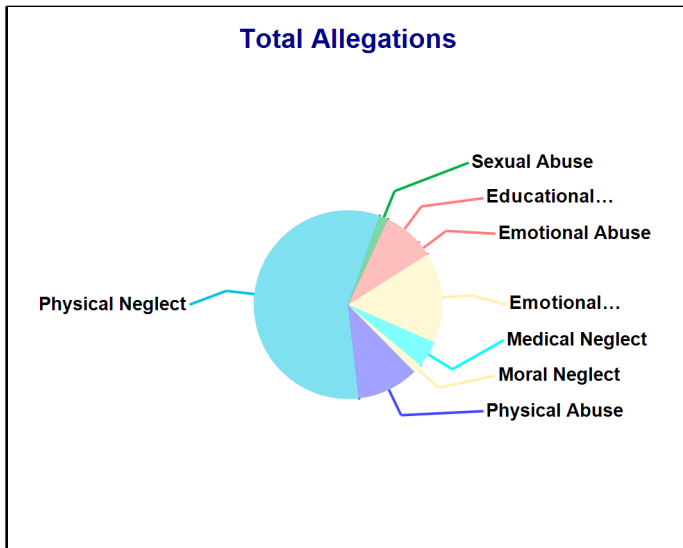
Accepted Reports: 98

Substantiated Reports: 2

Substantiation Rate: 60 - 70 %

Allegations	Total	Substantiated	Substantiation Rate
Sexual Abuse	<=10	<=10	60 - 70 %
Emotional Abuse	<=10	-	0 - 10 %
Human_Trafficking	-	-	-
Moral Neglect	<=10	-	0 - 10 %
Physical Abuse	21	-	-
Educational Neglect	13	-	-
Emotional Neglect	31	13	42 %
High Risk Newborn	-	-	-
Medical Neglect	<=10	-	0 - 10 %
At Risk	-	-	-
Physical Neglect	114	23	20 %
Total Allegations	199	38	19 %

Children Substantiated as Abuse/Neglect/Uncared for: 15



State of Connecticut
 Department of Children and Families
 Town Pages
 State Fiscal Year: 2022

Number of Accepted Reports and allegations to DCF
 Town: BLOOMFIELD

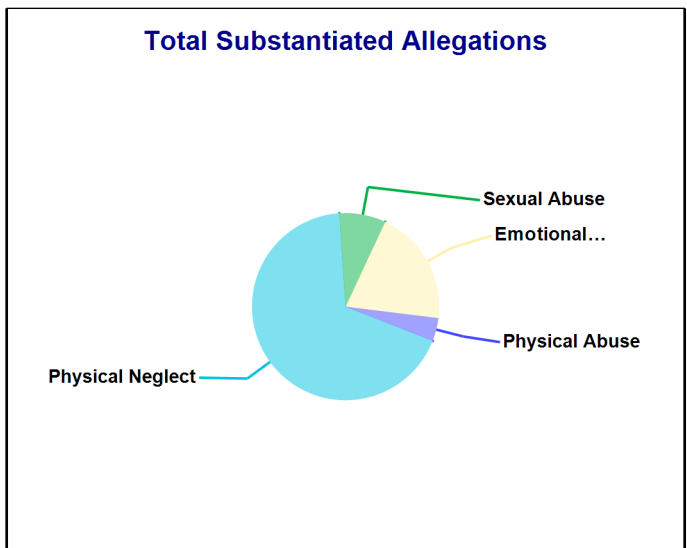
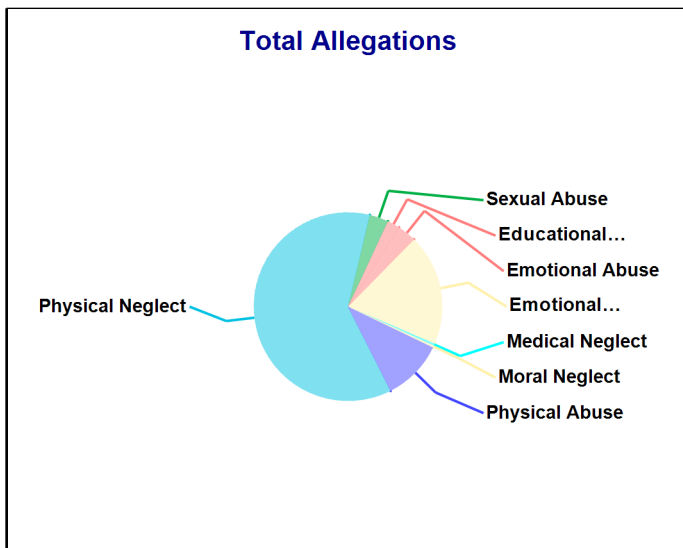
Accepted Reports: 126

Substantiated Reports: 2

Substantiation Rate: 20 - 30 %

Allegations	Total	Substantiated	Substantiation Rate
Sexual Abuse	<=10	<=10	20 - 30 %
Emotional Abuse	<=10	-	0 - 10 %
Human_Trafficking	-	-	-
Moral Neglect	<=10	-	0 - 10 %
Total Allegations	278	25	9 %
Physical Abuse	29	<=10	0 - 10 %
Educational Neglect	<=10	-	0 - 10 %
Emotional Neglect	53	<=10	0 - 10 %
High Risk Newborn	-	-	-
Medical Neglect	<=10	-	0 - 10 %
At Risk	-	-	-
Physical Neglect	170	17	10 %

Children Substantiated as Abuse/Neglect/Uncared for: 16



State of Connecticut
 Department of Children and Families
 Town Pages
 State Fiscal Year: 2022

Number of Accepted Reports and allegations to DCF
 Town: BRANFORD

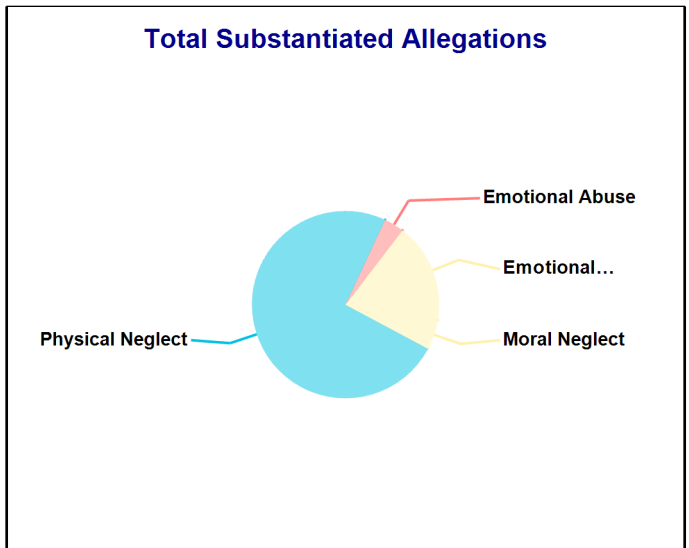
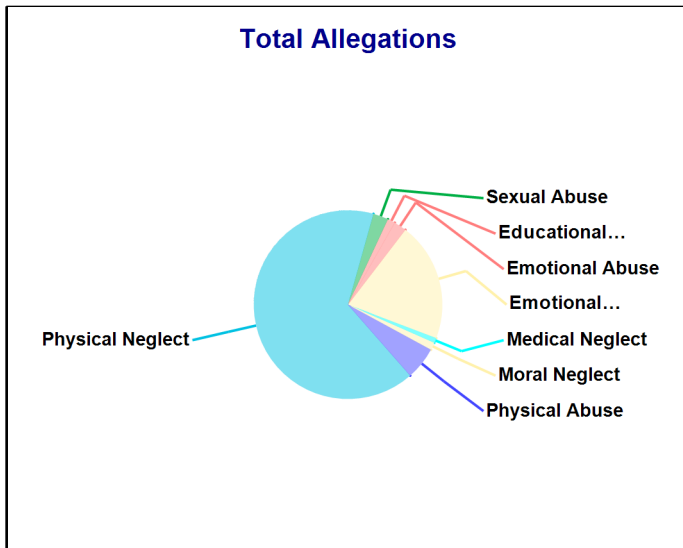
Accepted Reports: 98

Substantiated Reports:

Substantiation Rate: 0 - 10 %

Allegations	Total	Substantiated	Substantiation Rate
Sexual Abuse	<=10	-	0 - 10 %
Emotional Abuse	<=10	<=10	30 - 40 %
Human_Trafficking	-	-	-
Moral Neglect	<=10	<=10	90 - 100 %
Physical Abuse	13	-	-
Educational Neglect	<=10	-	0 - 10 %
Emotional Neglect	47	<=10	20 - 30 %
High Risk Newborn	-	-	-
Medical Neglect	<=10	-	0 - 10 %
At Risk	-	-	-
Physical Neglect	152	43	28 %
Total Allegations	231	58	25 %

Children Substantiated as Abuse/Neglect/Uncared for: 34



State of Connecticut
 Department of Children and Families
 Town Pages
 State Fiscal Year: 2022

Number of Accepted Reports and allegations to DCF
 Town: BRIDGEPORT

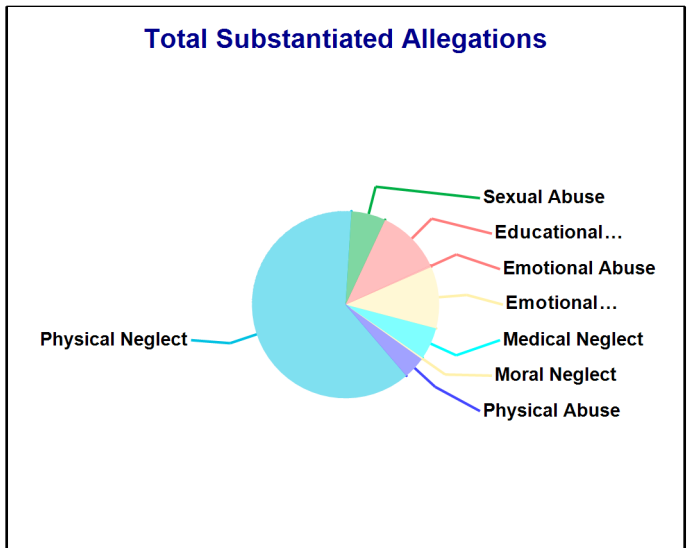
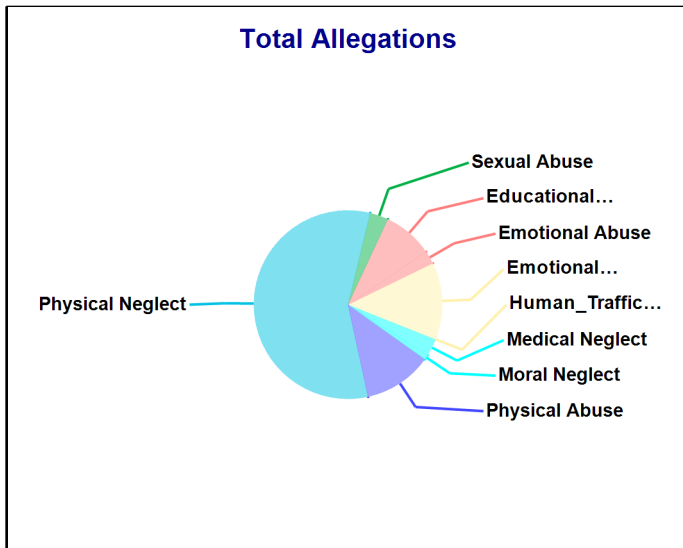
Accepted Reports: 1,735

Substantiated Reports: 40

Substantiation Rate: 33 %

Allegations	Total	Substantiated	Substantiation Rate
Sexual Abuse	121	40	33 %
Emotional Abuse	85	<=10	0 - 10 %
Human_Trafficking	<=10	-	0 - 10 %
Moral Neglect	30	<=10	0 - 10 %
Physical Abuse	448	26	6 %
Educational Neglect	328	75	23 %
Emotional Neglect	503	72	14 %
High Risk Newborn	-	-	-
Medical Neglect	116	37	32 %
At Risk	-	-	-
Physical Neglect	2,181	419	19 %
Total Allegations	3,814	673	18 %

Children Substantiated as Abuse/Neglect/Uncared for: 445



State of Connecticut
 Department of Children and Families
 Town Pages
 State Fiscal Year: 2022

Number of Accepted Reports and allegations to DCF
 Town: BRISTOL

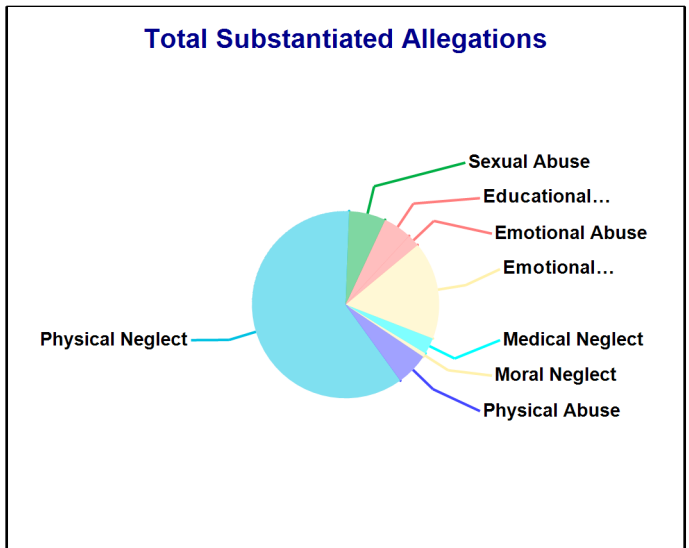
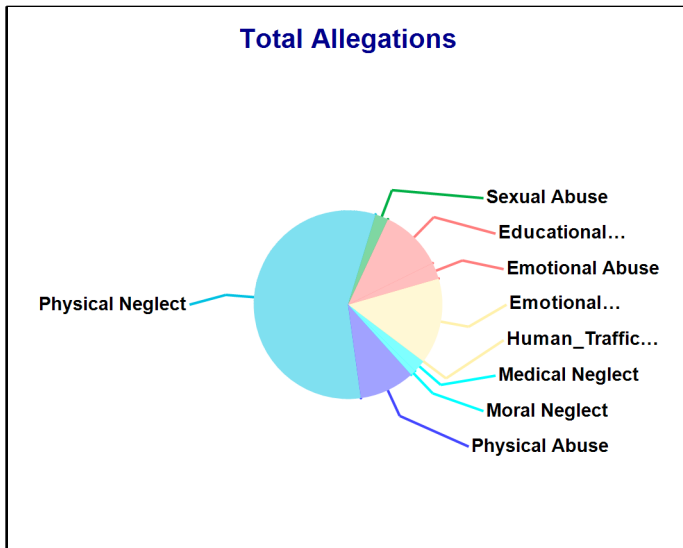
Accepted Reports: 707

Substantiated Reports: 9

Substantiation Rate: 20 - 30 %

Allegations	Total	Substantiated	Substantiation Rate
Sexual Abuse	36	<=10	20 - 30 %
Emotional Abuse	45	<=10	0 - 10 %
Human_Trafficking	<=10	-	0 - 10 %
Moral Neglect	15	<=10	0 - 10 %
Physical Abuse	153	<=10	0 - 10 %
Educational Neglect	174	<=10	0 - 10 %
Emotional Neglect	237	24	10 %
High Risk Newborn	-	-	-
Medical Neglect	34	<=10	10 - 20 %
At Risk	-	-	-
Physical Neglect	917	86	9 %
Total Allegations	1,612	142	9 %

Children Substantiated as Abuse/Neglect/Uncared for: 80



State of Connecticut
 Department of Children and Families
 Town Pages
 State Fiscal Year: 2022

Number of Accepted Reports and allegations to DCF
 Town: BROOKLYN

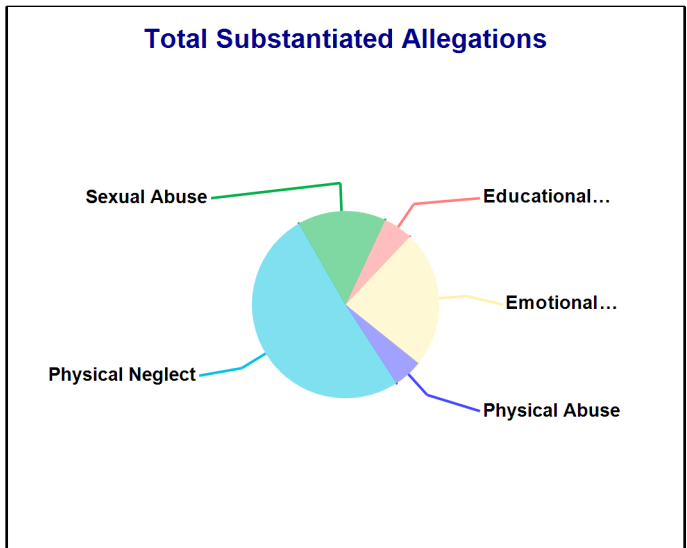
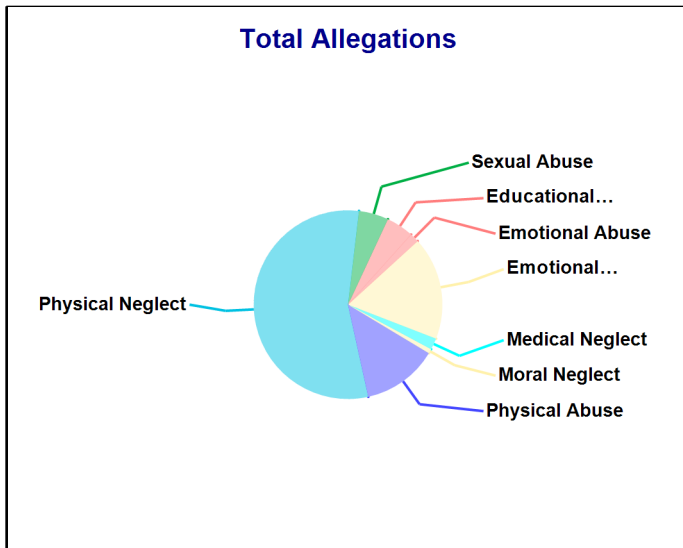
Accepted Reports: 92

Substantiated Reports:

Substantiation Rate: 0 - 10 %

Allegations	Total	Substantiated	Substantiation Rate
Emotional Abuse	<=10	-	0 - 10 %
Human_Trafficking	-	-	-
Moral Neglect	<=10	-	0 - 10 %
Total Allegations	255	59	23 %
Physical Abuse	33	<=10	0 - 10 %
Educational Neglect	12	<=10	20 - 30 %
Emotional Neglect	45	14	31 %
High Risk Newborn	-	-	-
Medical Neglect	<=10	-	0 - 10 %
At Risk	-	-	-
Physical Neglect	141	30	21 %
Sexual Abuse	13	<=10	60 - 70 %

Children Substantiated as Abuse/Neglect/Uncared for: 20



State of Connecticut
 Department of Children and Families
 Town Pages
 State Fiscal Year: 2022

Number of Accepted Reports and allegations to DCF
 Town: COLCHESTER

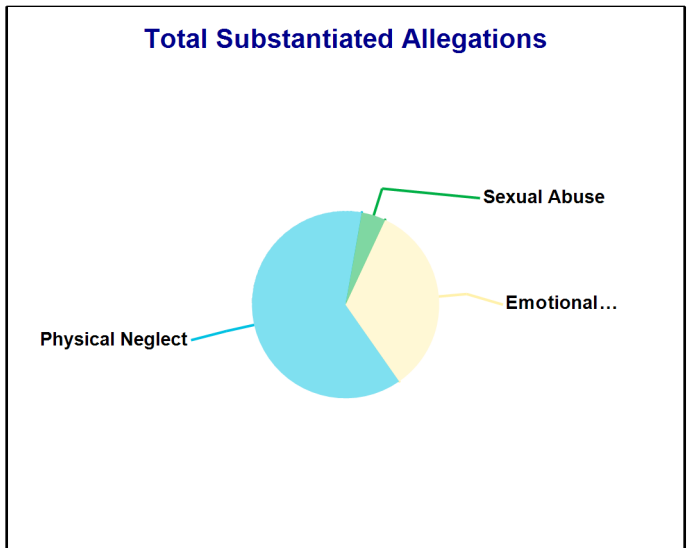
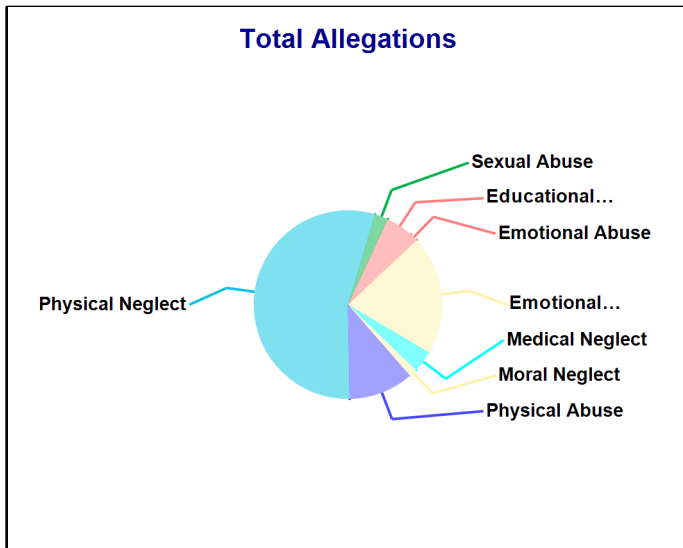
Accepted Reports: 108

Substantiated Reports:

Substantiation Rate: 0 - 10 %

Allegations	Total	Substantiated	Substantiation Rate
Emotional Abuse	<=10	-	0 - 10 %
Human_Trafficking	-	-	-
Moral Neglect	<=10	-	0 - 10 %
Total Allegations	215	24	11 %
Physical Abuse	24	-	-
Educational Neglect	<=10	-	0 - 10 %
Emotional Neglect	44	<=10	10 - 20 %
High Risk Newborn	-	-	-
Medical Neglect	<=10	-	0 - 10 %
At Risk	-	-	-
Physical Neglect	118	15	13 %
Sexual Abuse	<=10	<=10	10 - 20 %

Children Substantiated as Abuse/Neglect/Uncared for: 16



State of Connecticut
 Department of Children and Families
 Town Pages
 State Fiscal Year: 2022

Number of Accepted Reports and allegations to DCF
 Town: DANBURY

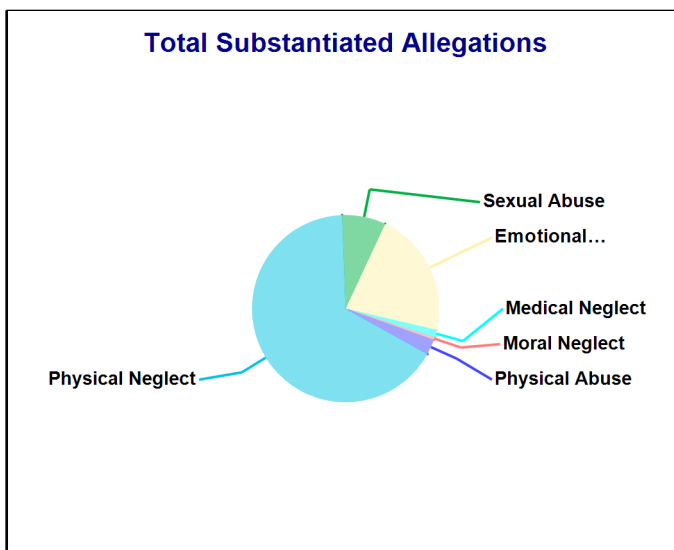
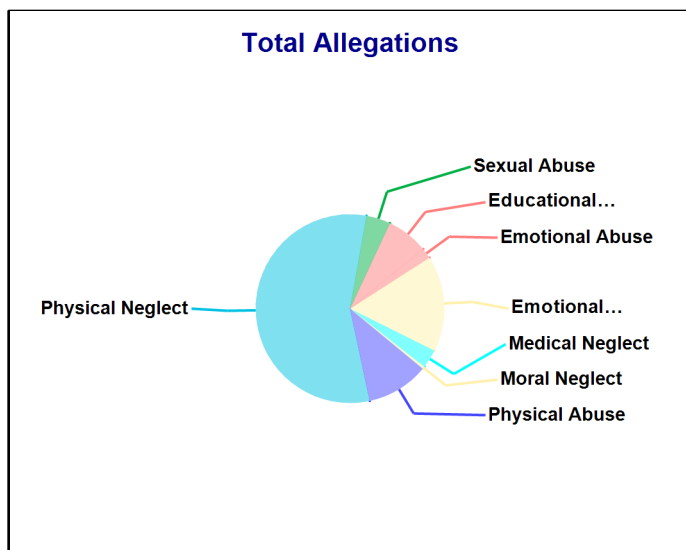
Accepted Reports: 609

Substantiated Reports: 17

Substantiation Rate: 30 %

Allegations	Total	Substantiated	Substantiation Rate
Sexual Abuse	56	17	30 %
Emotional Abuse	24	-	-
Human_Trafficking	-	-	-
Moral Neglect	<=10	<=10	10 - 20 %
Physical Abuse	144	<=10	0 - 10 %
Educational Neglect	97	-	-
Emotional Neglect	222	49	22 %
High Risk Newborn	-	-	-
Medical Neglect	43	<=10	0 - 10 %
At Risk	-	-	-
Physical Neglect	758	150	20 %
Total Allegations	1,350	226	17 %

Children Substantiated as Abuse/Neglect/Uncared for: 125



State of Connecticut
 Department of Children and Families
 Town Pages
 State Fiscal Year: 2022

Number of Accepted Reports and allegations to DCF
 Town: DERBY

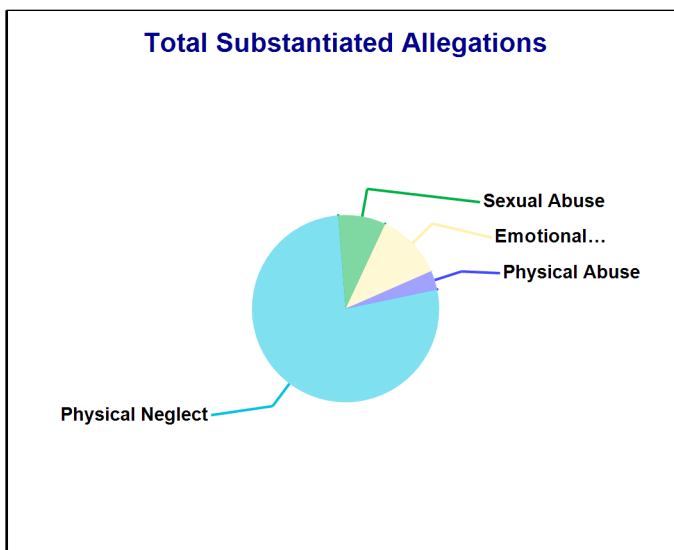
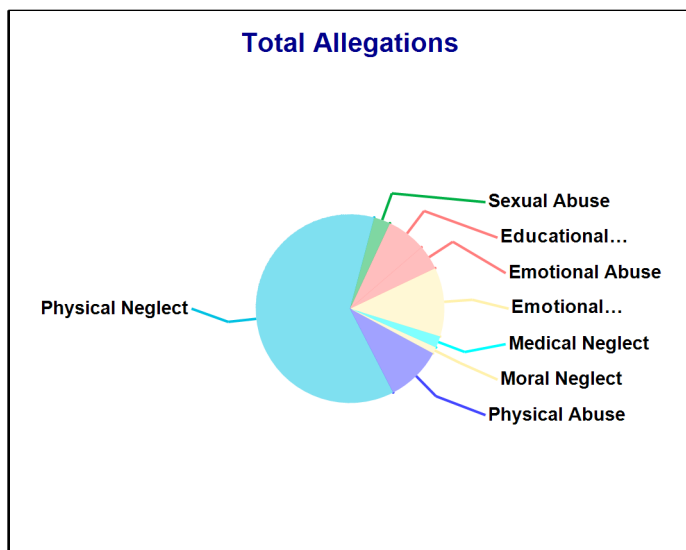
Accepted Reports: 147

Substantiated Reports: 5

Substantiation Rate: 40 - 50 %

Allegations	Total	Substantiated	Substantiation Rate
Sexual Abuse	<=10	<=10	40 - 50 %
Emotional Abuse	15	-	-
Human_Trafficking	-	-	-
Moral Neglect	<=10	-	0 - 10 %
Physical Abuse	34	<=10	0 - 10 %
Educational Neglect	24	-	-
Emotional Neglect	42	<=10	10 - 20 %
High Risk Newborn	-	-	-
Medical Neglect	<=10	-	0 - 10 %
At Risk	-	-	-
Physical Neglect	219	47	21 %
Total Allegations	355	61	17 %

Children Substantiated as Abuse/Neglect/Uncared for: 32



State of Connecticut
 Department of Children and Families
 Town Pages
 State Fiscal Year: 2022

Number of Accepted Reports and allegations to DCF
 Town: EAST HAMPTON

Accepted Reports: 68

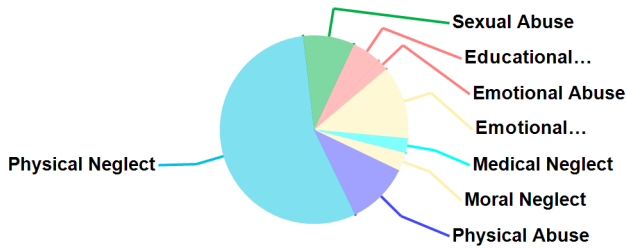
Substantiated Reports:

Substantiation Rate: 0 - 10 %

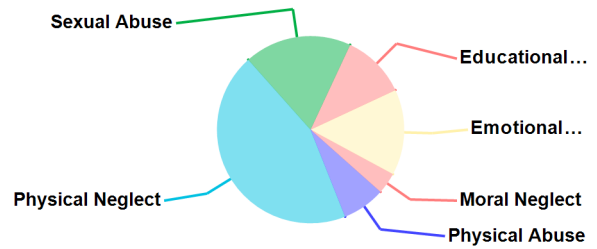
Allegations	Total	Substantiated	Substantiation Rate
Emotional Abuse	<=10	-	0 - 10 %
Human_Trafficking	-	-	-
Moral Neglect	<=10	<=10	10 - 20 %
Total Allegations	159	27	17 %
Physical Abuse	17	<=10	10 - 20 %
Educational Neglect	<=10	<=10	30 - 40 %
Emotional Neglect	20	<=10	10 - 20 %
High Risk Newborn	-	-	-
Medical Neglect	<=10	-	0 - 10 %
At Risk	-	-	-
Physical Neglect	88	12	14 %
Sexual Abuse	14	<=10	30 - 40 %

Children Substantiated as Abuse/Neglect/Uncared for: 15

Total Allegations



Total Substantiated Allegations



State of Connecticut
 Department of Children and Families
 Town Pages
 State Fiscal Year: 2022

Number of Accepted Reports and allegations to DCF
 Town: EAST HARTFORD

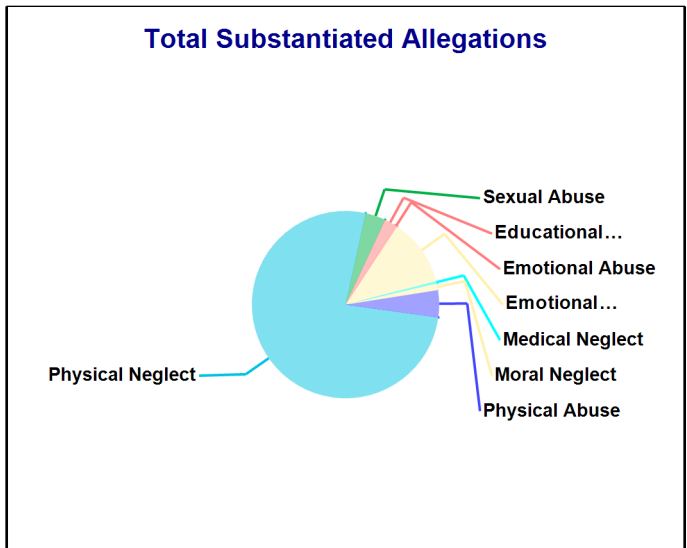
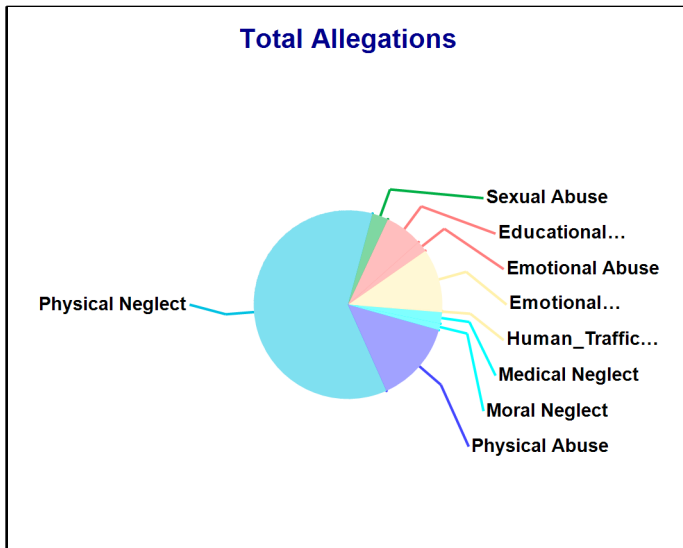
Accepted Reports: 602

Substantiated Reports: 9

Substantiation Rate: 20 - 30 %

Allegations	Total	Substantiated	Substantiation Rate
Sexual Abuse	37	<=10	20 - 30 %
Emotional Abuse	25	<=10	0 - 10 %
Human_Trafficking	<=10	-	0 - 10 %
Moral Neglect	15	<=10	10 - 20 %
Total Allegations	1,339	257	19 %
Physical Abuse	187	12	6 %
Educational Neglect	87	<=10	0 - 10 %
Emotional Neglect	144	30	21 %
High Risk Newborn	-	-	-
Medical Neglect	26	<=10	0 - 10 %
At Risk	-	-	-
Physical Neglect	815	196	24 %

Children Substantiated as Abuse/Neglect/Uncared for: 112



State of Connecticut
 Department of Children and Families
 Town Pages
 State Fiscal Year: 2022

Number of Accepted Reports and allegations to DCF
 Town: EAST HAVEN

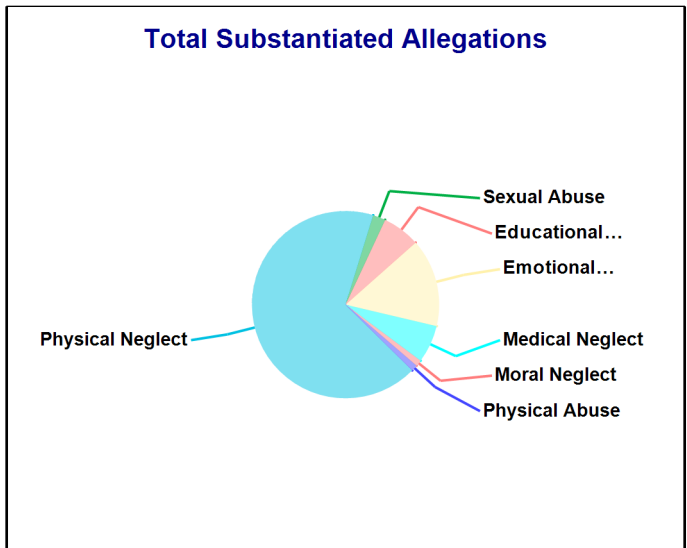
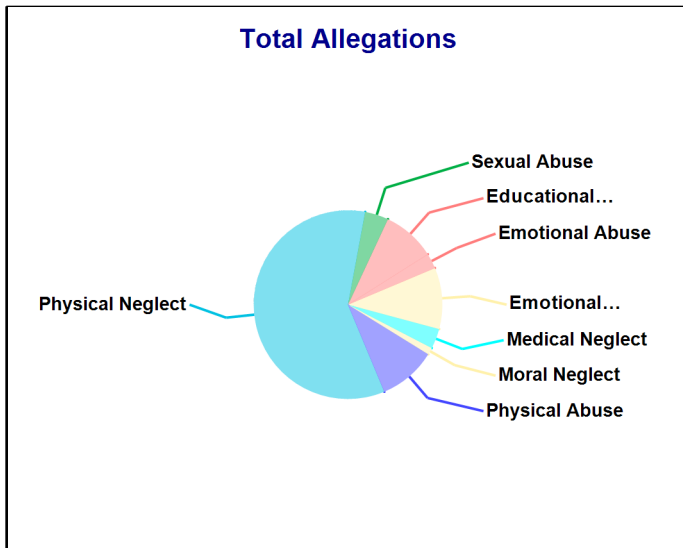
Accepted Reports: 252

Substantiated Reports: 2

Substantiation Rate: 0 - 10 %

Allegations	Total	Substantiated	Substantiation Rate
Sexual Abuse	20	<=10	0 - 10 %
Emotional Abuse	13	-	-
Human_Trafficking	-	-	-
Moral Neglect	<=10	<=10	10 - 20 %
Physical Abuse	49	<=10	0 - 10 %
Educational Neglect	45	<=10	10 - 20 %
Emotional Neglect	52	14	27 %
High Risk Newborn	-	-	-
Medical Neglect	17	<=10	30 - 40 %
At Risk	-	-	-
Physical Neglect	293	62	21 %
Total Allegations	495	92	19 %

Children Substantiated as Abuse/Neglect/Uncared for: 46



State of Connecticut
 Department of Children and Families
 Town Pages
 State Fiscal Year: 2022

Number of Accepted Reports and allegations to DCF
 Town: EAST LYME


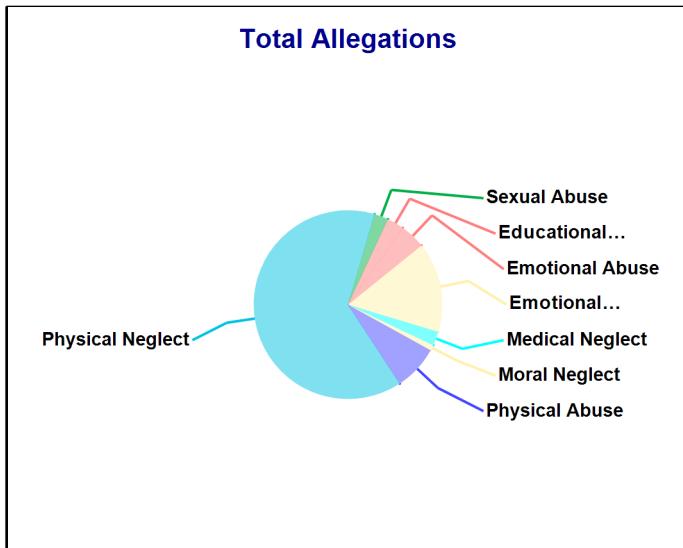
Accepted Reports: 106

Substantiated Reports: 1

Substantiation Rate: 10 - 20 %

Allegations	Total	Substantiated	Substantiation Rate
Emotional Abuse	<=10	<=10	10 - 20 %
Human_Trafficking	-	-	-
Moral Neglect	<=10	-	0 - 10 %
Total Allegations	207	51	25 %
Physical Abuse	16	<=10	0 - 10 %
Educational Neglect	<=10	<=10	40 - 50 %
Emotional Neglect	32	14	44 %
High Risk Newborn	-	-	-
Medical Neglect	<=10	-	0 - 10 %
At Risk	-	-	-
Physical Neglect	132	28	21 %
Sexual Abuse	<=10	<=10	70 - 80 %

Children Substantiated as Abuse/Neglect/Uncared for: 25



State of Connecticut
 Department of Children and Families
 Town Pages
 State Fiscal Year: 2022

Number of Accepted Reports and allegations to DCF
 Town: EAST WINDSOR

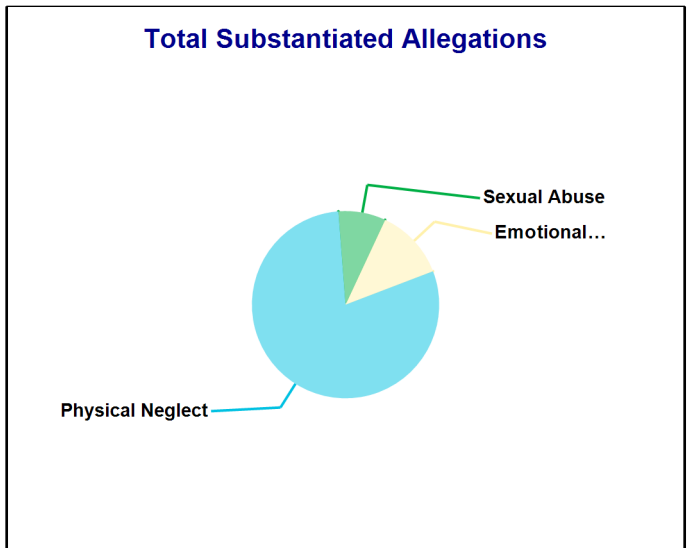
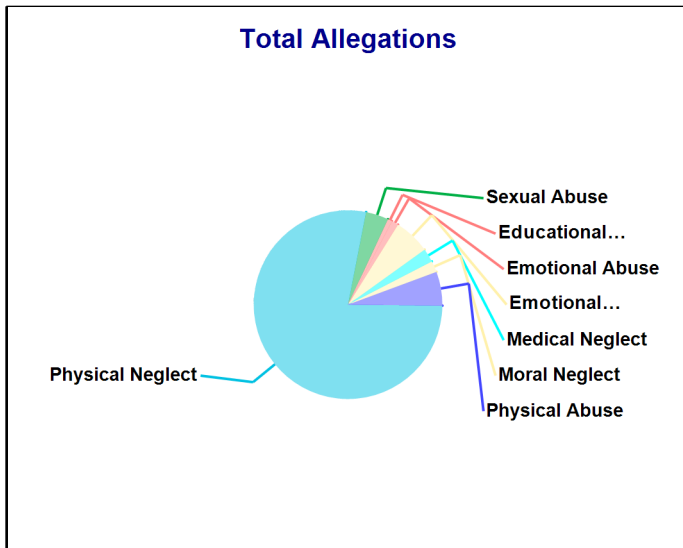
Accepted Reports: 101

Substantiated Reports: 4

Substantiation Rate: 30 - 40 %

Allegations	Total	Substantiated	Substantiation Rate
Sexual Abuse	<=10	<=10	30 - 40 %
Emotional Abuse	<=10	-	0 - 10 %
Human_Trafficking	-	-	-
Moral Neglect	<=10	-	0 - 10 %
Total Allegations	258	49	19 %
Physical Abuse	15	-	-
Educational Neglect	<=10	-	0 - 10 %
Emotional Neglect	16	<=10	30 - 40 %
High Risk Newborn	-	-	-
Medical Neglect	<=10	-	0 - 10 %
At Risk	-	-	-
Physical Neglect	201	39	19 %

Children Substantiated as Abuse/Neglect/Uncared for: 19



State of Connecticut
 Department of Children and Families
 Town Pages
 State Fiscal Year: 2022

Number of Accepted Reports and allegations to DCF
 Town: ELLINGTON

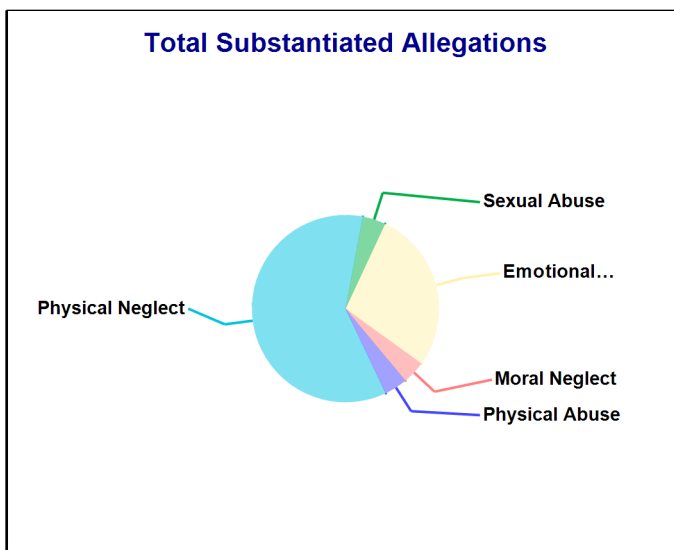
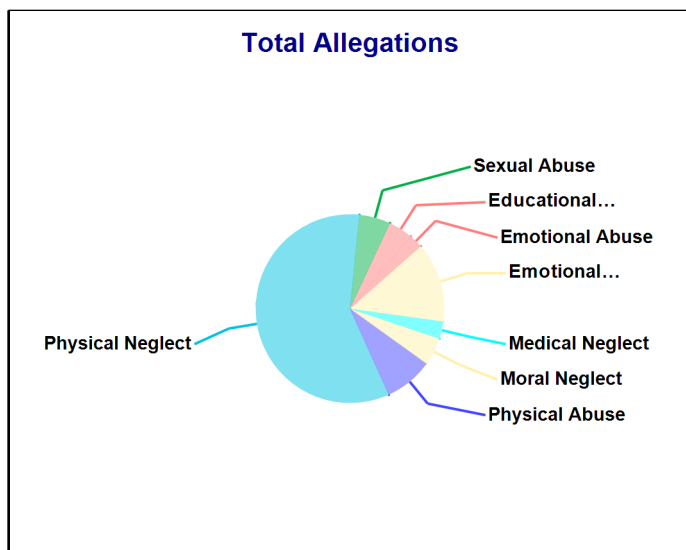
Accepted Reports: 81

Substantiated Reports: 1

Substantiation Rate: 10 - 20 %

Allegations	Total	Substantiated	Substantiation Rate
Sexual Abuse	<=10	<=10	10 - 20 %
Emotional Abuse	<=10	-	0 - 10 %
Human_Trafficking	-	-	-
Moral Neglect	<=10	<=10	10 - 20 %
Total Allegations	168	25	15 %
Physical Abuse	14	<=10	0 - 10 %
Educational Neglect	<=10	-	0 - 10 %
Emotional Neglect	23	<=10	20 - 30 %
High Risk Newborn	-	-	-
Medical Neglect	<=10	-	0 - 10 %
At Risk	-	-	-
Physical Neglect	98	15	15 %

Children Substantiated as Abuse/Neglect/Uncared for: 18



State of Connecticut
 Department of Children and Families
 Town Pages
 State Fiscal Year: 2022

Number of Accepted Reports and allegations to DCF
 Town: ENFIELD


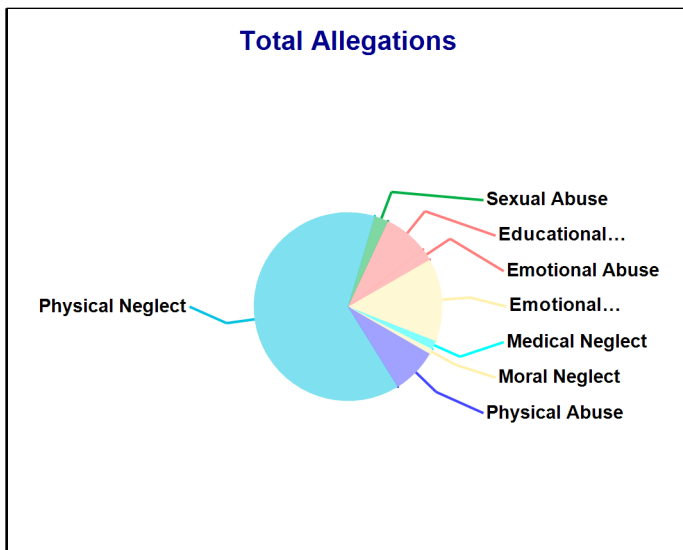
Accepted Reports: 365

Substantiated Reports: 9

Substantiation Rate: 40 - 50 %

Allegations	Total	Substantiated	Substantiation Rate
Sexual Abuse	21	<=10	40 - 50 %
Emotional Abuse	18	-	-
Human_Trafficking	-	-	-
Moral Neglect	<=10	<=10	10 - 20 %
Total Allegations	883	147	17 %
Physical Abuse	69	<=10	0 - 10 %
Educational Neglect	68	<=10	0 - 10 %
Emotional Neglect	126	14	11 %
High Risk Newborn	-	-	-
Medical Neglect	13	-	-
At Risk	-	-	-
Physical Neglect	560	117	21 %

Children Substantiated as Abuse/Neglect/Uncared for: 61



State of Connecticut
 Department of Children and Families
 Town Pages
 State Fiscal Year: 2022

Number of Accepted Reports and allegations to DCF
 Town: FAIRFIELD

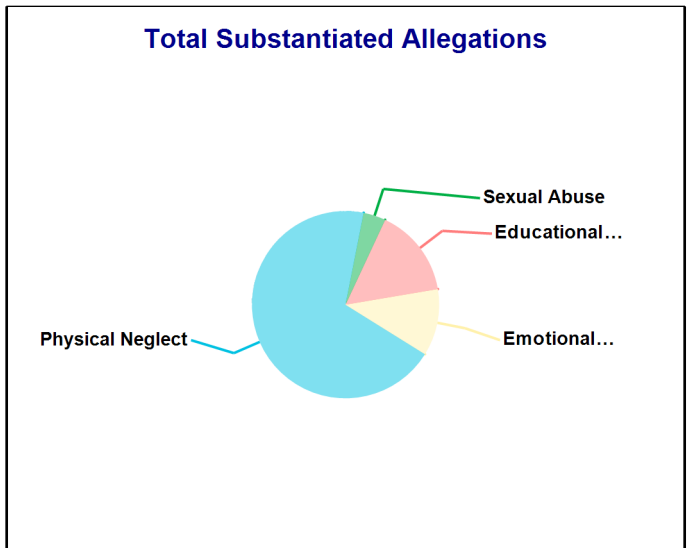
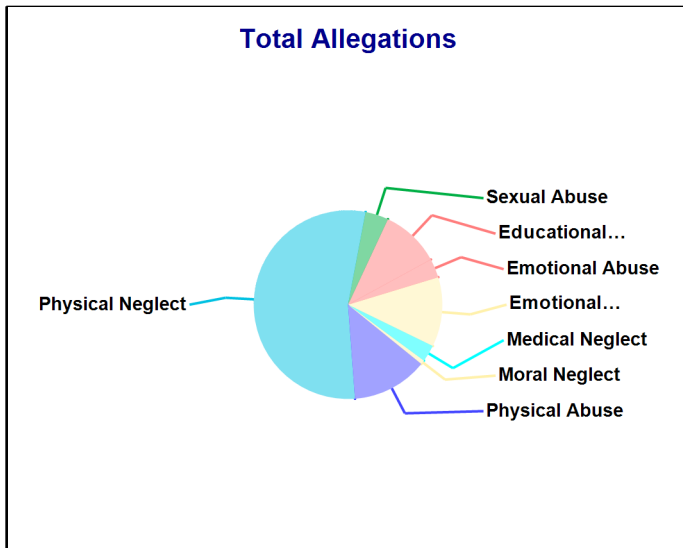
Accepted Reports: 150

Substantiated Reports: 1

Substantiation Rate: 0 - 10 %

Allegations	Total	Substantiated	Substantiation Rate
Sexual Abuse	11	<=10	0 - 10 %
Emotional Abuse	<=10	-	0 - 10 %
Human_Trafficking	-	-	-
Moral Neglect	<=10	-	0 - 10 %
Physical Abuse	36	-	-
Educational Neglect	28	<=10	10 - 20 %
Emotional Neglect	33	<=10	0 - 10 %
High Risk Newborn	-	-	-
Medical Neglect	<=10	-	0 - 10 %
At Risk	-	-	-
Physical Neglect	150	18	12 %
Total Allegations	277	26	9 %

Children Substantiated as Abuse/Neglect/Uncared for: 22



State of Connecticut
 Department of Children and Families
 Town Pages
 State Fiscal Year: 2022

Number of Accepted Reports and allegations to DCF
 Town: GLASTONBURY

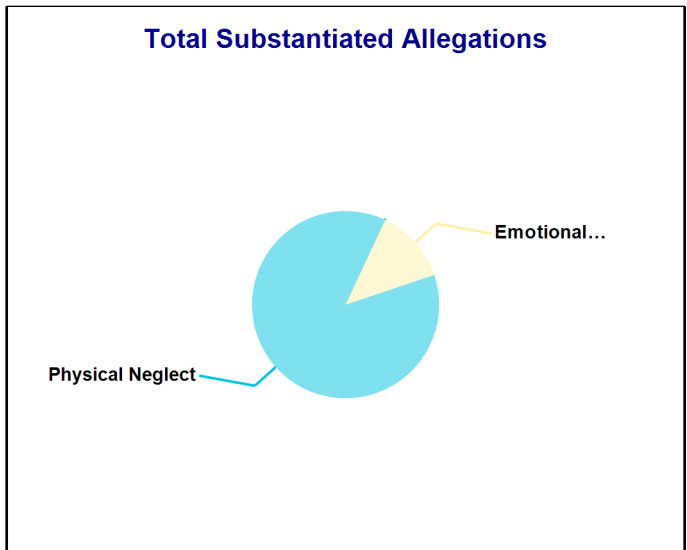
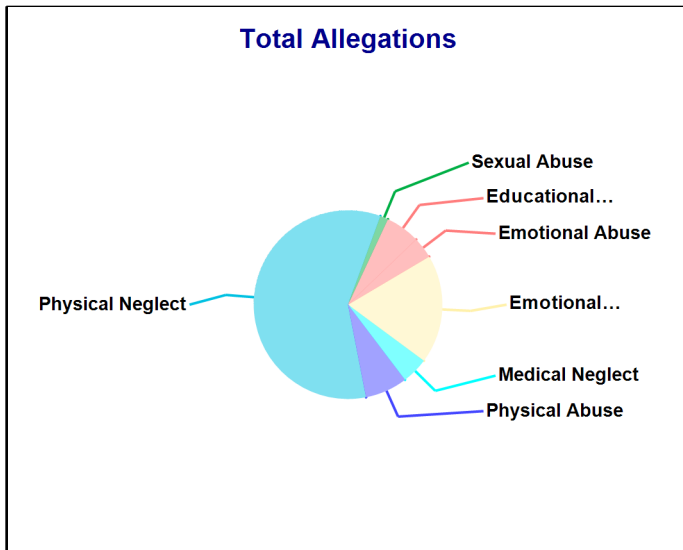
Accepted Reports: 104

Substantiated Reports:

Substantiation Rate: 0 - 10 %

Allegations	Total	Substantiated	Substantiation Rate
Sexual Abuse	<=10	-	0 - 10 %
Emotional Abuse	<=10	-	0 - 10 %
Human_Trafficking	-	-	-
Moral Neglect	-	-	-
Total Allegations	220	31	14 %
Physical Abuse	16	-	-
Educational Neglect	13	-	-
Emotional Neglect	41	<=10	0 - 10 %
High Risk Newborn	-	-	-
Medical Neglect	<=10	-	0 - 10 %
At Risk	-	-	-
Physical Neglect	129	27	21 %

Children Substantiated as Abuse/Neglect/Uncared for: 13



State of Connecticut
 Department of Children and Families
 Town Pages
 State Fiscal Year: 2022

Number of Accepted Reports and allegations to DCF
 Town: GREENWICH

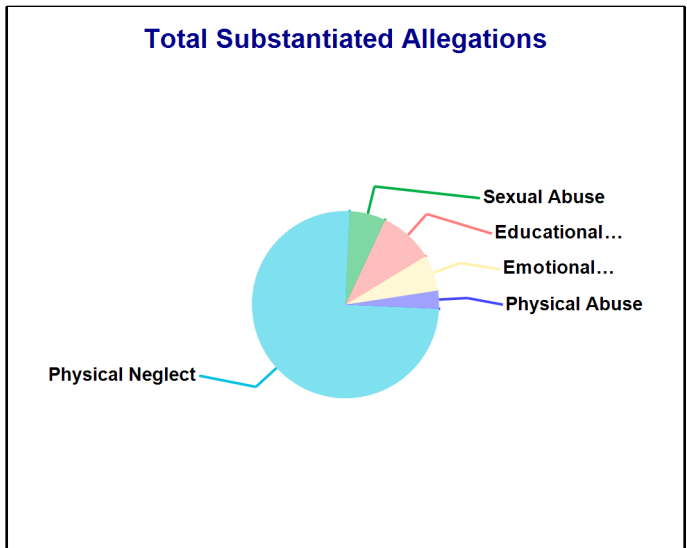
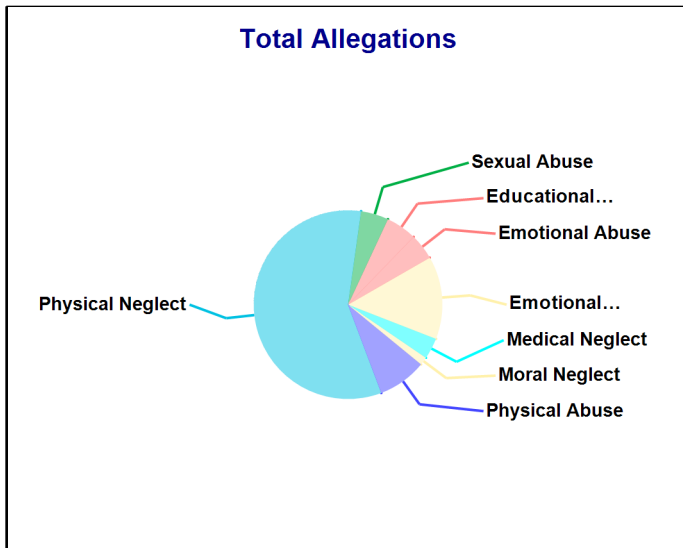
Accepted Reports: 158

Substantiated Reports: 2

Substantiation Rate: 10 - 20 %

Allegations	Total	Substantiated	Substantiation Rate
Sexual Abuse	17	<=10	10 - 20 %
Emotional Abuse	16	-	-
Human_Trafficking	-	-	-
Moral Neglect	<=10	-	0 - 10 %
Physical Abuse	30	<=10	0 - 10 %
Educational Neglect	19	<=10	10 - 20 %
Emotional Neglect	51	<=10	0 - 10 %
High Risk Newborn	-	-	-
Medical Neglect	13	-	-
At Risk	-	-	-
Physical Neglect	208	24	12 %
Total Allegations	359	32	9 %

Children Substantiated as Abuse/Neglect/Uncared for: 25



State of Connecticut
 Department of Children and Families
 Town Pages
 State Fiscal Year: 2022

Number of Accepted Reports and allegations to DCF
 Town: GRISWOLD

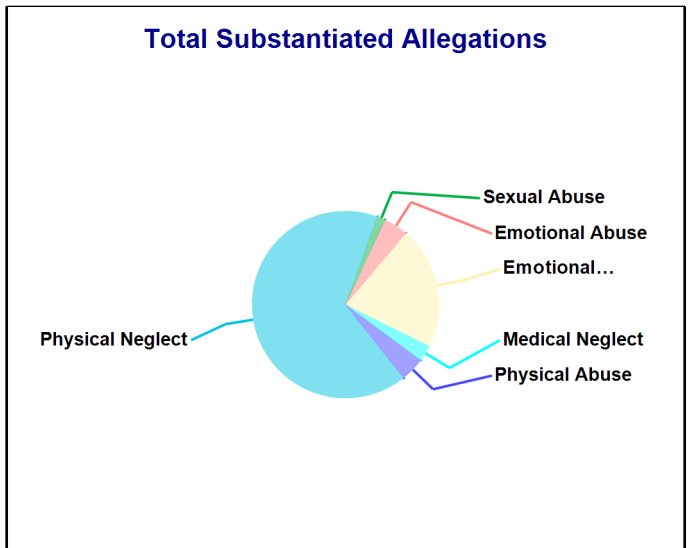
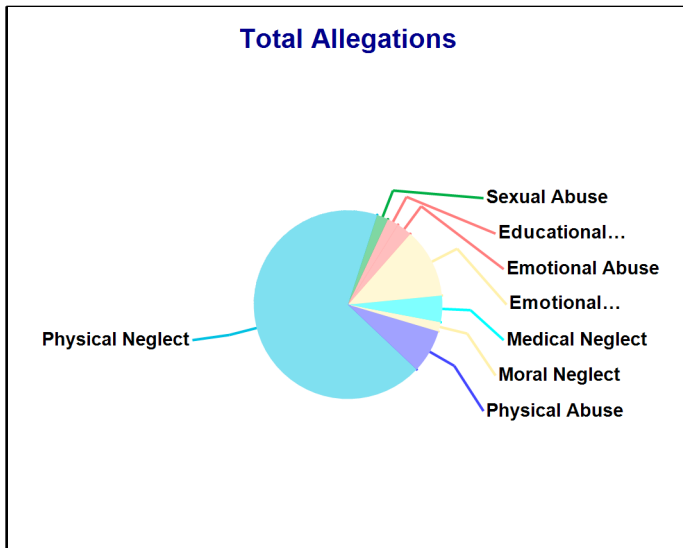
Accepted Reports: 132

Substantiated Reports: 3

Substantiation Rate: 30 - 40 %

Allegations	Total	Substantiated	Substantiation Rate
Emotional Abuse	<=10	<=10	30 - 40 %
Human_Trafficking	-	-	-
Moral Neglect	<=10	-	0 - 10 %
Total Allegations	309	71	23 %
Physical Abuse	23	<=10	10 - 20 %
Educational Neglect	<=10	-	0 - 10 %
Emotional Neglect	37	15	41 %
High Risk Newborn	-	-	-
Medical Neglect	14	<=10	10 - 20 %
At Risk	-	-	-
Physical Neglect	210	47	22 %
Sexual Abuse	<=10	<=10	10 - 20 %

Children Substantiated as Abuse/Neglect/Uncared for: 30



State of Connecticut
 Department of Children and Families
 Town Pages
 State Fiscal Year: 2022

Number of Accepted Reports and allegations to DCF
 Town: GROTON

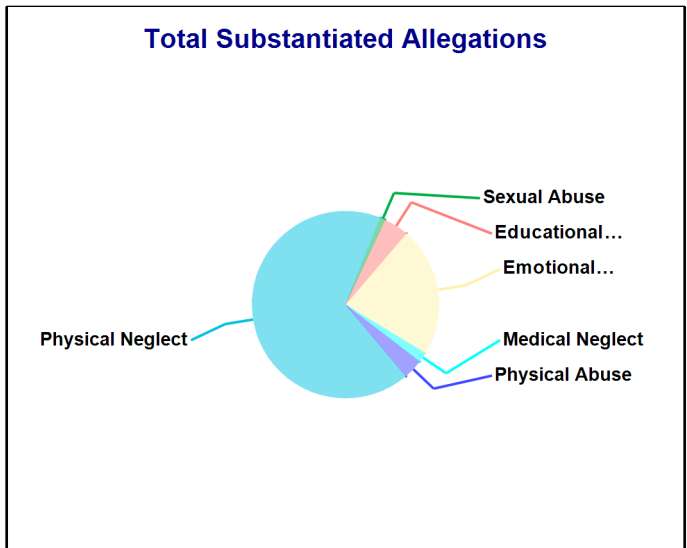
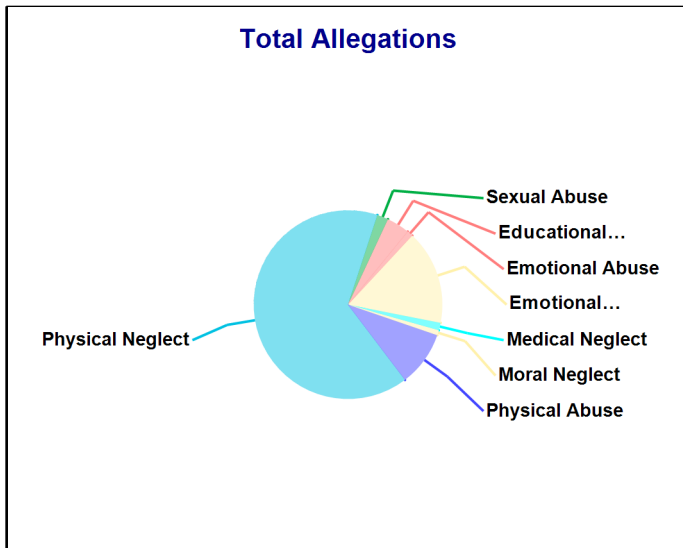
Accepted Reports: 323

Substantiated Reports:

Substantiation Rate: 0 - 10 %

Allegations	Total	Substantiated	Substantiation Rate
Emotional Abuse	<=10	-	0 - 10 %
Human_Trafficking	-	-	-
Moral Neglect	<=10	-	0 - 10 %
Total Allegations	785	232	30 %
Physical Abuse	74	<=10	10 - 20 %
Educational Neglect	31	<=10	30 - 40 %
Emotional Neglect	127	52	41 %
High Risk Newborn	-	-	-
Medical Neglect	<=10	<=10	30 - 40 %
At Risk	-	-	-
Physical Neglect	513	156	30 %
Sexual Abuse	15	<=10	10 - 20 %

Children Substantiated as Abuse/Neglect/Uncared for: 87



State of Connecticut
 Department of Children and Families
 Town Pages
 State Fiscal Year: 2022

Number of Accepted Reports and allegations to DCF
 Town: HAMDEN

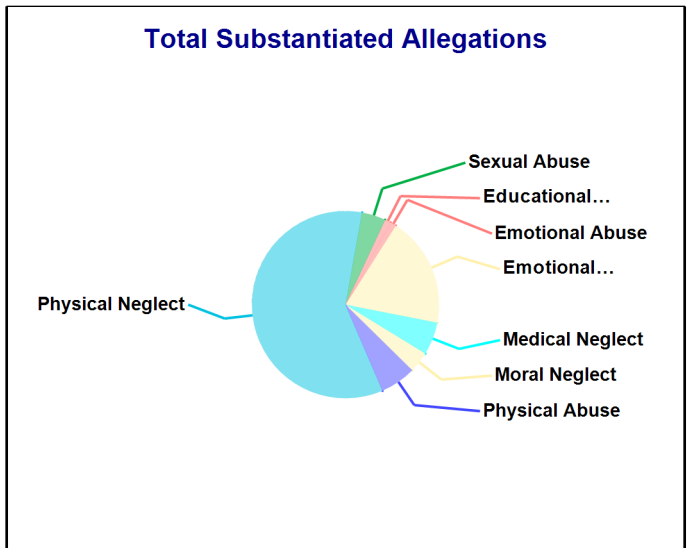
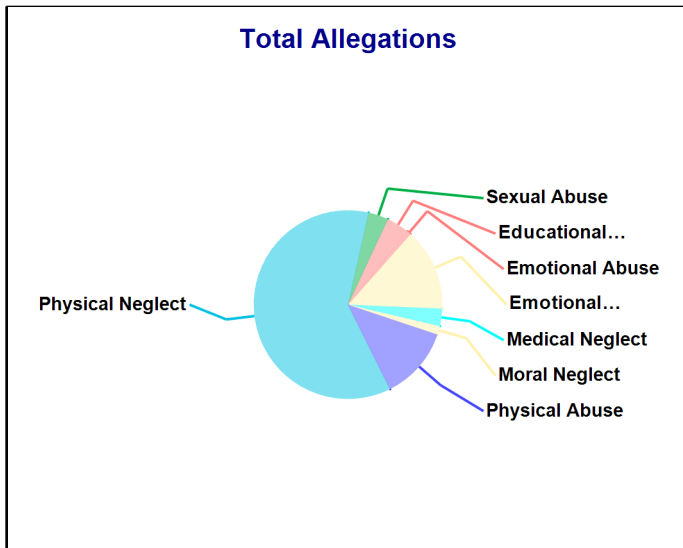
Accepted Reports: 366

Substantiated Reports: 8

Substantiation Rate: 20 - 30 %

Allegations	Total	Substantiated	Substantiation Rate
Sexual Abuse	30	<=10	20 - 30 %
Emotional Abuse	<=10	<=10	30 - 40 %
Human_Trafficking	-	-	-
Moral Neglect	13	<=10	50 - 60 %
Physical Abuse	109	12	11 %
Educational Neglect	34	<=10	0 - 10 %
Emotional Neglect	123	37	30 %
High Risk Newborn	-	-	-
Medical Neglect	26	11	42 %
At Risk	-	-	-
Physical Neglect	530	115	22 %
Total Allegations	871	194	22 %

Children Substantiated as Abuse/Neglect/Uncared for: 87



State of Connecticut
 Department of Children and Families
 Town Pages
 State Fiscal Year: 2022

Number of Accepted Reports and allegations to DCF
 Town: HARTFORD

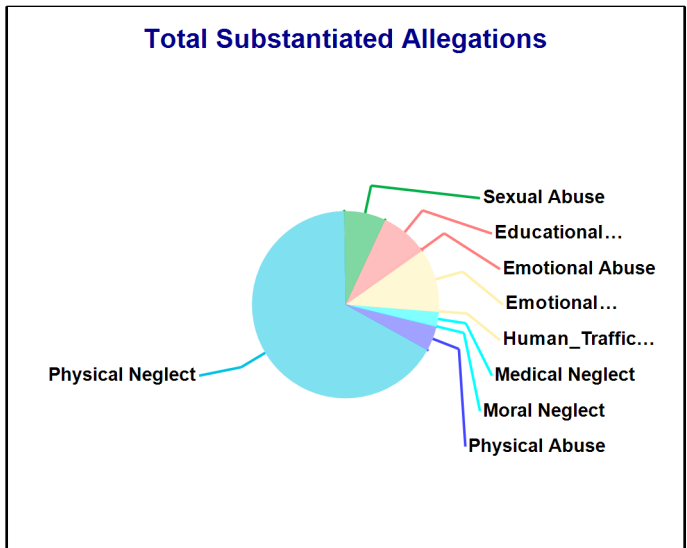
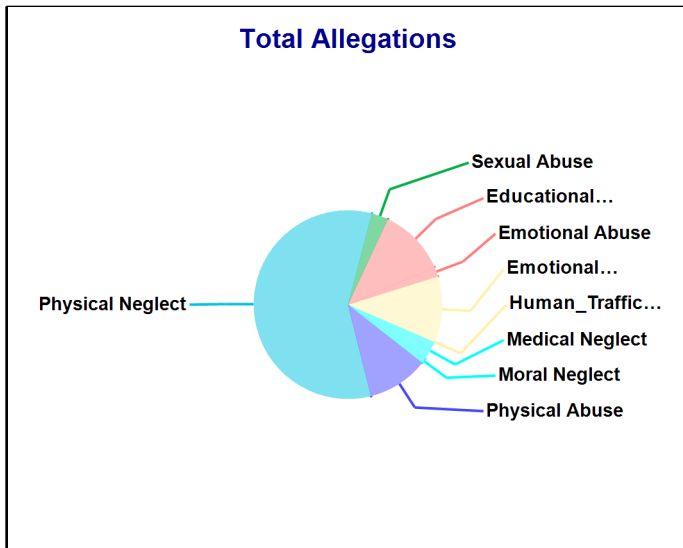
Accepted Reports: 2,450

Substantiated Reports: 39

Substantiation Rate: 27 %

Allegations	Total	Substantiated	Substantiation Rate
Sexual Abuse	145	39	27 %
Emotional Abuse	86	<=10	0 - 10 %
Human_Trafficking	<=10	<=10	40 - 50 %
Moral Neglect	43	<=10	0 - 10 %
Total Allegations	5,042	544	11 %
Physical Abuse	529	23	4 %
Educational Neglect	580	43	7 %
Emotional Neglect	570	59	10 %
High Risk Newborn	-	-	-
Medical Neglect	163	13	8 %
At Risk	-	-	-
Physical Neglect	2,924	363	12 %

Children Substantiated as Abuse/Neglect/Uncared for: 326



State of Connecticut
 Department of Children and Families
 Town Pages
 State Fiscal Year: 2022

Number of Accepted Reports and allegations to DCF
 Town: KILLINGLY

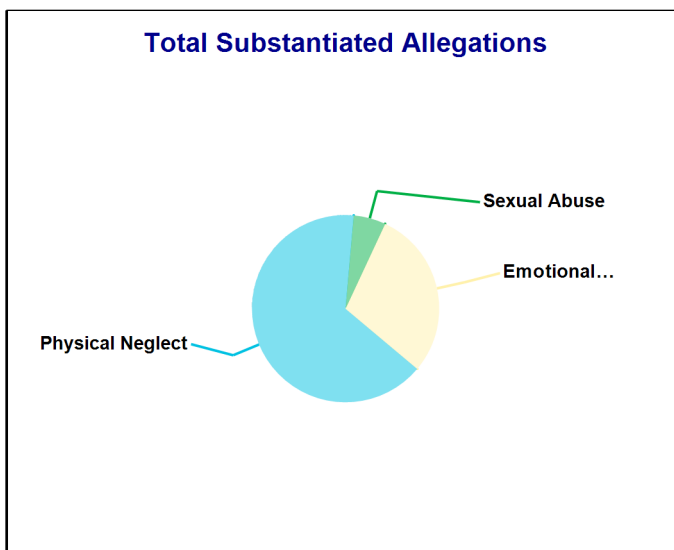
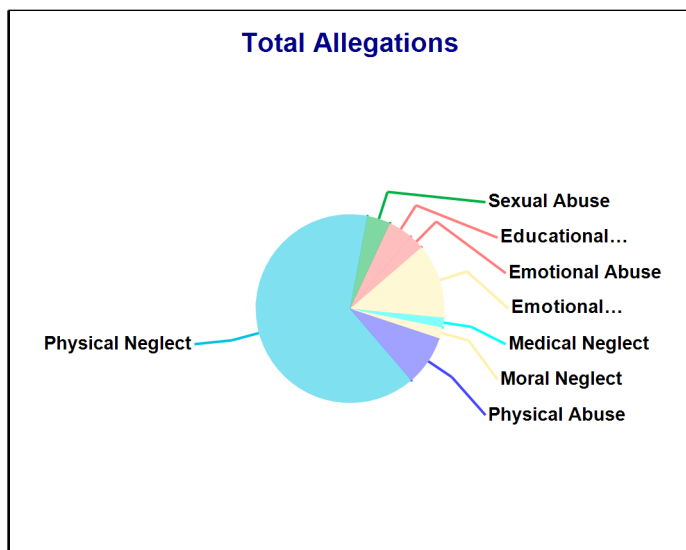
Accepted Reports: 217

Substantiated Reports:

Substantiation Rate: -

Allegations	Total	Substantiated	Substantiation Rate
Emotional Abuse	12	-	-
Human_Trafficking	-	-	-
Moral Neglect	<=10	-	0 - 10 %
Total Allegations	475	72	15 %
Physical Abuse	41	-	-
Educational Neglect	20	-	-
Emotional Neglect	61	21	34 %
High Risk Newborn	-	-	-
Medical Neglect	<=10	-	0 - 10 %
At Risk	-	-	-
Physical Neglect	305	47	15 %
Sexual Abuse	19	<=10	20 - 30 %

Children Substantiated as Abuse/Neglect/Uncared for: 32



State of Connecticut
 Department of Children and Families
 Town Pages
 State Fiscal Year: 2022

Number of Accepted Reports and allegations to DCF
 Town: LEDYARD

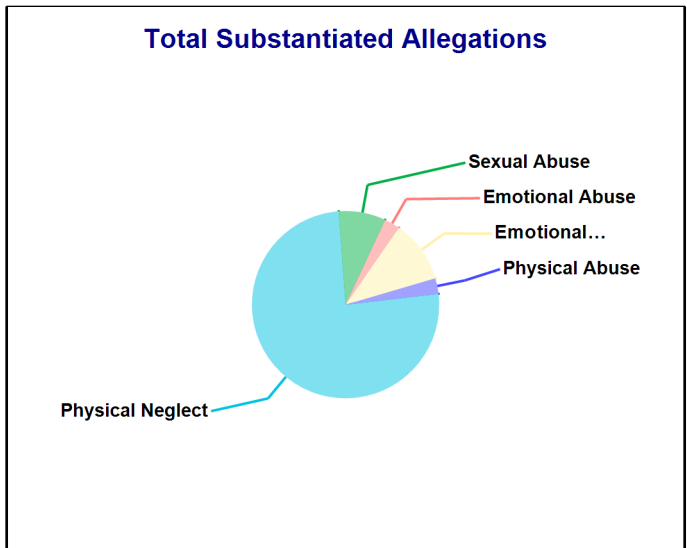
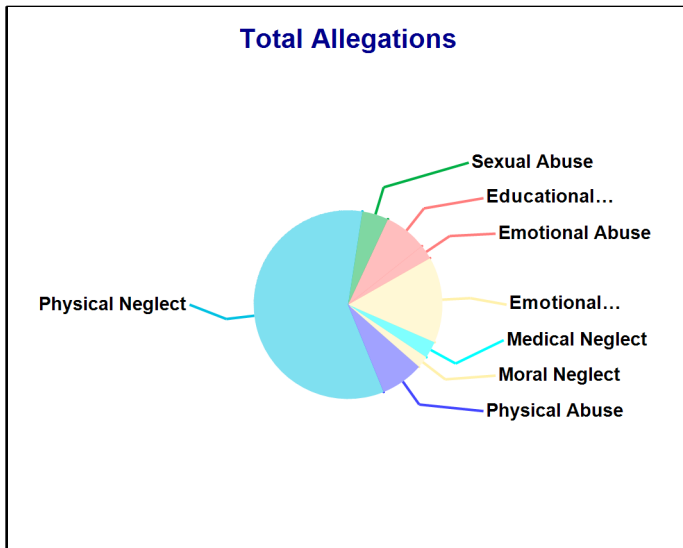
Accepted Reports: 97

Substantiated Reports: 1

Substantiation Rate: 10 - 20 %

Allegations	Total	Substantiated	Substantiation Rate
Emotional Abuse	<=10	<=10	10 - 20 %
Human_Trafficking	-	-	-
Moral Neglect	<=10	-	0 - 10 %
Total Allegations	244	37	15 %
Physical Abuse	18	<=10	0 - 10 %
Educational Neglect	18	-	-
Emotional Neglect	36	<=10	10 - 20 %
High Risk Newborn	-	-	-
Medical Neglect	<=10	-	0 - 10 %
At Risk	-	-	-
Physical Neglect	143	28	20 %
Sexual Abuse	11	<=10	20 - 30 %

Children Substantiated as Abuse/Neglect/Uncared for: 18



State of Connecticut
 Department of Children and Families
 Town Pages
 State Fiscal Year: 2022

Number of Accepted Reports and allegations to DCF
 Town: MANCHESTER

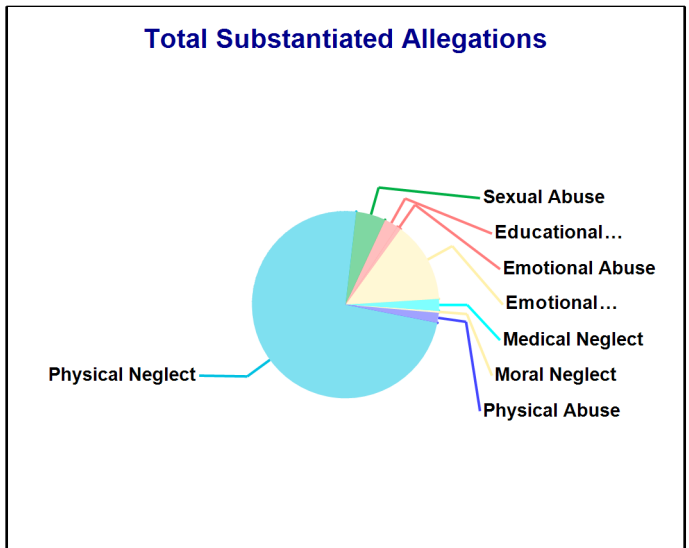
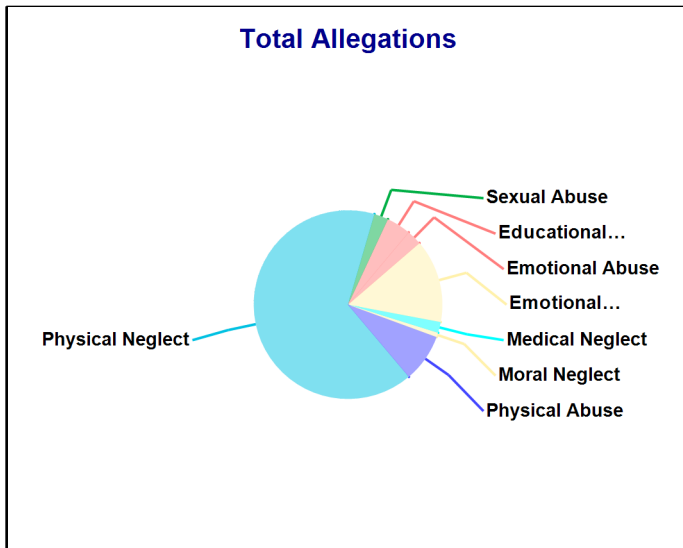
Accepted Reports: 626

Substantiated Reports: 15

Substantiation Rate: 39 %

Allegations	Total	Substantiated	Substantiation Rate
Sexual Abuse	38	15	39 %
Emotional Abuse	40	<=10	0 - 10 %
Human_Trafficking	-	-	-
Moral Neglect	12	<=10	0 - 10 %
Physical Abuse	129	<=10	0 - 10 %
Educational Neglect	65	<=10	10 - 20 %
Emotional Neglect	223	41	18 %
High Risk Newborn	-	-	-
Medical Neglect	29	<=10	20 - 30 %
At Risk	-	-	-
Physical Neglect	1,025	216	21 %
Total Allegations	1,561	293	19 %

Children Substantiated as Abuse/Neglect/Uncared for: 125



State of Connecticut
 Department of Children and Families
 Town Pages
 State Fiscal Year: 2022

Number of Accepted Reports and allegations to DCF
 Town: MERIDEN

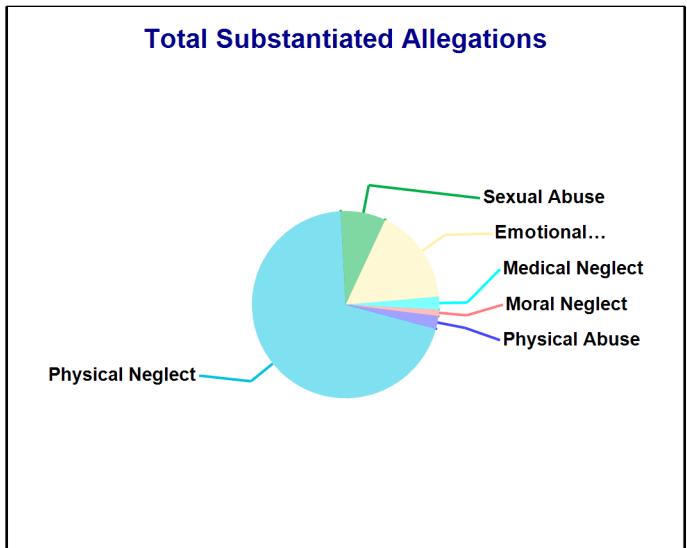
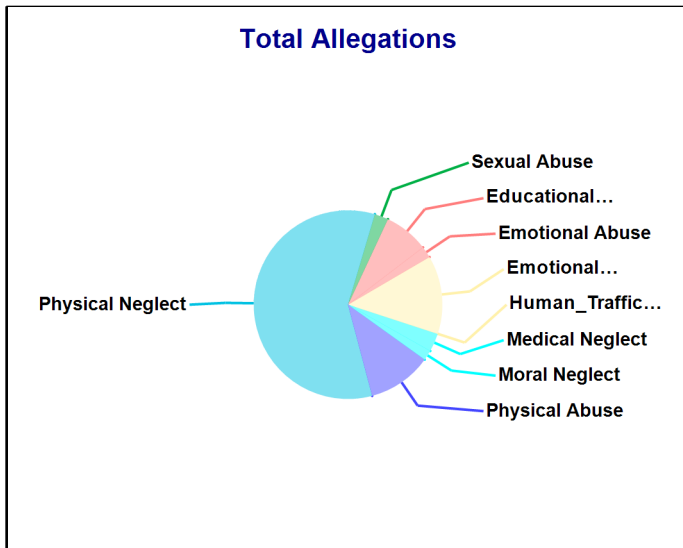
Accepted Reports: 815

Substantiated Reports: 7

Substantiation Rate: 10 - 20 %

Allegations	Total	Substantiated	Substantiation Rate
Sexual Abuse	42	<=10	10 - 20 %
Emotional Abuse	35	-	-
Human_Trafficking	<=10	-	0 - 10 %
Moral Neglect	31	<=10	0 - 10 %
Physical Abuse	196	<=10	0 - 10 %
Educational Neglect	137	-	-
Emotional Neglect	239	15	6 %
High Risk Newborn	-	-	-
Medical Neglect	56	<=10	0 - 10 %
At Risk	-	-	-
Physical Neglect	1,048	63	6 %
Total Allegations	1,785	90	5 %

Children Substantiated as Abuse/Neglect/Uncared for: 56



State of Connecticut
 Department of Children and Families
 Town Pages
 State Fiscal Year: 2022

Number of Accepted Reports and allegations to DCF
 Town: MIDDLETOWN

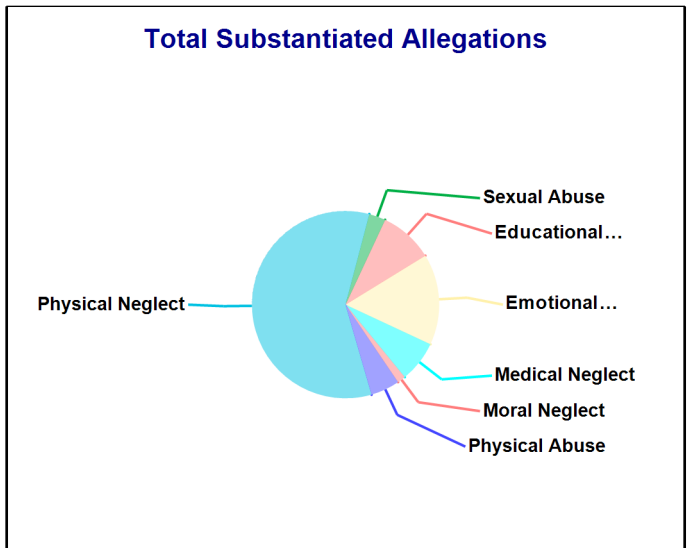
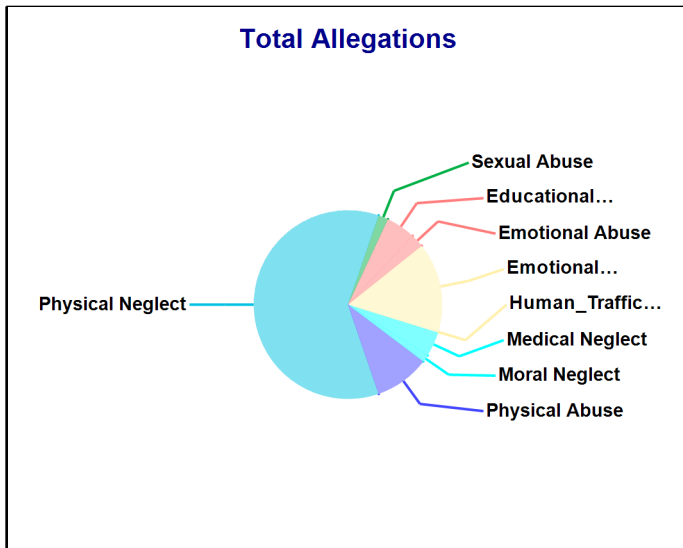
Accepted Reports: 379

Substantiated Reports:

Substantiation Rate: -

Allegations	Total	Substantiated	Substantiation Rate
Emotional Abuse	20	-	-
Human_Trafficking	<=10	-	0 - 10 %
Moral Neglect	11	<=10	10 - 20 %
Total Allegations	889	140	16 %
Physical Abuse	84	<=10	0 - 10 %
Educational Neglect	45	13	29 %
Emotional Neglect	136	22	16 %
High Risk Newborn	-	-	-
Medical Neglect	38	<=10	20 - 30 %
At Risk	-	-	-
Physical Neglect	538	82	15 %
Sexual Abuse	15	<=10	20 - 30 %

Children Substantiated as Abuse/Neglect/Uncared for: 68



State of Connecticut
 Department of Children and Families
 Town Pages
 State Fiscal Year: 2022

Number of Accepted Reports and allegations to DCF
 Town: MILFORD

Accepted Reports: 255

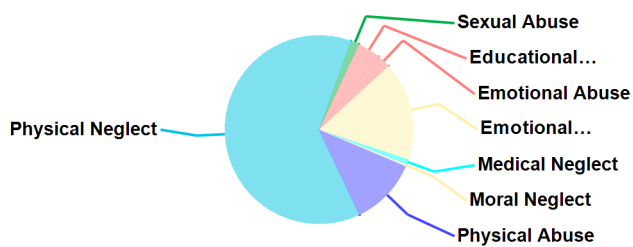
Substantiated Reports:

Substantiation Rate: -

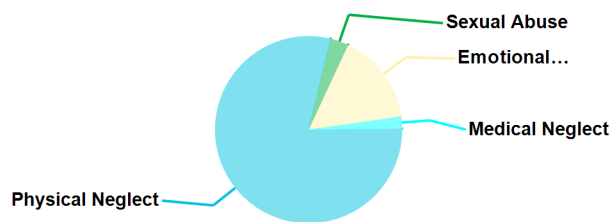
Allegations	Total	Substantiated	Substantiation Rate
Emotional Abuse	13	-	-
Human_Trafficking	-	-	-
Moral Neglect	<=10	-	0 - 10 %
Total Allegations	561	95	17 %
Physical Abuse	65	-	-
Educational Neglect	22	-	-
Emotional Neglect	95	15	16 %
High Risk Newborn	-	-	-
Medical Neglect	<=10	<=10	30 - 40 %
At Risk	-	-	-
Physical Neglect	351	75	21 %
Sexual Abuse	<=10	<=10	30 - 40 %

Children Substantiated as Abuse/Neglect/Uncared for: 46

Total Allegations



Total Substantiated Allegations



State of Connecticut
 Department of Children and Families
 Town Pages
 State Fiscal Year: 2022

Number of Accepted Reports and allegations to DCF
 Town: MONROE

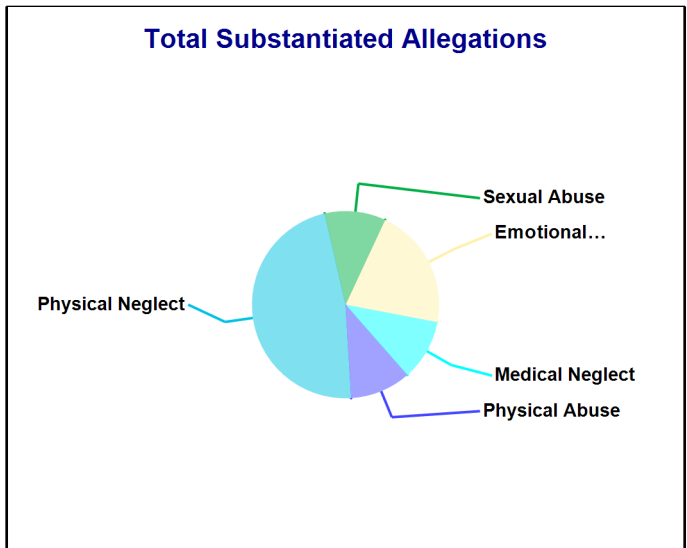
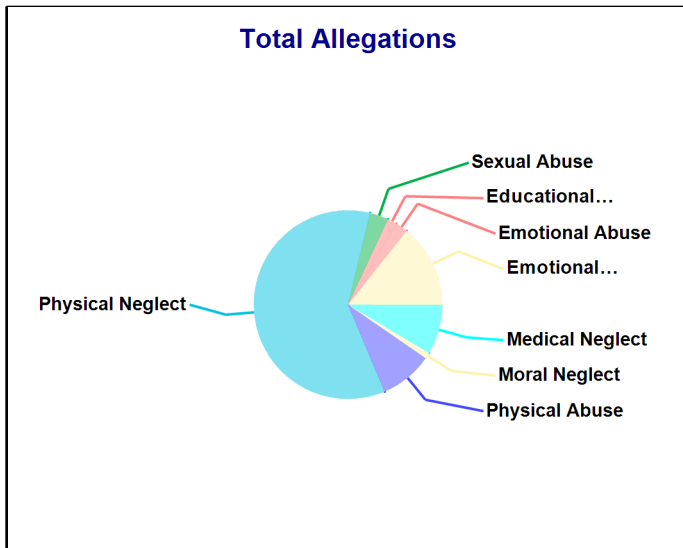
Accepted Reports: 82

Substantiated Reports: 2

Substantiation Rate: 30 - 40 %

Allegations	Total	Substantiated	Substantiation Rate
Sexual Abuse	<=10	<=10	30 - 40 %
Emotional Abuse	<=10	-	0 - 10 %
Human_Trafficking	-	-	-
Moral Neglect	<=10	-	0 - 10 %
Physical Abuse	17	<=10	10 - 20 %
Educational Neglect	<=10	-	0 - 10 %
Emotional Neglect	27	<=10	10 - 20 %
High Risk Newborn	-	-	-
Medical Neglect	16	<=10	10 - 20 %
At Risk	-	-	-
Physical Neglect	113	<=10	0 - 10 %
Total Allegations	188	19	10 %

Children Substantiated as Abuse/Neglect/Uncared for: 12



State of Connecticut
 Department of Children and Families
 Town Pages
 State Fiscal Year: 2022

Number of Accepted Reports and allegations to DCF
 Town: MONTVILLE

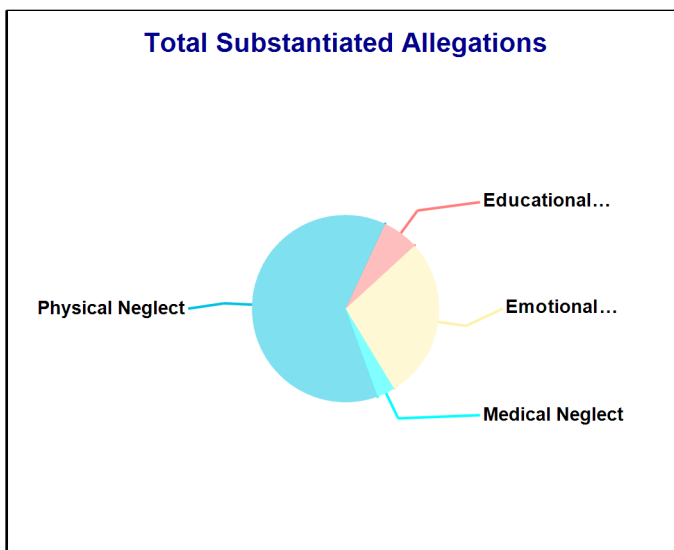
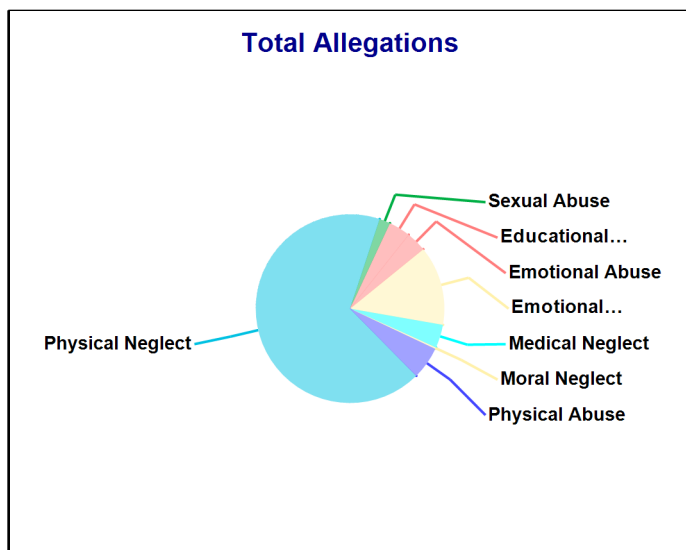
Accepted Reports: 170

Substantiated Reports: -

Substantiation Rate: -

Allegations	Total	Substantiated	Substantiation Rate
Emotional Abuse	13	-	-
Human_Trafficking	-	-	-
Moral Neglect	<=10	-	0 - 10 %
Total Allegations	375	64	17 %
Physical Abuse	21	-	-
Educational Neglect	14	<=10	20 - 30 %
Emotional Neglect	51	18	35 %
High Risk Newborn	-	-	-
Medical Neglect	15	<=10	10 - 20 %
At Risk	-	-	-
Physical Neglect	253	40	16 %
Sexual Abuse	<=10	-	0 - 10 %

Children Substantiated as Abuse/Neglect/Uncared for: 30



State of Connecticut
 Department of Children and Families
 Town Pages
 State Fiscal Year: 2022

Number of Accepted Reports and allegations to DCF
 Town: NAUGATUCK

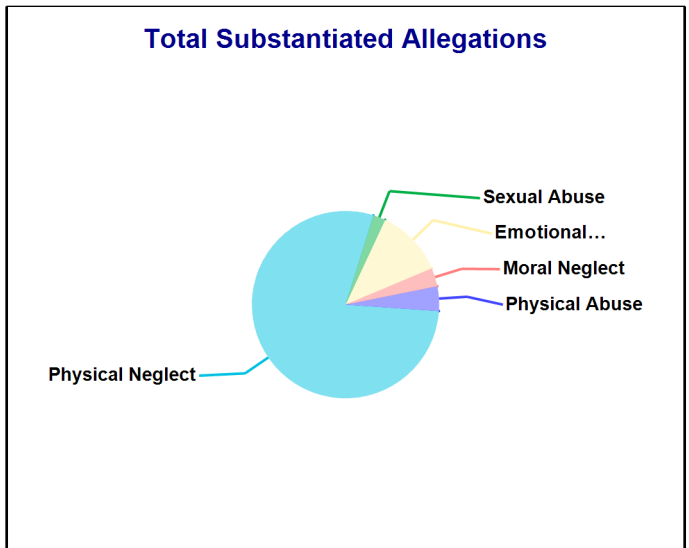
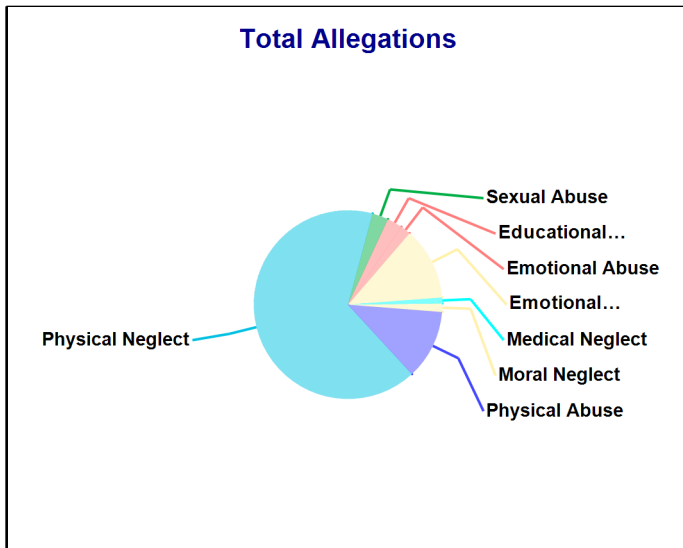
Accepted Reports: 287

Substantiated Reports: 2

Substantiation Rate: 10 - 20 %

Allegations	Total	Substantiated	Substantiation Rate
Sexual Abuse	19	<=10	10 - 20 %
Emotional Abuse	12	-	-
Human_Trafficking	-	-	-
Moral Neglect	<=10	<=10	20 - 30 %
Physical Abuse	82	<=10	0 - 10 %
Educational Neglect	18	-	-
Emotional Neglect	86	11	13 %
High Risk Newborn	-	-	-
Medical Neglect	<=10	-	0 - 10 %
At Risk	-	-	-
Physical Neglect	455	74	16 %
Total Allegations	689	94	14 %

Children Substantiated as Abuse/Neglect/Uncared for: 39



State of Connecticut
 Department of Children and Families
 Town Pages
 State Fiscal Year: 2022

Number of Accepted Reports and allegations to DCF
 Town: NEW BRITAIN


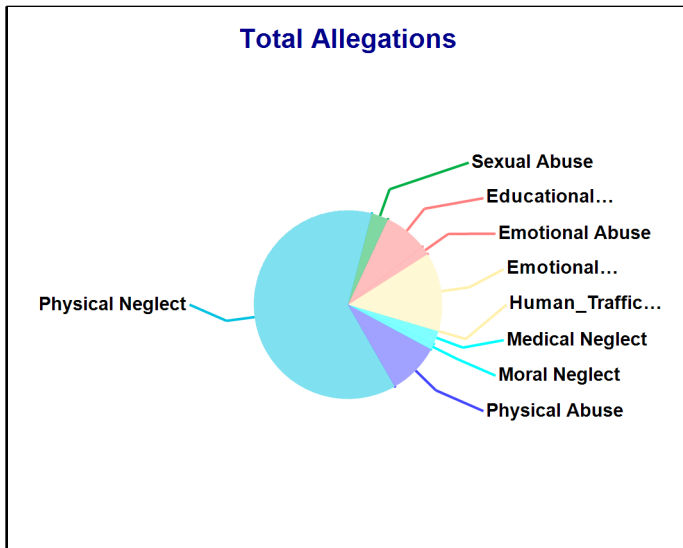
Accepted Reports: 1,104

Substantiated Reports: 25

Substantiation Rate: 36 %

Allegations	Total	Substantiated	Substantiation Rate
Sexual Abuse	70	25	36 %
Emotional Abuse	37	-	-
Human_Trafficking	<=10	<=10	40 - 50 %
Moral Neglect	25	<=10	0 - 10 %
Physical Abuse	215	12	6 %
Educational Neglect	182	<=10	0 - 10 %
Emotional Neglect	327	66	20 %
High Risk Newborn	-	-	-
Medical Neglect	55	<=10	0 - 10 %
At Risk	-	-	-
Physical Neglect	1,510	197	13 %
Total Allegations	2,423	317	13 %

Children Substantiated as Abuse/Neglect/Uncared for: 170



State of Connecticut
 Department of Children and Families
 Town Pages
 State Fiscal Year: 2022

Number of Accepted Reports and allegations to DCF
 Town: NEW HAVEN

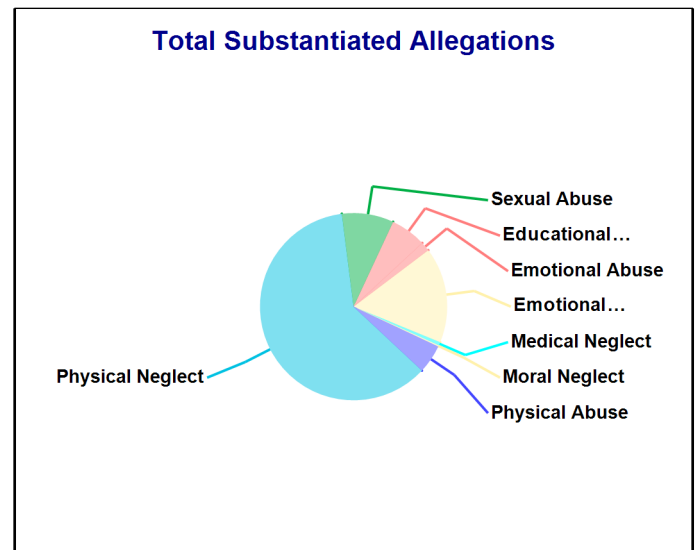
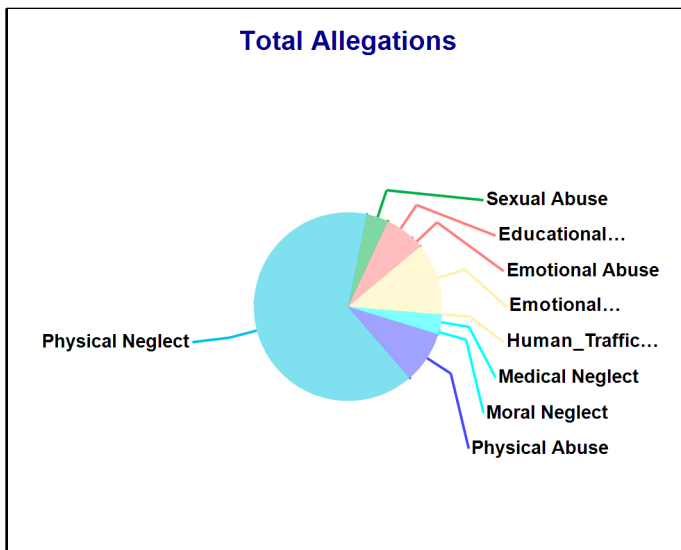
Accepted Reports: 1,886

Substantiated Reports: 8

Substantiation Rate: 0 - 10 %

Allegations	Total	Substantiated	Substantiation Rate
Emotional Abuse	82	<=10	0 - 10 %
Human_Trafficking	<=10	-	0 - 10 %
Moral Neglect	32	<=10	0 - 10 %
Total Allegations	4,112	503	12 %
Physical Abuse	366	25	7 %
Educational Neglect	205	31	15 %
Emotional Neglect	508	83	16 %
High Risk Newborn	-	-	-
Medical Neglect	108	<=10	0 - 10 %
At Risk	-	-	-
Physical Neglect	2,656	307	12 %
Sexual Abuse	153	45	29 %

Children Substantiated as Abuse/Neglect/Uncared for: 309



State of Connecticut
 Department of Children and Families
 Town Pages
 State Fiscal Year: 2022

Number of Accepted Reports and allegations to DCF
 Town: NEW LONDON


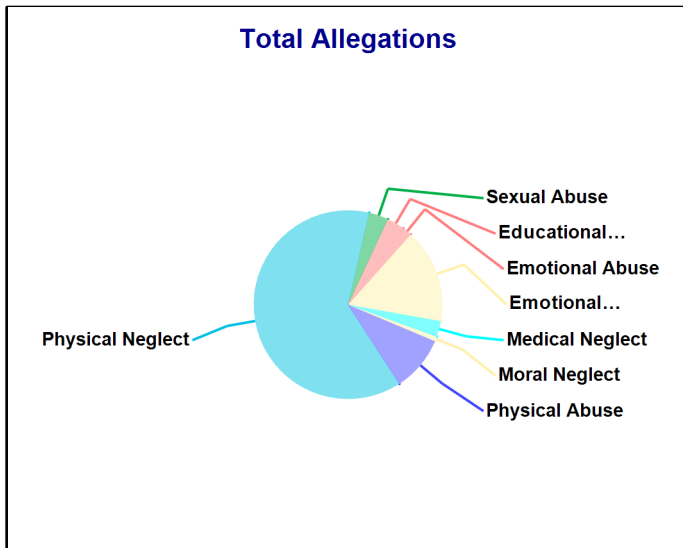
Accepted Reports: 417

Substantiated Reports: 3

Substantiation Rate: 10 - 20 %

Allegations	Total	Substantiated	Substantiation Rate
Emotional Abuse	16	<=10	10 - 20 %
Human_Trafficking	-	-	-
Moral Neglect	<=10	<=10	40 - 50 %
Total Allegations	988	197	20 %
Physical Abuse	94	<=10	0 - 10 %
Educational Neglect	30	<=10	0 - 10 %
Emotional Neglect	160	43	27 %
High Risk Newborn	-	-	-
Medical Neglect	27	<=10	0 - 10 %
At Risk	-	-	-
Physical Neglect	620	131	21 %
Sexual Abuse	33	<=10	20 - 30 %

Children Substantiated as Abuse/Neglect/Uncared for: 87



State of Connecticut
 Department of Children and Families
 Town Pages
 State Fiscal Year: 2022

Number of Accepted Reports and allegations to DCF
 Town: NEW MILFORD

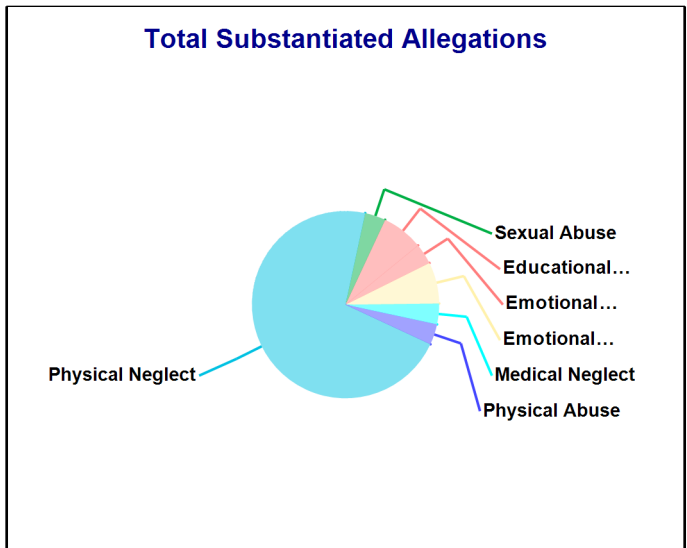
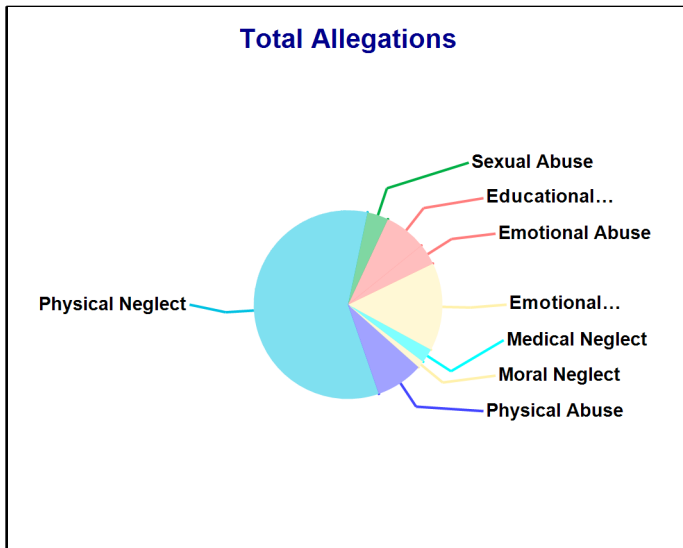
Accepted Reports: 160

Substantiated Reports: 1

Substantiation Rate: 0 - 10 %

Allegations	Total	Substantiated	Substantiation Rate
Sexual Abuse	12	<=10	0 - 10 %
Emotional Abuse	12	<=10	0 - 10 %
Human_Trafficking	-	-	-
Moral Neglect	<=10	-	0 - 10 %
Physical Abuse	27	<=10	0 - 10 %
Educational Neglect	24	<=10	0 - 10 %
Emotional Neglect	50	<=10	0 - 10 %
High Risk Newborn	-	-	-
Medical Neglect	<=10	<=10	10 - 20 %
At Risk	-	-	-
Physical Neglect	194	20	10 %
Total Allegations	331	28	8 %

Children Substantiated as Abuse/Neglect/Uncared for: 15



State of Connecticut
 Department of Children and Families
 Town Pages
 State Fiscal Year: 2022

Number of Accepted Reports and allegations to DCF
 Town: NEWINGTON

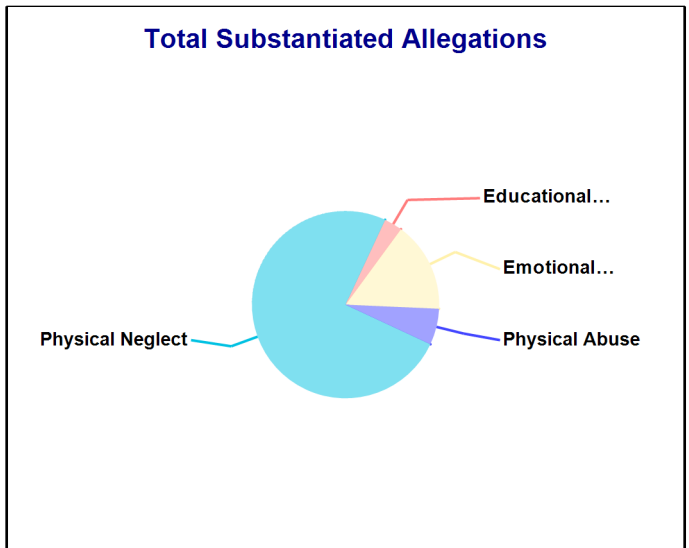
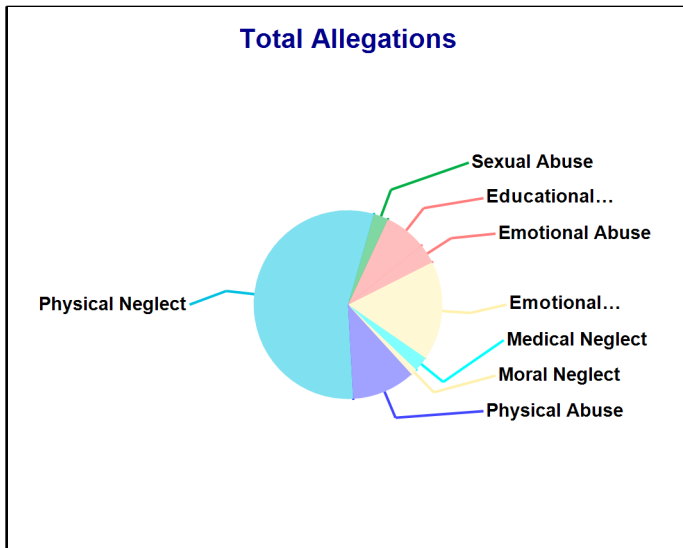
Accepted Reports: 169

Substantiated Reports:

Substantiation Rate: 0 - 10 %

Allegations	Total	Substantiated	Substantiation Rate
Sexual Abuse	<=10	-	0 - 10 %
Emotional Abuse	12	-	-
Human_Trafficking	-	-	-
Moral Neglect	<=10	-	0 - 10 %
Physical Abuse	39	<=10	0 - 10 %
Educational Neglect	26	<=10	0 - 10 %
Emotional Neglect	61	<=10	0 - 10 %
High Risk Newborn	-	-	-
Medical Neglect	<=10	-	0 - 10 %
At Risk	-	-	-
Physical Neglect	198	24	12 %
Total Allegations	358	32	9 %

Children Substantiated as Abuse/Neglect/Uncared for: 20



State of Connecticut
 Department of Children and Families
 Town Pages
 State Fiscal Year: 2022

Number of Accepted Reports and allegations to DCF
 Town: NEWTOWN

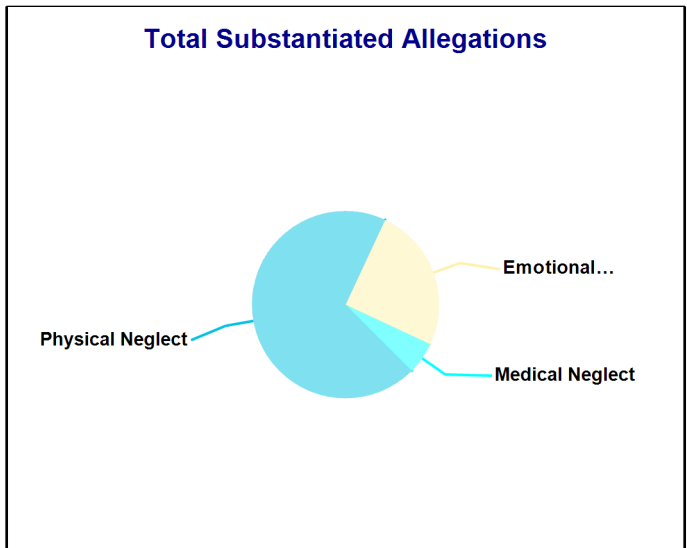
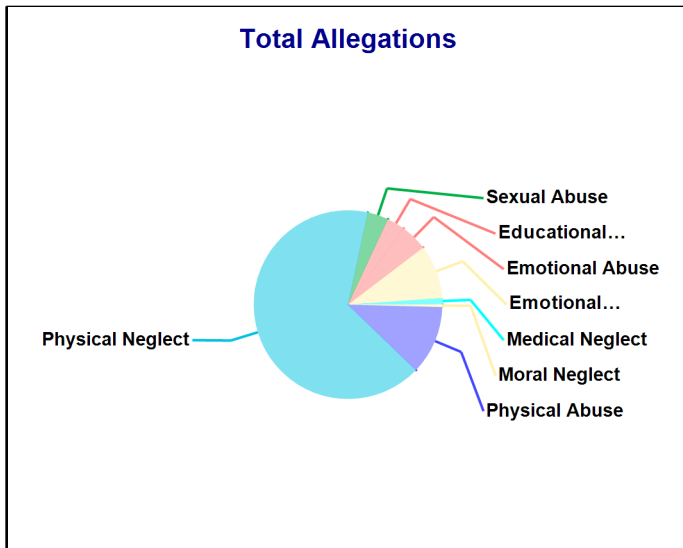
Accepted Reports: 89

Substantiated Reports:

Substantiation Rate: 0 - 10 %

Allegations	Total	Substantiated	Substantiation Rate
Sexual Abuse	<=10	-	0 - 10 %
Emotional Abuse	<=10	-	0 - 10 %
Human_Trafficking	-	-	-
Moral Neglect	<=10	-	0 - 10 %
Physical Abuse	23	-	-
Educational Neglect	<=10	-	0 - 10 %
Emotional Neglect	18	<=10	40 - 50 %
High Risk Newborn	-	-	-
Medical Neglect	<=10	<=10	90 - 100 %
At Risk	-	-	-
Physical Neglect	129	25	19 %
Total Allegations	195	36	18 %

Children Substantiated as Abuse/Neglect/Uncared for: 20



State of Connecticut
 Department of Children and Families
 Town Pages
 State Fiscal Year: 2022

Number of Accepted Reports and allegations to DCF
 Town: NORWALK

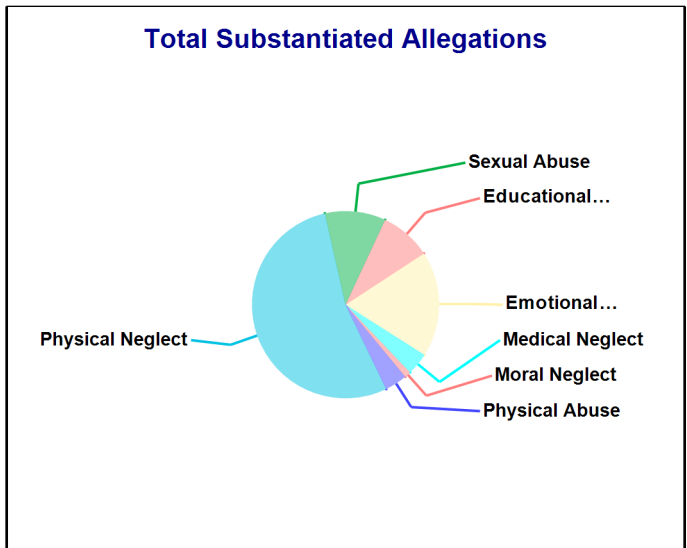
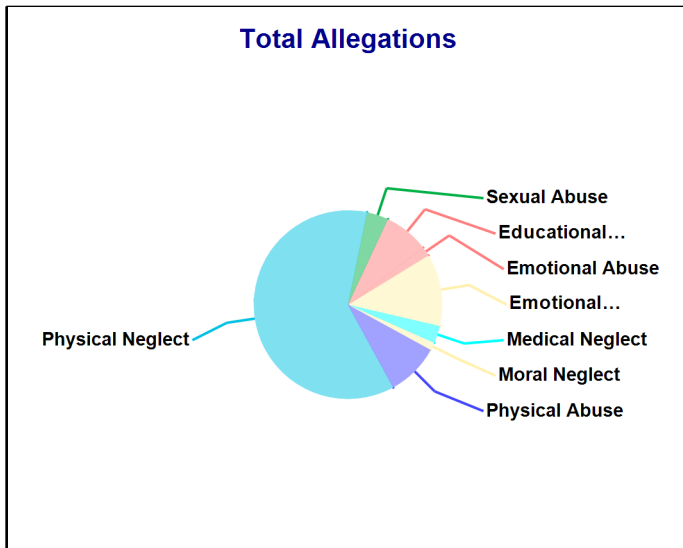
Accepted Reports: 645

Substantiated Reports: 19

Substantiation Rate: 40 %

Allegations	Total	Substantiated	Substantiation Rate
Sexual Abuse	47	19	40 %
Emotional Abuse	20	-	-
Human_Trafficking	-	-	-
Moral Neglect	17	<=10	10 - 20 %
Physical Abuse	115	<=10	0 - 10 %
Educational Neglect	98	16	16 %
Emotional Neglect	157	33	21 %
High Risk Newborn	-	-	-
Medical Neglect	38	<=10	10 - 20 %
At Risk	-	-	-
Physical Neglect	776	97	13 %
Total Allegations	1,268	181	14 %

Children Substantiated as Abuse/Neglect/Uncared for: 117



State of Connecticut
 Department of Children and Families
 Town Pages
 State Fiscal Year: 2022

Number of Accepted Reports and allegations to DCF
 Town: NORWICH

Accepted Reports: 691

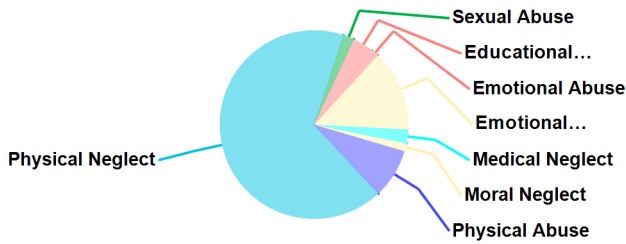
Substantiated Reports: 6

Substantiation Rate: 20 - 30 %

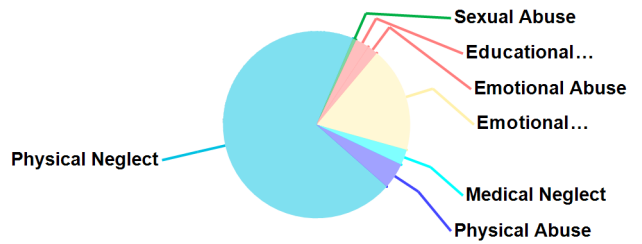
Allegations	Total	Substantiated	Substantiation Rate
Emotional Abuse	20	<=10	20 - 30 %
Human_Trafficking	-	-	-
Moral Neglect	23	-	-
Total Allegations	1,663	335	20 %
Physical Abuse	141	15	11 %
Educational Neglect	61	<=10	10 - 20 %
Emotional Neglect	233	61	26 %
High Risk Newborn	-	-	-
Medical Neglect	39	<=10	20 - 30 %
At Risk	-	-	-
Physical Neglect	1,115	234	21 %
Sexual Abuse	31	<=10	0 - 10 %

Children Substantiated as Abuse/Neglect/Uncared for: 147

Total Allegations



Total Substantiated Allegations



State of Connecticut
 Department of Children and Families
 Town Pages
 State Fiscal Year: 2022

Number of Accepted Reports and allegations to DCF
 Town: OTHER


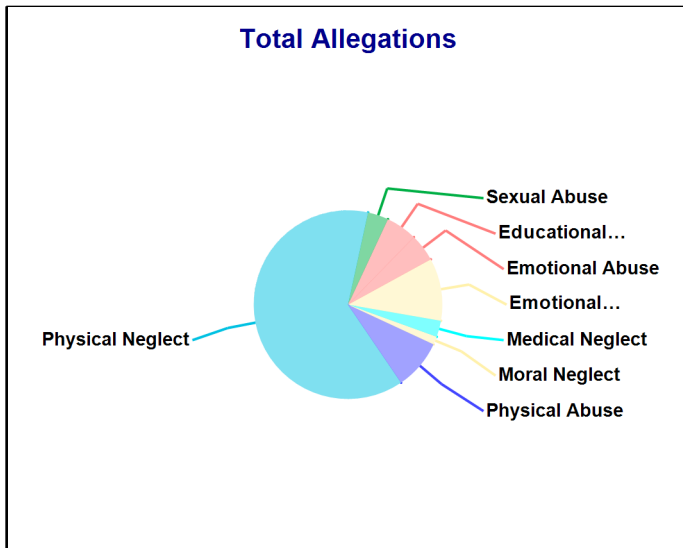
Accepted Reports: 465

Substantiated Reports: 7

Substantiation Rate: 20 - 30 %

Allegations	Total	Substantiated	Substantiation Rate
Sexual Abuse	33	<=10	20 - 30 %
Emotional Abuse	44	<=10	0 - 10 %
Human_Trafficking	-	-	-
Moral Neglect	13	<=10	0 - 10 %
Physical Abuse	80	<=10	0 - 10 %
Educational Neglect	50	<=10	10 - 20 %
Emotional Neglect	100	17	17 %
High Risk Newborn	-	-	-
Medical Neglect	26	<=10	10 - 20 %
At Risk	-	-	-
Physical Neglect	587	72	12 %
Total Allegations	933	112	12 %

Children Substantiated as Abuse/Neglect/Uncared for: 58



State of Connecticut
 Department of Children and Families
 Town Pages
 State Fiscal Year: 2022

Number of Accepted Reports and allegations to DCF
 Town: PLAINFIELD

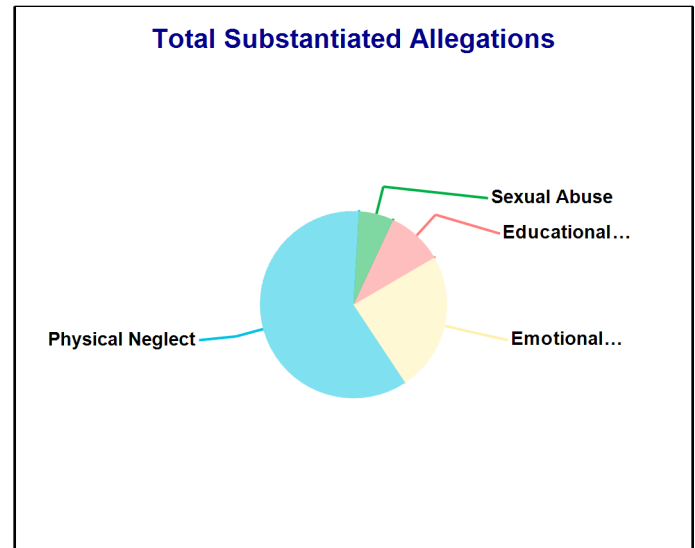
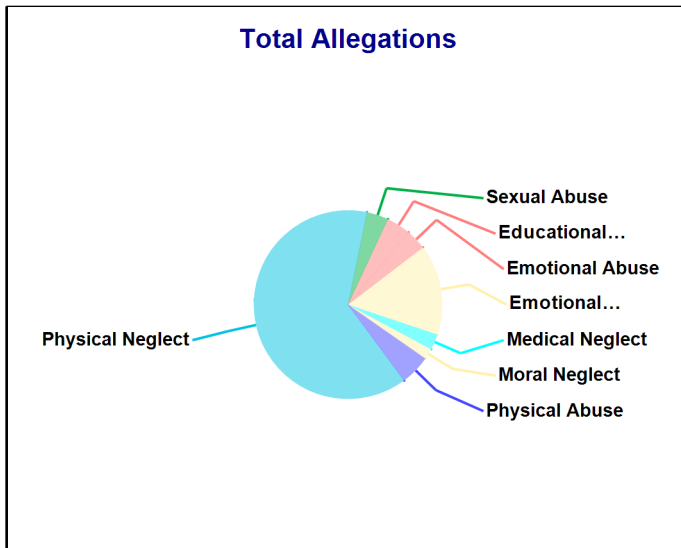
Accepted Reports: 203

Substantiated Reports:

Substantiation Rate: -

Allegations	Total	Substantiated	Substantiation Rate
Emotional Abuse	17	-	-
Human_Trafficking	-	-	-
Moral Neglect	<=10	-	0 - 10 %
Total Allegations	483	83	17 %
Physical Abuse	25	-	-
Educational Neglect	20	<=10	30 - 40 %
Emotional Neglect	75	20	27 %
High Risk Newborn	-	-	-
Medical Neglect	13	-	-
At Risk	-	-	-
Physical Neglect	306	50	16 %
Sexual Abuse	18	<=10	20 - 30 %

Children Substantiated as Abuse/Neglect/Uncared for: 41



State of Connecticut
 Department of Children and Families
 Town Pages
 State Fiscal Year: 2022

Number of Accepted Reports and allegations to DCF
 Town: PLAINVILLE

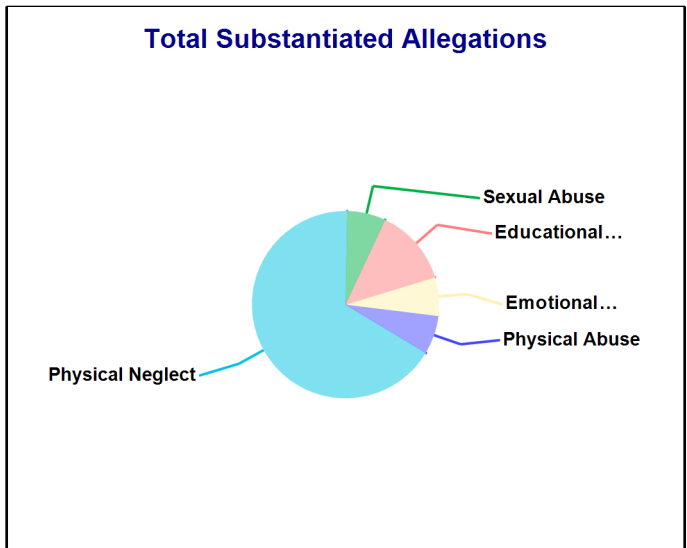
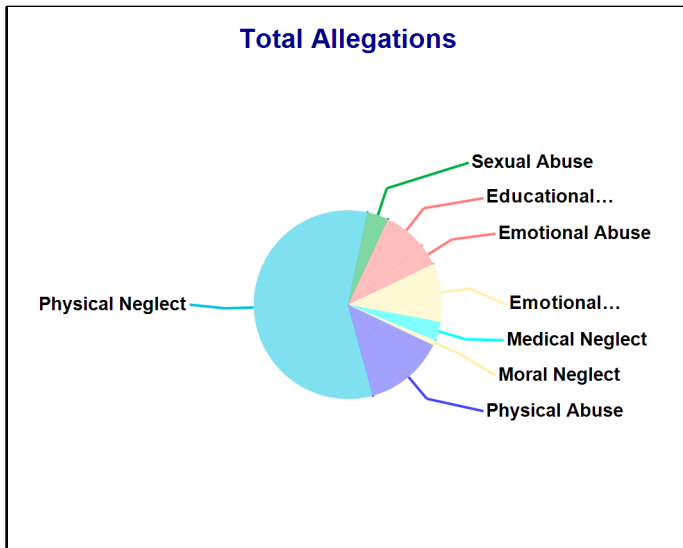
Accepted Reports: 103

Substantiated Reports: 1

Substantiation Rate: 10 - 20 %

Allegations	Total	Substantiated	Substantiation Rate
Sexual Abuse	<=10	<=10	10 - 20 %
Emotional Abuse	<=10	-	0 - 10 %
Human_Trafficking	-	-	-
Moral Neglect	<=10	-	0 - 10 %
Physical Abuse	30	<=10	0 - 10 %
Educational Neglect	16	<=10	10 - 20 %
Emotional Neglect	22	<=10	0 - 10 %
High Risk Newborn	-	-	-
Medical Neglect	<=10	-	0 - 10 %
At Risk	-	-	-
Physical Neglect	126	<=10	0 - 10 %
Total Allegations	219	15	7 %

Children Substantiated as Abuse/Neglect/Uncared for: 13



State of Connecticut
 Department of Children and Families
 Town Pages
 State Fiscal Year: 2022

Number of Accepted Reports and allegations to DCF
 Town: PUTNAM

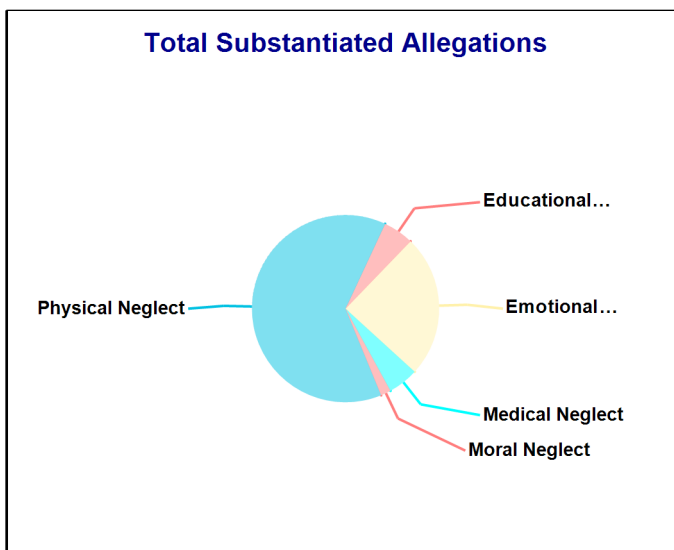
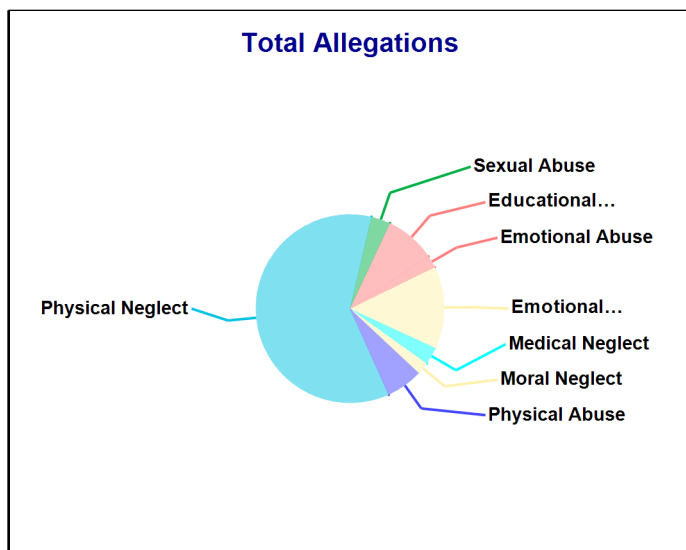
Accepted Reports: 147

Substantiated Reports:

Substantiation Rate: 0 - 10 %

Allegations	Total	Substantiated	Substantiation Rate
Emotional Abuse	<=10	-	0 - 10 %
Human_Trafficking	-	-	-
Moral Neglect	<=10	<=10	10 - 20 %
Total Allegations	333	57	17 %
Physical Abuse	21	-	-
Educational Neglect	29	<=10	0 - 10 %
Emotional Neglect	47	14	30 %
High Risk Newborn	-	-	-
Medical Neglect	<=10	<=10	20 - 30 %
At Risk	-	-	-
Physical Neglect	201	36	18 %
Sexual Abuse	11	-	-

Children Substantiated as Abuse/Neglect/Uncared for: 23



State of Connecticut
 Department of Children and Families
 Town Pages
 State Fiscal Year: 2022

Number of Accepted Reports and allegations to DCF
 Town: SEYMOUR

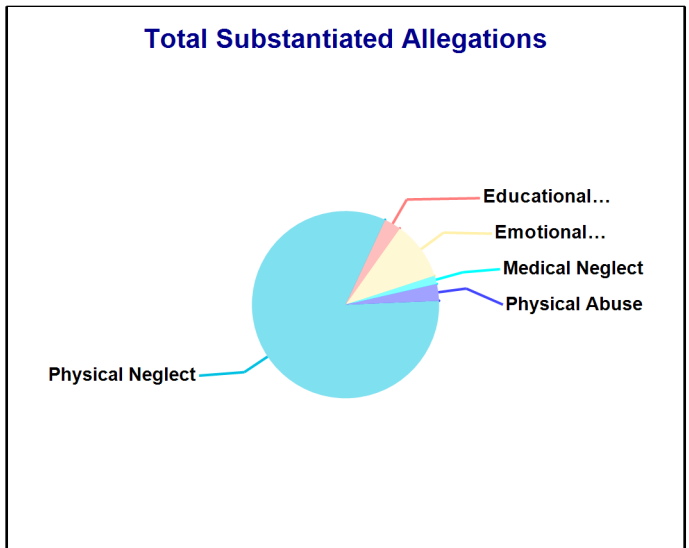
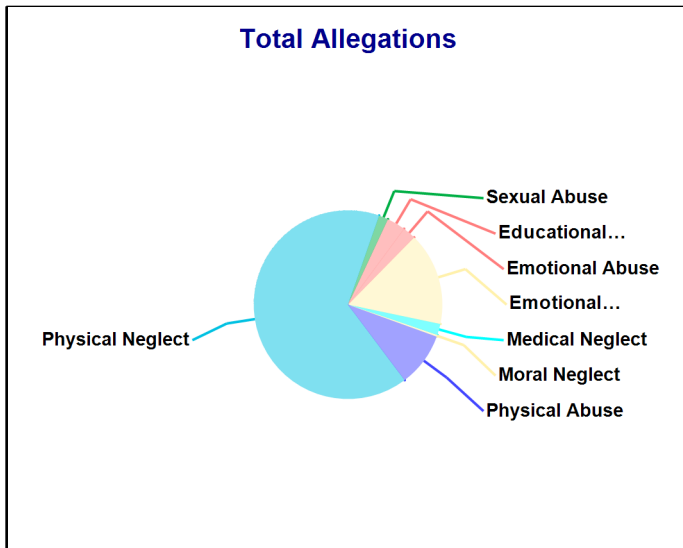
Accepted Reports: 123

Substantiated Reports:

Substantiation Rate: 0 - 10 %

Allegations	Total	Substantiated	Substantiation Rate
Emotional Abuse	<=10	-	0 - 10 %
Human_Trafficking	-	-	-
Moral Neglect	<=10	-	0 - 10 %
Total Allegations	314	69	22 %
Physical Abuse	29	<=10	0 - 10 %
Educational Neglect	<=10	<=10	10 - 20 %
Emotional Neglect	50	<=10	10 - 20 %
High Risk Newborn	-	-	-
Medical Neglect	<=10	<=10	10 - 20 %
At Risk	-	-	-
Physical Neglect	206	57	28 %
Sexual Abuse	<=10	-	0 - 10 %

Children Substantiated as Abuse/Neglect/Uncared for: 42



State of Connecticut
 Department of Children and Families
 Town Pages
 State Fiscal Year: 2022

Number of Accepted Reports and allegations to DCF
 Town: SHELTON

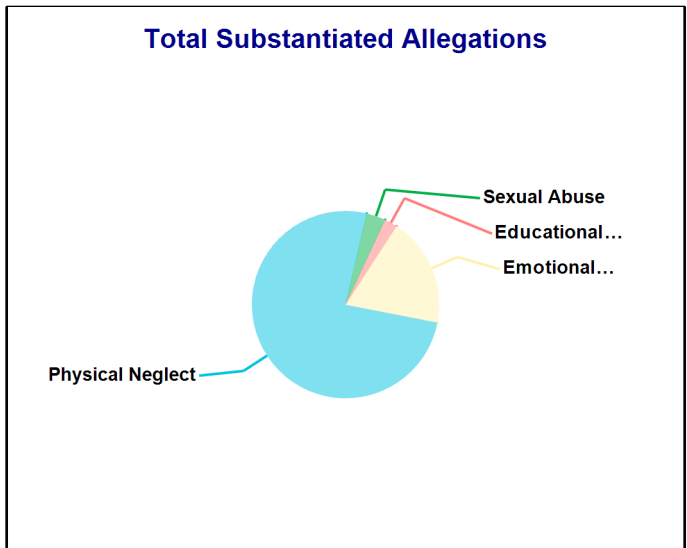
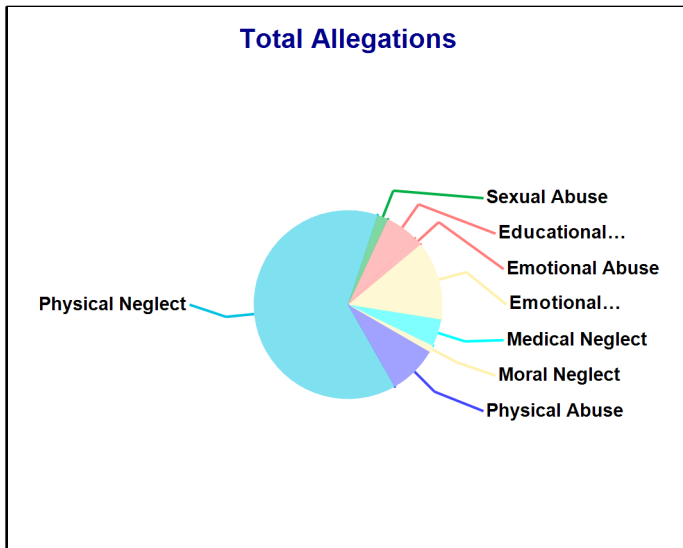
Accepted Reports: 187

Substantiated Reports:

Substantiation Rate: 0 - 10 %

Allegations	Total	Substantiated	Substantiation Rate
Emotional Abuse	<=10	-	0 - 10 %
Human_Trafficking	-	-	-
Moral Neglect	<=10	-	0 - 10 %
Total Allegations	428	90	21 %
Physical Abuse	36	-	-
Educational Neglect	24	<=10	0 - 10 %
Emotional Neglect	58	17	29 %
High Risk Newborn	-	-	-
Medical Neglect	20	-	-
At Risk	-	-	-
Physical Neglect	271	68	25 %
Sexual Abuse	<=10	<=10	30 - 40 %

Children Substantiated as Abuse/Neglect/Uncared for: 53



State of Connecticut
 Department of Children and Families
 Town Pages
 State Fiscal Year: 2022

Number of Accepted Reports and allegations to DCF
 Town: SOUTH WINDSOR

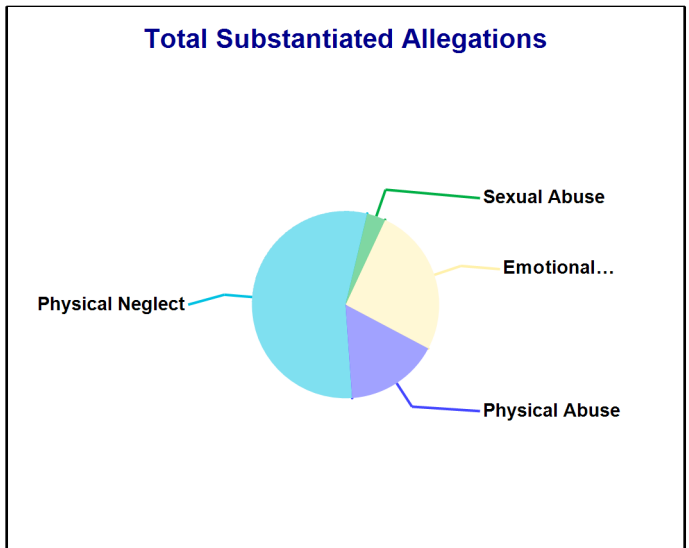
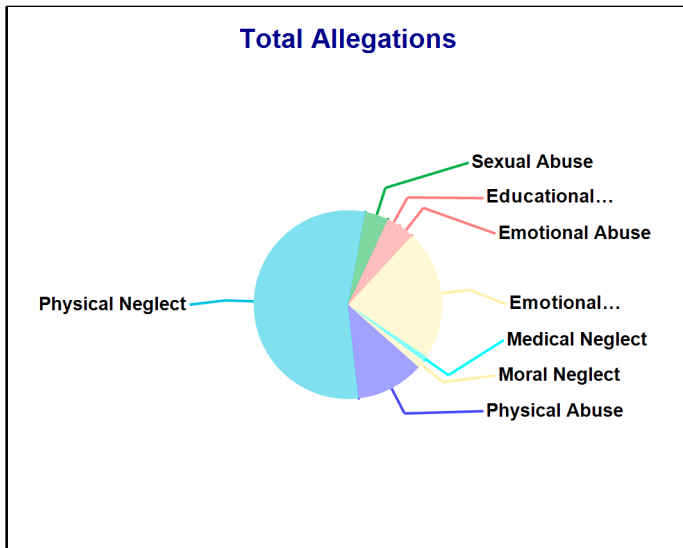
Accepted Reports: 93

Substantiated Reports: 1

Substantiation Rate: 10 - 20 %

Allegations	Total	Substantiated	Substantiation Rate
Sexual Abuse	<=10	<=10	10 - 20 %
Emotional Abuse	<=10	-	0 - 10 %
Human_Trafficking	-	-	-
Moral Neglect	<=10	-	0 - 10 %
Physical Abuse	26	<=10	10 - 20 %
Educational Neglect	<=10	-	0 - 10 %
Emotional Neglect	50	<=10	10 - 20 %
High Risk Newborn	-	-	-
Medical Neglect	<=10	-	0 - 10 %
At Risk	-	-	-
Physical Neglect	122	17	14 %
Total Allegations	223	31	14 %

Children Substantiated as Abuse/Neglect/Uncared for: 13



State of Connecticut
 Department of Children and Families
 Town Pages
 State Fiscal Year: 2022

Number of Accepted Reports and allegations to DCF
 Town: SOUTHINGTON

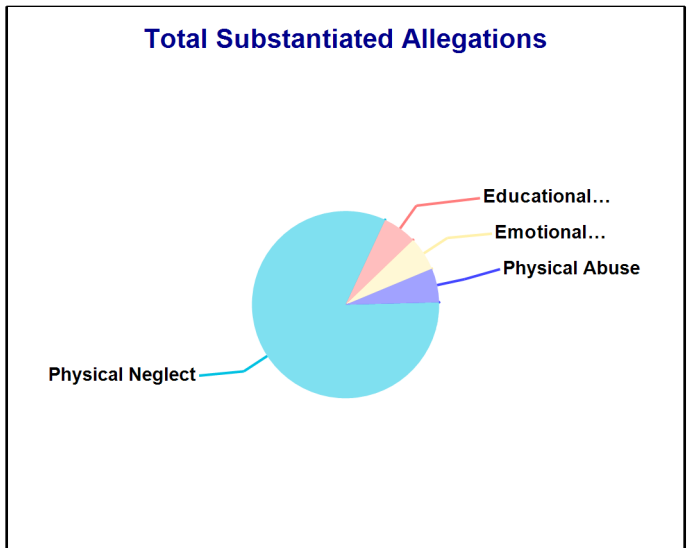
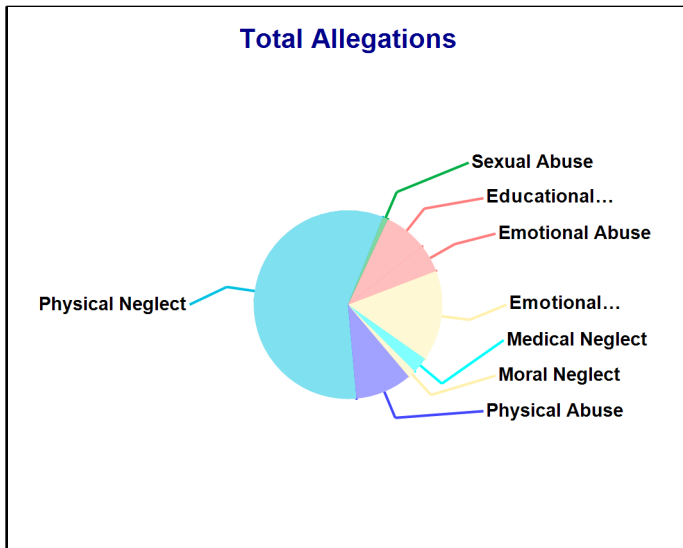
Accepted Reports: 214

Substantiated Reports:

Substantiation Rate: 0 - 10 %

Allegations	Total	Substantiated	Substantiation Rate
Sexual Abuse	<=10	-	0 - 10 %
Emotional Abuse	21	-	-
Human_Trafficking	-	-	-
Moral Neglect	<=10	-	0 - 10 %
Physical Abuse	43	<=10	0 - 10 %
Educational Neglect	33	<=10	0 - 10 %
Emotional Neglect	69	<=10	0 - 10 %
High Risk Newborn	-	-	-
Medical Neglect	12	-	-
At Risk	-	-	-
Physical Neglect	254	14	6 %
Total Allegations	442	17	4 %

Children Substantiated as Abuse/Neglect/Uncared for: 12



State of Connecticut
 Department of Children and Families
 Town Pages
 State Fiscal Year: 2022

Number of Accepted Reports and allegations to DCF
 Town: STAMFORD

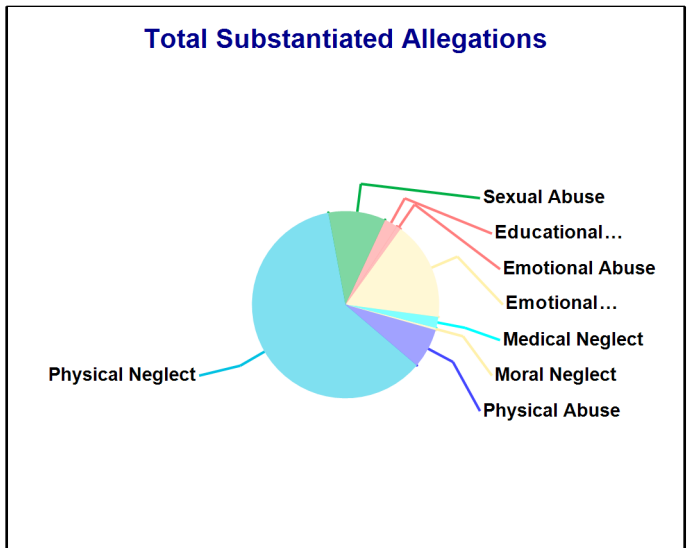
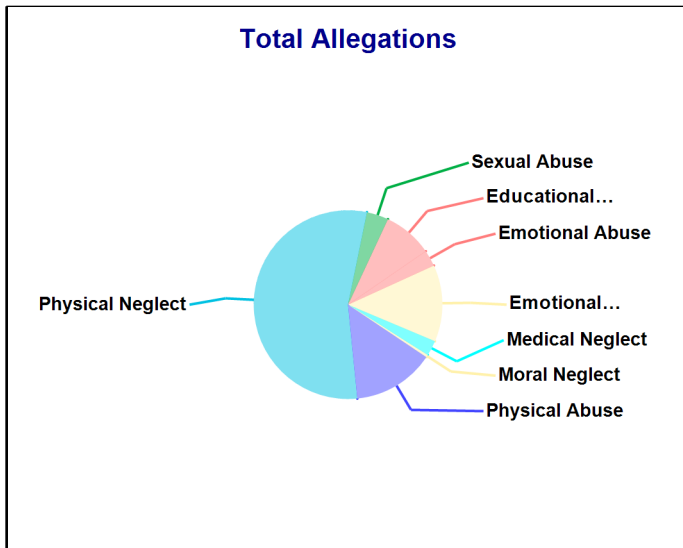
Accepted Reports: 931

Substantiated Reports: 26

Substantiation Rate: 39 %

Allegations	Total	Substantiated	Substantiation Rate
Sexual Abuse	67	26	39 %
Emotional Abuse	50	<=10	0 - 10 %
Human_Trafficking	-	-	-
Moral Neglect	<=10	<=10	10 - 20 %
Physical Abuse	252	18	7 %
Educational Neglect	152	<=10	0 - 10 %
Emotional Neglect	236	45	19 %
High Risk Newborn	-	-	-
Medical Neglect	47	<=10	10 - 20 %
At Risk	-	-	-
Physical Neglect	984	160	16 %
Total Allegations	1,796	263	15 %

Children Substantiated as Abuse/Neglect/Uncared for: 176



State of Connecticut
 Department of Children and Families
 Town Pages
 State Fiscal Year: 2022

Number of Accepted Reports and allegations to DCF
 Town: STRATFORD

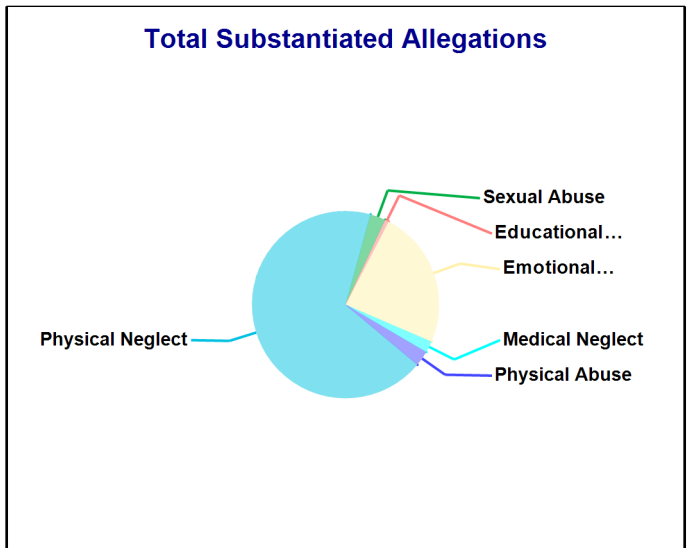
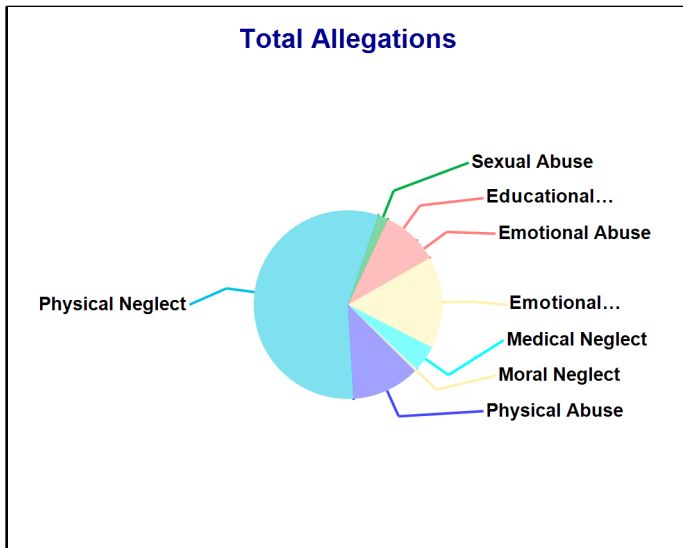
Accepted Reports: 322

Substantiated Reports: 4

Substantiation Rate: 30 - 40 %

Allegations	Total	Substantiated	Substantiation Rate
Sexual Abuse	13	<=10	30 - 40 %
Emotional Abuse	27	-	-
Human_Trafficking	-	-	-
Moral Neglect	<=10	-	0 - 10 %
Physical Abuse	86	<=10	0 - 10 %
Educational Neglect	45	<=10	0 - 10 %
Emotional Neglect	116	36	31 %
High Risk Newborn	-	-	-
Medical Neglect	33	<=10	0 - 10 %
At Risk	-	-	-
Physical Neglect	413	103	25 %
Total Allegations	736	151	21 %

Children Substantiated as Abuse/Neglect/Uncared for: 81



State of Connecticut
 Department of Children and Families
 Town Pages
 State Fiscal Year: 2022

Number of Accepted Reports and allegations to DCF
 Town: SUFFIELD

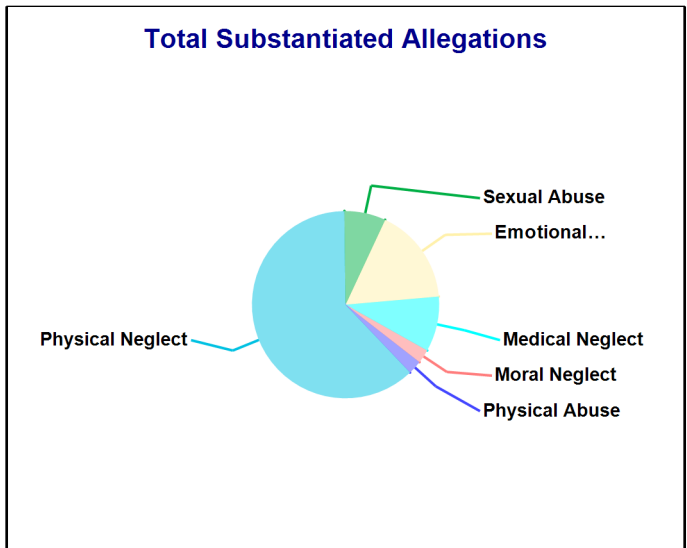
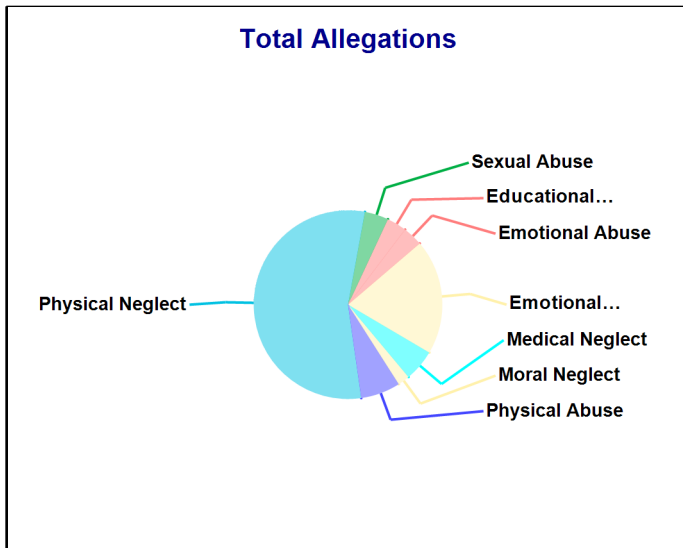
Accepted Reports: 52

Substantiated Reports: 3

Substantiation Rate: 40 - 50 %

Allegations	Total	Substantiated	Substantiation Rate
Sexual Abuse	<=10	<=10	40 - 50 %
Emotional Abuse	<=10	-	0 - 10 %
Human_Trafficking	-	-	-
Moral Neglect	<=10	<=10	30 - 40 %
Physical Abuse	<=10	<=10	0 - 10 %
Educational Neglect	<=10	-	0 - 10 %
Emotional Neglect	29	<=10	20 - 30 %
High Risk Newborn	-	-	-
Medical Neglect	<=10	<=10	40 - 50 %
At Risk	-	-	-
Physical Neglect	81	26	32 %
Total Allegations	147	42	29 %

Children Substantiated as Abuse/Neglect/Uncared for: 19



State of Connecticut
 Department of Children and Families
 Town Pages
 State Fiscal Year: 2022

Number of Accepted Reports and allegations to DCF
 Town: THOMPSON

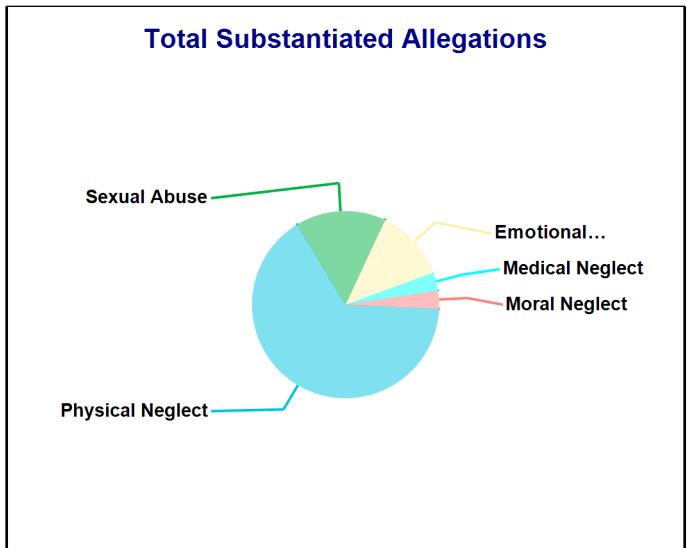
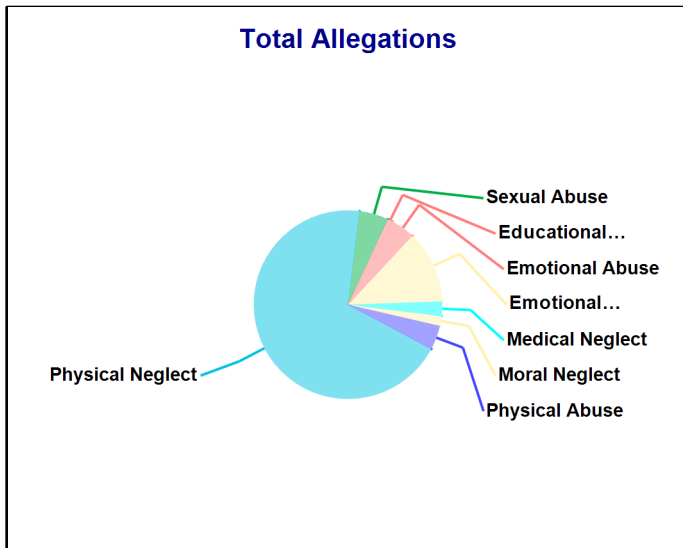
Accepted Reports: 52

Substantiated Reports:

Substantiation Rate: 0 - 10 %

Allegations	Total	Substantiated	Substantiation Rate
Emotional Abuse	<=10	-	0 - 10 %
Human_Trafficking	-	-	-
Moral Neglect	<=10	<=10	40 - 50 %
Total Allegations	120	32	27 %
Physical Abuse	<=10	-	0 - 10 %
Educational Neglect	<=10	-	0 - 10 %
Emotional Neglect	15	<=10	20 - 30 %
High Risk Newborn	-	-	-
Medical Neglect	<=10	<=10	30 - 40 %
At Risk	-	-	-
Physical Neglect	83	21	25 %
Sexual Abuse	<=10	<=10	80 - 90 %

Children Substantiated as Abuse/Neglect/Uncared for: 12



State of Connecticut
 Department of Children and Families
 Town Pages
 State Fiscal Year: 2022

Number of Accepted Reports and allegations to DCF
 Town: TOLLAND

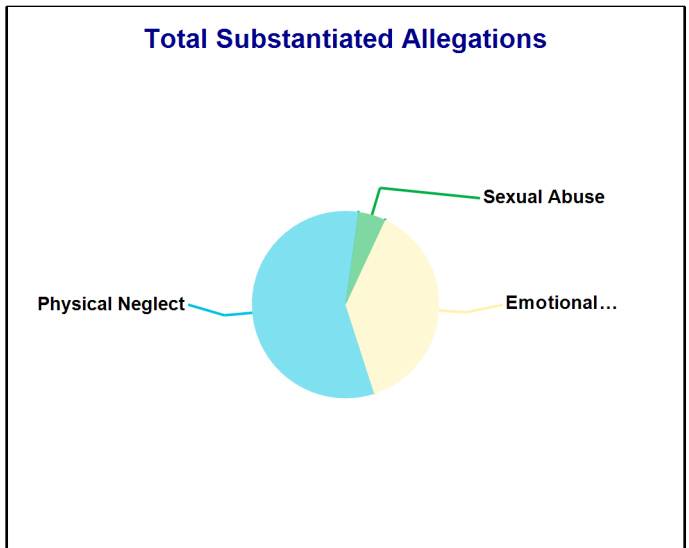
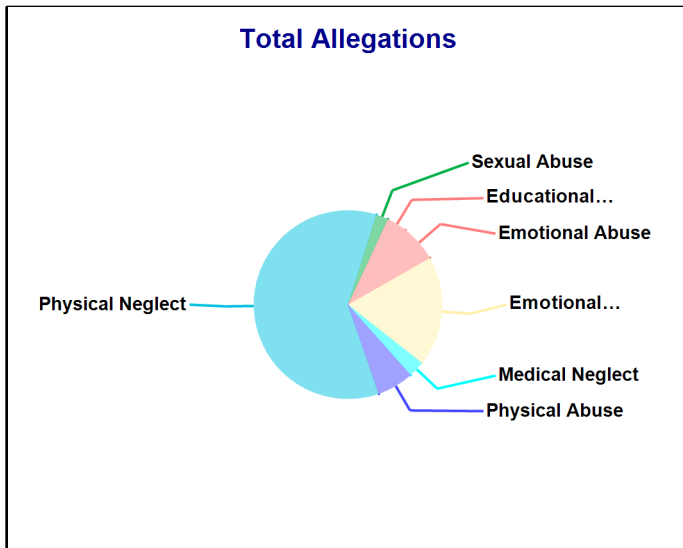
Accepted Reports: 63

Substantiated Reports: 1

Substantiation Rate: 30 - 40 %

Allegations	Total	Substantiated	Substantiation Rate
Sexual Abuse	<=10	<=10	30 - 40 %
Emotional Abuse	<=10	-	0 - 10 %
Human_Trafficking	-	-	-
Moral Neglect	-	-	-
Physical Abuse	<=10	-	0 - 10 %
Educational Neglect	<=10	-	0 - 10 %
Emotional Neglect	27	<=10	20 - 30 %
High Risk Newborn	-	-	-
Medical Neglect	<=10	-	0 - 10 %
At Risk	-	-	-
Physical Neglect	86	12	14 %
Total Allegations	143	21	15 %

Children Substantiated as Abuse/Neglect/Uncared for: 12



State of Connecticut
 Department of Children and Families
 Town Pages
 State Fiscal Year: 2022

Number of Accepted Reports and allegations to DCF
 Town: TORRINGTON

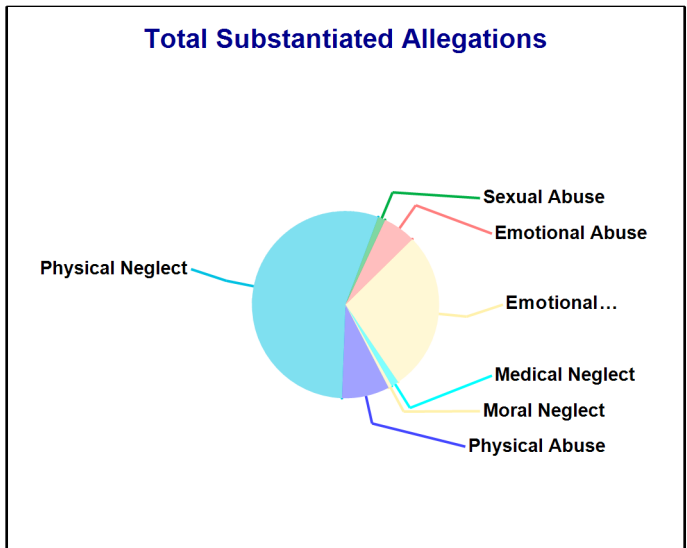
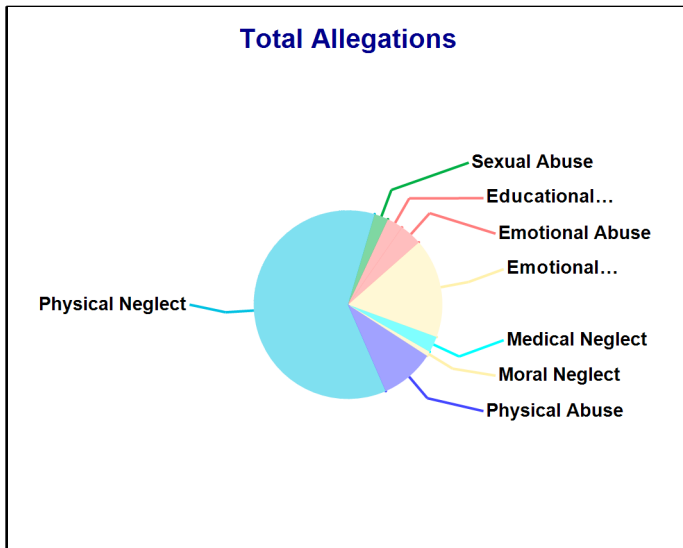
Accepted Reports: 386

Substantiated Reports: 2

Substantiation Rate: 0 - 10 %

Allegations	Total	Substantiated	Substantiation Rate
Sexual Abuse	20	<=10	0 - 10 %
Emotional Abuse	32	<=10	20 - 30 %
Human_Trafficking	-	-	-
Moral Neglect	<=10	<=10	10 - 20 %
Physical Abuse	78	13	17 %
Educational Neglect	23	-	-
Emotional Neglect	143	44	31 %
High Risk Newborn	-	-	-
Medical Neglect	23	<=10	0 - 10 %
At Risk	-	-	-
Physical Neglect	512	87	17 %
Total Allegations	838	158	19 %

Children Substantiated as Abuse/Neglect/Uncared for: 66



State of Connecticut
 Department of Children and Families
 Town Pages
 State Fiscal Year: 2022

Number of Accepted Reports and allegations to DCF
 Town: TRUMBULL

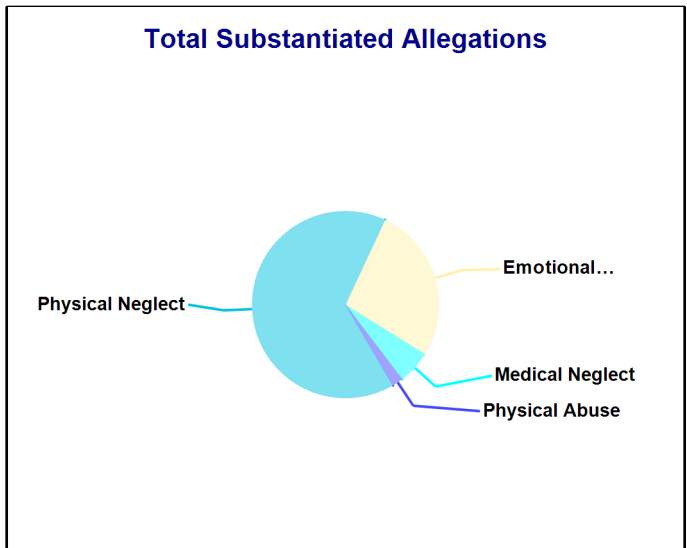
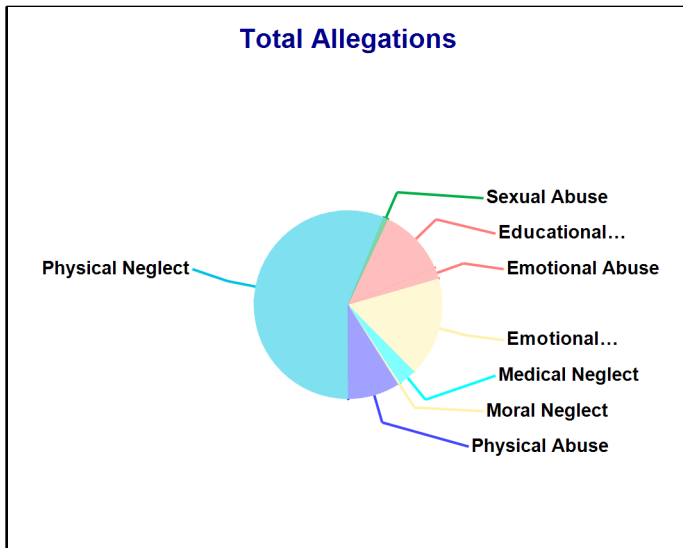
Accepted Reports: 116

Substantiated Reports:

Substantiation Rate: 0 - 10 %

Allegations	Total	Substantiated	Substantiation Rate
Sexual Abuse	<=10	-	0 - 10 %
Emotional Abuse	<=10	-	0 - 10 %
Human_Trafficking	-	-	-
Moral Neglect	<=10	-	0 - 10 %
Physical Abuse	23	<=10	0 - 10 %
Educational Neglect	30	-	-
Emotional Neglect	44	14	32 %
High Risk Newborn	-	-	-
Medical Neglect	<=10	<=10	30 - 40 %
At Risk	-	-	-
Physical Neglect	145	34	23 %
Total Allegations	258	52	20 %

Children Substantiated as Abuse/Neglect/Uncared for: 28



State of Connecticut
 Department of Children and Families
 Town Pages
 State Fiscal Year: 2022

Number of Accepted Reports and allegations to DCF
 Town: VERNON

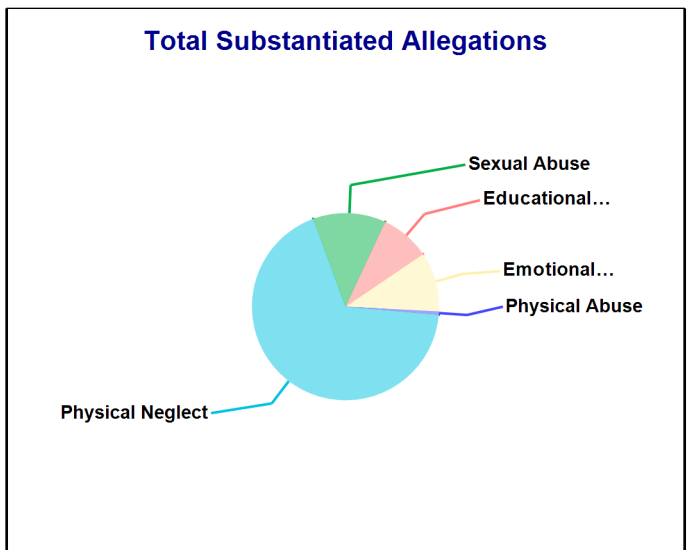
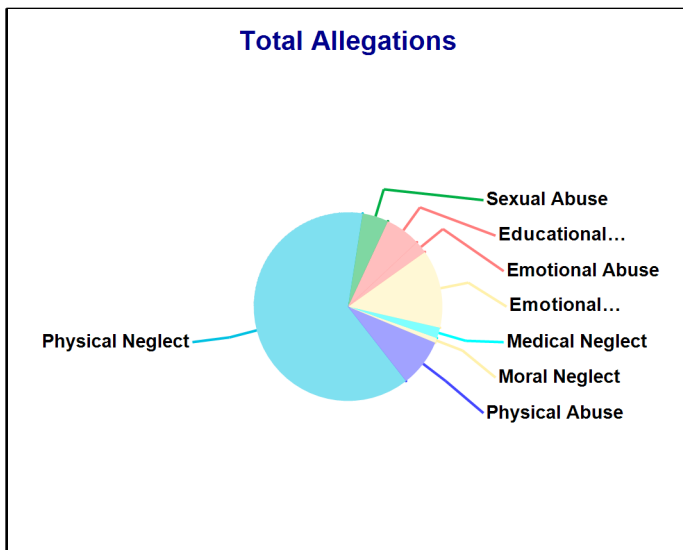
Accepted Reports: 383

Substantiated Reports: 22

Substantiation Rate: 52 %

Allegations	Total	Substantiated	Substantiation Rate
Sexual Abuse	42	22	52 %
Emotional Abuse	20	-	-
Human_Trafficking	-	-	-
Moral Neglect	<=10	-	0 - 10 %
Physical Abuse	77	<=10	0 - 10 %
Educational Neglect	57	15	26 %
Emotional Neglect	126	18	14 %
High Risk Newborn	-	-	-
Medical Neglect	17	-	-
At Risk	-	-	-
Physical Neglect	591	119	20 %
Total Allegations	938	175	19 %

Children Substantiated as Abuse/Neglect/Uncared for: 82



State of Connecticut
 Department of Children and Families
 Town Pages
 State Fiscal Year: 2022

Number of Accepted Reports and allegations to DCF
 Town: WATERBURY

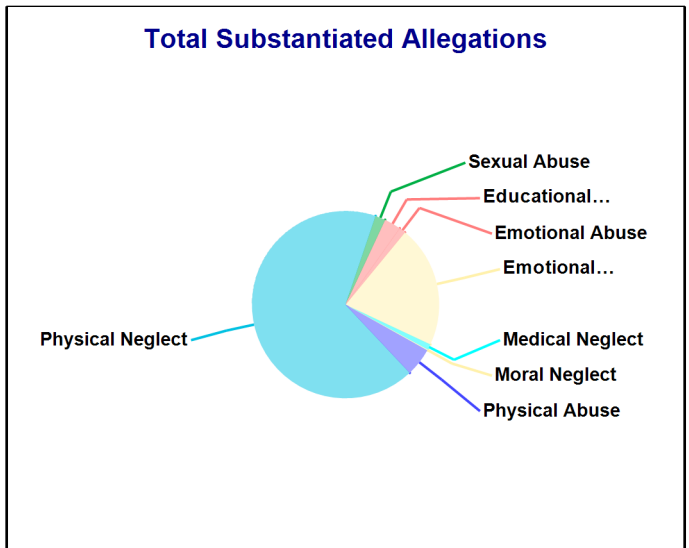
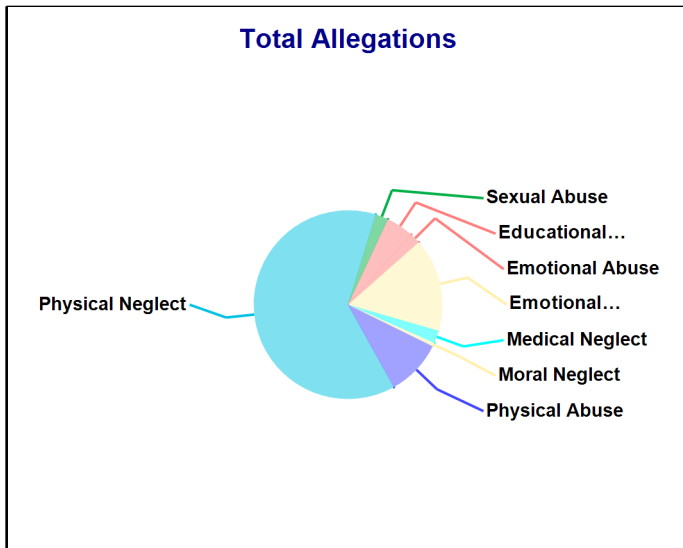
Accepted Reports: 1,551

Substantiated Reports: 14

Substantiation Rate: 16 %

Allegations	Total	Substantiated	Substantiation Rate
Sexual Abuse	87	14	16 %
Emotional Abuse	70	<=10	10 - 20 %
Human_Trafficking	-	-	-
Moral Neglect	26	<=10	0 - 10 %
Physical Abuse	379	39	10 %
Educational Neglect	186	23	12 %
Emotional Neglect	628	168	27 %
High Risk Newborn	-	-	-
Medical Neglect	85	<=10	0 - 10 %
At Risk	-	-	-
Physical Neglect	2,467	537	22 %
Total Allegations	3,928	799	20 %

Children Substantiated as Abuse/Neglect/Uncared for: 276



State of Connecticut
 Department of Children and Families
 Town Pages
 State Fiscal Year: 2022

Number of Accepted Reports and allegations to DCF
 Town: WATERFORD

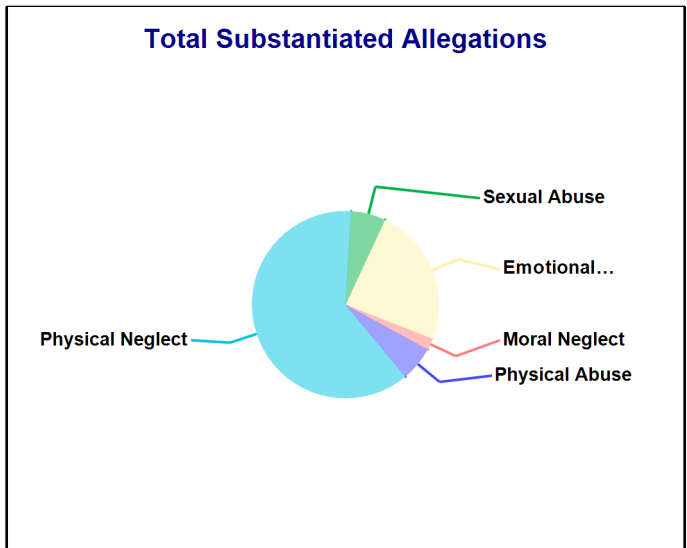
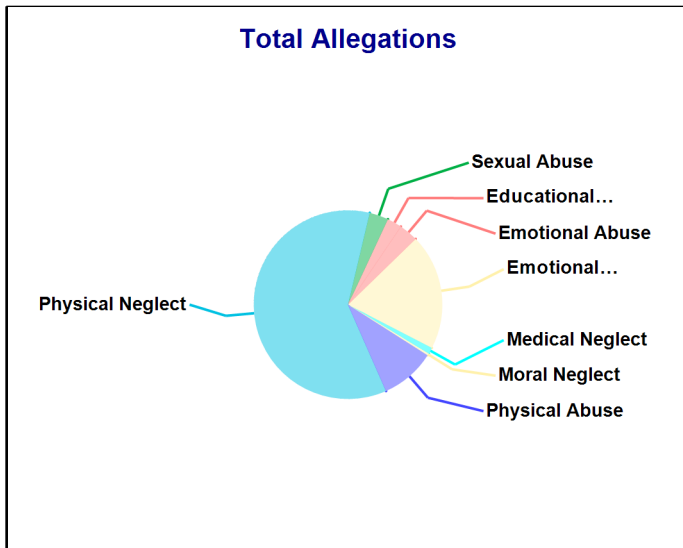
Accepted Reports: 112

Substantiated Reports:

Substantiation Rate: 0 - 10 %

Allegations	Total	Substantiated	Substantiation Rate
Emotional Abuse	<=10	-	0 - 10 %
Human_Trafficking	-	-	-
Moral Neglect	<=10	<=10	90 - 100 %
Total Allegations	277	50	18 %
Physical Abuse	26	<=10	10 - 20 %
Educational Neglect	<=10	-	0 - 10 %
Emotional Neglect	55	12	22 %
High Risk Newborn	-	-	-
Medical Neglect	<=10	-	0 - 10 %
At Risk	-	-	-
Physical Neglect	167	31	19 %
Sexual Abuse	<=10	<=10	30 - 40 %

Children Substantiated as Abuse/Neglect/Uncared for: 26



State of Connecticut
 Department of Children and Families
 Town Pages
 State Fiscal Year: 2022

Number of Accepted Reports and allegations to DCF
 Town: WATERTOWN


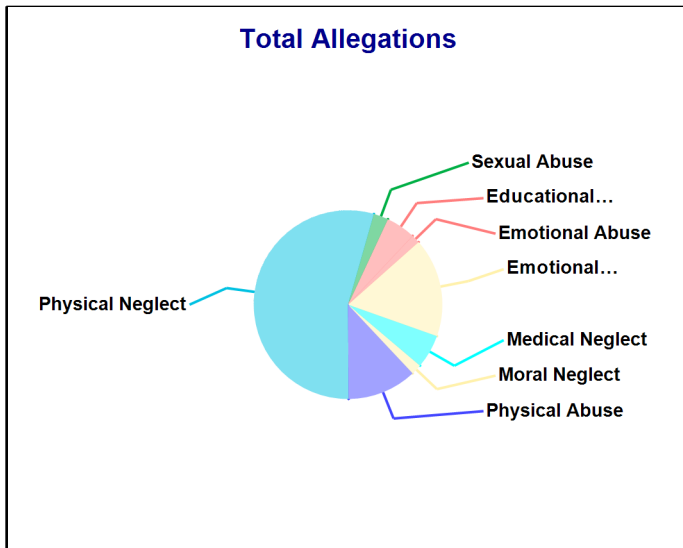
Accepted Reports: 125

Substantiated Reports: 3

Substantiation Rate: 40 - 50 %

Allegations	Total	Substantiated	Substantiation Rate
Sexual Abuse	<=10	<=10	40 - 50 %
Emotional Abuse	<=10	-	0 - 10 %
Human_Trafficking	-	-	-
Moral Neglect	<=10	-	0 - 10 %
Physical Abuse	33	<=10	0 - 10 %
Educational Neglect	14	<=10	10 - 20 %
Emotional Neglect	47	<=10	20 - 30 %
High Risk Newborn	-	-	-
Medical Neglect	16	<=10	20 - 30 %
At Risk	-	-	-
Physical Neglect	151	18	12 %
Total Allegations	277	38	14 %

Children Substantiated as Abuse/Neglect/Uncared for: 16



State of Connecticut
 Department of Children and Families
 Town Pages
 State Fiscal Year: 2022

Number of Accepted Reports and allegations to DCF
 Town: WEST HARTFORD

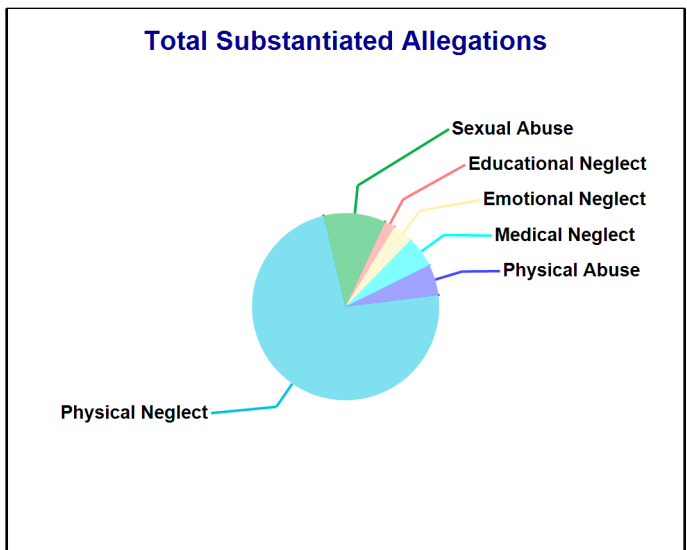
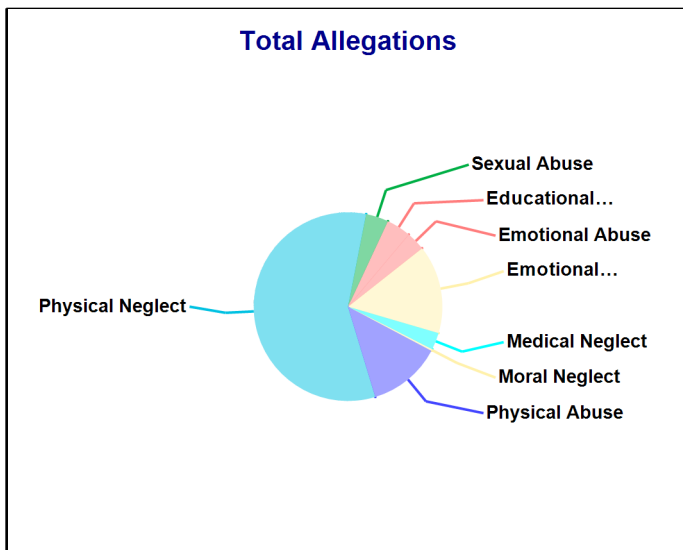
Accepted Reports: 294

Substantiated Reports: 6

Substantiation Rate: 20 - 30 %

Allegations	Total	Substantiated	Substantiation Rate
Sexual Abuse	24	<=10	20 - 30 %
Emotional Abuse	20	-	-
Human_Trafficking	-	-	-
Moral Neglect	<=10	-	0 - 10 %
Physical Abuse	78	<=10	0 - 10 %
Educational Neglect	26	<=10	0 - 10 %
Emotional Neglect	94	<=10	0 - 10 %
High Risk Newborn	-	-	-
Medical Neglect	18	<=10	10 - 20 %
At Risk	-	-	-
Physical Neglect	358	41	11 %
Total Allegations	620	56	9 %

Children Substantiated as Abuse/Neglect/Uncared for: 30



State of Connecticut
 Department of Children and Families
 Town Pages
 State Fiscal Year: 2022

Number of Accepted Reports and allegations to DCF
 Town: WEST HAVEN

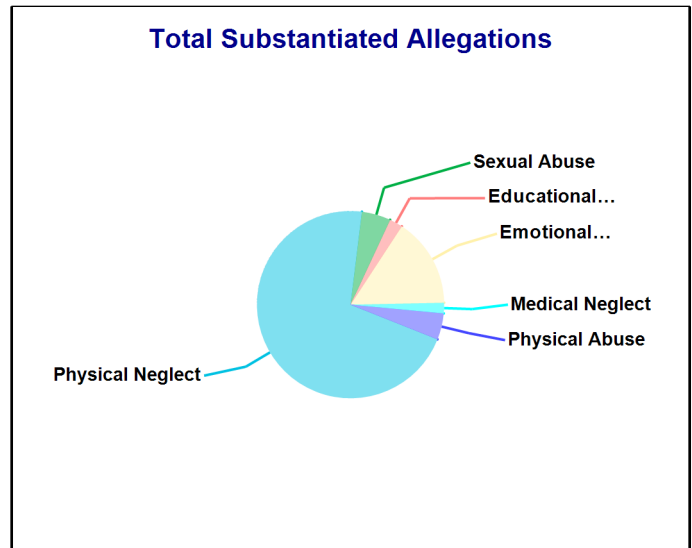
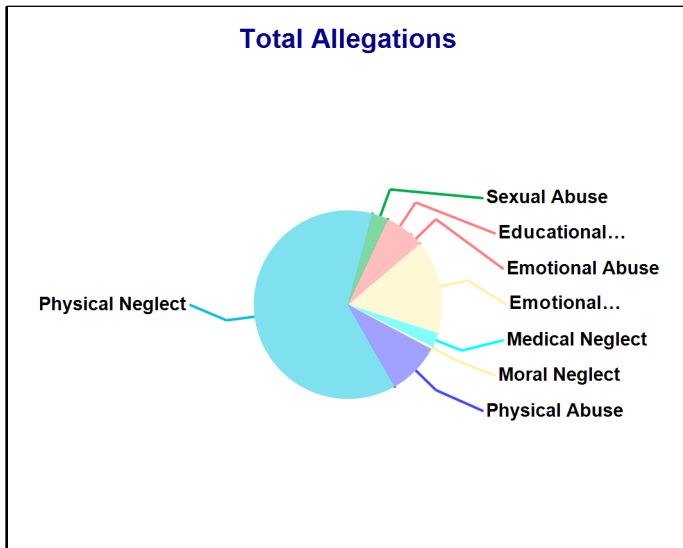
Accepted Reports: 478

Substantiated Reports:

Substantiation Rate: -

Allegations	Total	Substantiated	Substantiation Rate
Emotional Abuse	23	-	-
Human_Trafficking	-	-	-
Moral Neglect	<=10	-	0 - 10 %
Total Allegations	1,080	220	20 %
Physical Abuse	97	<=10	0 - 10 %
Educational Neglect	51	<=10	0 - 10 %
Emotional Neglect	174	34	20 %
High Risk Newborn	-	-	-
Medical Neglect	26	<=10	10 - 20 %
At Risk	-	-	-
Physical Neglect	674	156	23 %
Sexual Abuse	30	11	37 %

Children Substantiated as Abuse/Neglect/Uncaared for: 126



State of Connecticut
 Department of Children and Families
 Town Pages
 State Fiscal Year: 2022

Number of Accepted Reports and allegations to DCF
 Town: WINCHESTER

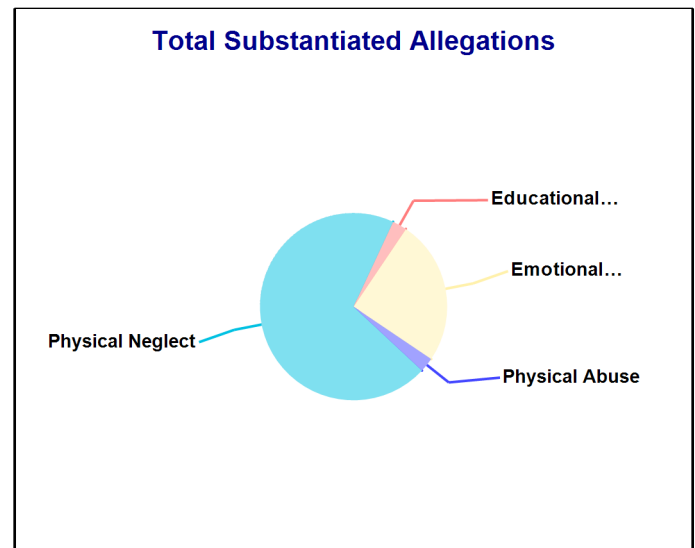
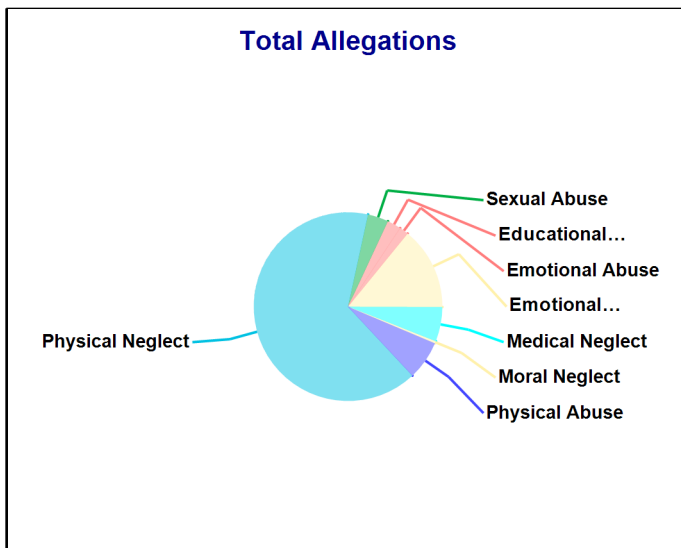
Accepted Reports: 115

Substantiated Reports:

Substantiation Rate: 0 - 10 %

Allegations	Total	Substantiated	Substantiation Rate
Sexual Abuse	<=10	-	0 - 10 %
Emotional Abuse	<=10	-	0 - 10 %
Human_Trafficking	-	-	-
Moral Neglect	<=10	-	0 - 10 %
Physical Abuse	17	<=10	0 - 10 %
Educational Neglect	<=10	<=10	10 - 20 %
Emotional Neglect	36	<=10	20 - 30 %
High Risk Newborn	-	-	-
Medical Neglect	15	-	-
At Risk	-	-	-
Physical Neglect	166	28	17 %
Total Allegations	254	40	16 %

Children Substantiated as Abuse/Neglect/Uncared for: 19



State of Connecticut
 Department of Children and Families
 Town Pages
 State Fiscal Year: 2022

Number of Accepted Reports and allegations to DCF
 Town: WINDHAM


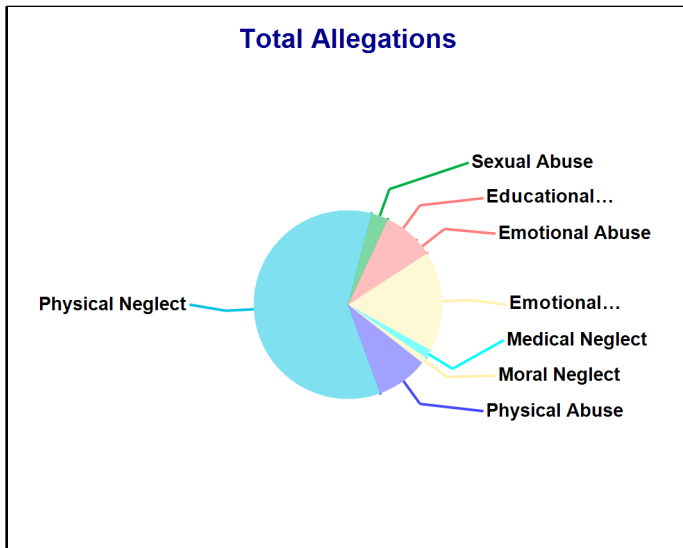
Accepted Reports: 321

Substantiated Reports: 5

Substantiation Rate: 20 - 30 %

Allegations	Total	Substantiated	Substantiation Rate
Sexual Abuse	22	<=10	20 - 30 %
Emotional Abuse	21	<=10	0 - 10 %
Human_Trafficking	-	-	-
Moral Neglect	<=10	-	0 - 10 %
Total Allegations	744	92	12 %
Physical Abuse	66	<=10	0 - 10 %
Educational Neglect	45	<=10	10 - 20 %
Emotional Neglect	128	29	23 %
High Risk Newborn	-	-	-
Medical Neglect	11	-	-
At Risk	-	-	-
Physical Neglect	443	48	11 %

Children Substantiated as Abuse/Neglect/Uncared for: 48



State of Connecticut
 Department of Children and Families
 Town Pages
 State Fiscal Year: 2022

Number of Accepted Reports and allegations to DCF
 Town: WINDSOR

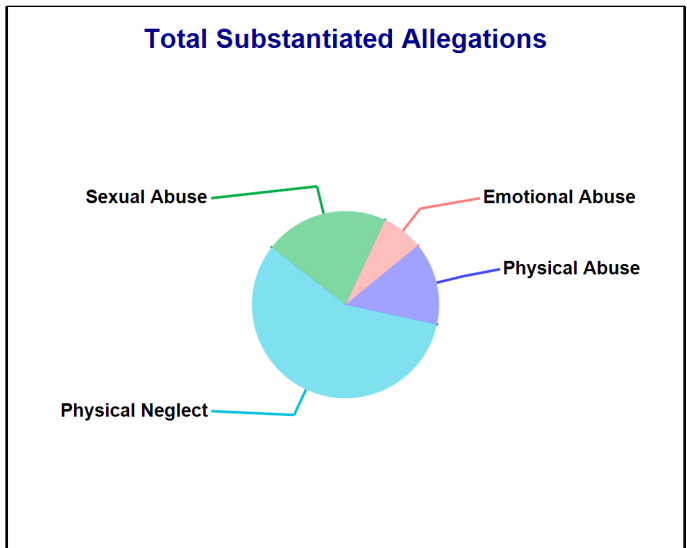
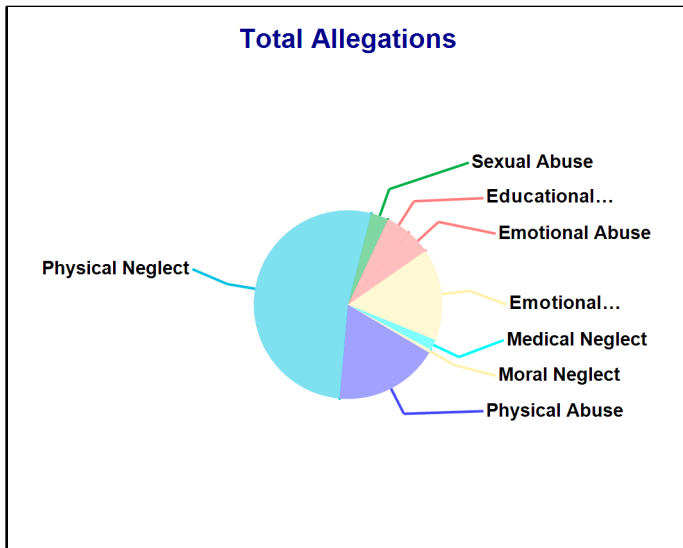
Accepted Reports: 174

Substantiated Reports: 3

Substantiation Rate: 20 - 30 %

Allegations	Total	Substantiated	Substantiation Rate
Sexual Abuse	<=10	<=10	20 - 30 %
Emotional Abuse	14	<=10	0 - 10 %
Human_Trafficking	-	-	-
Moral Neglect	<=10	-	0 - 10 %
Physical Abuse	60	<=10	0 - 10 %
Educational Neglect	14	-	-
Emotional Neglect	53	-	-
High Risk Newborn	-	-	-
Medical Neglect	<=10	-	0 - 10 %
At Risk	-	-	-
Physical Neglect	176	<=10	0 - 10 %
Total Allegations	335	14	4 %

Children Substantiated as Abuse/Neglect/Uncared for: 11



State of Connecticut
 Department of Children and Families
 Town Pages
 State Fiscal Year: 2022

Number of Accepted Reports and allegations to DCF
 Town: WINDSOR LOCKS

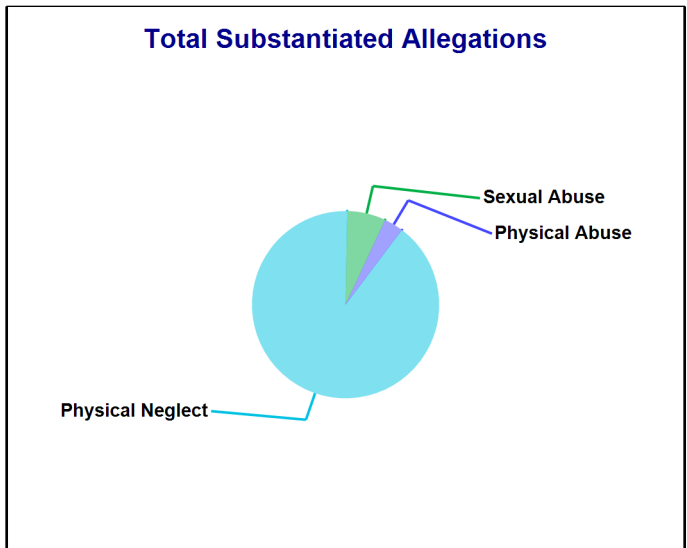
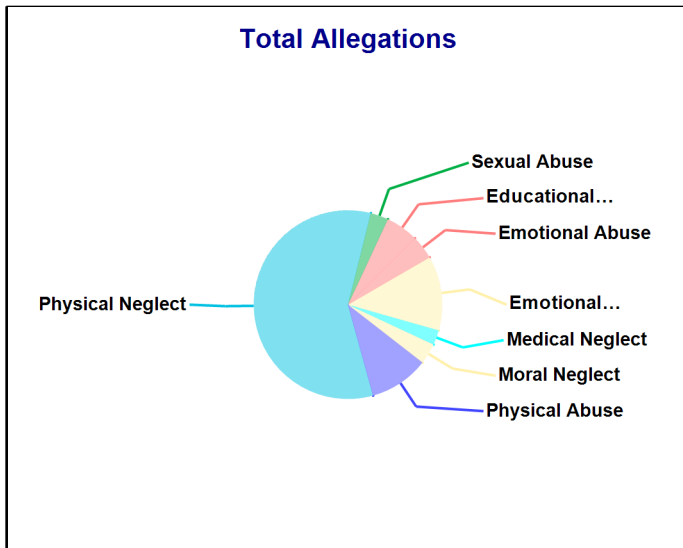
Accepted Reports: 93

Substantiated Reports: 2

Substantiation Rate: 30 - 40 %

Allegations	Total	Substantiated	Substantiation Rate
Sexual Abuse	<=10	<=10	30 - 40 %
Emotional Abuse	<=10	-	0 - 10 %
Human_Trafficking	-	-	-
Moral Neglect	<=10	-	0 - 10 %
Physical Abuse	20	<=10	0 - 10 %
Educational Neglect	11	-	-
Emotional Neglect	25	-	-
High Risk Newborn	-	-	-
Medical Neglect	<=10	-	0 - 10 %
At Risk	-	-	-
Physical Neglect	114	27	24 %
Total Allegations	196	30	15 %

Children Substantiated as Abuse/Neglect/Uncared for: 18



State of Connecticut
 Department of Children and Families
 Town Pages
 State Fiscal Year: 2022

Number of Accepted Reports and allegations to DCF
 Town: WOLCOTT

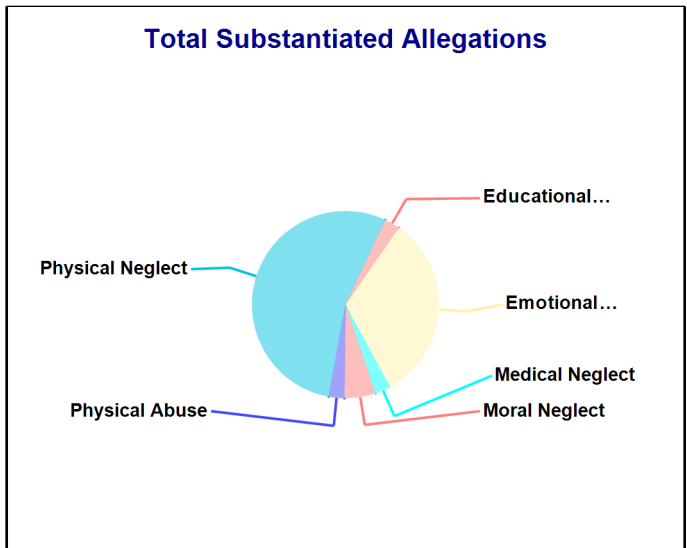
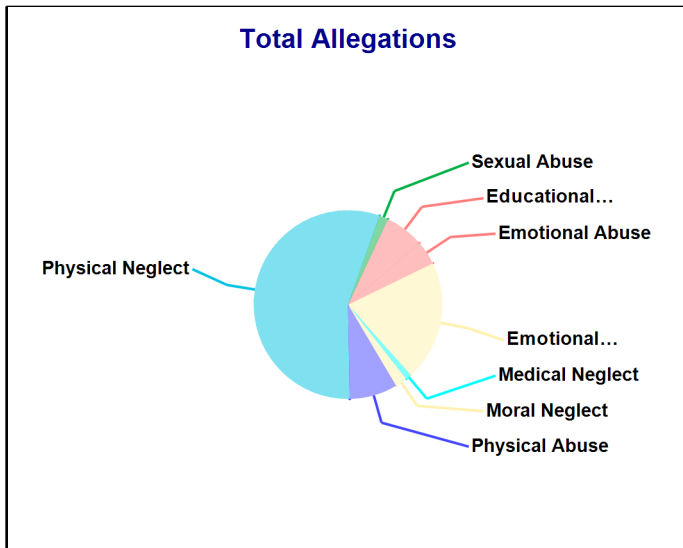
Accepted Reports: 88

Substantiated Reports:

Substantiation Rate: 0 - 10 %

Allegations	Total	Substantiated	Substantiation Rate
Sexual Abuse	<=10	-	0 - 10 %
Emotional Abuse	<=10	-	0 - 10 %
Human_Trafficking	-	-	-
Moral Neglect	<=10	<=10	40 - 50 %
Physical Abuse	16	<=10	0 - 10 %
Educational Neglect	13	<=10	0 - 10 %
Emotional Neglect	40	12	30 %
High Risk Newborn	-	-	-
Medical Neglect	<=10	<=10	40 - 50 %
At Risk	-	-	-
Physical Neglect	108	20	19 %
Total Allegations	194	37	19 %

Children Substantiated as Abuse/Neglect/Uncared for: 11



State of Connecticut
 Department of Children and Families
 Town Pages
 State Fiscal Year: 2022

Number of Accepted Reports and allegations to DCF
 Town: Statewide

Accepted Reports: 28,295

Substantiated Reports: 493

Substantiation Rate: 26 %

Allegations	Total	Substantiated	Substantiation Rate
Sexual Abuse	1,899	493	26 %
Emotional Abuse	1,529	78	5 %
Human_Trafficking	14	<=10	0 - 10 %
Moral Neglect	635	59	9 %
Physical Abuse	6,291	343	5 %
Educational Neglect	3,898	382	10 %
Emotional Neglect	8,801	1,616	18 %
High Risk Newborn	-	-	-
Medical Neglect	1,696	198	12 %
At Risk	-	-	-
Physical Neglect	38,157	6,118	16 %
Total Allegations	62,920	9,288	15 %

Children Substantiated as Abuse/Neglect/Uncared for: 4,739

