

**State of Connecticut
Department of Children and Families**

Town Pages

**Number of Accepted Reports and Allegations to DCF
State Fiscal Year: 2020**



Glossary	
Accepted Reports	Represents all Reports called in to the Child Abuse and Neglect Hotline containing allegations that meet the operational definition of abuse and/or neglect. A Report contains one or more children as alleged victims of abuse and/or neglect.
Substantiated Reports	Represents all Accepted Reports where the Investigation resulted in a finding of reasonable cause to believe that neglect and/or abuse has occurred.
Total Allegations	Represents all individual Allegations of Abuse and/or Neglect contained in an Accepted Report . Each alleged child victim can have one or more associated allegations.
Substantiated Allegations	Represents all individual Allegations of Abuse and/or Neglect contained in an Accepted Report where the Investigation resulted in a finding of reasonable cause to believe that neglect and/or abuse has occurred.
Children Substantiated as Abused/Neglect/Un cared For	Represents the number of unique (unduplicated) children that were the victim of substantiated Abuse and/or Neglect during the State Fiscal Year.

Note: For confidentiality reasons, data for towns with 10 or less Children Substantiated as Abuse/Neglect/Un cared For will not be reported as an individual town. However, data on the Statewide page does reflect the data for these towns in the totals.

Note: Town **OTHER** represents towns in the database that do not correspond with any official Connecticut town names. This anomaly is a result of incorrect data entry or other technical factors.

Number of Accepted Reports and allegations to DCF
Town: ANSONIA

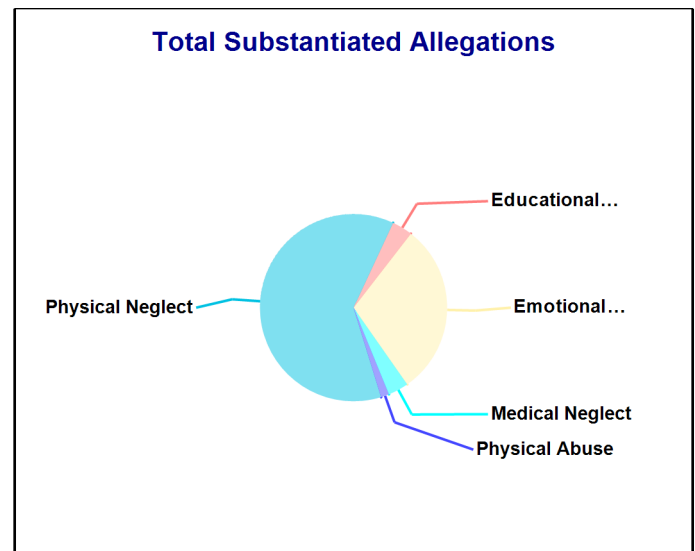
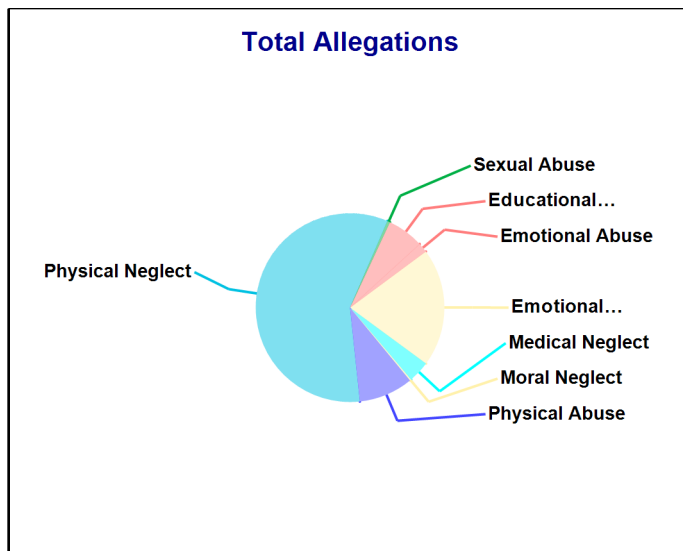
Accepted Reports: 189

Substantiated Reports: 51

Substantiation Rate: 27 %

Allegations	Total	Substantiated	Substantiation Rate
Physical Abuse	40	<=10	0 - 10 %
Educational Neglect	27	<=10	10 - 20 %
Emotional Neglect	87	42	48 %
High Risk Newborn	-	-	-
Medical Neglect	16	<=10	30 - 40 %
At Risk	-	-	-
Physical Neglect	250	87	35 %
Sexual Abuse	<=10	-	0 - 10 %
Emotional Abuse	<=10	-	0 - 10 %
Human_Trafficking	-	-	-
Moral Neglect	<=10	-	0 - 10 %
Total Allegations	430	141	33 %

Children Substantiated as Abuse/Neglect/Uncared for: 70



State of Connecticut
 Department of Children and Families
 Town Pages
 State Fiscal Year: 2020

Number of Accepted Reports and allegations to DCF
 Town: BERLIN

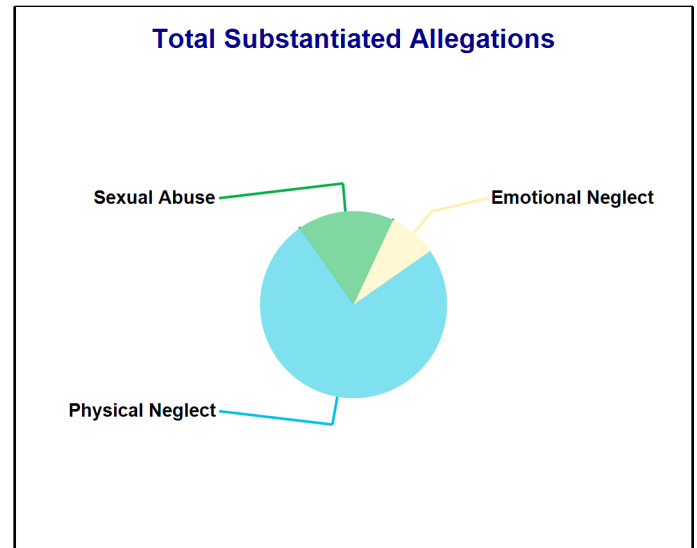
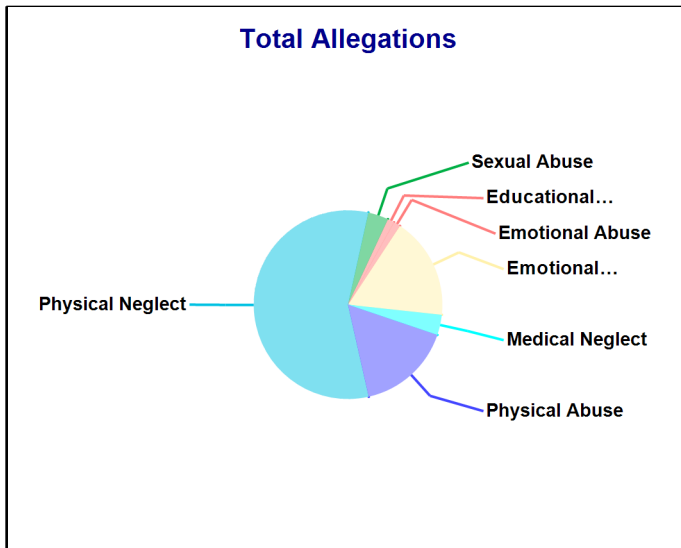
Accepted Reports: 49

Substantiated Reports: 9

Substantiation Rate: 18 %

Allegations	Total	Substantiated	Substantiation Rate
Physical Abuse	14	-	-
Educational Neglect	<=10	-	0 - 10 %
Emotional Neglect	15	<=10	0 - 10 %
High Risk Newborn	-	-	-
Medical Neglect	<=10	-	0 - 10 %
At Risk	-	-	-
Physical Neglect	49	<=10	10 - 20 %
Sexual Abuse	<=10	<=10	60 - 70 %
Emotional Abuse	<=10	-	0 - 10 %
Human_Trafficking	-	-	-
Moral Neglect	-	-	-
Total Allegations	86	12	14 %

Children Substantiated as Abuse/Neglect/Uncared for: 11



State of Connecticut
 Department of Children and Families
 Town Pages
 State Fiscal Year: 2020

Number of Accepted Reports and allegations to DCF
 Town: BETHEL


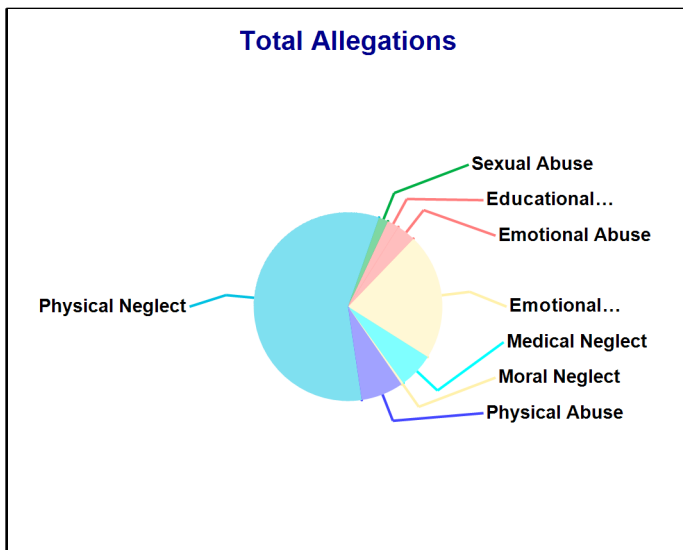
Accepted Reports: 104

Substantiated Reports: 26

Substantiation Rate: 25 %

Allegations	Total	Substantiated	Substantiation Rate
Physical Abuse	18	<=10	0 - 10 %
Educational Neglect	<=10	-	0 - 10 %
Emotional Neglect	54	18	33 %
High Risk Newborn	-	-	-
Medical Neglect	15	<=10	10 - 20 %
At Risk	-	-	-
Physical Neglect	143	47	33 %
Sexual Abuse	<=10	<=10	40 - 50 %
Emotional Abuse	<=10	-	0 - 10 %
Human_Trafficking	-	-	-
Moral Neglect	<=10	<=10	90 - 100 %
Total Allegations	248	72	29 %

Children Substantiated as Abuse/Neglect/Uncared for: 45



State of Connecticut
 Department of Children and Families
 Town Pages
 State Fiscal Year: 2020

Number of Accepted Reports and allegations to DCF
 Town: BLOOMFIELD

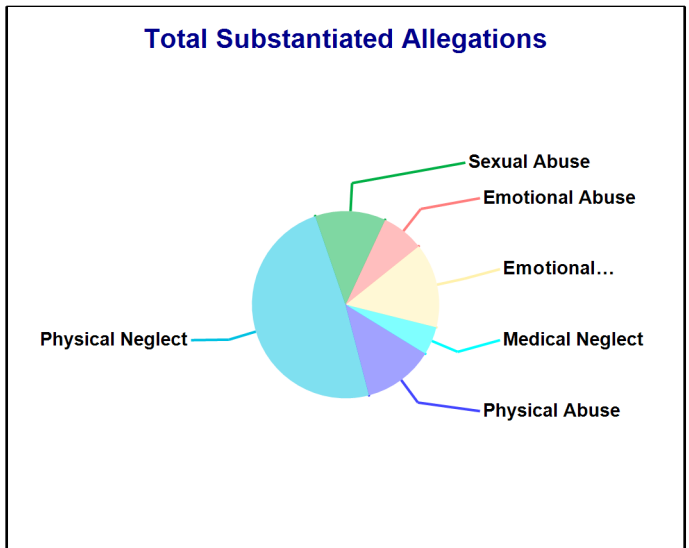
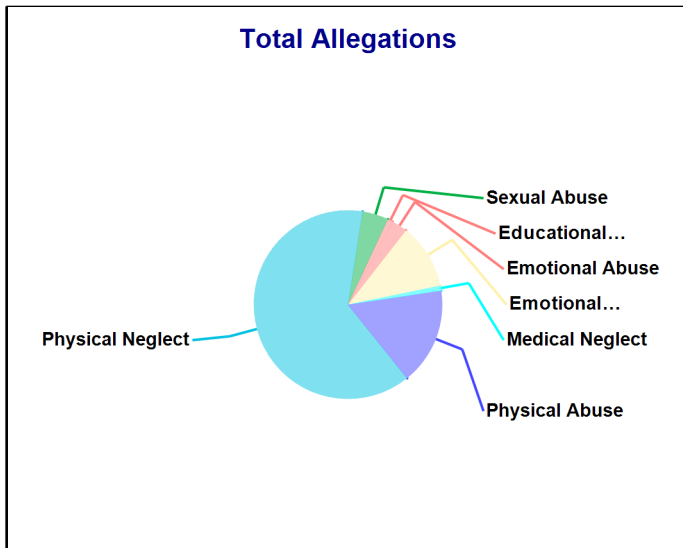
Accepted Reports: 103

Substantiated Reports: 16

Substantiation Rate: 16 %

Allegations	Total	Substantiated	Substantiation Rate
Physical Abuse	37	<=10	10 - 20 %
Educational Neglect	<=10	-	0 - 10 %
Emotional Neglect	25	<=10	20 - 30 %
High Risk Newborn	-	-	-
Medical Neglect	<=10	<=10	90 - 100 %
At Risk	-	-	-
Physical Neglect	141	20	14 %
Sexual Abuse	<=10	<=10	40 - 50 %
Emotional Abuse	<=10	<=10	40 - 50 %
Human_Trafficking	-	-	-
Moral Neglect	-	-	-
Total Allegations	223	41	18 %

Children Substantiated as Abuse/Neglect/Uncared for: 26



State of Connecticut
 Department of Children and Families
 Town Pages
 State Fiscal Year: 2020

Number of Accepted Reports and allegations to DCF
 Town: BRANFORD

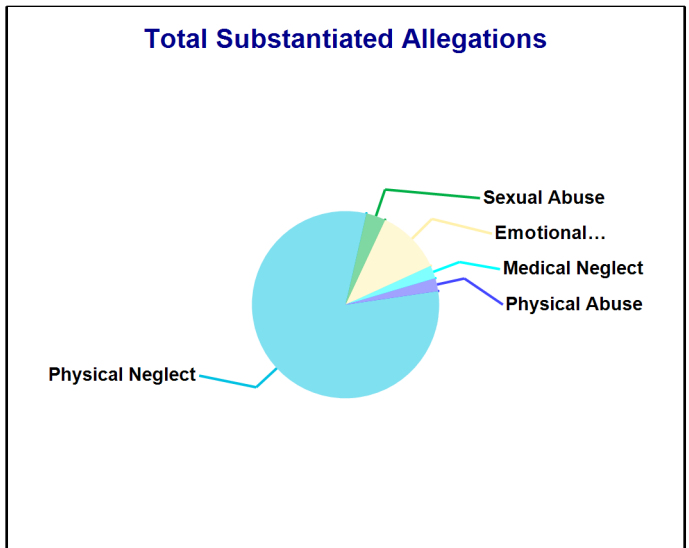
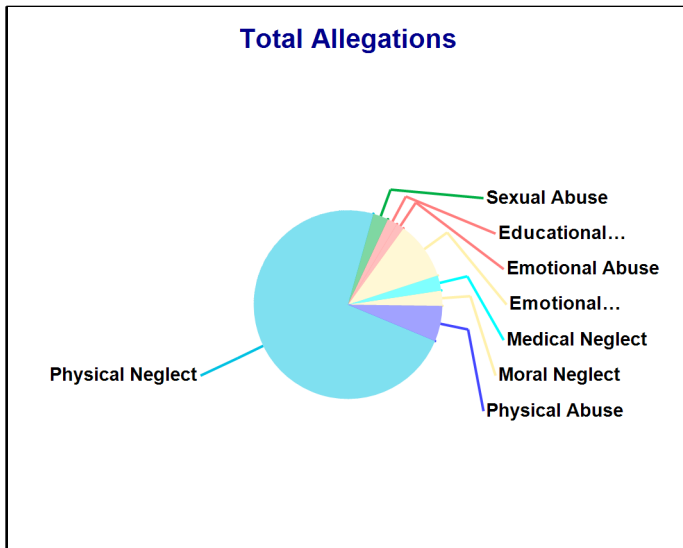
Accepted Reports: 89

Substantiated Reports: 26

Substantiation Rate: 29 %

Allegations	Total	Substantiated	Substantiation Rate
Physical Abuse	14	<=10	10 - 20 %
Educational Neglect	<=10	-	0 - 10 %
Emotional Neglect	23	<=10	40 - 50 %
High Risk Newborn	-	-	-
Medical Neglect	<=10	<=10	30 - 40 %
At Risk	-	-	-
Physical Neglect	168	72	43 %
Sexual Abuse	<=10	<=10	40 - 50 %
Emotional Abuse	<=10	-	0 - 10 %
Human_Trafficking	-	-	-
Moral Neglect	<=10	-	0 - 10 %
Total Allegations	230	89	39 %

Children Substantiated as Abuse/Neglect/Uncared for: 47



State of Connecticut
 Department of Children and Families
 Town Pages
 State Fiscal Year: 2020

Number of Accepted Reports and allegations to DCF
 Town: BRIDGEPORT

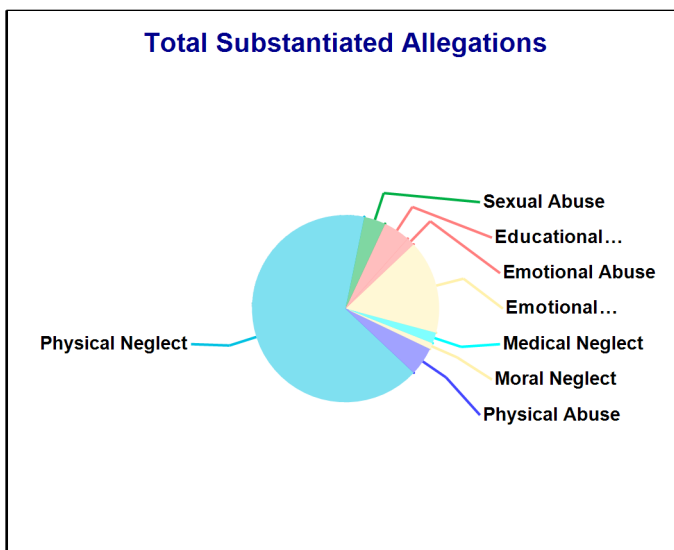
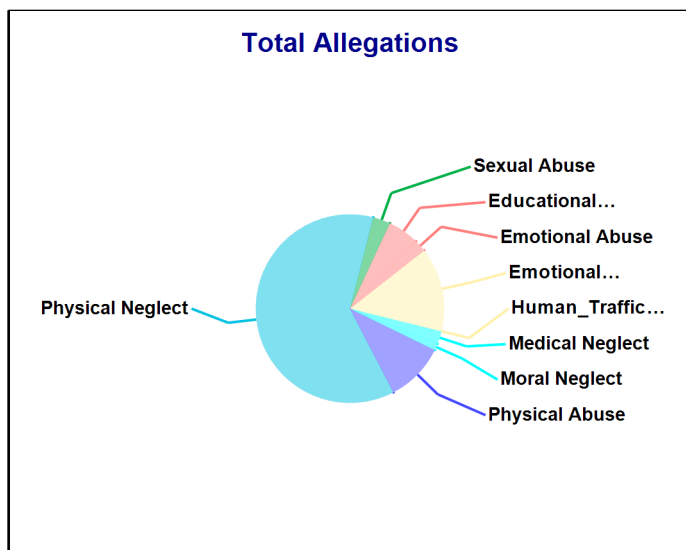
Accepted Reports: 1,510

Substantiated Reports: 412

Substantiation Rate: 27 %

Allegations	Total	Substantiated	Substantiation Rate
Physical Abuse	349	50	14 %
Educational Neglect	185	47	25 %
Emotional Neglect	496	165	33 %
High Risk Newborn	-	-	-
Medical Neglect	76	19	25 %
At Risk	-	-	-
Physical Neglect	2,120	674	32 %
Sexual Abuse	103	38	37 %
Emotional Abuse	72	14	19 %
Human_Trafficking	<=10	-	0 - 10 %
Moral Neglect	40	11	28 %
Total Allegations	3,443	1,018	30 %

Children Substantiated as Abuse/Neglect/Uncared for: 571



State of Connecticut
 Department of Children and Families
 Town Pages
 State Fiscal Year: 2020

Number of Accepted Reports and allegations to DCF
 Town: BRISTOL


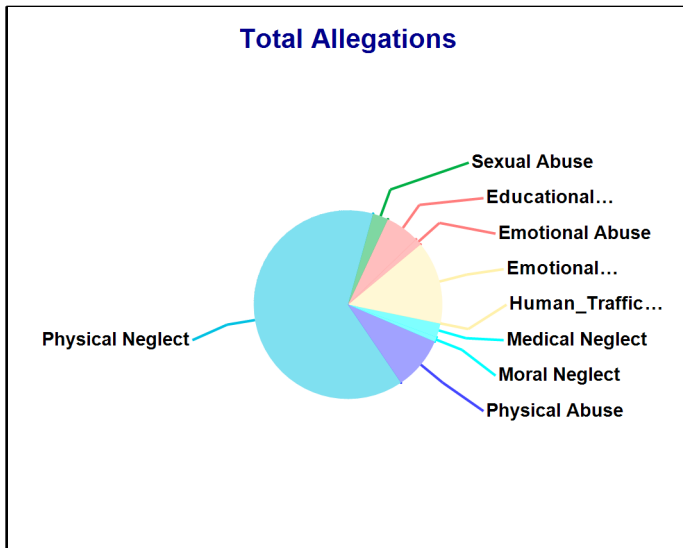
Accepted Reports: 605

Substantiated Reports: 90

Substantiation Rate: 15 %

Allegations	Total	Substantiated	Substantiation Rate
Physical Abuse	119	<=10	0 - 10 %
Educational Neglect	77	<=10	0 - 10 %
Emotional Neglect	186	49	26 %
High Risk Newborn	-	-	-
Medical Neglect	31	<=10	0 - 10 %
At Risk	-	-	-
Physical Neglect	836	139	17 %
Sexual Abuse	35	<=10	20 - 30 %
Emotional Abuse	15	<=10	0 - 10 %
Human_Trafficking	<=10	-	0 - 10 %
Moral Neglect	11	<=10	10 - 20 %
Total Allegations	1,311	211	16 %

Children Substantiated as Abuse/Neglect/Uncared for: 119



State of Connecticut
 Department of Children and Families
 Town Pages
 State Fiscal Year: 2020

Number of Accepted Reports and allegations to DCF
 Town: BROOKFIELD

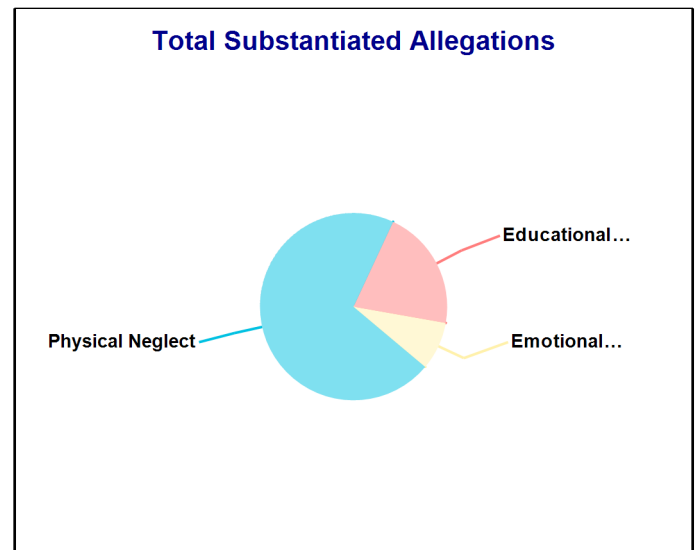
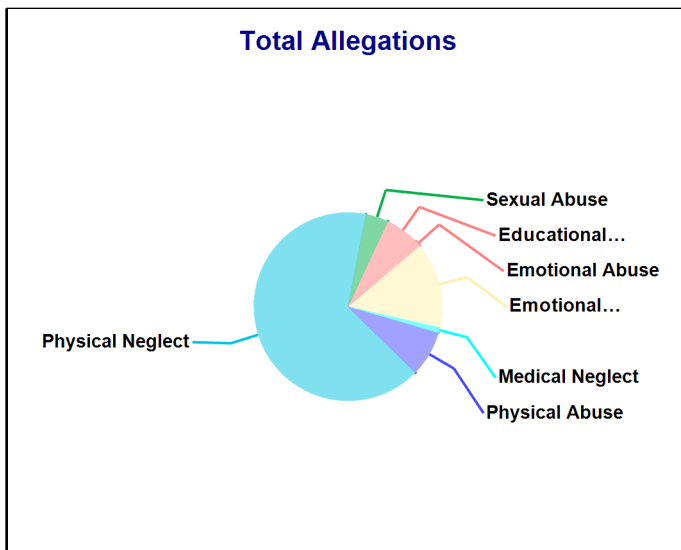
Accepted Reports: 48

Substantiated Reports: 8

Substantiation Rate: 17 %

Allegations	Total	Substantiated	Substantiation Rate
Physical Abuse	<=10	-	0 - 10 %
Educational Neglect	<=10	<=10	80 - 90 %
Emotional Neglect	15	<=10	10 - 20 %
High Risk Newborn	-	-	-
Medical Neglect	<=10	-	0 - 10 %
At Risk	-	-	-
Physical Neglect	67	17	25 %
Sexual Abuse	<=10	-	0 - 10 %
Emotional Abuse	<=10	-	0 - 10 %
Human_Trafficking	-	-	-
Moral Neglect	-	-	-
Total Allegations	102	24	24 %

Children Substantiated as Abuse/Neglect/Uncared for: 12



State of Connecticut
 Department of Children and Families
 Town Pages
 State Fiscal Year: 2020

Number of Accepted Reports and allegations to DCF
 Town: BROOKLYN

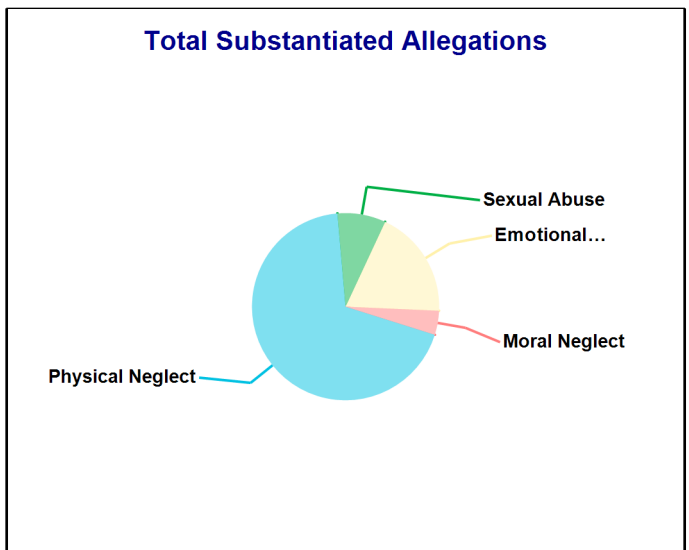
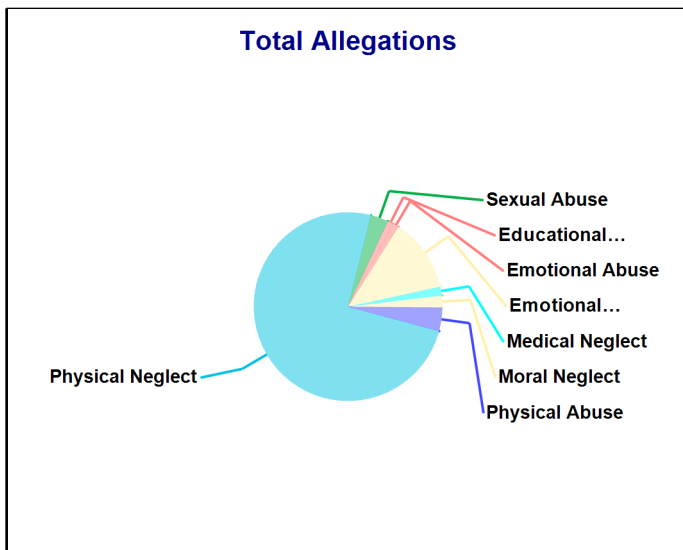
Accepted Reports: 58

Substantiated Reports: 9

Substantiation Rate: 16 %

Allegations	Total	Substantiated	Substantiation Rate
Physical Abuse	<=10	-	0 - 10 %
Educational Neglect	<=10	-	0 - 10 %
Emotional Neglect	25	<=10	30 - 40 %
High Risk Newborn	-	-	-
Medical Neglect	<=10	-	0 - 10 %
At Risk	-	-	-
Physical Neglect	148	33	22 %
Sexual Abuse	<=10	<=10	60 - 70 %
Emotional Abuse	<=10	-	0 - 10 %
Human_Trafficking	-	-	-
Moral Neglect	<=10	<=10	40 - 50 %
Total Allegations	198	48	24 %

Children Substantiated as Abuse/Neglect/Uncared for: 12



State of Connecticut
 Department of Children and Families
 Town Pages
 State Fiscal Year: 2020

Number of Accepted Reports and allegations to DCF
 Town: CANTERBURY


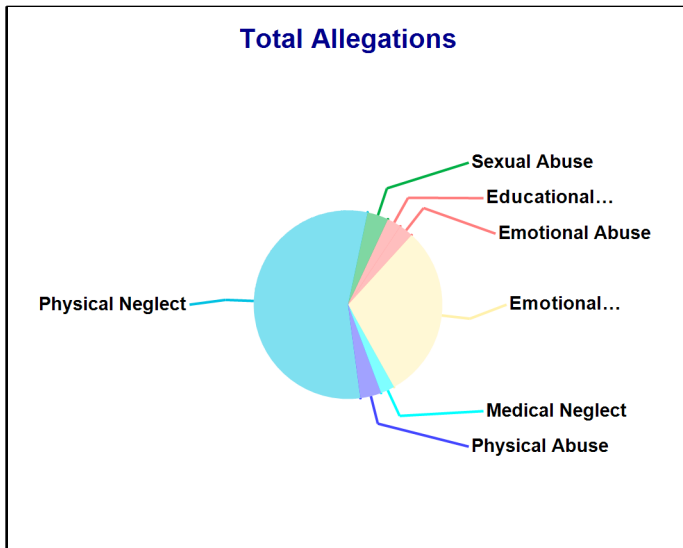
Accepted Reports: 29

Substantiated Reports: 6

Substantiation Rate: 21 %

Allegations	Total	Substantiated	Substantiation Rate
Physical Abuse	<=10	<=10	30 - 40 %
Educational Neglect	<=10	-	0 - 10 %
Emotional Neglect	25	13	52 %
High Risk Newborn	-	-	-
Medical Neglect	<=10	-	0 - 10 %
At Risk	-	-	-
Physical Neglect	46	<=10	10 - 20 %
Sexual Abuse	<=10	<=10	90 - 100 %
Emotional Abuse	<=10	-	0 - 10 %
Human_Trafficking	-	-	-
Moral Neglect	-	-	-
Total Allegations	83	26	31 %

Children Substantiated as Abuse/Neglect/Uncared for: 11



State of Connecticut
 Department of Children and Families
 Town Pages
 State Fiscal Year: 2020

Number of Accepted Reports and allegations to DCF
 Town: CANTON

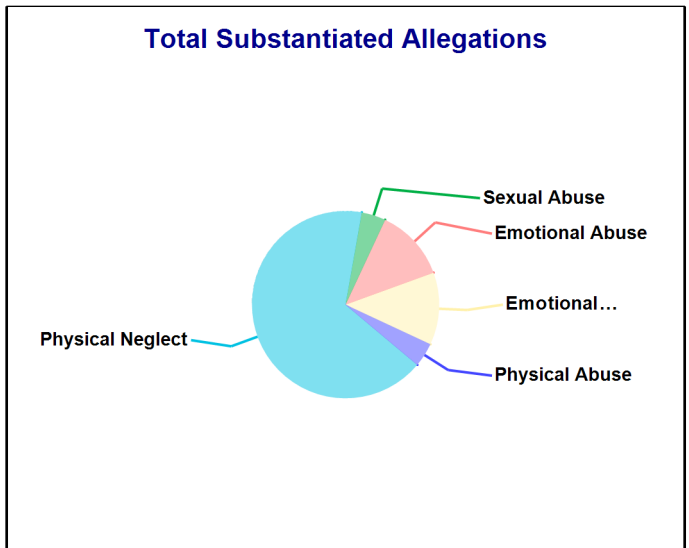
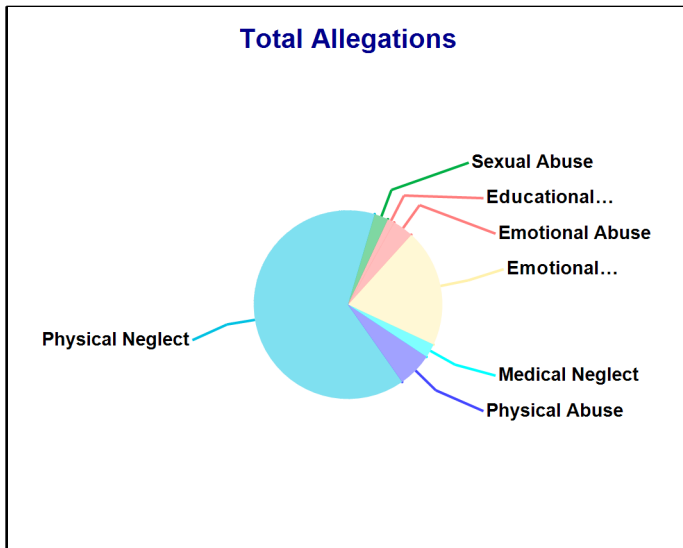
Accepted Reports: 35

Substantiated Reports: 12

Substantiation Rate: 34 %

Allegations	Total	Substantiated	Substantiation Rate
Physical Abuse	<=10	<=10	10 - 20 %
Educational Neglect	<=10	-	0 - 10 %
Emotional Neglect	17	<=10	10 - 20 %
High Risk Newborn	-	-	-
Medical Neglect	<=10	-	0 - 10 %
At Risk	-	-	-
Physical Neglect	54	16	30 %
Sexual Abuse	<=10	<=10	40 - 50 %
Emotional Abuse	<=10	<=10	90 - 100 %
Human_Trafficking	-	-	-
Moral Neglect	-	-	-
Total Allegations	84	24	29 %

Children Substantiated as Abuse/Neglect/Uncared for: 15



State of Connecticut
 Department of Children and Families
 Town Pages
 State Fiscal Year: 2020

Number of Accepted Reports and allegations to DCF
 Town: COLCHESTER

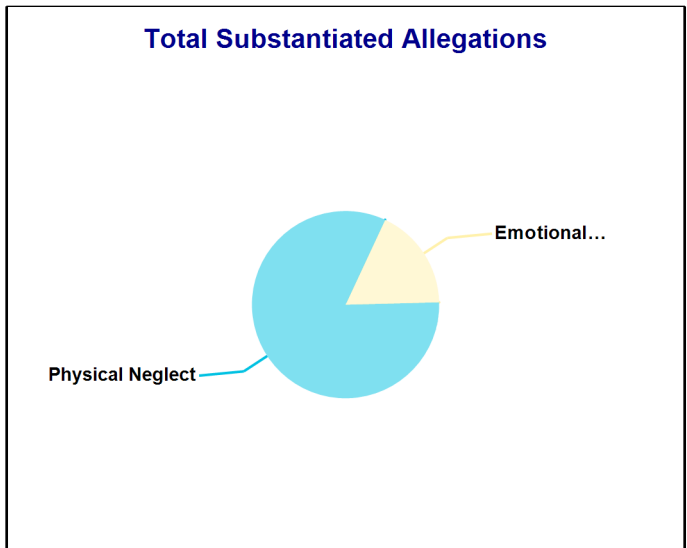
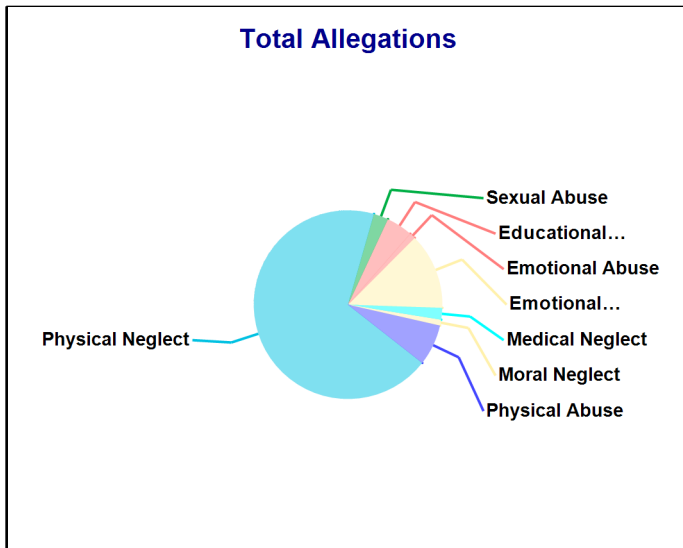
Accepted Reports: 93

Substantiated Reports: 6

Substantiation Rate: 6 %

Allegations	Total	Substantiated	Substantiation Rate
Physical Abuse	14	-	-
Educational Neglect	<=10	-	0 - 10 %
Emotional Neglect	26	<=10	20 - 30 %
High Risk Newborn	-	-	-
Medical Neglect	<=10	-	0 - 10 %
At Risk	-	-	-
Physical Neglect	137	28	20 %
Sexual Abuse	<=10	-	0 - 10 %
Emotional Abuse	<=10	-	0 - 10 %
Human_Trafficking	-	-	-
Moral Neglect	<=10	-	0 - 10 %
Total Allegations	199	34	17 %

Children Substantiated as Abuse/Neglect/Uncared for: 11



State of Connecticut
 Department of Children and Families
 Town Pages
 State Fiscal Year: 2020

Number of Accepted Reports and allegations to DCF
 Town: COVENTRY

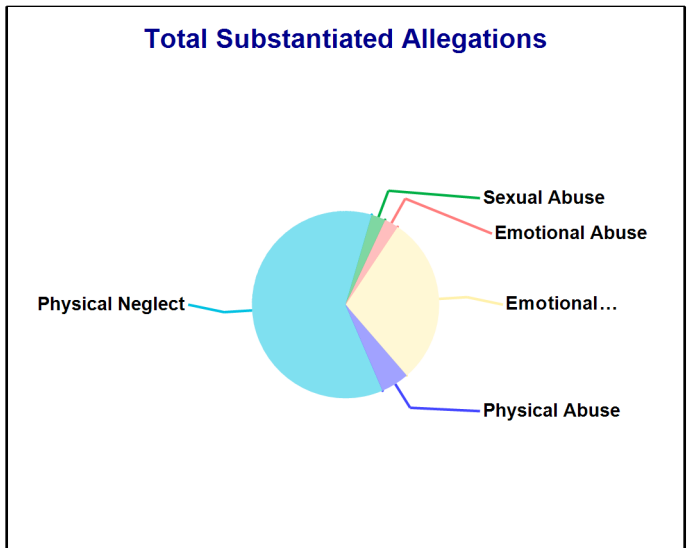
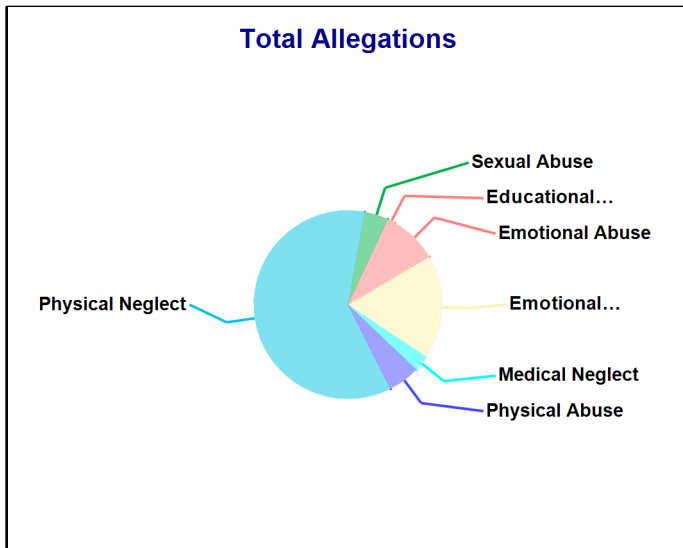
Accepted Reports: 57

Substantiated Reports: 11

Substantiation Rate: 19 %

Allegations	Total	Substantiated	Substantiation Rate
Physical Abuse	<=10	<=10	20 - 30 %
Educational Neglect	<=10	-	0 - 10 %
Emotional Neglect	26	12	46 %
High Risk Newborn	-	-	-
Medical Neglect	<=10	-	0 - 10 %
At Risk	-	-	-
Physical Neglect	88	25	28 %
Sexual Abuse	<=10	<=10	10 - 20 %
Emotional Abuse	12	<=10	0 - 10 %
Human_Trafficking	-	-	-
Moral Neglect	-	-	-
Total Allegations	146	41	28 %

Children Substantiated as Abuse/Neglect/Uncared for: 13



State of Connecticut
 Department of Children and Families
 Town Pages
 State Fiscal Year: 2020

Number of Accepted Reports and allegations to DCF
 Town: CROMWELL

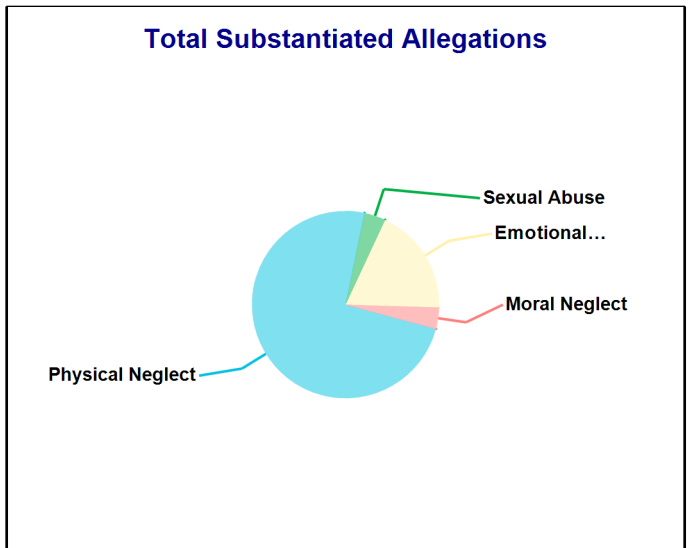
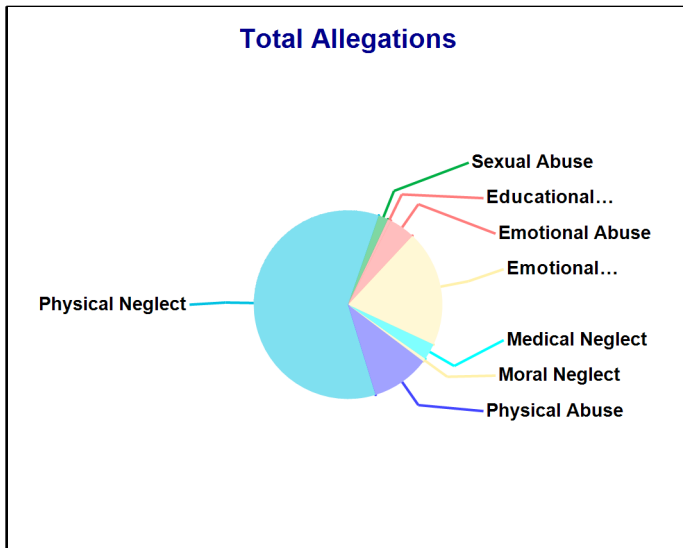
Accepted Reports: 77

Substantiated Reports: 16

Substantiation Rate: 21 %

Allegations	Total	Substantiated	Substantiation Rate
Physical Abuse	18	-	-
Educational Neglect	<=10	-	0 - 10 %
Emotional Neglect	36	<=10	10 - 20 %
High Risk Newborn	-	-	-
Medical Neglect	<=10	-	0 - 10 %
At Risk	-	-	-
Physical Neglect	108	20	19 %
Sexual Abuse	<=10	<=10	30 - 40 %
Emotional Abuse	<=10	-	0 - 10 %
Human_Trafficking	-	-	-
Moral Neglect	<=10	<=10	90 - 100 %
Total Allegations	180	27	15 %

Children Substantiated as Abuse/Neglect/Uncared for: 20



State of Connecticut
 Department of Children and Families
 Town Pages
 State Fiscal Year: 2020

Number of Accepted Reports and allegations to DCF
 Town: DANBURY

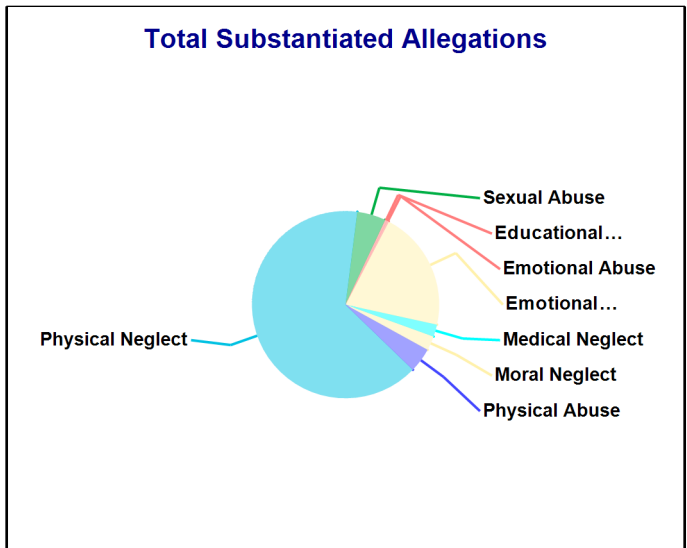
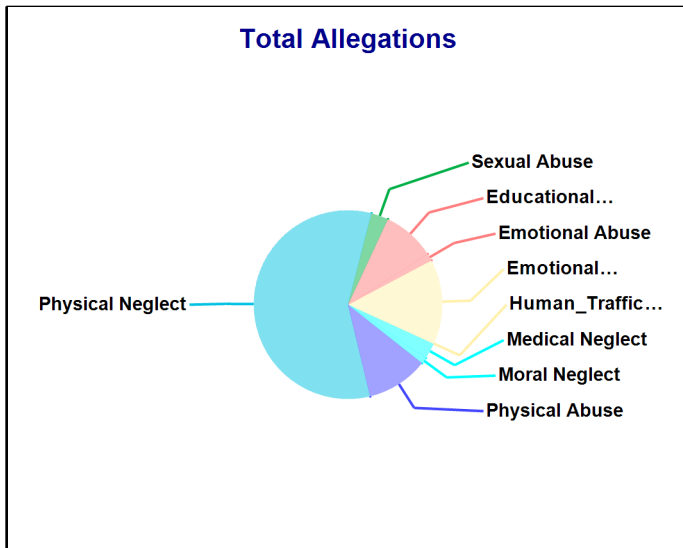
Accepted Reports: 504

Substantiated Reports: 106

Substantiation Rate: 21 %

Allegations	Total	Substantiated	Substantiation Rate
Physical Abuse	111	12	11 %
Educational Neglect	95	<=10	0 - 10 %
Emotional Neglect	152	59	39 %
High Risk Newborn	-	-	-
Medical Neglect	29	<=10	20 - 30 %
At Risk	-	-	-
Physical Neglect	606	184	30 %
Sexual Abuse	31	14	45 %
Emotional Abuse	13	<=10	0 - 10 %
Human_Trafficking	<=10	-	0 - 10 %
Moral Neglect	11	<=10	60 - 70 %
Total Allegations	1,049	284	27 %

Children Substantiated as Abuse/Neglect/Uncared for: 161



State of Connecticut
 Department of Children and Families
 Town Pages
 State Fiscal Year: 2020

Number of Accepted Reports and allegations to DCF
 Town: DERBY

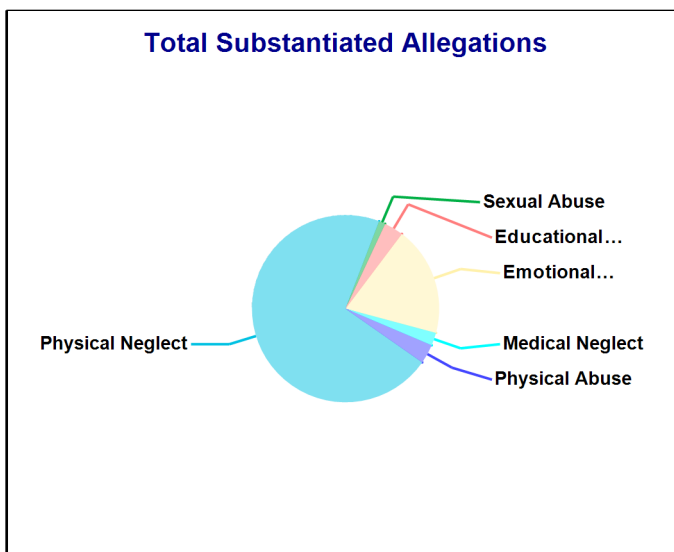
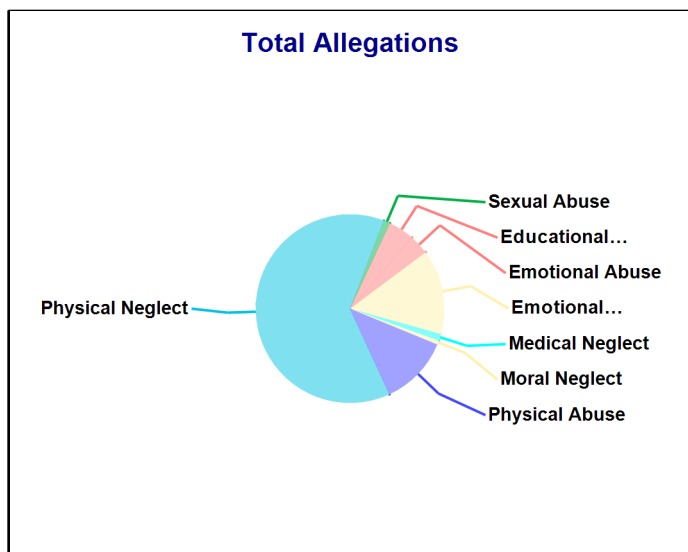
Accepted Reports: 119

Substantiated Reports: 35

Substantiation Rate: 29 %

Allegations	Total	Substantiated	Substantiation Rate
Physical Abuse	32	<=10	0 - 10 %
Educational Neglect	12	<=10	20 - 30 %
Emotional Neglect	39	17	44 %
High Risk Newborn	-	-	-
Medical Neglect	<=10	<=10	60 - 70 %
At Risk	-	-	-
Physical Neglect	168	64	38 %
Sexual Abuse	<=10	<=10	30 - 40 %
Emotional Abuse	<=10	-	0 - 10 %
Human_Trafficking	-	-	-
Moral Neglect	<=10	-	0 - 10 %
Total Allegations	268	90	34 %

Children Substantiated as Abuse/Neglect/Uncared for: 47



State of Connecticut
 Department of Children and Families
 Town Pages
 State Fiscal Year: 2020

Number of Accepted Reports and allegations to DCF
 Town: EAST HAMPTON

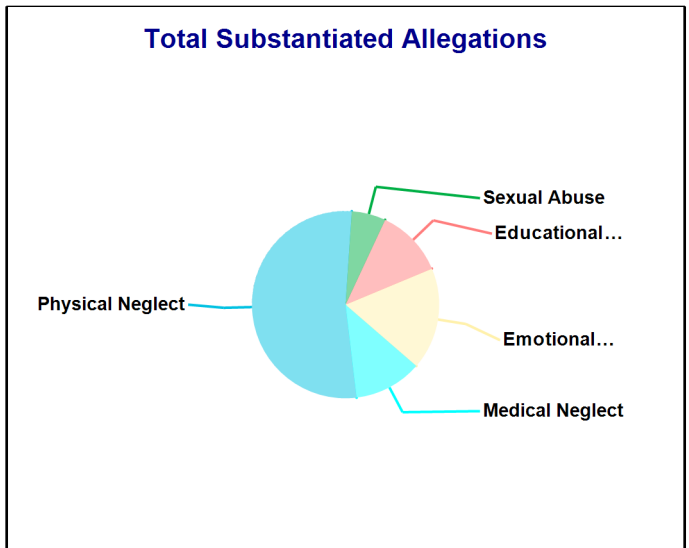
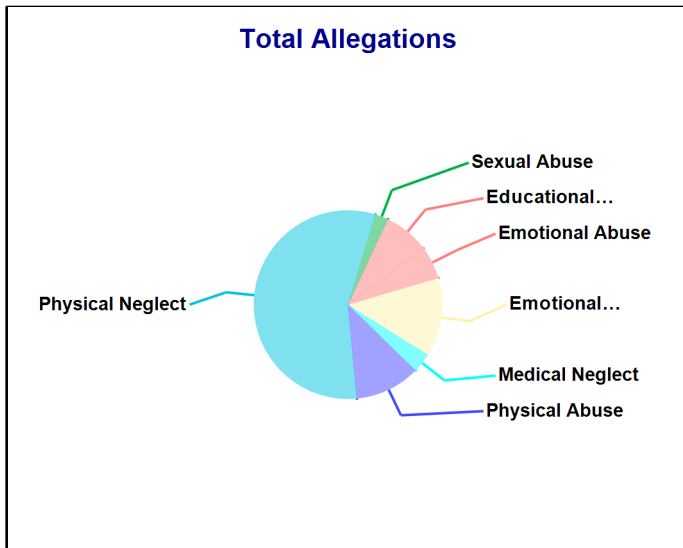
Accepted Reports: 42

Substantiated Reports: 7

Substantiation Rate: 17 %

Allegations	Total	Substantiated	Substantiation Rate
Physical Abuse	<=10	-	0 - 10 %
Educational Neglect	<=10	<=10	20 - 30 %
Emotional Neglect	12	<=10	20 - 30 %
High Risk Newborn	-	-	-
Medical Neglect	<=10	<=10	60 - 70 %
At Risk	-	-	-
Physical Neglect	50	<=10	10 - 20 %
Sexual Abuse	<=10	<=10	40 - 50 %
Emotional Abuse	<=10	-	0 - 10 %
Human_Trafficking	-	-	-
Moral Neglect	-	-	-
Total Allegations	89	17	19 %

Children Substantiated as Abuse/Neglect/Uncared for: 11



State of Connecticut
 Department of Children and Families
 Town Pages
 State Fiscal Year: 2020

Number of Accepted Reports and allegations to DCF
 Town: EAST HARTFORD


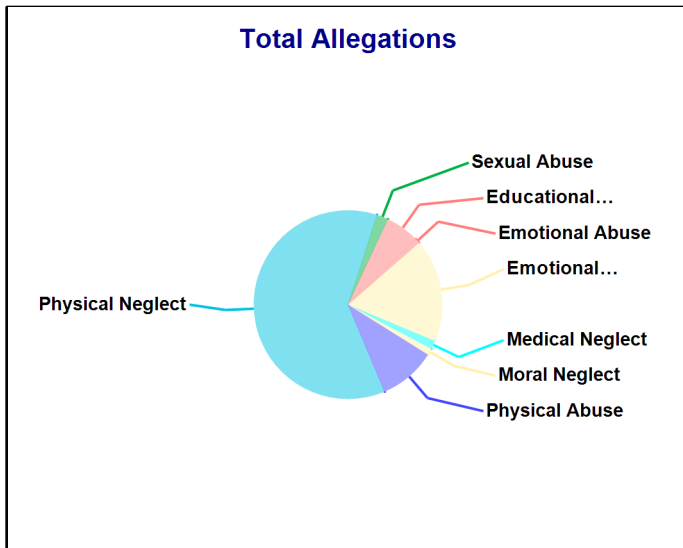
Accepted Reports: 515

Substantiated Reports: 107

Substantiation Rate: 21 %

Allegations	Total	Substantiated	Substantiation Rate
Physical Abuse	128	12	9 %
Educational Neglect	76	14	18 %
Emotional Neglect	232	91	39 %
High Risk Newborn	-	-	-
Medical Neglect	19	<=10	0 - 10 %
At Risk	-	-	-
Physical Neglect	803	236	29 %
Sexual Abuse	26	<=10	30 - 40 %
Emotional Abuse	11	<=10	20 - 30 %
Human_Trafficking	-	-	-
Moral Neglect	15	<=10	0 - 10 %
Total Allegations	1,310	368	28 %

Children Substantiated as Abuse/Neglect/Uncared for: 157



State of Connecticut
 Department of Children and Families
 Town Pages
 State Fiscal Year: 2020

Number of Accepted Reports and allegations to DCF
 Town: EAST HAVEN

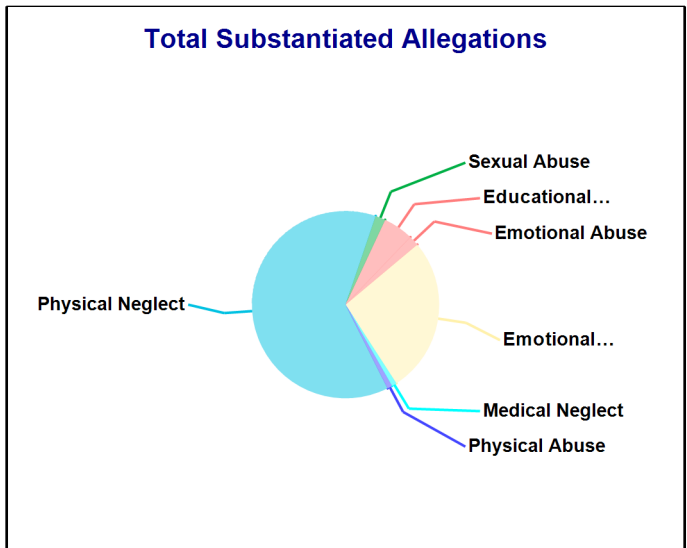
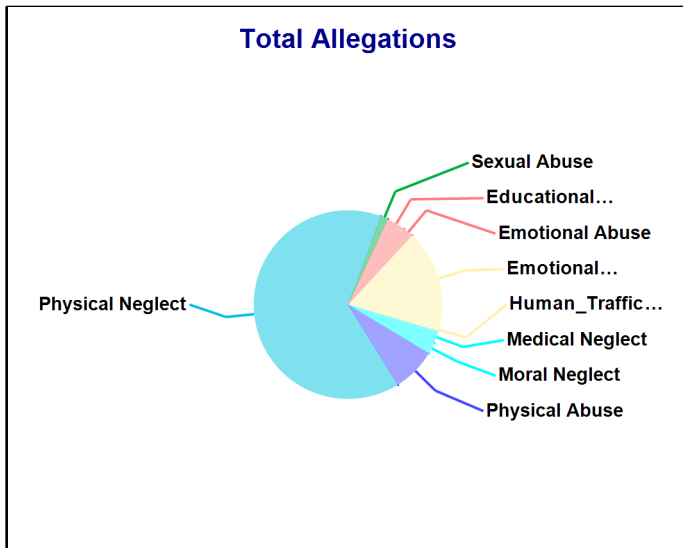
Accepted Reports: 200

Substantiated Reports: 48

Substantiation Rate: 24 %

Allegations	Total	Substantiated	Substantiation Rate
Physical Abuse	35	<=10	0 - 10 %
Educational Neglect	15	<=10	30 - 40 %
Emotional Neglect	80	31	39 %
High Risk Newborn	-	-	-
Medical Neglect	<=10	<=10	0 - 10 %
At Risk	-	-	-
Physical Neglect	300	72	24 %
Sexual Abuse	<=10	<=10	30 - 40 %
Emotional Abuse	<=10	<=10	20 - 30 %
Human_Trafficking	<=10	-	0 - 10 %
Moral Neglect	<=10	-	0 - 10 %
Total Allegations	465	115	25 %

Children Substantiated as Abuse/Neglect/Uncared for: 65



State of Connecticut
 Department of Children and Families
 Town Pages
 State Fiscal Year: 2020

Number of Accepted Reports and allegations to DCF
 Town: EAST LYME

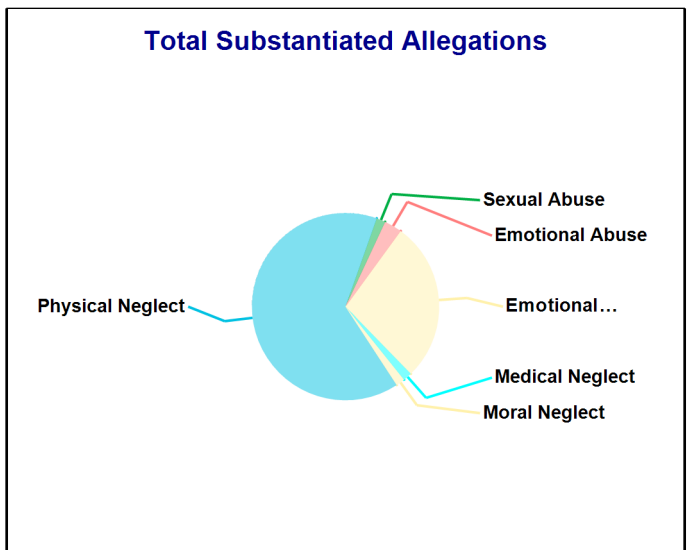
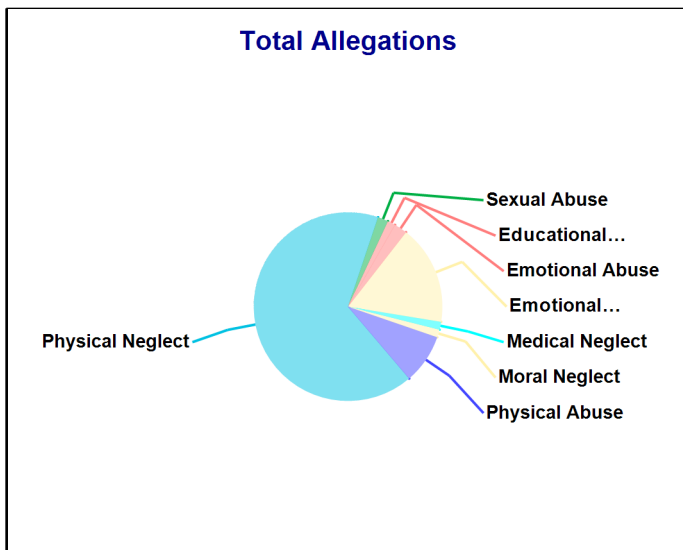
Accepted Reports: 102

Substantiated Reports: 22

Substantiation Rate: 22 %

Allegations	Total	Substantiated	Substantiation Rate
Physical Abuse	19	-	-
Educational Neglect	<=10	-	0 - 10 %
Emotional Neglect	38	18	47 %
High Risk Newborn	-	-	-
Medical Neglect	<=10	<=10	30 - 40 %
At Risk	-	-	-
Physical Neglect	148	42	28 %
Sexual Abuse	<=10	<=10	20 - 30 %
Emotional Abuse	<=10	<=10	30 - 40 %
Human_Trafficking	-	-	-
Moral Neglect	<=10	<=10	30 - 40 %
Total Allegations	223	65	29 %

Children Substantiated as Abuse/Neglect/Uncared for: 27



State of Connecticut
 Department of Children and Families
 Town Pages
 State Fiscal Year: 2020

Number of Accepted Reports and allegations to DCF
 Town: EAST WINDSOR

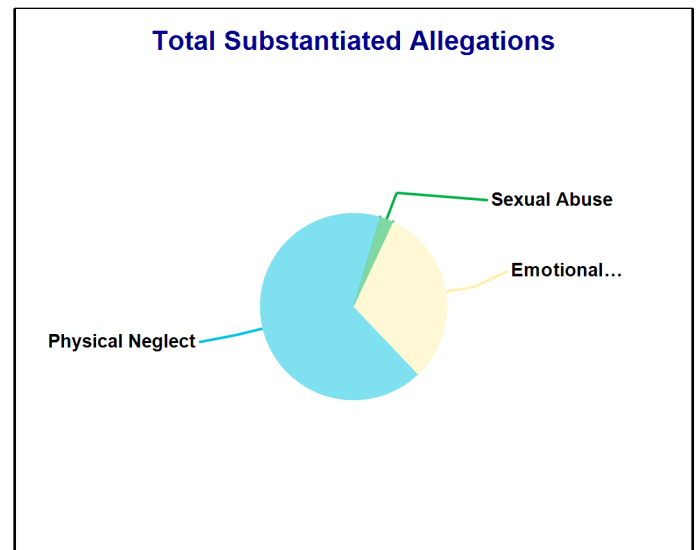
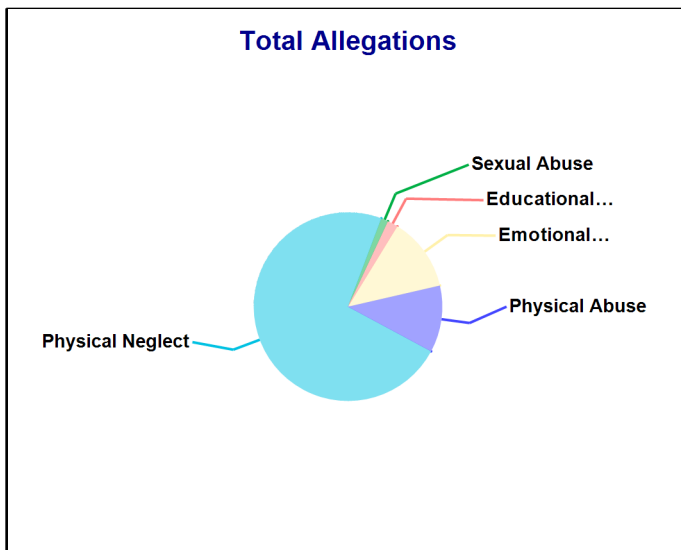
Accepted Reports: 72

Substantiated Reports: 9

Substantiation Rate: 13 %

Allegations	Total	Substantiated	Substantiation Rate
Physical Abuse	19	-	-
Educational Neglect	<=10	-	0 - 10 %
Emotional Neglect	21	13	62 %
High Risk Newborn	-	-	-
Medical Neglect	-	-	-
At Risk	-	-	-
Physical Neglect	121	28	23 %
Sexual Abuse	<=10	<=10	40 - 50 %
Emotional Abuse	-	-	-
Human_Trafficking	-	-	-
Moral Neglect	-	-	-
Total Allegations	166	42	25 %

Children Substantiated as Abuse/Neglect/Uncared for: 15



State of Connecticut
 Department of Children and Families
 Town Pages
 State Fiscal Year: 2020

Number of Accepted Reports and allegations to DCF
 Town: ELLINGTON

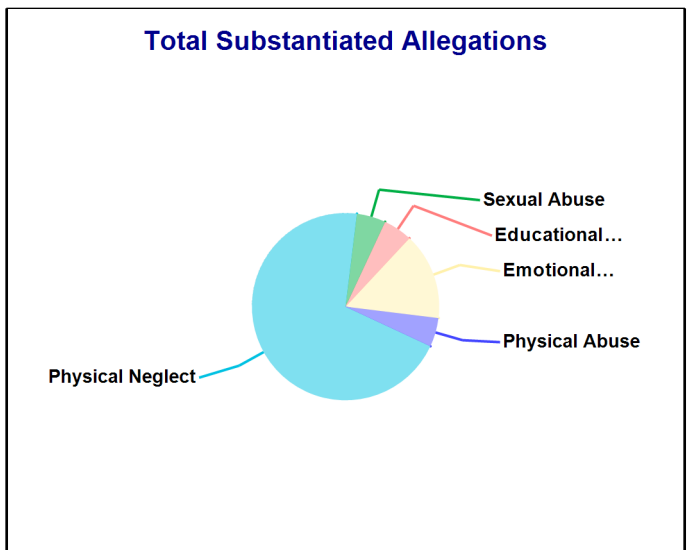
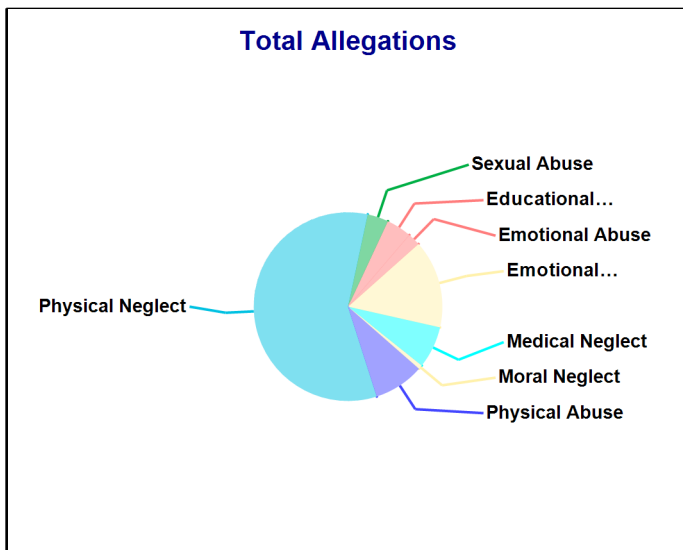
Accepted Reports: 66

Substantiated Reports: 9

Substantiation Rate: 14 %

Allegations	Total	Substantiated	Substantiation Rate
Physical Abuse	12	<=10	0 - 10 %
Educational Neglect	<=10	<=10	10 - 20 %
Emotional Neglect	21	<=10	10 - 20 %
High Risk Newborn	-	-	-
Medical Neglect	<=10	-	0 - 10 %
At Risk	-	-	-
Physical Neglect	81	14	17 %
Sexual Abuse	<=10	<=10	10 - 20 %
Emotional Abuse	<=10	-	0 - 10 %
Human_Trafficking	-	-	-
Moral Neglect	<=10	-	0 - 10 %
Total Allegations	139	20	14 %

Children Substantiated as Abuse/Neglect/Uncared for: 11



State of Connecticut
 Department of Children and Families
 Town Pages
 State Fiscal Year: 2020

Number of Accepted Reports and allegations to DCF
 Town: ENFIELD

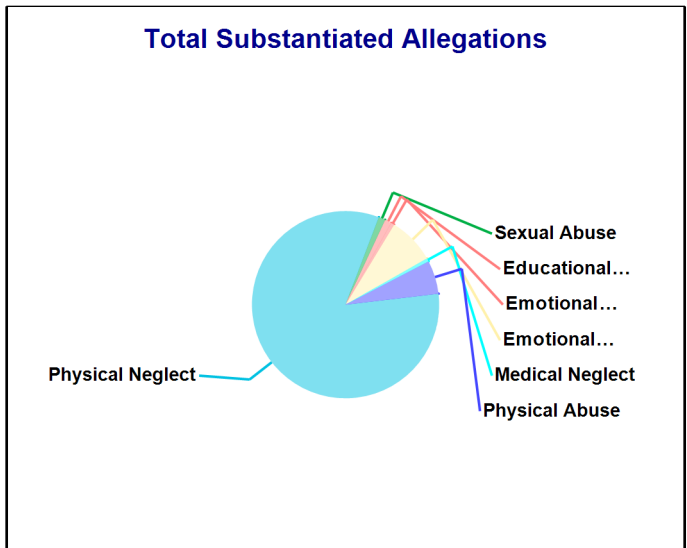
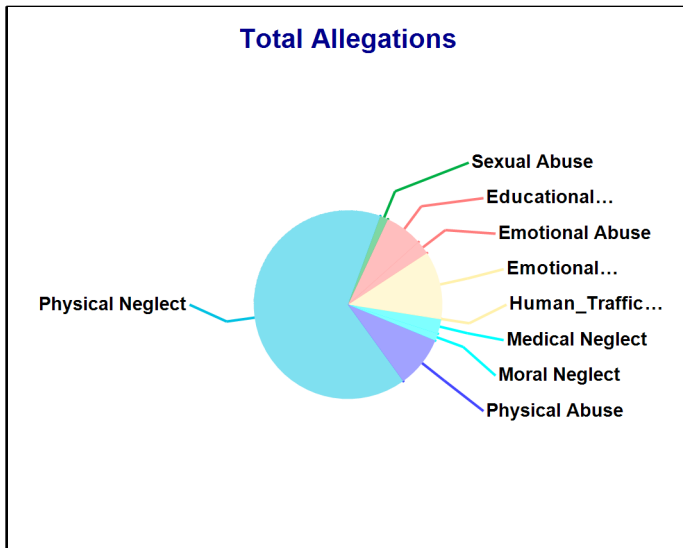
Accepted Reports: 309

Substantiated Reports: 47

Substantiation Rate: 15 %

Allegations	Total	Substantiated	Substantiation Rate
Physical Abuse	64	<=10	10 - 20 %
Educational Neglect	47	<=10	0 - 10 %
Emotional Neglect	84	14	17 %
High Risk Newborn	-	-	-
Medical Neglect	18	<=10	0 - 10 %
At Risk	-	-	-
Physical Neglect	475	143	30 %
Sexual Abuse	<=10	<=10	10 - 20 %
Emotional Abuse	17	<=10	0 - 10 %
Human_Trafficking	<=10	-	0 - 10 %
Moral Neglect	<=10	-	0 - 10 %
Total Allegations	725	173	24 %

Children Substantiated as Abuse/Neglect/Uncared for: 74



State of Connecticut
 Department of Children and Families
 Town Pages
 State Fiscal Year: 2020

Number of Accepted Reports and allegations to DCF
 Town: FAIRFIELD


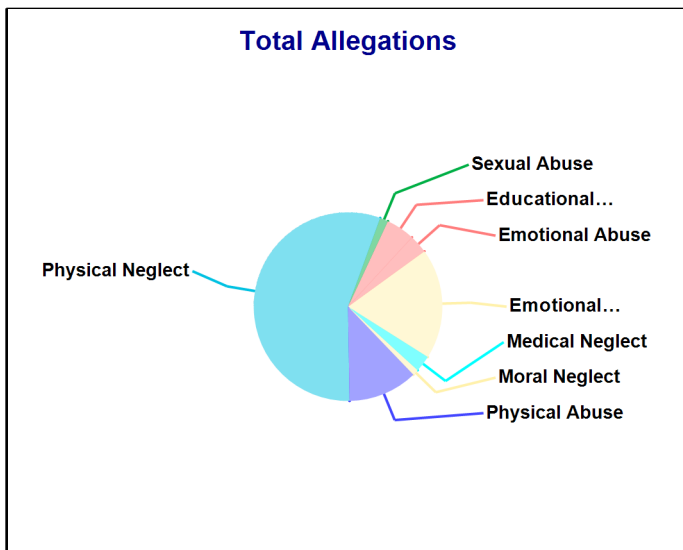
Accepted Reports: 145

Substantiated Reports: 26

Substantiation Rate: 18 %

Allegations	Total	Substantiated	Substantiation Rate
Physical Abuse	34	<=10	0 - 10 %
Educational Neglect	14	<=10	0 - 10 %
Emotional Neglect	54	21	39 %
High Risk Newborn	-	-	-
Medical Neglect	<=10	-	0 - 10 %
At Risk	-	-	-
Physical Neglect	159	28	18 %
Sexual Abuse	<=10	-	0 - 10 %
Emotional Abuse	<=10	<=10	10 - 20 %
Human_Trafficking	-	-	-
Moral Neglect	<=10	<=10	30 - 40 %
Total Allegations	285	54	19 %

Children Substantiated as Abuse/Neglect/Uncared for: 34



State of Connecticut
 Department of Children and Families
 Town Pages
 State Fiscal Year: 2020

Number of Accepted Reports and allegations to DCF
 Town: FARMINGTON

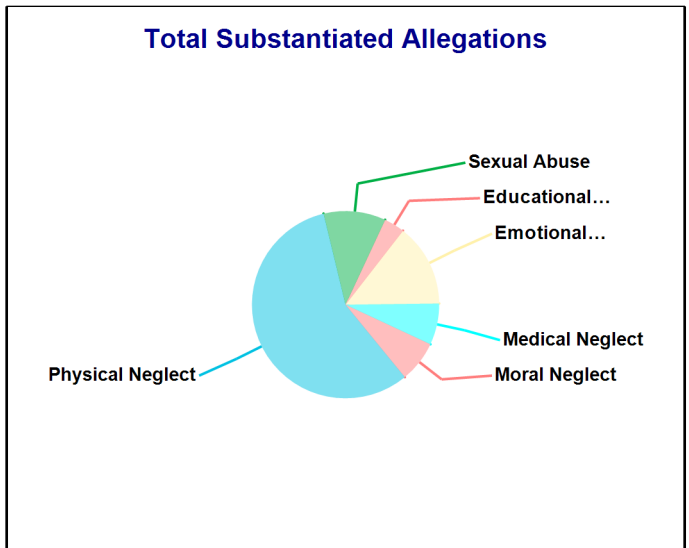
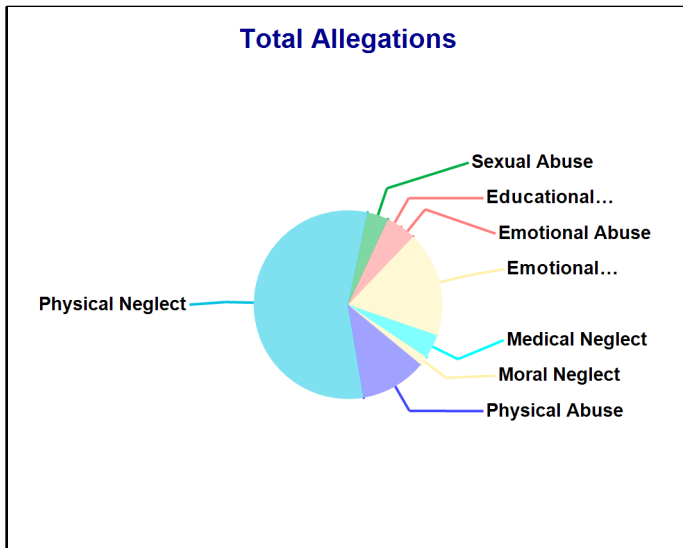
Accepted Reports: 87

Substantiated Reports: 13

Substantiation Rate: 15 %

Allegations	Total	Substantiated	Substantiation Rate
Physical Abuse	22	-	-
Educational Neglect	<=10	<=10	10 - 20 %
Emotional Neglect	35	<=10	10 - 20 %
High Risk Newborn	-	-	-
Medical Neglect	<=10	<=10	20 - 30 %
At Risk	-	-	-
Physical Neglect	108	16	15 %
Sexual Abuse	<=10	<=10	40 - 50 %
Emotional Abuse	<=10	-	0 - 10 %
Human_Trafficking	-	-	-
Moral Neglect	<=10	<=10	60 - 70 %
Total Allegations	193	28	15 %

Children Substantiated as Abuse/Neglect/Uncared for: 15



State of Connecticut
 Department of Children and Families
 Town Pages
 State Fiscal Year: 2020

Number of Accepted Reports and allegations to DCF
 Town: GLASTONBURY

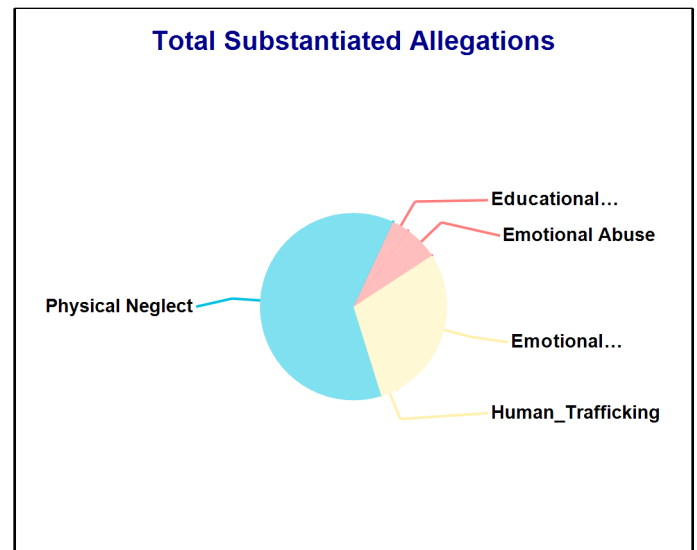
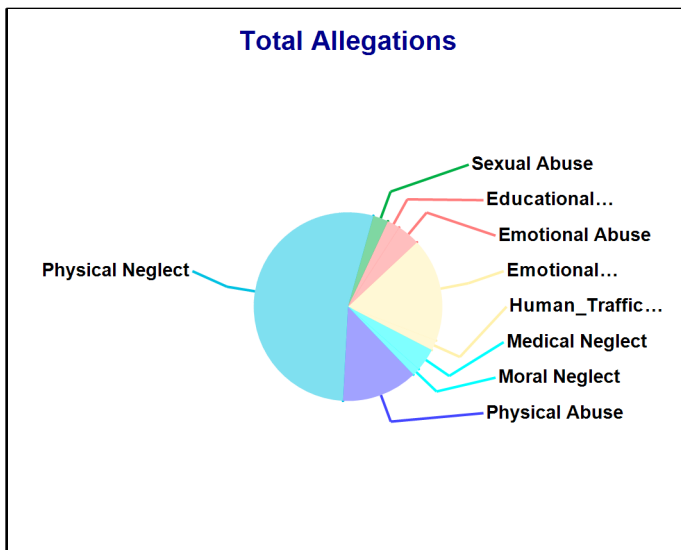
Accepted Reports: 112

Substantiated Reports: 19

Substantiation Rate: 17 %

Allegations	Total	Substantiated	Substantiation Rate
Physical Abuse	30	-	-
Educational Neglect	<=10	<=10	10 - 20 %
Emotional Neglect	41	<=10	20 - 30 %
High Risk Newborn	-	-	-
Medical Neglect	<=10	-	0 - 10 %
At Risk	-	-	-
Physical Neglect	123	21	17 %
Sexual Abuse	<=10	-	0 - 10 %
Emotional Abuse	<=10	<=10	20 - 30 %
Human_Trafficking	<=10	<=10	20 - 30 %
Moral Neglect	<=10	-	0 - 10 %
Total Allegations	230	34	15 %

Children Substantiated as Abuse/Neglect/Uncared for: 24



State of Connecticut
 Department of Children and Families
 Town Pages
 State Fiscal Year: 2020

Number of Accepted Reports and allegations to DCF
 Town: GRANBY

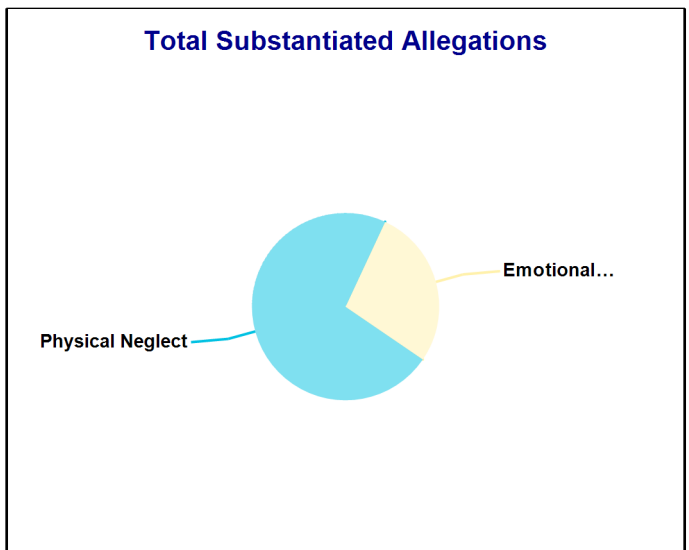
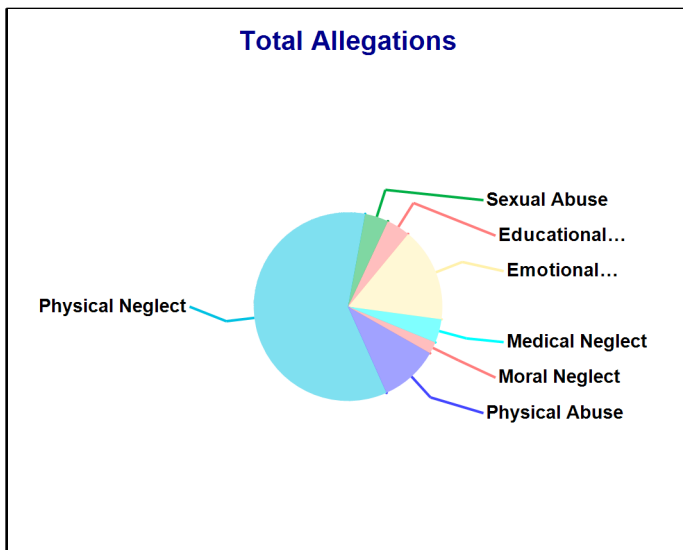
Accepted Reports: 35

Substantiated Reports: 8

Substantiation Rate: 23 %

Allegations	Total	Substantiated	Substantiation Rate
Physical Abuse	<=10	-	0 - 10 %
Educational Neglect	<=10	-	0 - 10 %
Emotional Neglect	16	<=10	40 - 50 %
High Risk Newborn	-	-	-
Medical Neglect	<=10	-	0 - 10 %
At Risk	-	-	-
Physical Neglect	59	21	36 %
Sexual Abuse	<=10	-	0 - 10 %
Emotional Abuse	-	-	-
Human_Trafficking	-	-	-
Moral Neglect	<=10	-	0 - 10 %
Total Allegations	99	29	29 %

Children Substantiated as Abuse/Neglect/Uncared for: 13



State of Connecticut
 Department of Children and Families
 Town Pages
 State Fiscal Year: 2020

Number of Accepted Reports and allegations to DCF
 Town: GREENWICH

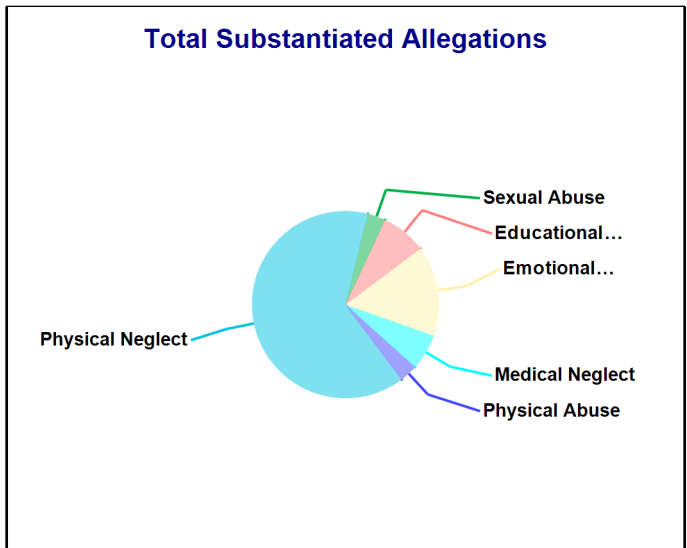
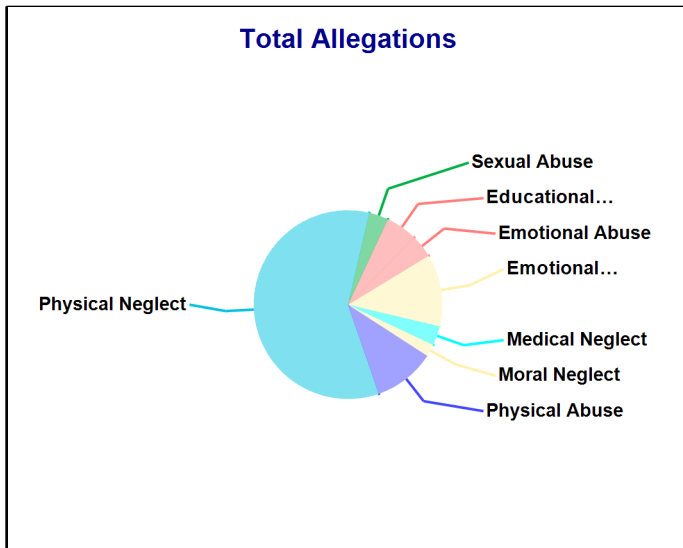
Accepted Reports: 152

Substantiated Reports: 25

Substantiation Rate: 16 %

Allegations	Total	Substantiated	Substantiation Rate
Physical Abuse	35	<=10	0 - 10 %
Educational Neglect	18	<=10	20 - 30 %
Emotional Neglect	41	<=10	20 - 30 %
High Risk Newborn	-	-	-
Medical Neglect	11	<=10	30 - 40 %
At Risk	-	-	-
Physical Neglect	195	41	21 %
Sexual Abuse	11	<=10	10 - 20 %
Emotional Abuse	13	-	-
Human_Trafficking	-	-	-
Moral Neglect	<=10	-	0 - 10 %
Total Allegations	331	64	19 %

Children Substantiated as Abuse/Neglect/Uncared for: 40



State of Connecticut
 Department of Children and Families
 Town Pages
 State Fiscal Year: 2020

Number of Accepted Reports and allegations to DCF
 Town: GRISWOLD

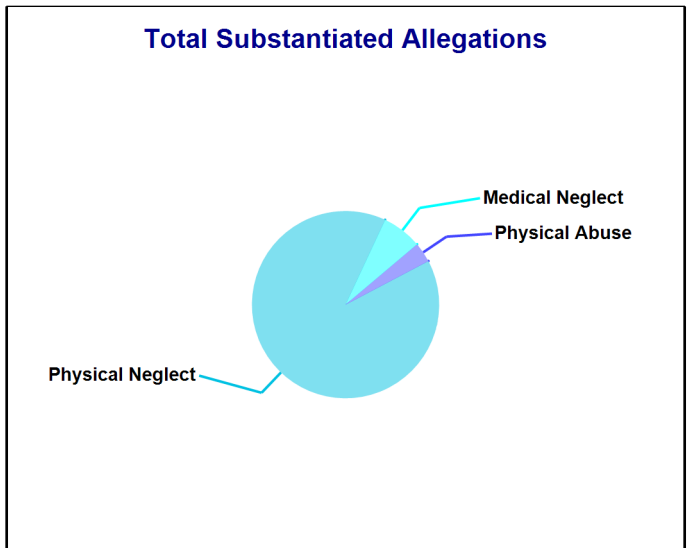
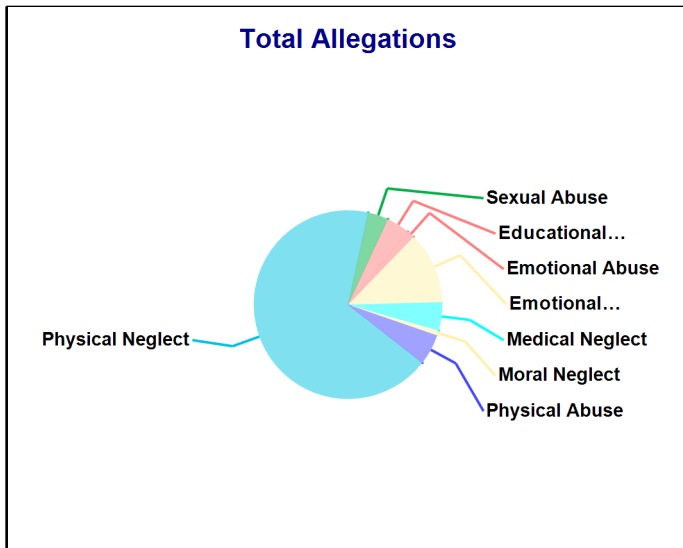
Accepted Reports: 104

Substantiated Reports: 9

Substantiation Rate: 9 %

Allegations	Total	Substantiated	Substantiation Rate
Physical Abuse	12	<=10	0 - 10 %
Educational Neglect	<=10	-	0 - 10 %
Emotional Neglect	28	-	-
High Risk Newborn	-	-	-
Medical Neglect	11	<=10	10 - 20 %
At Risk	-	-	-
Physical Neglect	154	26	17 %
Sexual Abuse	<=10	-	0 - 10 %
Emotional Abuse	<=10	-	0 - 10 %
Human_Trafficking	-	-	-
Moral Neglect	<=10	-	0 - 10 %
Total Allegations	227	29	13 %

Children Substantiated as Abuse/Neglect/Uncared for: 13



State of Connecticut
 Department of Children and Families
 Town Pages
 State Fiscal Year: 2020

Number of Accepted Reports and allegations to DCF
 Town: GROTON

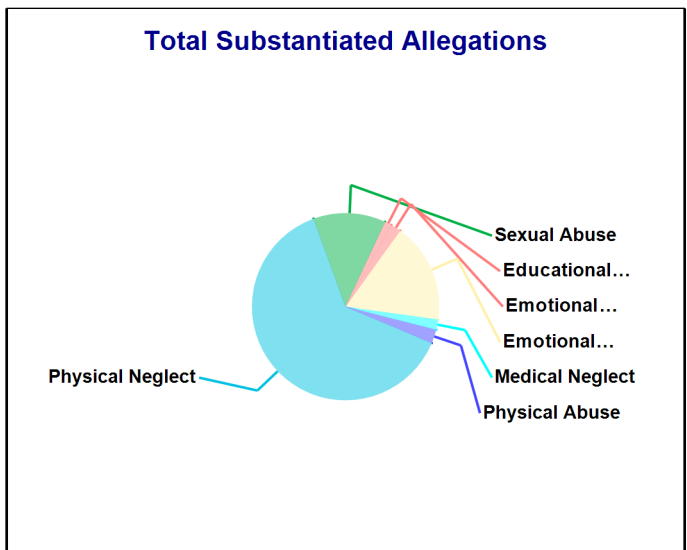
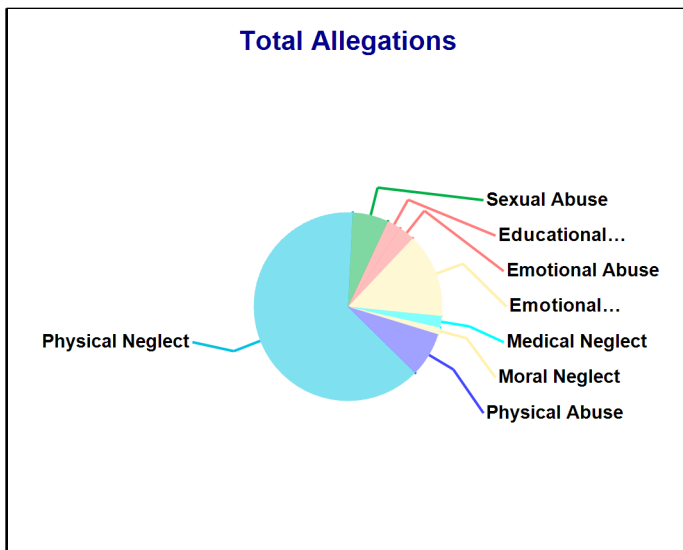
Accepted Reports: 264

Substantiated Reports: 45

Substantiation Rate: 17 %

Allegations	Total	Substantiated	Substantiation Rate
Physical Abuse	51	<=10	0 - 10 %
Educational Neglect	16	<=10	10 - 20 %
Emotional Neglect	97	29	30 %
High Risk Newborn	-	-	-
Medical Neglect	13	<=10	20 - 30 %
At Risk	-	-	-
Physical Neglect	423	106	25 %
Sexual Abuse	41	21	51 %
Emotional Abuse	18	<=10	10 - 20 %
Human_Trafficking	-	-	-
Moral Neglect	<=10	-	0 - 10 %
Total Allegations	667	168	25 %

Children Substantiated as Abuse/Neglect/Uncared for: 54



State of Connecticut
 Department of Children and Families
 Town Pages
 State Fiscal Year: 2020

Number of Accepted Reports and allegations to DCF
 Town: GUILFORD

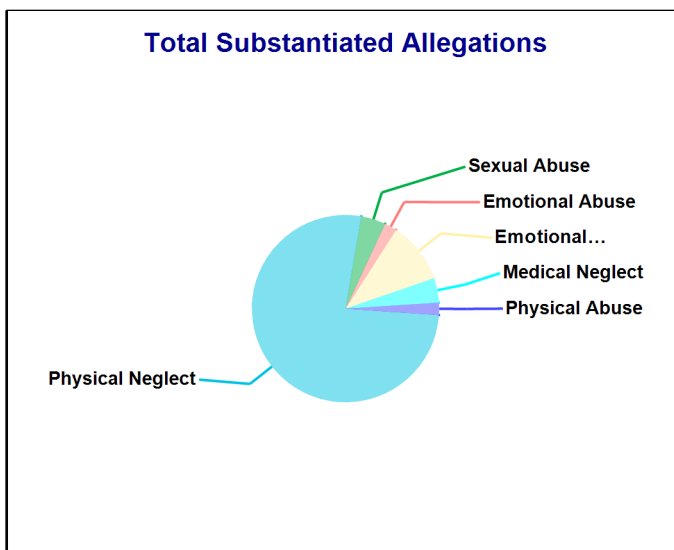
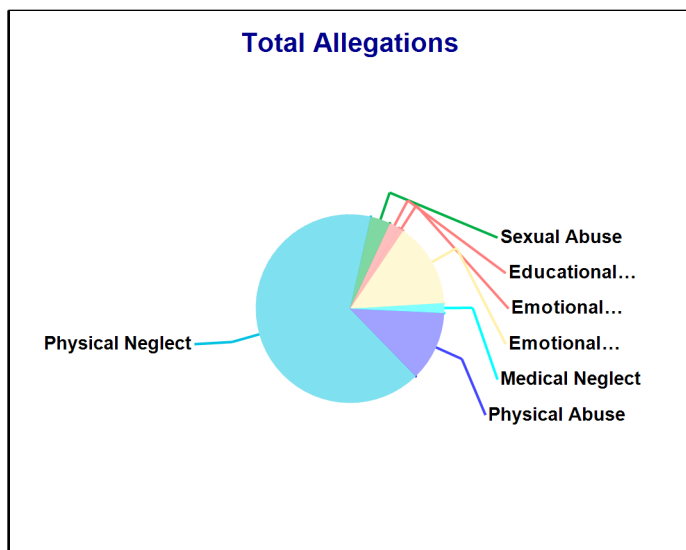
Accepted Reports: 49

Substantiated Reports: 13

Substantiation Rate: 27 %

Allegations	Total	Substantiated	Substantiation Rate
Physical Abuse	14	<=10	0 - 10 %
Educational Neglect	<=10	-	0 - 10 %
Emotional Neglect	17	<=10	20 - 30 %
High Risk Newborn	-	-	-
Medical Neglect	<=10	<=10	90 - 100 %
At Risk	-	-	-
Physical Neglect	77	36	47 %
Sexual Abuse	<=10	<=10	40 - 50 %
Emotional Abuse	<=10	<=10	90 - 100 %
Human_Trafficking	-	-	-
Moral Neglect	-	-	-
Total Allegations	117	47	40 %

Children Substantiated as Abuse/Neglect/Uncared for: 36



State of Connecticut
 Department of Children and Families
 Town Pages
 State Fiscal Year: 2020

Number of Accepted Reports and allegations to DCF
 Town: HAMDEN

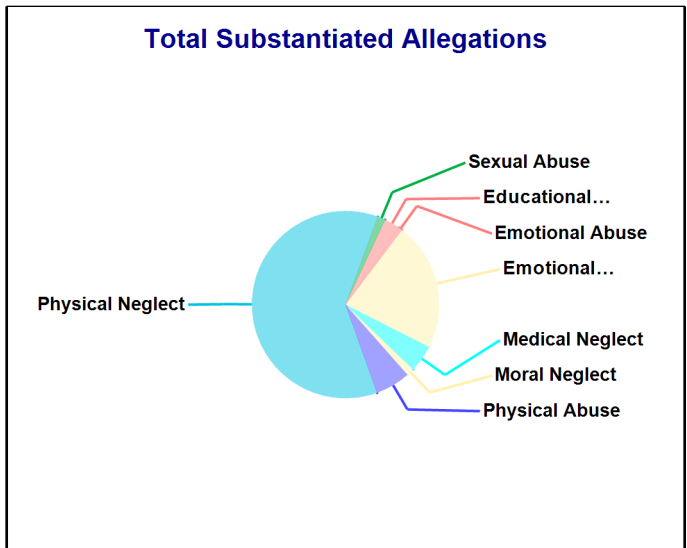
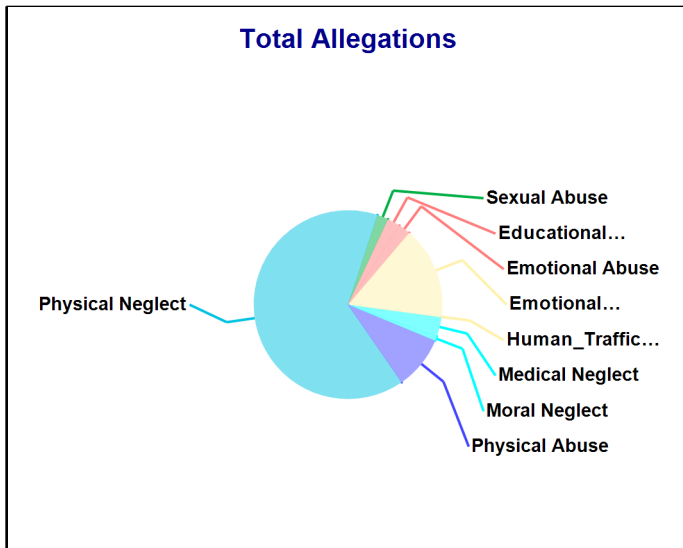
Accepted Reports: 300

Substantiated Reports: 67

Substantiation Rate: 22 %

Allegations	Total	Substantiated	Substantiation Rate
Physical Abuse	58	<=10	10 - 20 %
Educational Neglect	14	<=10	20 - 30 %
Emotional Neglect	100	33	33 %
High Risk Newborn	-	-	-
Medical Neglect	21	<=10	30 - 40 %
At Risk	-	-	-
Physical Neglect	410	91	22 %
Sexual Abuse	12	<=10	10 - 20 %
Emotional Abuse	13	<=10	0 - 10 %
Human_Trafficking	<=10	-	0 - 10 %
Moral Neglect	<=10	<=10	30 - 40 %
Total Allegations	634	149	24 %

Children Substantiated as Abuse/Neglect/Uncared for: 90



State of Connecticut
 Department of Children and Families
 Town Pages
 State Fiscal Year: 2020

Number of Accepted Reports and allegations to DCF
 Town: HARTFORD

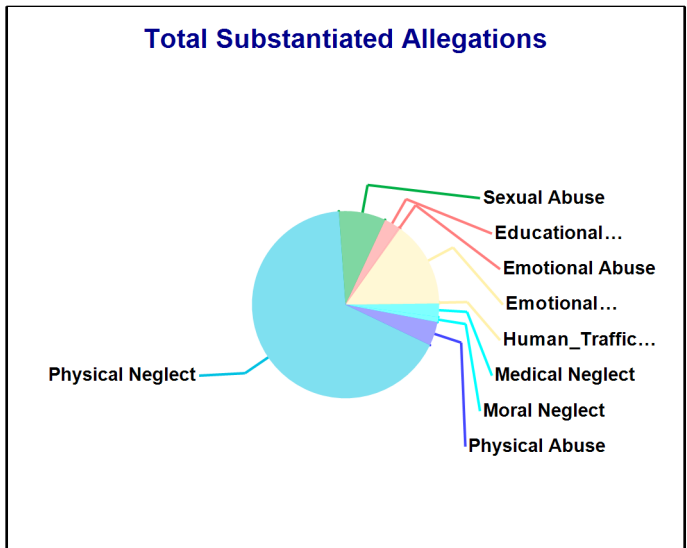
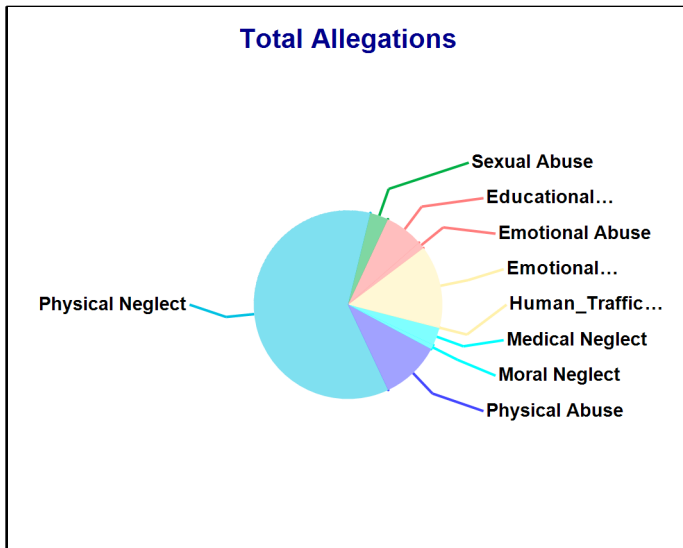
Accepted Reports: 2,231

Substantiated Reports: 329

Substantiation Rate: 15 %

Allegations	Total	Substantiated	Substantiation Rate
Physical Abuse	493	32	6 %
Educational Neglect	321	21	7 %
Emotional Neglect	684	114	17 %
High Risk Newborn	-	-	-
Medical Neglect	147	18	12 %
At Risk	-	-	-
Physical Neglect	2,945	520	18 %
Sexual Abuse	152	63	41 %
Emotional Abuse	56	<=10	0 - 10 %
Human_Trafficking	<=10	<=10	20 - 30 %
Moral Neglect	38	<=10	10 - 20 %
Total Allegations	4,843	779	16 %

Children Substantiated as Abuse/Neglect/Uncared for: 452



State of Connecticut
 Department of Children and Families
 Town Pages
 State Fiscal Year: 2020

Number of Accepted Reports and allegations to DCF
 Town: KILLINGLY

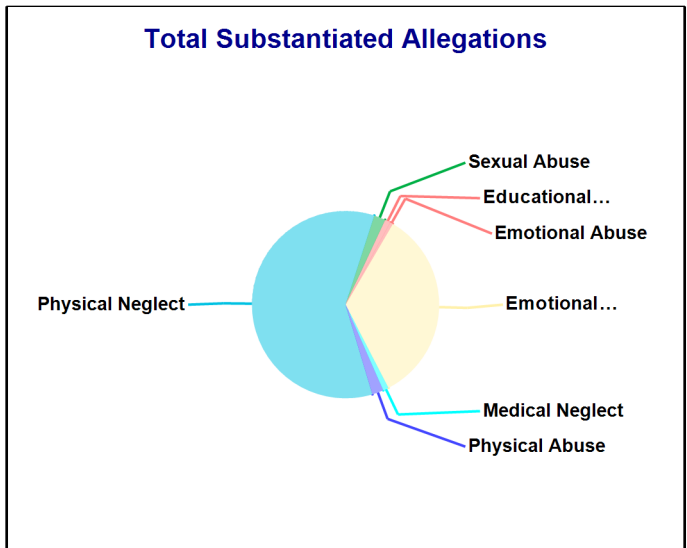
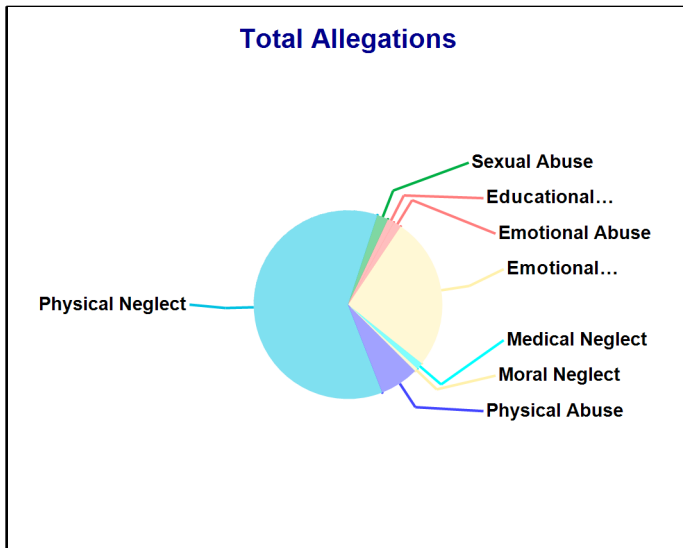
Accepted Reports: 186

Substantiated Reports: 48

Substantiation Rate: 26 %

Allegations	Total	Substantiated	Substantiation Rate
Physical Abuse	35	<=10	10 - 20 %
Educational Neglect	<=10	<=10	30 - 40 %
Emotional Neglect	138	69	50 %
High Risk Newborn	-	-	-
Medical Neglect	<=10	<=10	30 - 40 %
At Risk	-	-	-
Physical Neglect	320	121	38 %
Sexual Abuse	<=10	<=10	30 - 40 %
Emotional Abuse	<=10	<=10	10 - 20 %
Human_Trafficking	-	-	-
Moral Neglect	<=10	-	0 - 10 %
Total Allegations	525	203	39 %

Children Substantiated as Abuse/Neglect/Uncared for: 70



State of Connecticut
 Department of Children and Families
 Town Pages
 State Fiscal Year: 2020

Number of Accepted Reports and allegations to DCF
 Town: LEBANON

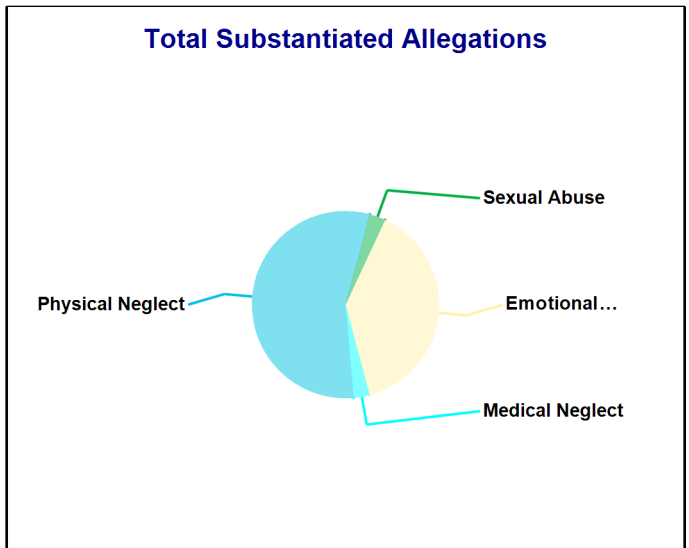
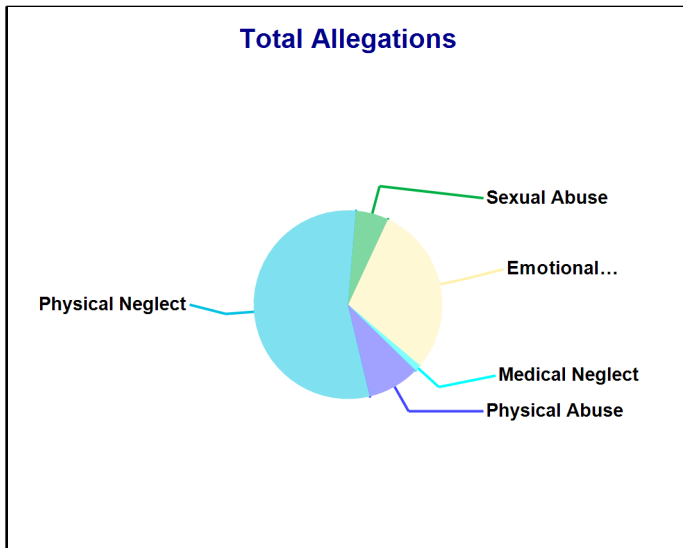
Accepted Reports: 32

Substantiated Reports: 10

Substantiation Rate: 31 %

Allegations	Total	Substantiated	Substantiation Rate
Physical Abuse	<=10	-	0 - 10 %
Educational Neglect	-	-	-
Emotional Neglect	26	14	54 %
High Risk Newborn	-	-	-
Medical Neglect	<=10	<=10	90 - 100 %
At Risk	-	-	-
Physical Neglect	49	20	41 %
Sexual Abuse	<=10	<=10	10 - 20 %
Emotional Abuse	-	-	-
Human_Trafficking	-	-	-
Moral Neglect	-	-	-
Total Allegations	89	36	40 %

Children Substantiated as Abuse/Neglect/Uncared for: 12



State of Connecticut
 Department of Children and Families
 Town Pages
 State Fiscal Year: 2020

Number of Accepted Reports and allegations to DCF
 Town: LEDYARD

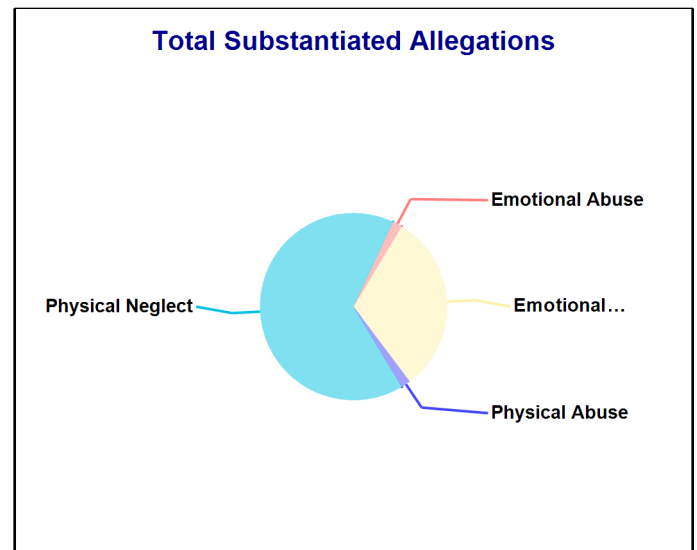
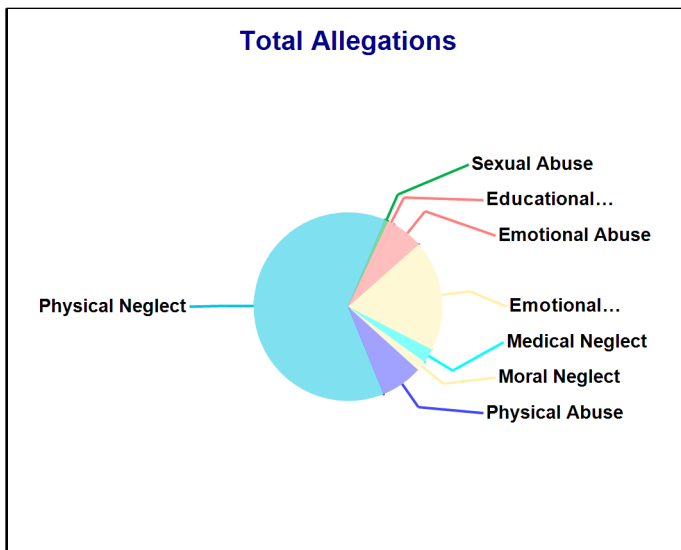
Accepted Reports: 60

Substantiated Reports: 11

Substantiation Rate: 18 %

Allegations	Total	Substantiated	Substantiation Rate
Physical Abuse	12	<=10	0 - 10 %
Educational Neglect	<=10	-	0 - 10 %
Emotional Neglect	32	19	59 %
High Risk Newborn	-	-	-
Medical Neglect	<=10	-	0 - 10 %
At Risk	-	-	-
Physical Neglect	105	40	38 %
Sexual Abuse	<=10	-	0 - 10 %
Emotional Abuse	<=10	<=10	10 - 20 %
Human_Trafficking	-	-	-
Moral Neglect	<=10	-	0 - 10 %
Total Allegations	168	61	36 %

Children Substantiated as Abuse/Neglect/Uncared for: 18



State of Connecticut
 Department of Children and Families
 Town Pages
 State Fiscal Year: 2020

Number of Accepted Reports and allegations to DCF
 Town: MADISON

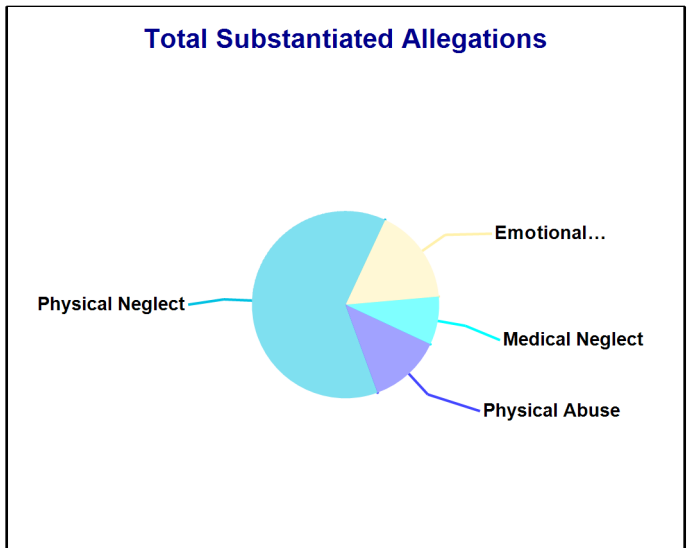
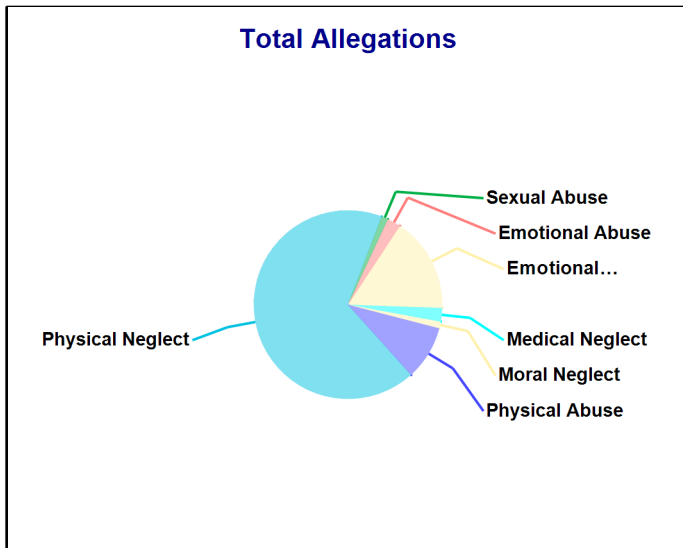
Accepted Reports: 39

Substantiated Reports: 8

Substantiation Rate: 21 %

Allegations	Total	Substantiated	Substantiation Rate
Physical Abuse	<=10	<=10	30 - 40 %
Educational Neglect	-	-	-
Emotional Neglect	14	<=10	20 - 30 %
High Risk Newborn	-	-	-
Medical Neglect	<=10	<=10	90 - 100 %
At Risk	-	-	-
Physical Neglect	58	15	26 %
Sexual Abuse	<=10	-	0 - 10 %
Emotional Abuse	<=10	-	0 - 10 %
Human_Trafficking	-	-	-
Moral Neglect	<=10	-	0 - 10 %
Total Allegations	86	24	28 %

Children Substantiated as Abuse/Neglect/Uncared for: 11



State of Connecticut
 Department of Children and Families
 Town Pages
 State Fiscal Year: 2020

Number of Accepted Reports and allegations to DCF
 Town: MANCHESTER

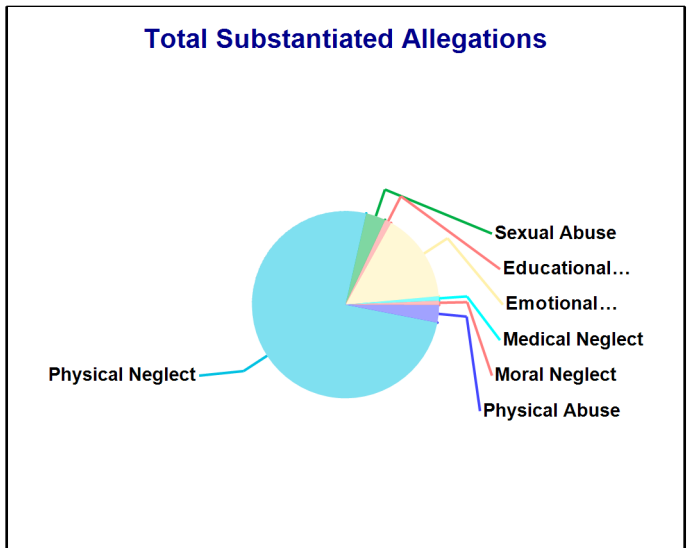
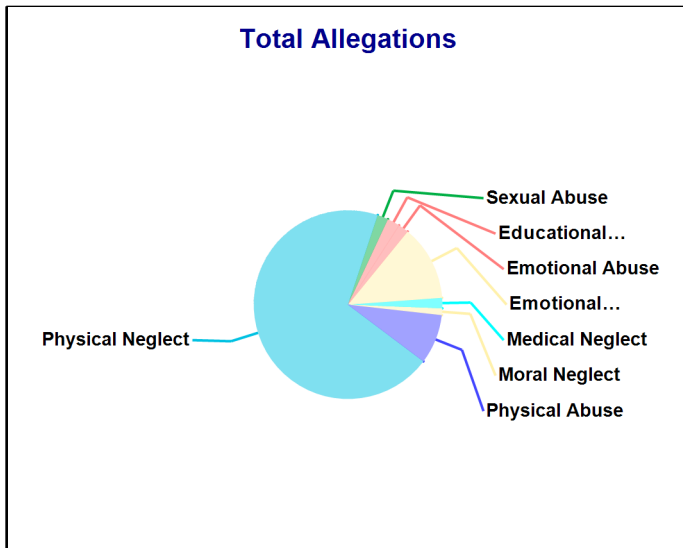
Accepted Reports: 556

Substantiated Reports: 105

Substantiation Rate: 19 %

Allegations	Total	Substantiated	Substantiation Rate
Physical Abuse	110	<=10	0 - 10 %
Educational Neglect	28	<=10	10 - 20 %
Emotional Neglect	168	41	24 %
High Risk Newborn	-	-	-
Medical Neglect	23	<=10	0 - 10 %
At Risk	-	-	-
Physical Neglect	905	200	22 %
Sexual Abuse	24	<=10	30 - 40 %
Emotional Abuse	23	-	-
Human_Trafficking	-	-	-
Moral Neglect	15	<=10	10 - 20 %
Total Allegations	1,296	265	20 %

Children Substantiated as Abuse/Neglect/Uncared for: 148



State of Connecticut
 Department of Children and Families
 Town Pages
 State Fiscal Year: 2020

Number of Accepted Reports and allegations to DCF
 Town: MANSFIELD


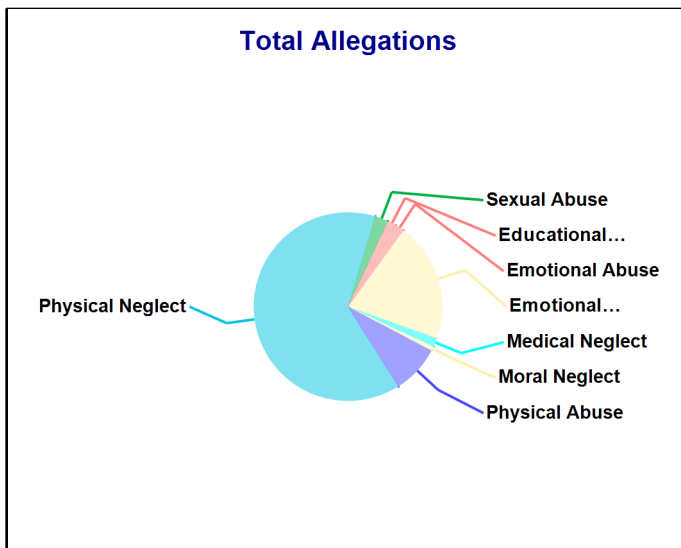
Accepted Reports: 56

Substantiated Reports: 13

Substantiation Rate: 23 %

Allegations	Total	Substantiated	Substantiation Rate
Physical Abuse	11	<=10	10 - 20 %
Educational Neglect	<=10	-	0 - 10 %
Emotional Neglect	27	12	44 %
High Risk Newborn	-	-	-
Medical Neglect	<=10	-	0 - 10 %
At Risk	-	-	-
Physical Neglect	84	16	19 %
Sexual Abuse	<=10	<=10	30 - 40 %
Emotional Abuse	<=10	-	0 - 10 %
Human_Trafficking	-	-	-
Moral Neglect	<=10	-	0 - 10 %
Total Allegations	132	31	23 %

Children Substantiated as Abuse/Neglect/Uncared for: 20



State of Connecticut
 Department of Children and Families
 Town Pages
 State Fiscal Year: 2020

Number of Accepted Reports and allegations to DCF
 Town: MERIDEN

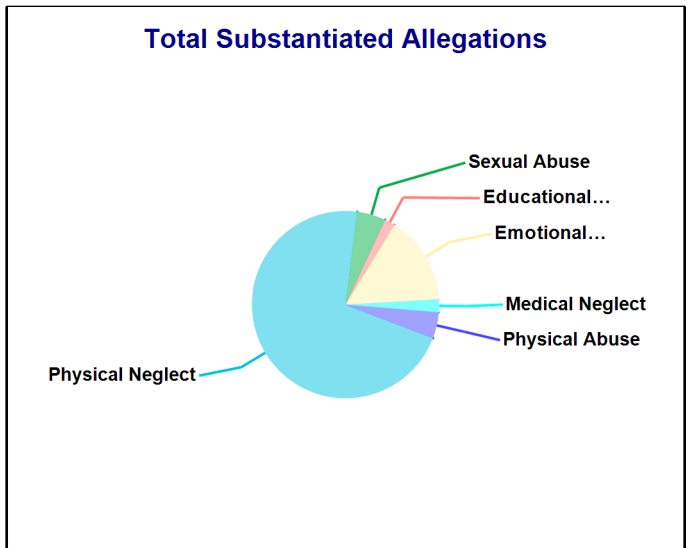
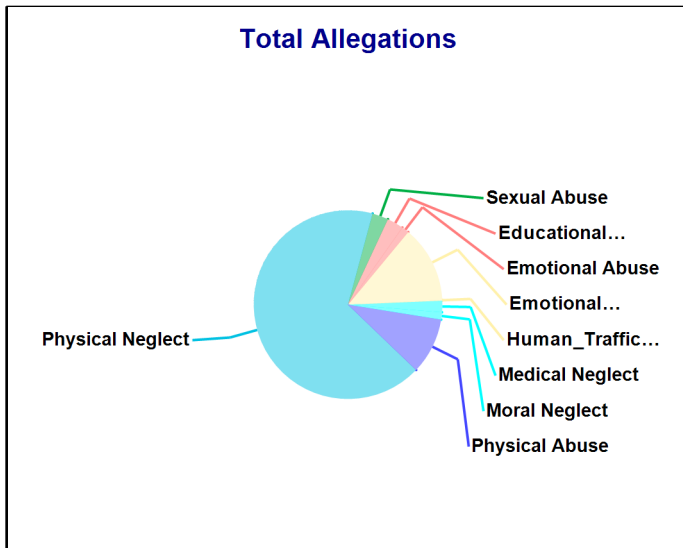
Accepted Reports: 702

Substantiated Reports: 89

Substantiation Rate: 13 %

Allegations	Total	Substantiated	Substantiation Rate
Physical Abuse	147	<=10	0 - 10 %
Educational Neglect	43	<=10	0 - 10 %
Emotional Neglect	201	34	17 %
High Risk Newborn	-	-	-
Medical Neglect	30	<=10	10 - 20 %
At Risk	-	-	-
Physical Neglect	1,022	158	15 %
Sexual Abuse	42	11	26 %
Emotional Abuse	19	-	-
Human_Trafficking	<=10	-	0 - 10 %
Moral Neglect	19	-	-
Total Allegations	1,525	222	15 %

Children Substantiated as Abuse/Neglect/Uncaared for: 123



State of Connecticut
 Department of Children and Families
 Town Pages
 State Fiscal Year: 2020

Number of Accepted Reports and allegations to DCF
 Town: MIDDLEBURY

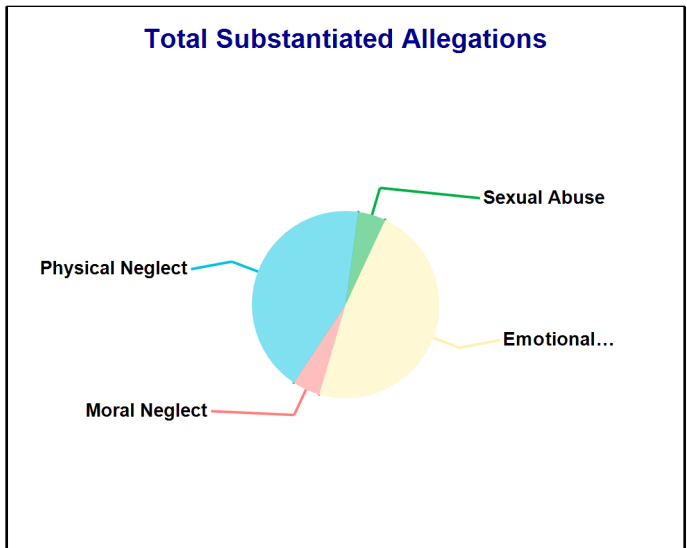
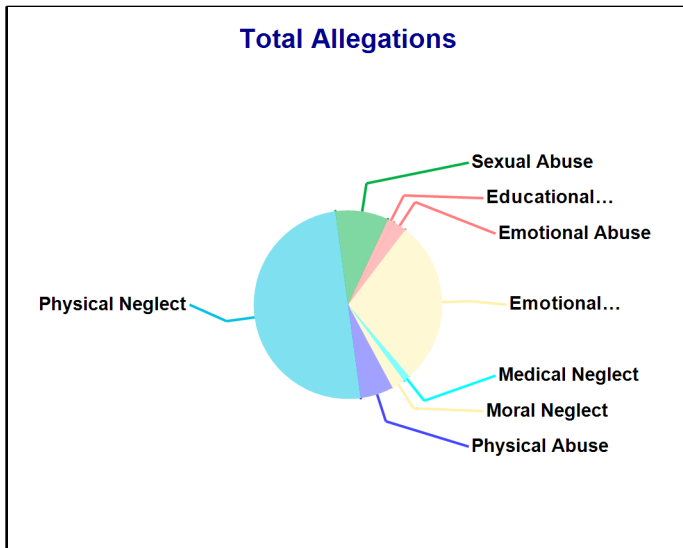
Accepted Reports: 28

Substantiated Reports: 5

Substantiation Rate: 18 %

Allegations	Total	Substantiated	Substantiation Rate
Physical Abuse	<=10	-	0 - 10 %
Educational Neglect	<=10	-	0 - 10 %
Emotional Neglect	25	20	80 %
High Risk Newborn	-	-	-
Medical Neglect	<=10	-	0 - 10 %
At Risk	-	-	-
Physical Neglect	44	18	41 %
Sexual Abuse	<=10	<=10	20 - 30 %
Emotional Abuse	<=10	-	0 - 10 %
Human_Trafficking	-	-	-
Moral Neglect	<=10	<=10	90 - 100 %
Total Allegations	88	42	48 %

Children Substantiated as Abuse/Neglect/Uncared for: 12



State of Connecticut
 Department of Children and Families
 Town Pages
 State Fiscal Year: 2020

Number of Accepted Reports and allegations to DCF
 Town: MIDDLETOWN


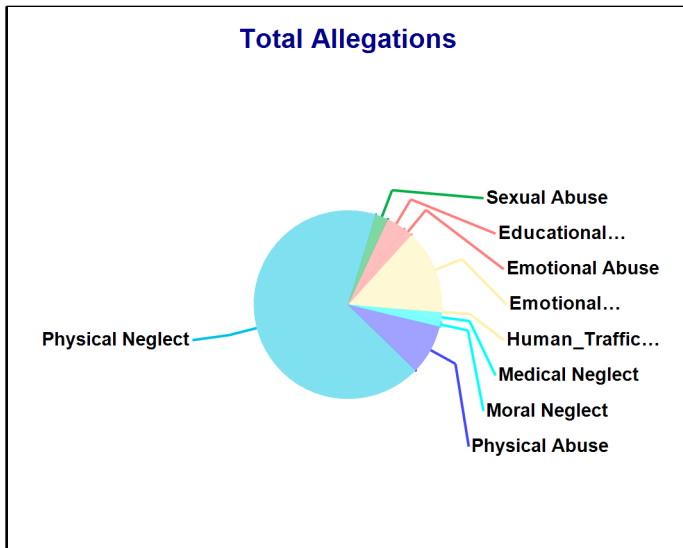
Accepted Reports: 344

Substantiated Reports: 76

Substantiation Rate: 22 %

Allegations	Total	Substantiated	Substantiation Rate
Physical Abuse	66	<=10	0 - 10 %
Educational Neglect	25	<=10	10 - 20 %
Emotional Neglect	112	30	27 %
High Risk Newborn	-	-	-
Medical Neglect	13	<=10	20 - 30 %
At Risk	-	-	-
Physical Neglect	523	117	22 %
Sexual Abuse	17	<=10	10 - 20 %
Emotional Abuse	12	<=10	0 - 10 %
Human_Trafficking	<=10	<=10	90 - 100 %
Moral Neglect	<=10	<=10	30 - 40 %
Total Allegations	775	163	21 %

Children Substantiated as Abuse/Neglect/Uncared for: 107



State of Connecticut
 Department of Children and Families
 Town Pages
 State Fiscal Year: 2020

Number of Accepted Reports and allegations to DCF
 Town: MILFORD

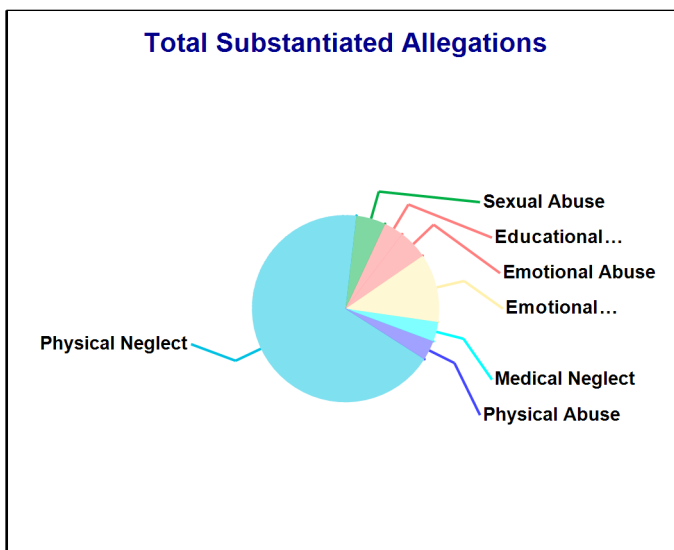
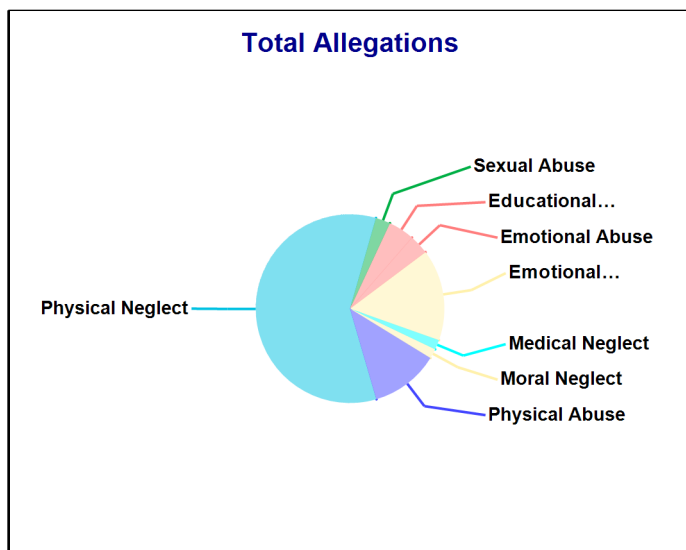
Accepted Reports: 174

Substantiated Reports: 30

Substantiation Rate: 17 %

Allegations	Total	Substantiated	Substantiation Rate
Physical Abuse	42	<=10	0 - 10 %
Educational Neglect	16	<=10	10 - 20 %
Emotional Neglect	56	<=10	10 - 20 %
High Risk Newborn	-	-	-
Medical Neglect	<=10	<=10	30 - 40 %
At Risk	-	-	-
Physical Neglect	211	40	19 %
Sexual Abuse	<=10	<=10	30 - 40 %
Emotional Abuse	12	<=10	20 - 30 %
Human_Trafficking	-	-	-
Moral Neglect	<=10	-	0 - 10 %
Total Allegations	358	59	16 %

Children Substantiated as Abuse/Neglect/Uncared for: 37



State of Connecticut
 Department of Children and Families
 Town Pages
 State Fiscal Year: 2020

Number of Accepted Reports and allegations to DCF
 Town: MONROE

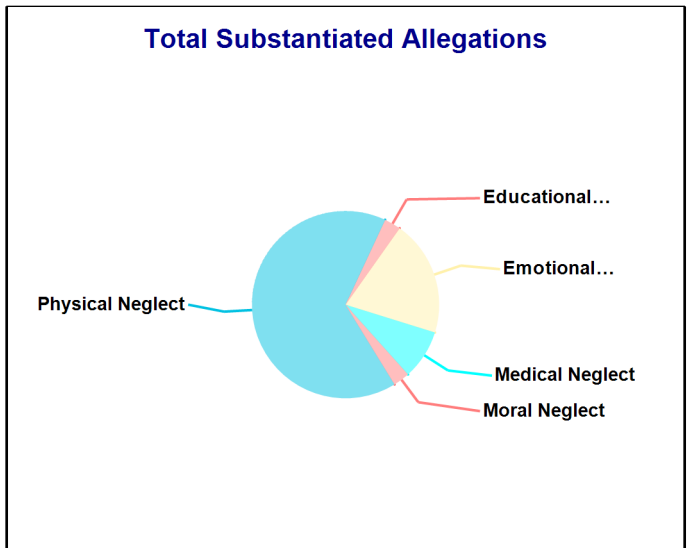
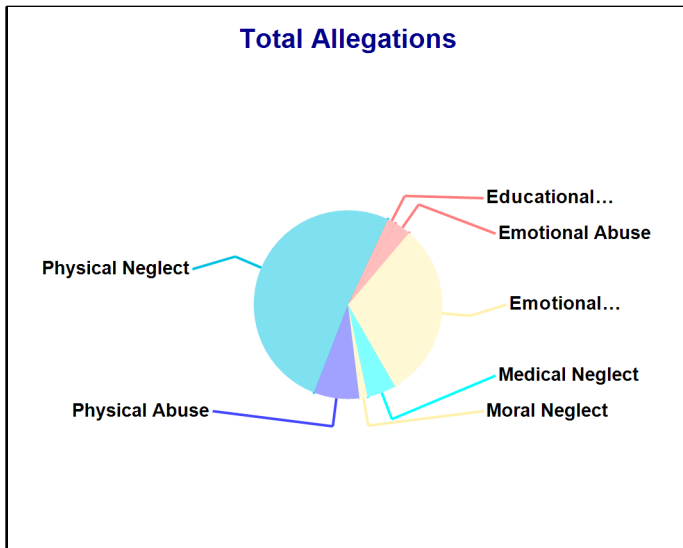
Accepted Reports: 53

Substantiated Reports: 13

Substantiation Rate: 25 %

Allegations	Total	Substantiated	Substantiation Rate
Physical Abuse	11	-	-
Educational Neglect	<=10	<=10	40 - 50 %
Emotional Neglect	43	<=10	10 - 20 %
High Risk Newborn	-	-	-
Medical Neglect	<=10	<=10	40 - 50 %
At Risk	-	-	-
Physical Neglect	72	23	32 %
Sexual Abuse	-	-	-
Emotional Abuse	<=10	-	0 - 10 %
Human_Trafficking	-	-	-
Moral Neglect	<=10	<=10	40 - 50 %
Total Allegations	141	35	25 %

Children Substantiated as Abuse/Neglect/Uncared for: 17



State of Connecticut
 Department of Children and Families
 Town Pages
 State Fiscal Year: 2020

Number of Accepted Reports and allegations to DCF
 Town: MONTVILLE

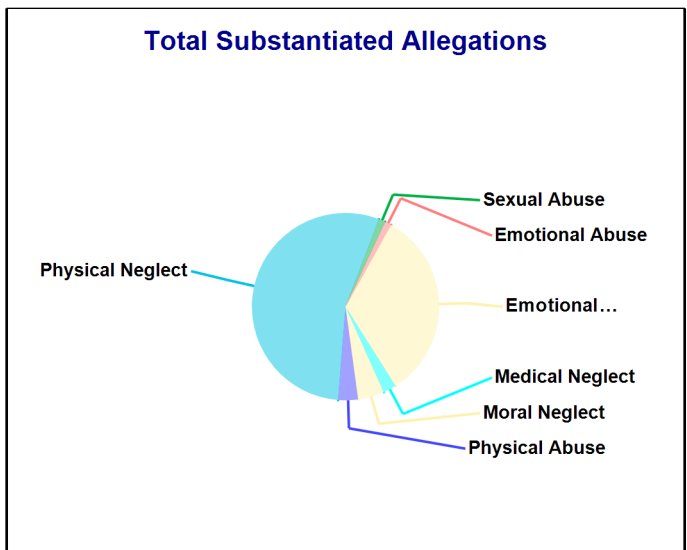
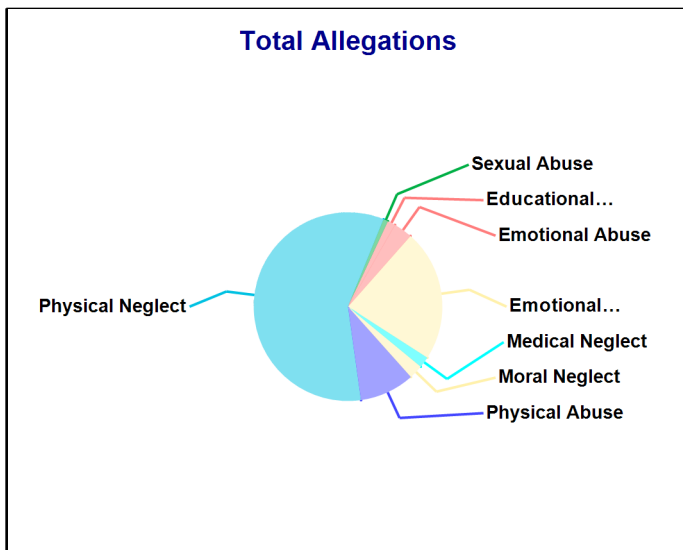
Accepted Reports: 150

Substantiated Reports: 18

Substantiation Rate: 12 %

Allegations	Total	Substantiated	Substantiation Rate
Physical Abuse	35	<=10	0 - 10 %
Educational Neglect	<=10	-	0 - 10 %
Emotional Neglect	84	29	35 %
High Risk Newborn	-	-	-
Medical Neglect	<=10	<=10	20 - 30 %
At Risk	-	-	-
Physical Neglect	217	48	22 %
Sexual Abuse	<=10	<=10	30 - 40 %
Emotional Abuse	12	<=10	0 - 10 %
Human_Trafficking	-	-	-
Moral Neglect	<=10	<=10	40 - 50 %
Total Allegations	372	88	24 %

Children Substantiated as Abuse/Neglect/Uncared for: 28



State of Connecticut
 Department of Children and Families
 Town Pages
 State Fiscal Year: 2020

Number of Accepted Reports and allegations to DCF
 Town: NAUGATUCK

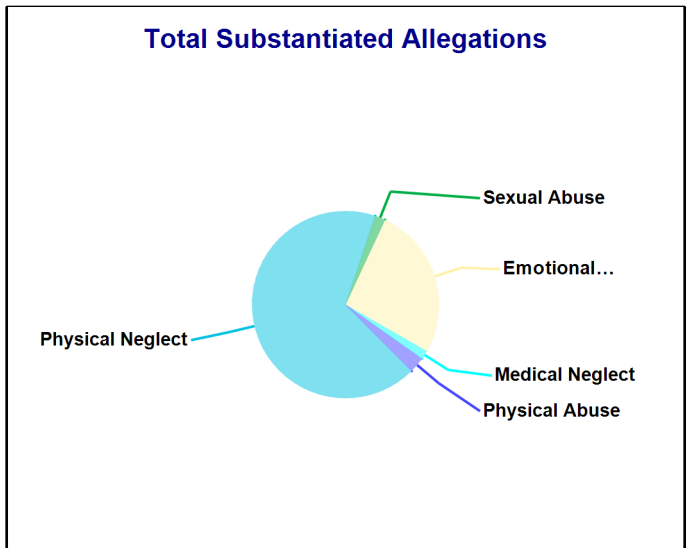
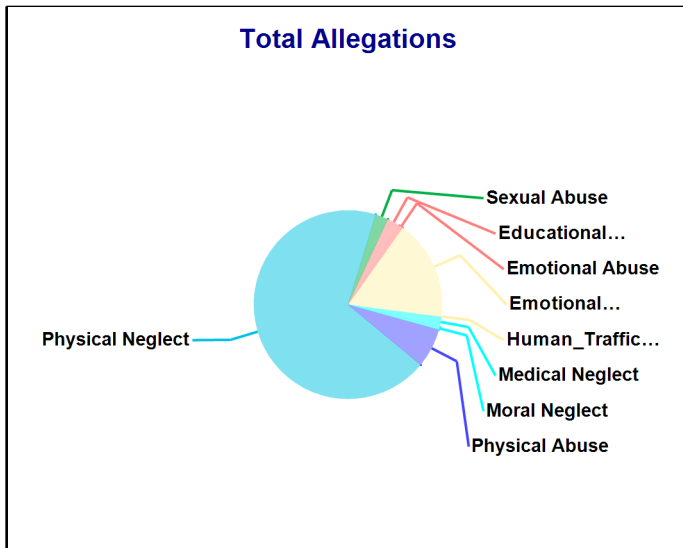
Accepted Reports: 298

Substantiated Reports: 59

Substantiation Rate: 20 %

Allegations	Total	Substantiated	Substantiation Rate
Physical Abuse	58	<=10	10 - 20 %
Educational Neglect	19	-	-
Emotional Neglect	147	86	59 %
High Risk Newborn	-	-	-
Medical Neglect	15	<=10	30 - 40 %
At Risk	-	-	-
Physical Neglect	591	221	37 %
Sexual Abuse	19	<=10	30 - 40 %
Emotional Abuse	<=10	-	0 - 10 %
Human_Trafficking	<=10	-	0 - 10 %
Moral Neglect	<=10	-	0 - 10 %
Total Allegations	860	327	38 %

Children Substantiated as Abuse/Neglect/Uncared for: 80



State of Connecticut
 Department of Children and Families
 Town Pages
 State Fiscal Year: 2020

Number of Accepted Reports and allegations to DCF
 Town: NEW BRITAIN

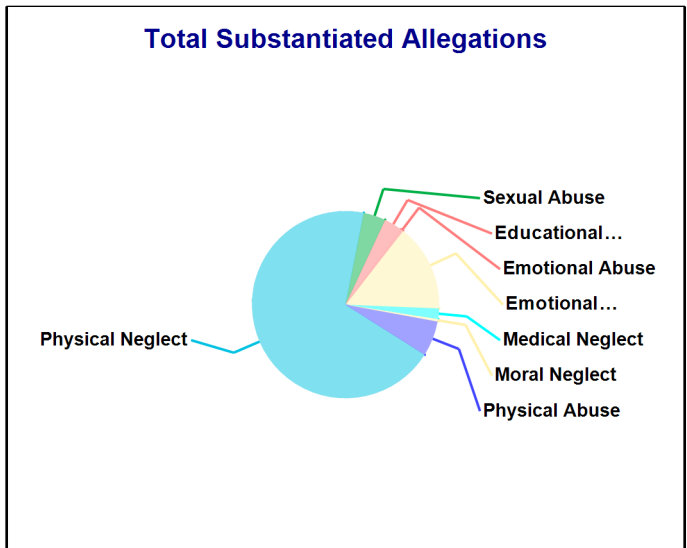
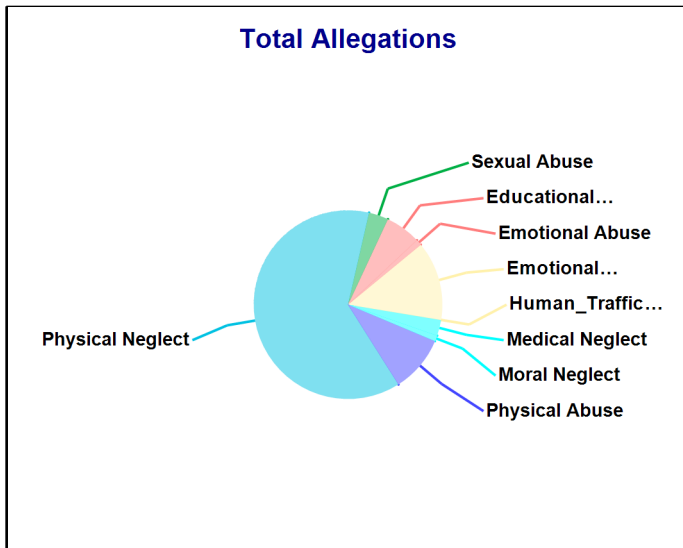
Accepted Reports: 923

Substantiated Reports: 196

Substantiation Rate: 21 %

Allegations	Total	Substantiated	Substantiation Rate
Physical Abuse	193	27	14 %
Educational Neglect	121	14	12 %
Emotional Neglect	269	67	25 %
High Risk Newborn	-	-	-
Medical Neglect	54	<=10	10 - 20 %
At Risk	-	-	-
Physical Neglect	1,244	307	25 %
Sexual Abuse	67	17	25 %
Emotional Abuse	20	<=10	0 - 10 %
Human_Trafficking	<=10	-	0 - 10 %
Moral Neglect	20	<=10	0 - 10 %
Total Allegations	1,989	444	22 %

Children Substantiated as Abuse/Neglect/Uncared for: 290



State of Connecticut
 Department of Children and Families
 Town Pages
 State Fiscal Year: 2020

Number of Accepted Reports and allegations to DCF
 Town: NEW CANAAN

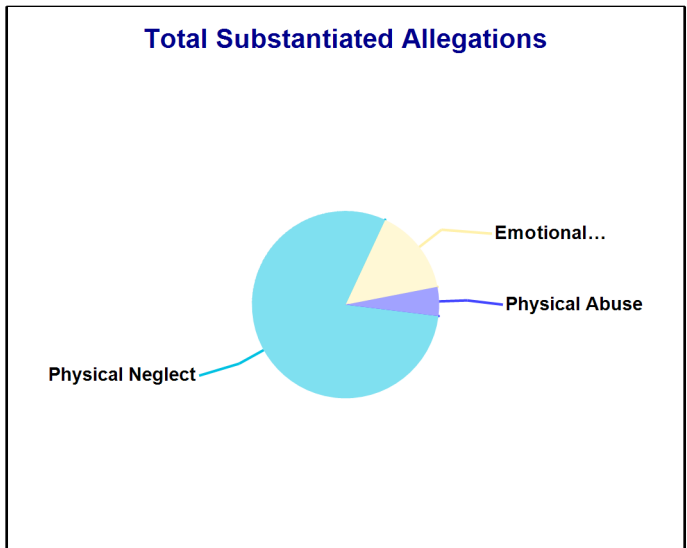
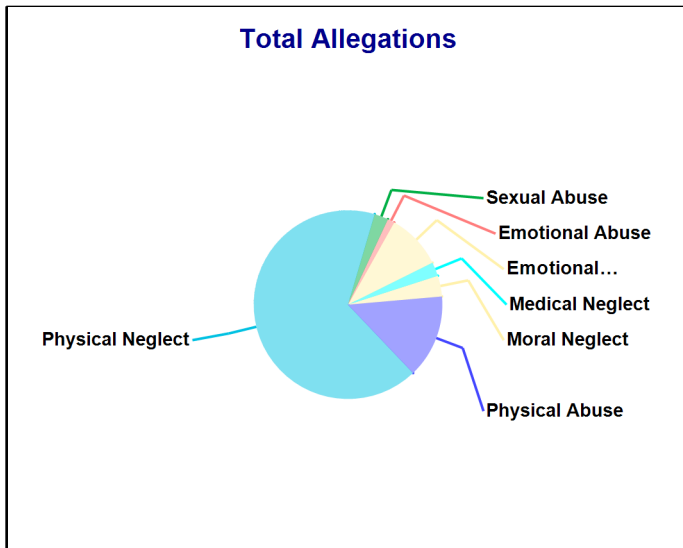
Accepted Reports: 31

Substantiated Reports: 8

Substantiation Rate: 26 %

Allegations	Total	Substantiated	Substantiation Rate
Physical Abuse	12	<=10	0 - 10 %
Educational Neglect	-	-	-
Emotional Neglect	<=10	<=10	30 - 40 %
High Risk Newborn	-	-	-
Medical Neglect	<=10	-	0 - 10 %
At Risk	-	-	-
Physical Neglect	56	16	29 %
Sexual Abuse	<=10	-	0 - 10 %
Emotional Abuse	<=10	-	0 - 10 %
Human_Trafficking	-	-	-
Moral Neglect	<=10	-	0 - 10 %
Total Allegations	84	20	24 %

Children Substantiated as Abuse/Neglect/Uncared for: 11



State of Connecticut
 Department of Children and Families
 Town Pages
 State Fiscal Year: 2020

Number of Accepted Reports and allegations to DCF
 Town: NEW HAVEN


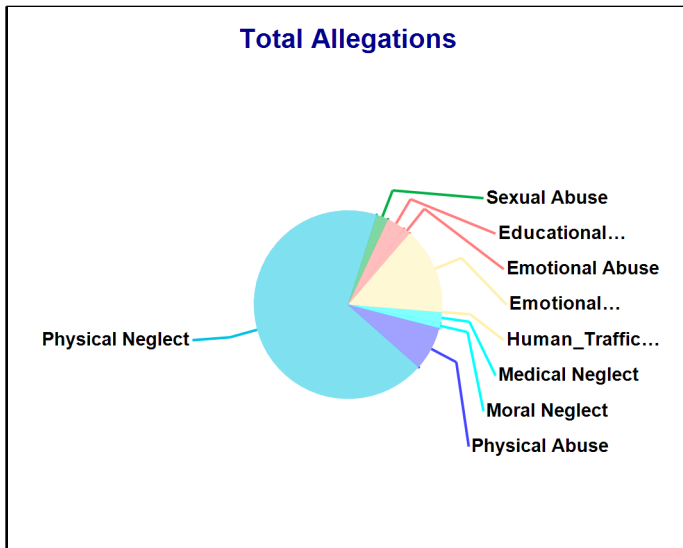
Accepted Reports: 1,651

Substantiated Reports: 350

Substantiation Rate: 21 %

Allegations	Total	Substantiated	Substantiation Rate
Physical Abuse	294	30	10 %
Educational Neglect	123	41	33 %
Emotional Neglect	584	201	34 %
High Risk Newborn	-	-	-
Medical Neglect	74	<=10	0 - 10 %
At Risk	-	-	-
Physical Neglect	2,677	626	23 %
Sexual Abuse	80	22	28 %
Emotional Abuse	48	<=10	0 - 10 %
Human_Trafficking	<=10	-	0 - 10 %
Moral Neglect	33	<=10	0 - 10 %
Total Allegations	3,915	929	24 %

Children Substantiated as Abuse/Neglect/Uncared for: 503



State of Connecticut
 Department of Children and Families
 Town Pages
 State Fiscal Year: 2020

Number of Accepted Reports and allegations to DCF
 Town: NEW LONDON

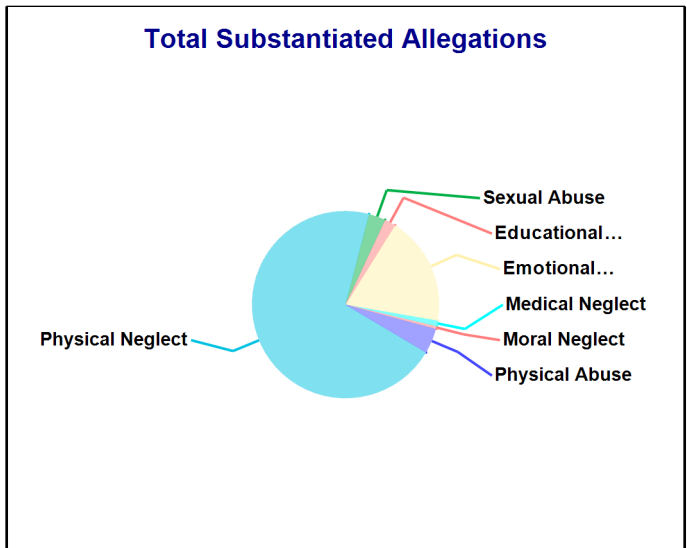
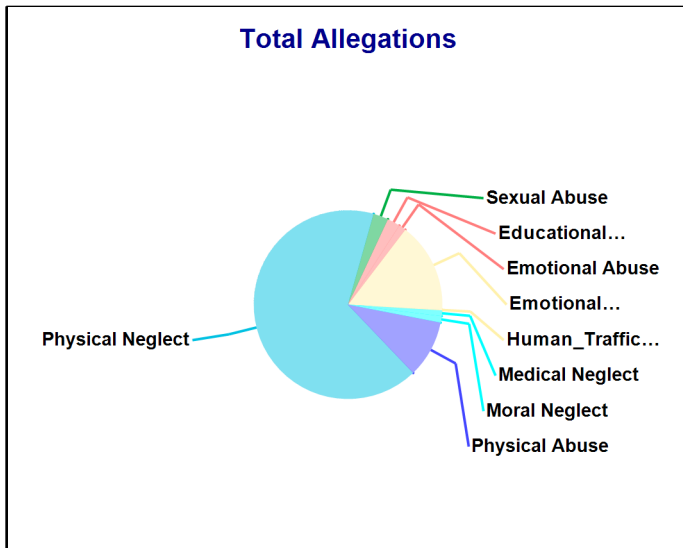
Accepted Reports: 335

Substantiated Reports: 68

Substantiation Rate: 20 %

Allegations	Total	Substantiated	Substantiation Rate
Physical Abuse	80	<=10	10 - 20 %
Educational Neglect	18	<=10	20 - 30 %
Emotional Neglect	126	39	31 %
High Risk Newborn	-	-	-
Medical Neglect	<=10	<=10	20 - 30 %
At Risk	-	-	-
Physical Neglect	542	146	27 %
Sexual Abuse	21	<=10	20 - 30 %
Emotional Abuse	<=10	-	0 - 10 %
Human_Trafficking	<=10	-	0 - 10 %
Moral Neglect	<=10	<=10	10 - 20 %
Total Allegations	815	207	25 %

Children Substantiated as Abuse/Neglect/Uncared for: 101



State of Connecticut
 Department of Children and Families
 Town Pages
 State Fiscal Year: 2020

Number of Accepted Reports and allegations to DCF
 Town: NEW MILFORD

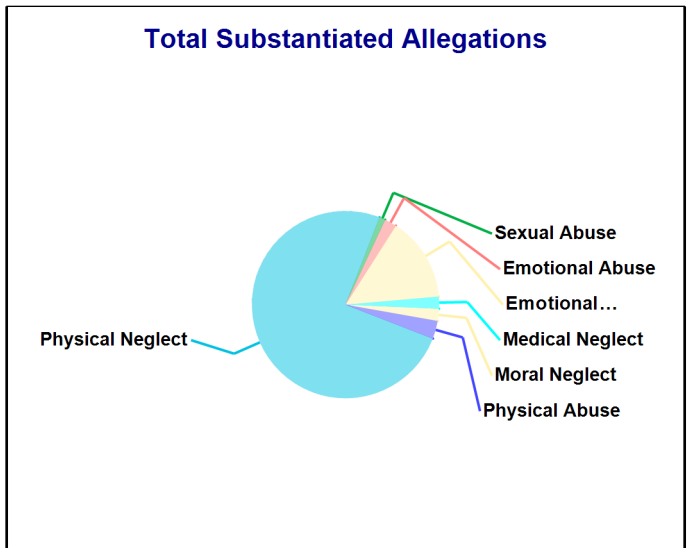
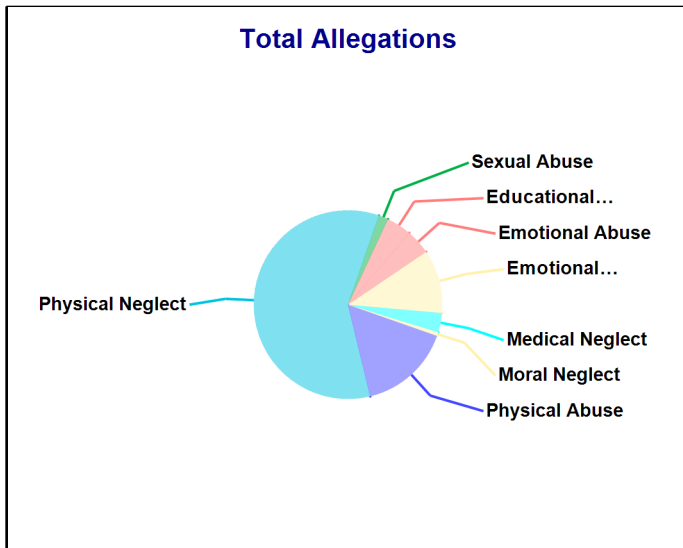
Accepted Reports: 134

Substantiated Reports: 37

Substantiation Rate: 28 %

Allegations	Total	Substantiated	Substantiation Rate
Physical Abuse	48	<=10	0 - 10 %
Educational Neglect	13	-	-
Emotional Neglect	33	14	42 %
High Risk Newborn	-	-	-
Medical Neglect	<=10	<=10	10 - 20 %
At Risk	-	-	-
Physical Neglect	179	72	40 %
Sexual Abuse	<=10	<=10	10 - 20 %
Emotional Abuse	13	<=10	10 - 20 %
Human_Trafficking	-	-	-
Moral Neglect	<=10	<=10	90 - 100 %
Total Allegations	303	96	32 %

Children Substantiated as Abuse/Neglect/Uncared for: 58



State of Connecticut
 Department of Children and Families
 Town Pages
 State Fiscal Year: 2020

Number of Accepted Reports and allegations to DCF
 Town: NEWINGTON

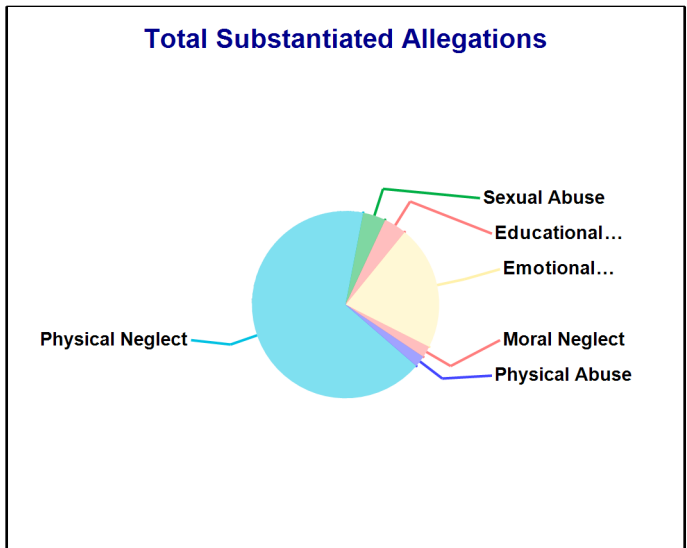
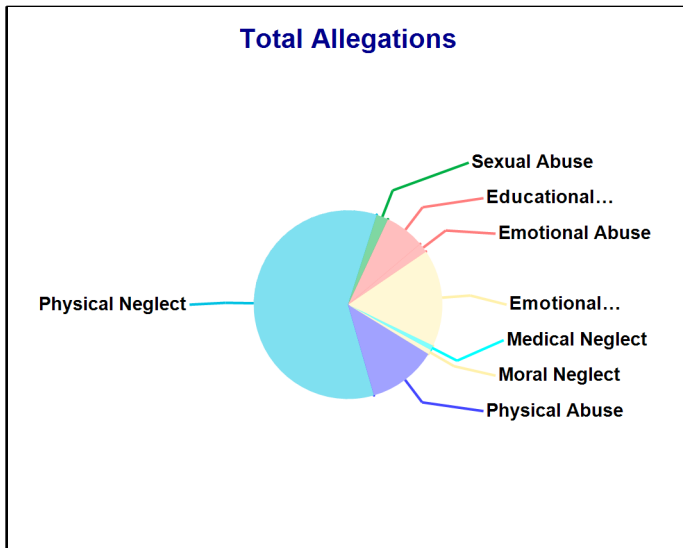
Accepted Reports: 125

Substantiated Reports: 24

Substantiation Rate: 19 %

Allegations	Total	Substantiated	Substantiation Rate
Physical Abuse	29	<=10	0 - 10 %
Educational Neglect	17	<=10	10 - 20 %
Emotional Neglect	41	11	27 %
High Risk Newborn	-	-	-
Medical Neglect	<=10	-	0 - 10 %
At Risk	-	-	-
Physical Neglect	146	34	23 %
Sexual Abuse	<=10	<=10	30 - 40 %
Emotional Abuse	<=10	-	0 - 10 %
Human_Trafficking	-	-	-
Moral Neglect	<=10	<=10	40 - 50 %
Total Allegations	246	51	21 %

Children Substantiated as Abuse/Neglect/Uncared for: 30



State of Connecticut
 Department of Children and Families
 Town Pages
 State Fiscal Year: 2020

Number of Accepted Reports and allegations to DCF
 Town: NEWTOWN

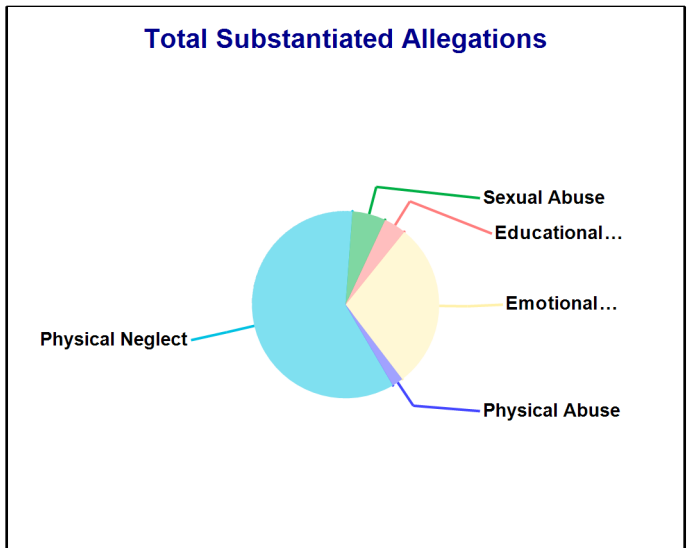
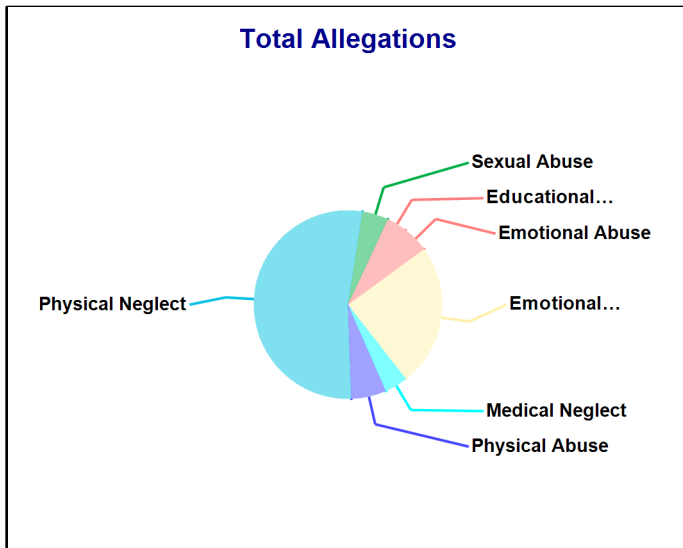
Accepted Reports: 77

Substantiated Reports: 19

Substantiation Rate: 25 %

Allegations	Total	Substantiated	Substantiation Rate
Physical Abuse	12	<=10	0 - 10 %
Educational Neglect	<=10	<=10	20 - 30 %
Emotional Neglect	49	15	31 %
High Risk Newborn	-	-	-
Medical Neglect	<=10	-	0 - 10 %
At Risk	-	-	-
Physical Neglect	106	31	29 %
Sexual Abuse	<=10	<=10	30 - 40 %
Emotional Abuse	<=10	-	0 - 10 %
Human_Trafficking	-	-	-
Moral Neglect	-	-	-
Total Allegations	200	52	26 %

Children Substantiated as Abuse/Neglect/Uncared for: 26



State of Connecticut
 Department of Children and Families
 Town Pages
 State Fiscal Year: 2020

Number of Accepted Reports and allegations to DCF
 Town: NORTH BRANFORD

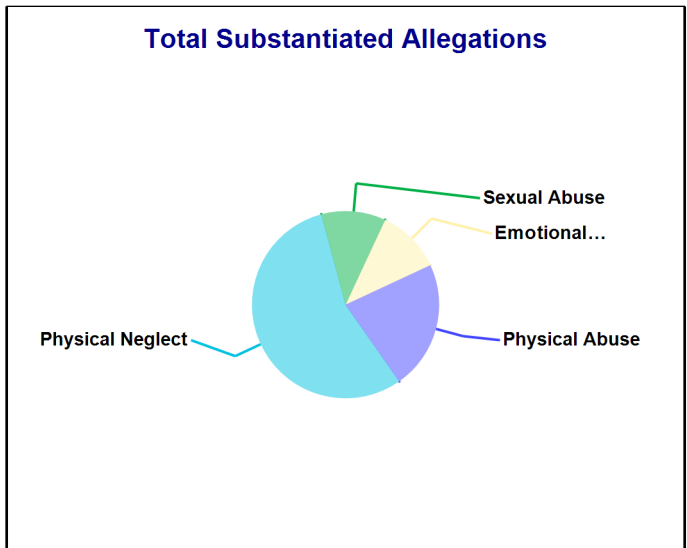
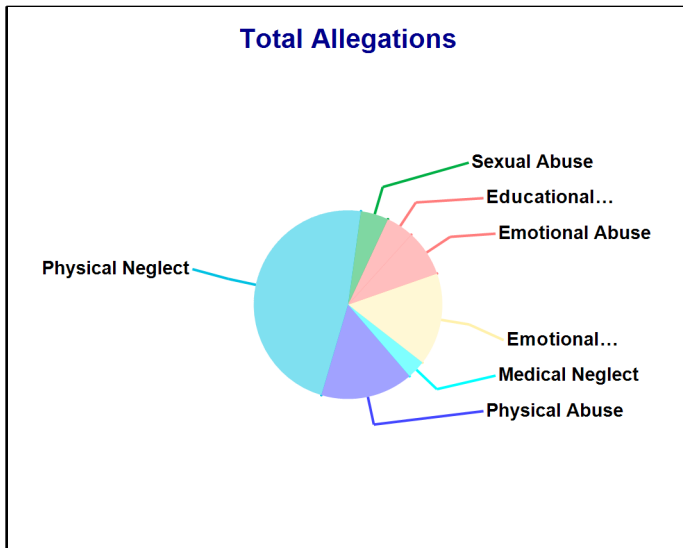
Accepted Reports: 31

Substantiated Reports: 7

Substantiation Rate: 23 %

Allegations	Total	Substantiated	Substantiation Rate
Physical Abuse	<=10	<=10	30 - 40 %
Educational Neglect	<=10	-	0 - 10 %
Emotional Neglect	<=10	<=10	10 - 20 %
High Risk Newborn	-	-	-
Medical Neglect	<=10	-	0 - 10 %
At Risk	-	-	-
Physical Neglect	30	<=10	30 - 40 %
Sexual Abuse	<=10	<=10	60 - 70 %
Emotional Abuse	<=10	-	0 - 10 %
Human_Trafficking	-	-	-
Moral Neglect	-	-	-
Total Allegations	63	18	29 %

Children Substantiated as Abuse/Neglect/Uncared for: 11



State of Connecticut
 Department of Children and Families
 Town Pages
 State Fiscal Year: 2020

Number of Accepted Reports and allegations to DCF
 Town: NORTH HAVEN

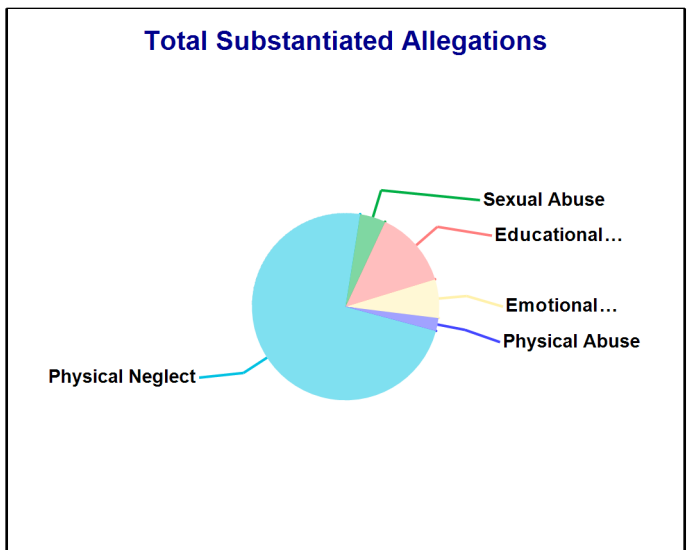
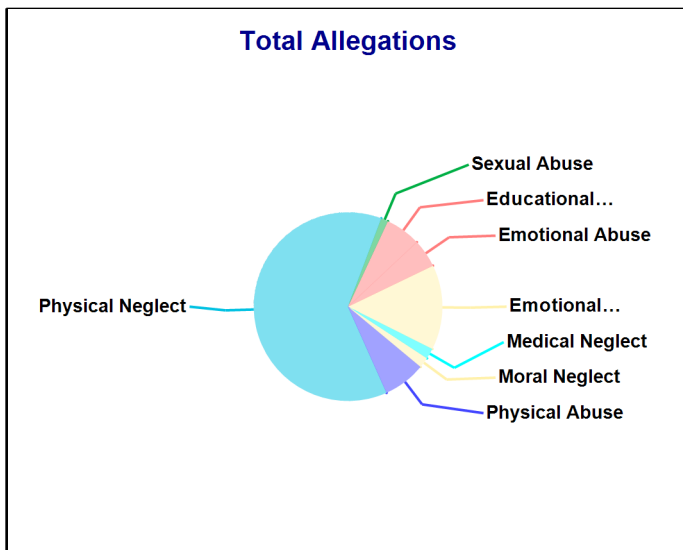
Accepted Reports: 70

Substantiated Reports: 15

Substantiation Rate: 21 %

Allegations	Total	Substantiated	Substantiation Rate
Physical Abuse	12	<=10	0 - 10 %
Educational Neglect	<=10	<=10	50 - 60 %
Emotional Neglect	24	<=10	10 - 20 %
High Risk Newborn	-	-	-
Medical Neglect	<=10	-	0 - 10 %
At Risk	-	-	-
Physical Neglect	103	33	32 %
Sexual Abuse	<=10	<=10	90 - 100 %
Emotional Abuse	<=10	-	0 - 10 %
Human_Trafficking	-	-	-
Moral Neglect	<=10	-	0 - 10 %
Total Allegations	165	45	27 %

Children Substantiated as Abuse/Neglect/Uncared for: 24



State of Connecticut
 Department of Children and Families
 Town Pages
 State Fiscal Year: 2020

Number of Accepted Reports and allegations to DCF
 Town: NORWALK

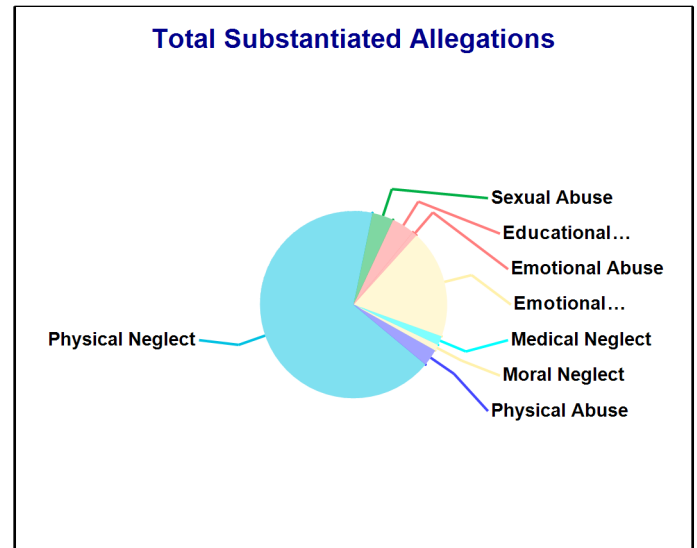
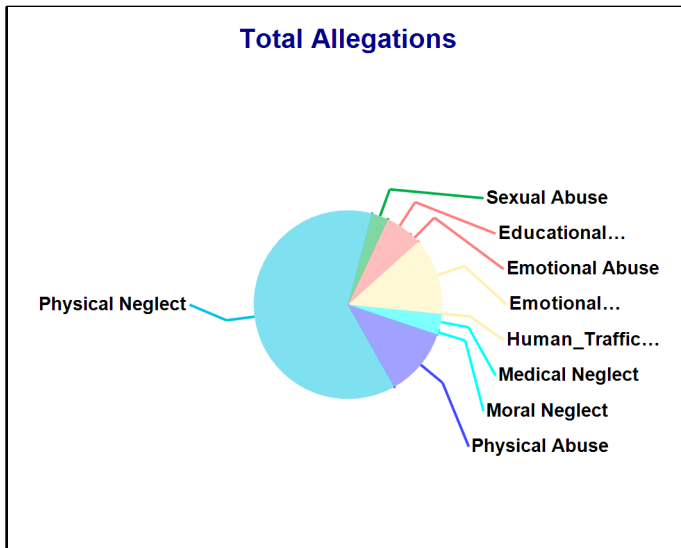
Accepted Reports: 471

Substantiated Reports: 151

Substantiation Rate: 32 %

Allegations	Total	Substantiated	Substantiation Rate
Physical Abuse	115	11	10 %
Educational Neglect	45	15	33 %
Emotional Neglect	129	71	55 %
High Risk Newborn	-	-	-
Medical Neglect	27	<=10	20 - 30 %
At Risk	-	-	-
Physical Neglect	612	254	42 %
Sexual Abuse	28	14	50 %
Emotional Abuse	18	<=10	10 - 20 %
Human_Trafficking	<=10	-	0 - 10 %
Moral Neglect	<=10	<=10	40 - 50 %
Total Allegations	983	378	38 %

Children Substantiated as Abuse/Neglect/Uncared for: 221



State of Connecticut
 Department of Children and Families
 Town Pages
 State Fiscal Year: 2020

Number of Accepted Reports and allegations to DCF
 Town: NORWICH

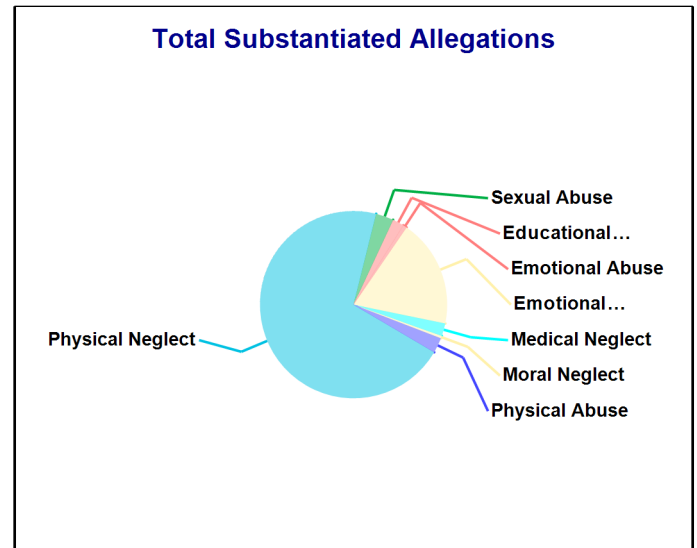
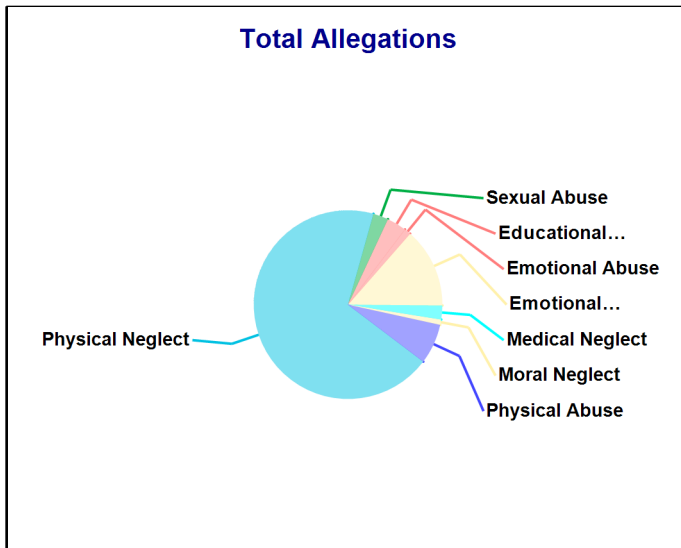
Accepted Reports: 547

Substantiated Reports: 109

Substantiation Rate: 20 %

Allegations	Total	Substantiated	Substantiation Rate
Physical Abuse	98	12	12 %
Educational Neglect	48	<=10	10 - 20 %
Emotional Neglect	195	85	44 %
High Risk Newborn	-	-	-
Medical Neglect	34	<=10	20 - 30 %
At Risk	-	-	-
Physical Neglect	983	321	33 %
Sexual Abuse	37	14	38 %
Emotional Abuse	16	<=10	10 - 20 %
Human_Trafficking	-	-	-
Moral Neglect	13	<=10	10 - 20 %
Total Allegations	1,424	456	32 %

Children Substantiated as Abuse/Neglect/Uncared for: 157



State of Connecticut
 Department of Children and Families
 Town Pages
 State Fiscal Year: 2020

Number of Accepted Reports and allegations to DCF
 Town: OLD SAYBROOK

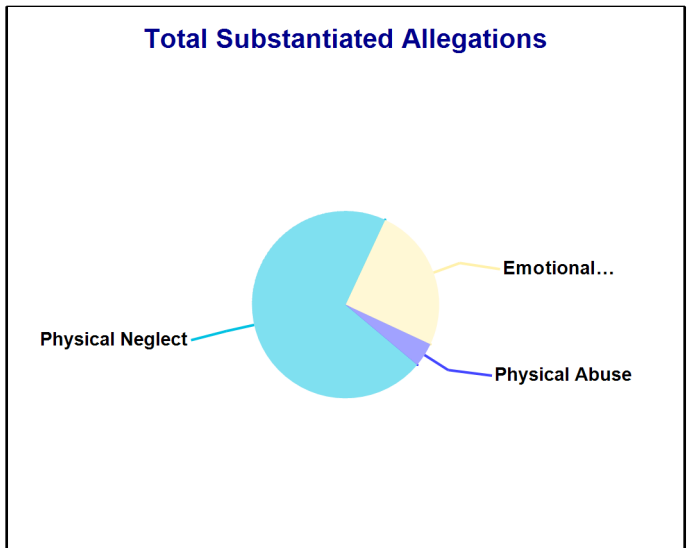
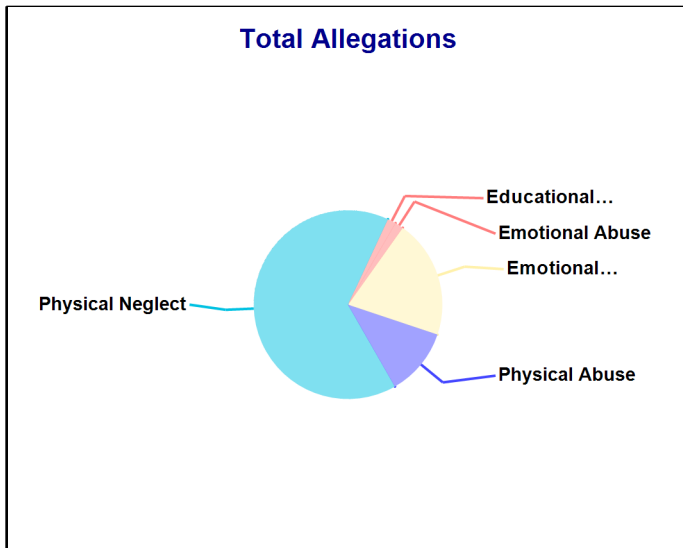
Accepted Reports: 28

Substantiated Reports: 9

Substantiation Rate: 32 %

Allegations	Total	Substantiated	Substantiation Rate
Physical Abuse	<=10	<=10	10 - 20 %
Educational Neglect	<=10	-	0 - 10 %
Emotional Neglect	14	<=10	40 - 50 %
High Risk Newborn	-	-	-
Medical Neglect	-	-	-
At Risk	-	-	-
Physical Neglect	45	17	38 %
Sexual Abuse	-	-	-
Emotional Abuse	<=10	-	0 - 10 %
Human_Trafficking	-	-	-
Moral Neglect	-	-	-
Total Allegations	69	24	35 %

Children Substantiated as Abuse/Neglect/Uncared for: 13



Number of Accepted Reports and allegations to DCF
 Town: OTHER


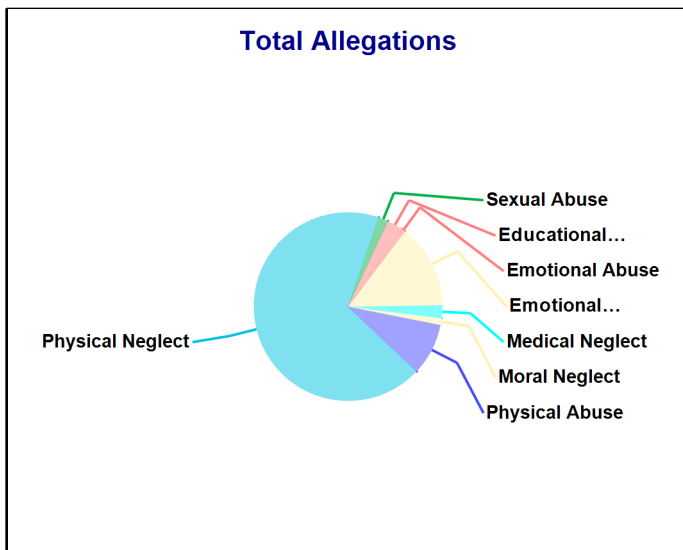
Accepted Reports: 264

Substantiated Reports: 41

Substantiation Rate: 16 %

Allegations	Total	Substantiated	Substantiation Rate
Physical Abuse	53	-	-
Educational Neglect	16	<=10	30 - 40 %
Emotional Neglect	86	32	37 %
High Risk Newborn	-	-	-
Medical Neglect	13	<=10	10 - 20 %
At Risk	-	-	-
Physical Neglect	406	77	19 %
Sexual Abuse	<=10	<=10	10 - 20 %
Emotional Abuse	<=10	<=10	20 - 30 %
Human_Trafficking	-	-	-
Moral Neglect	<=10	-	0 - 10 %
Total Allegations	595	119	20 %

Children Substantiated as Abuse/Neglect/Uncared for: 54



State of Connecticut
 Department of Children and Families
 Town Pages
 State Fiscal Year: 2020

Number of Accepted Reports and allegations to DCF
 Town: PLAINFIELD

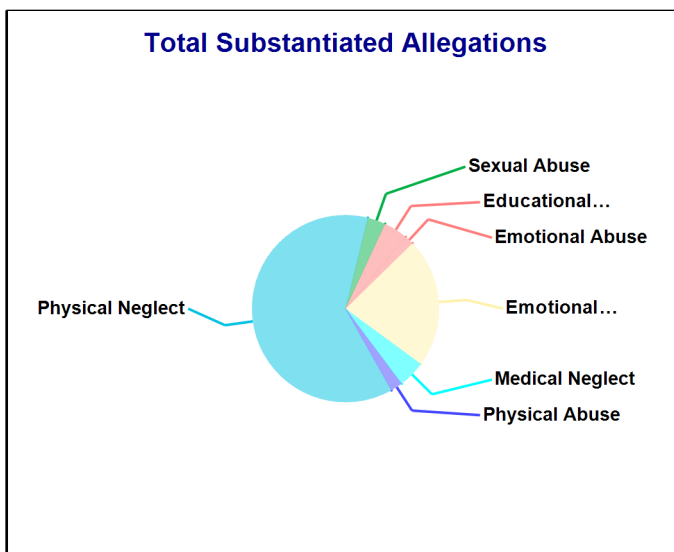
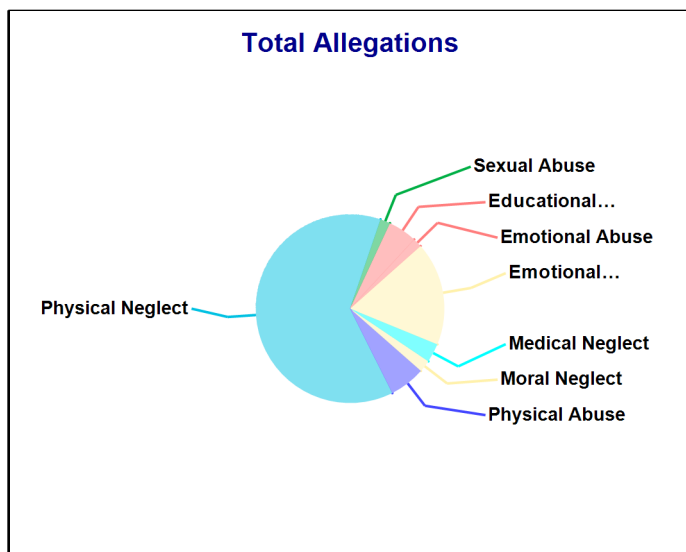
Accepted Reports: 198

Substantiated Reports: 47

Substantiation Rate: 24 %

Allegations	Total	Substantiated	Substantiation Rate
Physical Abuse	36	<=10	10 - 20 %
Educational Neglect	29	<=10	20 - 30 %
Emotional Neglect	104	43	41 %
High Risk Newborn	-	-	-
Medical Neglect	19	<=10	40 - 50 %
At Risk	-	-	-
Physical Neglect	367	119	32 %
Sexual Abuse	<=10	<=10	50 - 60 %
Emotional Abuse	<=10	<=10	30 - 40 %
Human_Trafficking	-	-	-
Moral Neglect	12	-	-
Total Allegations	586	192	33 %

Children Substantiated as Abuse/Neglect/Uncared for: 75



State of Connecticut
 Department of Children and Families
 Town Pages
 State Fiscal Year: 2020

Number of Accepted Reports and allegations to DCF
 Town: PLAINVILLE

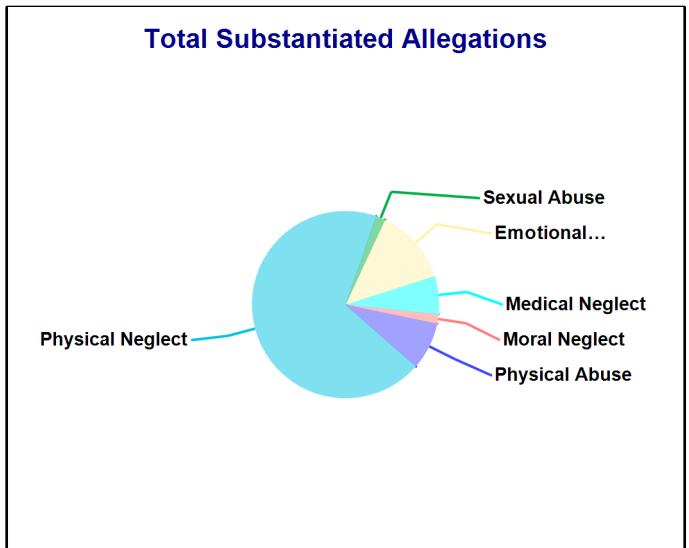
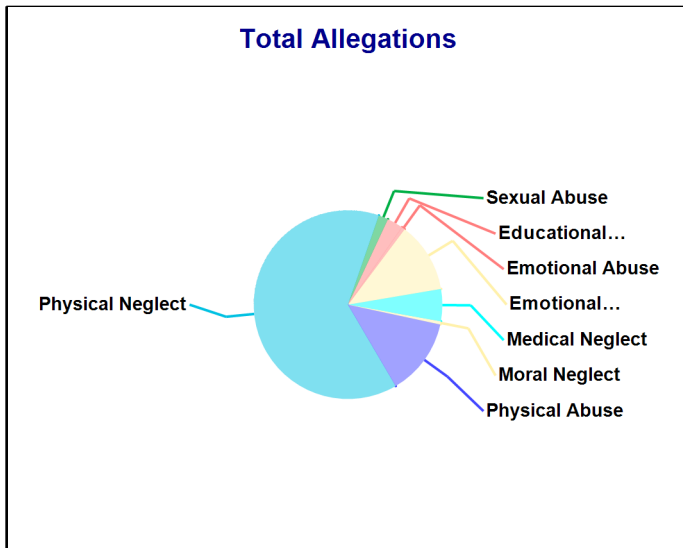
Accepted Reports: 88

Substantiated Reports: 20

Substantiation Rate: 23 %

Allegations	Total	Substantiated	Substantiation Rate
Physical Abuse	24	<=10	20 - 30 %
Educational Neglect	<=10	-	0 - 10 %
Emotional Neglect	22	<=10	30 - 40 %
High Risk Newborn	-	-	-
Medical Neglect	<=10	<=10	30 - 40 %
At Risk	-	-	-
Physical Neglect	116	42	36 %
Sexual Abuse	<=10	<=10	30 - 40 %
Emotional Abuse	<=10	-	0 - 10 %
Human_Trafficking	-	-	-
Moral Neglect	<=10	<=10	90 - 100 %
Total Allegations	182	61	34 %

Children Substantiated as Abuse/Neglect/Uncared for: 31



State of Connecticut
 Department of Children and Families
 Town Pages
 State Fiscal Year: 2020

Number of Accepted Reports and allegations to DCF
 Town: PLYMOUTH

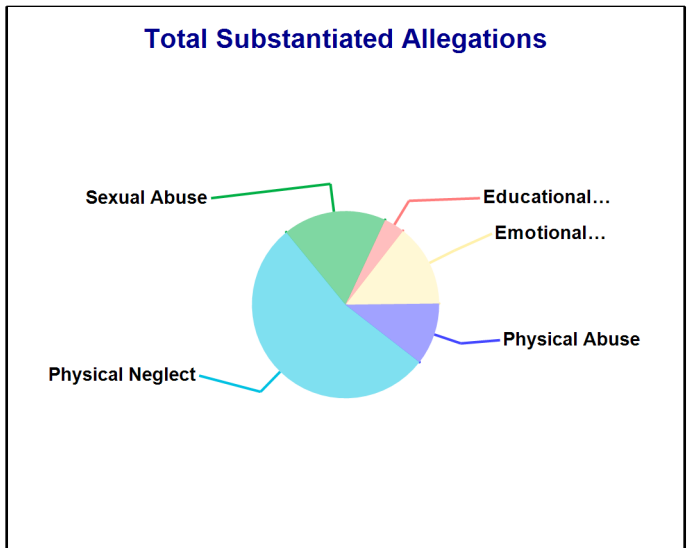
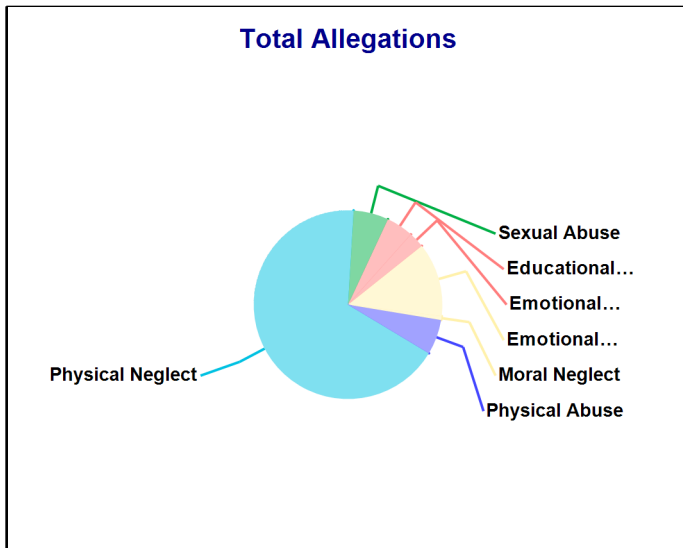
Accepted Reports: 76

Substantiated Reports: 16

Substantiation Rate: 21 %

Allegations	Total	Substantiated	Substantiation Rate
Physical Abuse	<=10	<=10	30 - 40 %
Educational Neglect	<=10	<=10	10 - 20 %
Emotional Neglect	19	<=10	20 - 30 %
High Risk Newborn	-	-	-
Medical Neglect	-	-	-
At Risk	-	-	-
Physical Neglect	101	15	15 %
Sexual Abuse	<=10	<=10	50 - 60 %
Emotional Abuse	<=10	-	0 - 10 %
Human_Trafficking	-	-	-
Moral Neglect	<=10	-	0 - 10 %
Total Allegations	150	28	19 %

Children Substantiated as Abuse/Neglect/Uncared for: 19



State of Connecticut
 Department of Children and Families
 Town Pages
 State Fiscal Year: 2020

Number of Accepted Reports and allegations to DCF
 Town: POMFRET


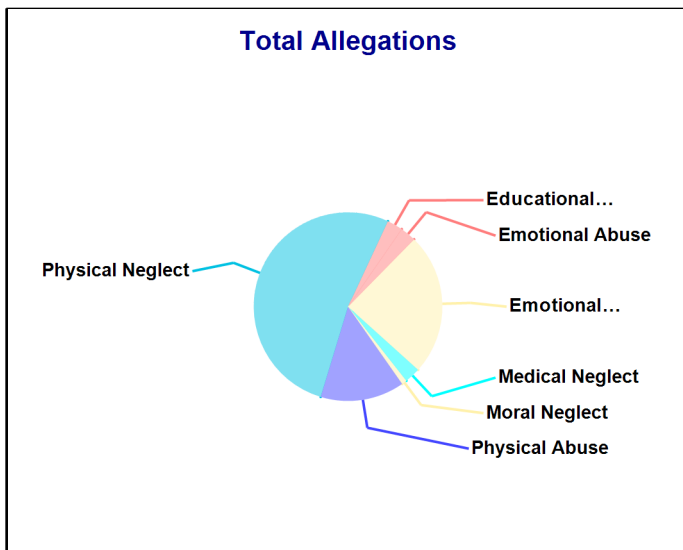
Accepted Reports: 38

Substantiated Reports: 11

Substantiation Rate: 29 %

Allegations	Total	Substantiated	Substantiation Rate
Physical Abuse	16	<=10	10 - 20 %
Educational Neglect	<=10	<=10	30 - 40 %
Emotional Neglect	27	16	59 %
High Risk Newborn	-	-	-
Medical Neglect	<=10	<=10	90 - 100 %
At Risk	-	-	-
Physical Neglect	58	17	29 %
Sexual Abuse	-	-	-
Emotional Abuse	<=10	-	0 - 10 %
Human_Trafficking	-	-	-
Moral Neglect	<=10	-	0 - 10 %
Total Allegations	111	39	35 %

Children Substantiated as Abuse/Neglect/Uncared for: 18



State of Connecticut
 Department of Children and Families
 Town Pages
 State Fiscal Year: 2020

Number of Accepted Reports and allegations to DCF
 Town: PORTLAND

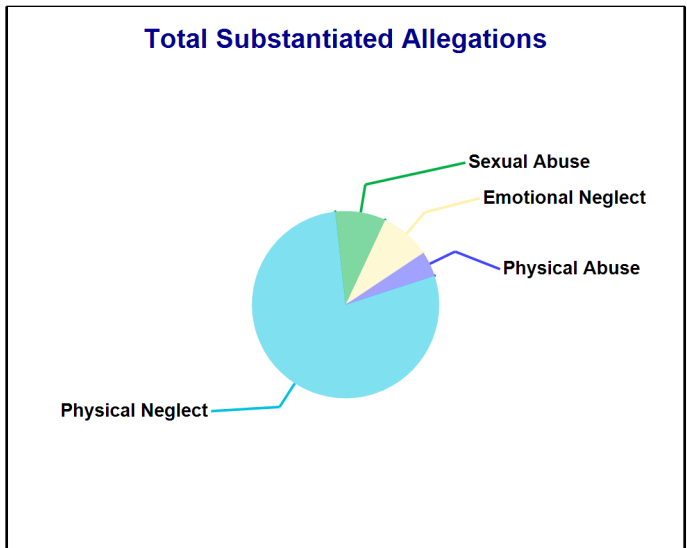
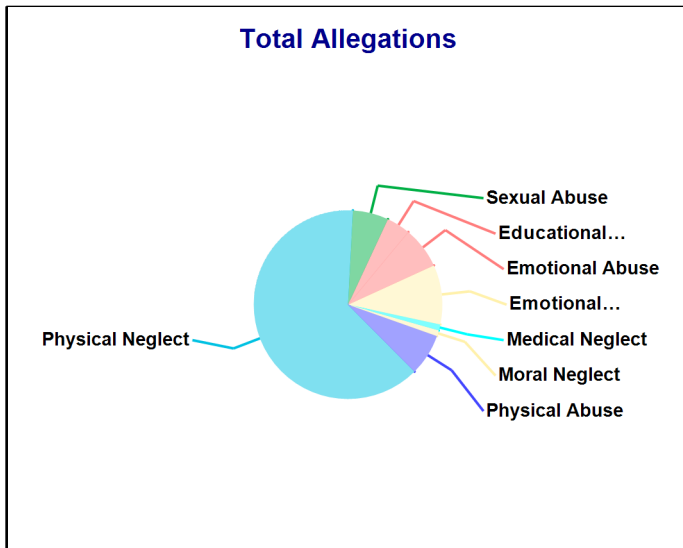
Accepted Reports: 46

Substantiated Reports: 10

Substantiation Rate: 22 %

Allegations	Total	Substantiated	Substantiation Rate
Physical Abuse	<=10	<=10	10 - 20 %
Educational Neglect	<=10	-	0 - 10 %
Emotional Neglect	<=10	<=10	10 - 20 %
High Risk Newborn	-	-	-
Medical Neglect	<=10	-	0 - 10 %
At Risk	-	-	-
Physical Neglect	62	18	29 %
Sexual Abuse	<=10	<=10	30 - 40 %
Emotional Abuse	<=10	-	0 - 10 %
Human_Trafficking	-	-	-
Moral Neglect	<=10	-	0 - 10 %
Total Allegations	98	23	23 %

Children Substantiated as Abuse/Neglect/Uncared for: 15



State of Connecticut
 Department of Children and Families
 Town Pages
 State Fiscal Year: 2020

Number of Accepted Reports and allegations to DCF
 Town: PUTNAM


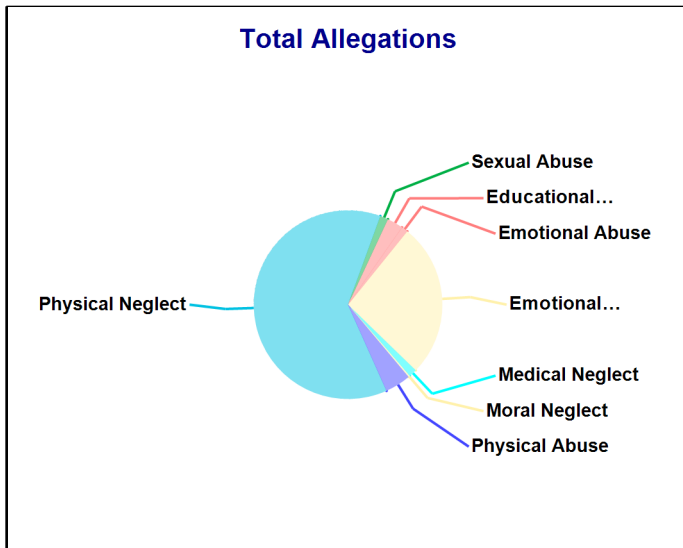
Accepted Reports: 134

Substantiated Reports: 31

Substantiation Rate: 23 %

Allegations	Total	Substantiated	Substantiation Rate
Physical Abuse	16	<=10	10 - 20 %
Educational Neglect	<=10	<=10	10 - 20 %
Emotional Neglect	96	46	48 %
High Risk Newborn	-	-	-
Medical Neglect	<=10	-	0 - 10 %
At Risk	-	-	-
Physical Neglect	226	65	29 %
Sexual Abuse	<=10	<=10	10 - 20 %
Emotional Abuse	<=10	-	0 - 10 %
Human_Trafficking	-	-	-
Moral Neglect	<=10	-	0 - 10 %
Total Allegations	363	116	32 %

Children Substantiated as Abuse/Neglect/Uncared for: 49



State of Connecticut
 Department of Children and Families
 Town Pages
 State Fiscal Year: 2020

Number of Accepted Reports and allegations to DCF
 Town: SEYMOUR

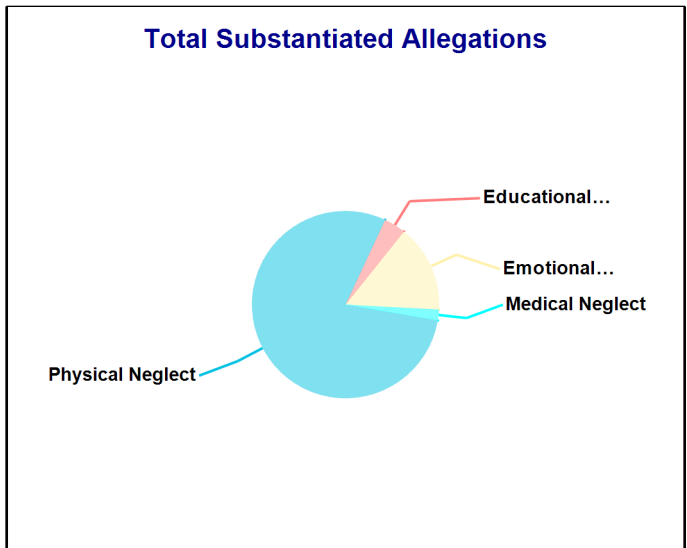
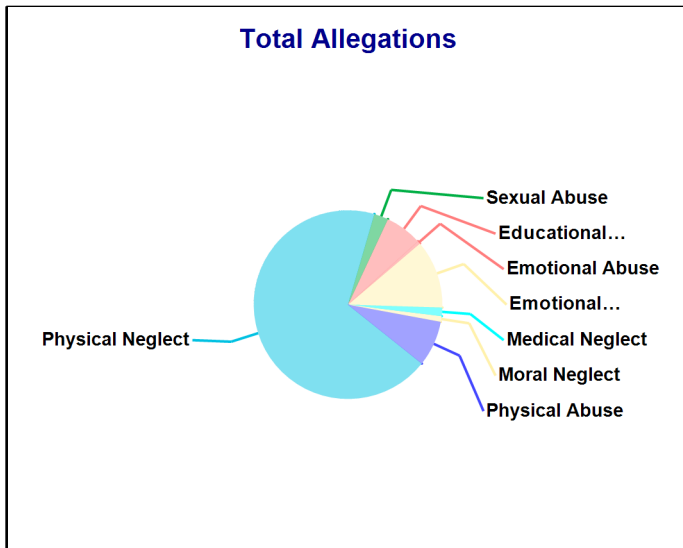
Accepted Reports: 84

Substantiated Reports: 20

Substantiation Rate: 24 %

Allegations	Total	Substantiated	Substantiation Rate
Physical Abuse	16	-	-
Educational Neglect	13	<=10	10 - 20 %
Emotional Neglect	24	<=10	30 - 40 %
High Risk Newborn	-	-	-
Medical Neglect	<=10	<=10	30 - 40 %
At Risk	-	-	-
Physical Neglect	141	42	30 %
Sexual Abuse	<=10	-	0 - 10 %
Emotional Abuse	<=10	-	0 - 10 %
Human_Trafficking	-	-	-
Moral Neglect	<=10	-	0 - 10 %
Total Allegations	205	53	26 %

Children Substantiated as Abuse/Neglect/Uncared for: 24



State of Connecticut
 Department of Children and Families
 Town Pages
 State Fiscal Year: 2020

Number of Accepted Reports and allegations to DCF
 Town: SHELTON

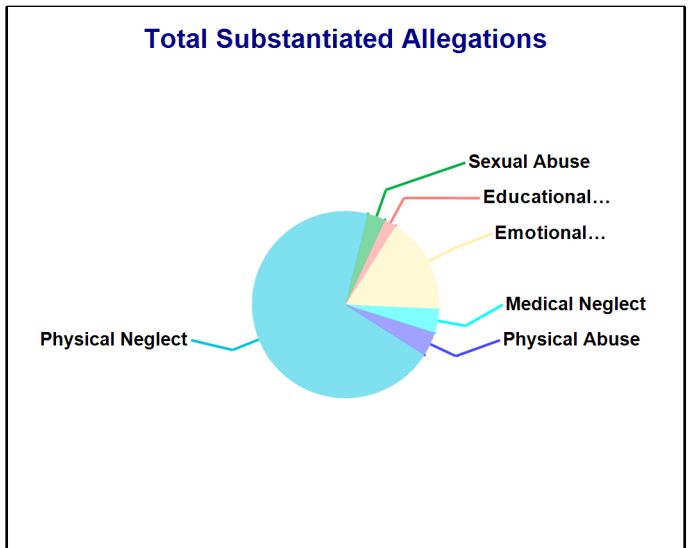
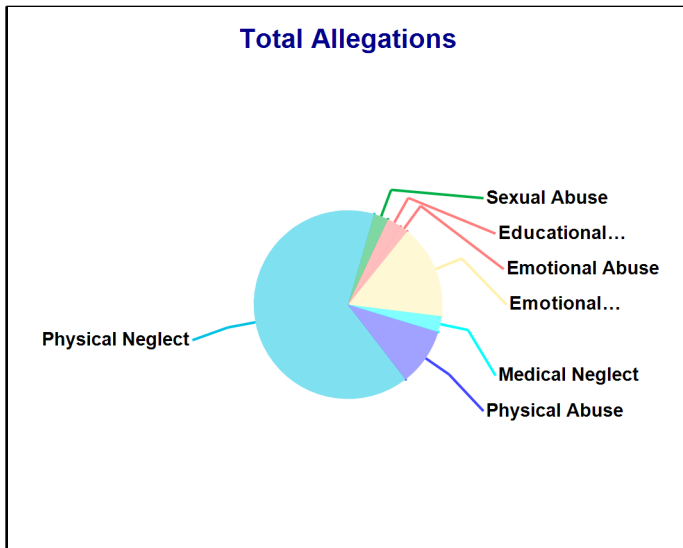
Accepted Reports: 163

Substantiated Reports: 33

Substantiation Rate: 20 %

Allegations	Total	Substantiated	Substantiation Rate
Physical Abuse	36	<=10	10 - 20 %
Educational Neglect	<=10	<=10	20 - 30 %
Emotional Neglect	59	16	27 %
High Risk Newborn	-	-	-
Medical Neglect	<=10	<=10	30 - 40 %
At Risk	-	-	-
Physical Neglect	237	67	28 %
Sexual Abuse	<=10	<=10	30 - 40 %
Emotional Abuse	<=10	-	0 - 10 %
Human_Trafficking	-	-	-
Moral Neglect	-	-	-
Total Allegations	365	96	26 %

Children Substantiated as Abuse/Neglect/Uncared for: 44



State of Connecticut
 Department of Children and Families
 Town Pages
 State Fiscal Year: 2020

Number of Accepted Reports and allegations to DCF
 Town: SOUTH WINDSOR

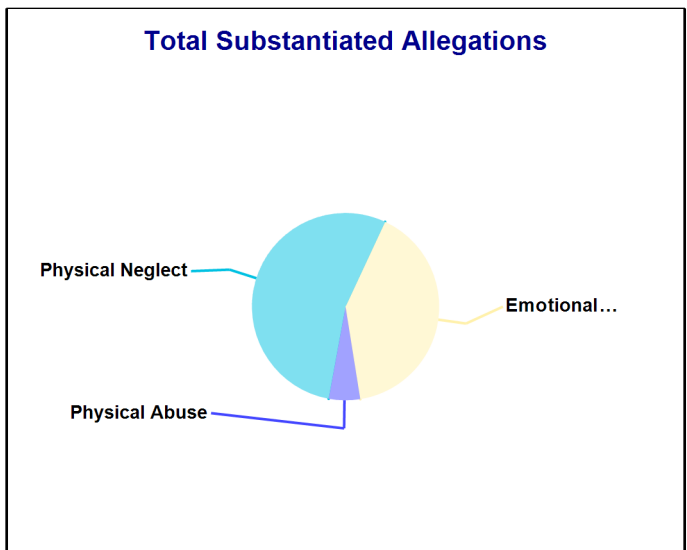
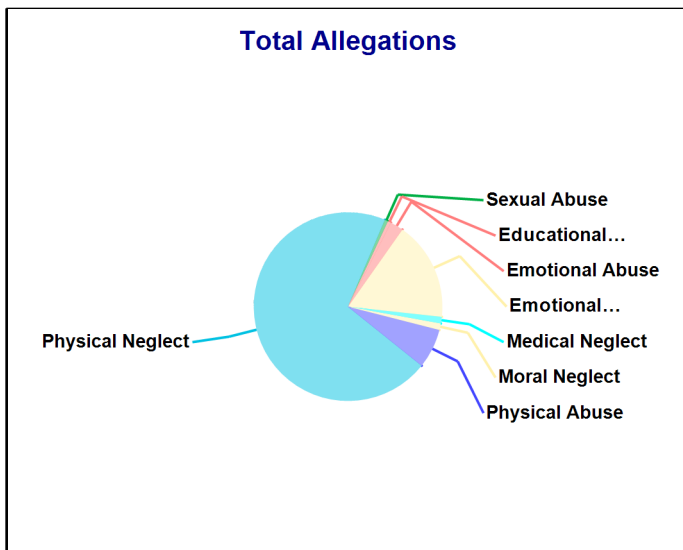
Accepted Reports: 72

Substantiated Reports: 14

Substantiation Rate: 19 %

Allegations	Total	Substantiated	Substantiation Rate
Physical Abuse	12	<=10	10 - 20 %
Educational Neglect	<=10	-	0 - 10 %
Emotional Neglect	30	15	50 %
High Risk Newborn	-	-	-
Medical Neglect	<=10	-	0 - 10 %
At Risk	-	-	-
Physical Neglect	125	20	16 %
Sexual Abuse	<=10	-	0 - 10 %
Emotional Abuse	<=10	-	0 - 10 %
Human_Trafficking	-	-	-
Moral Neglect	<=10	-	0 - 10 %
Total Allegations	177	37	21 %

Children Substantiated as Abuse/Neglect/Uncared for: 17



State of Connecticut
 Department of Children and Families
 Town Pages
 State Fiscal Year: 2020

Number of Accepted Reports and allegations to DCF
 Town: SOUTHBURY

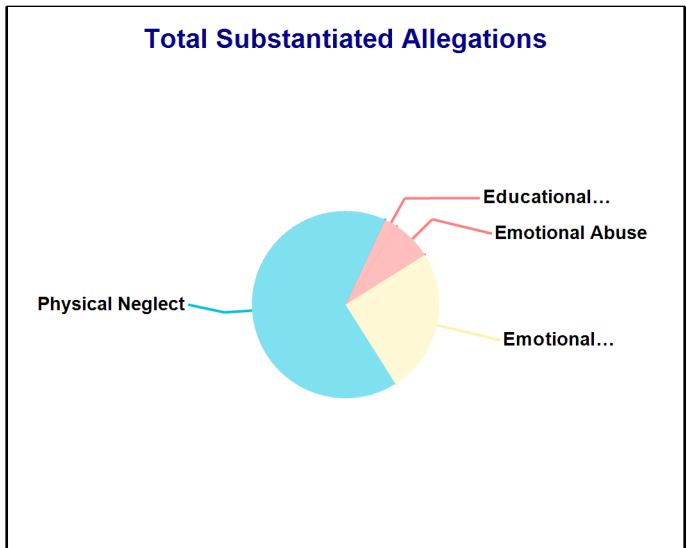
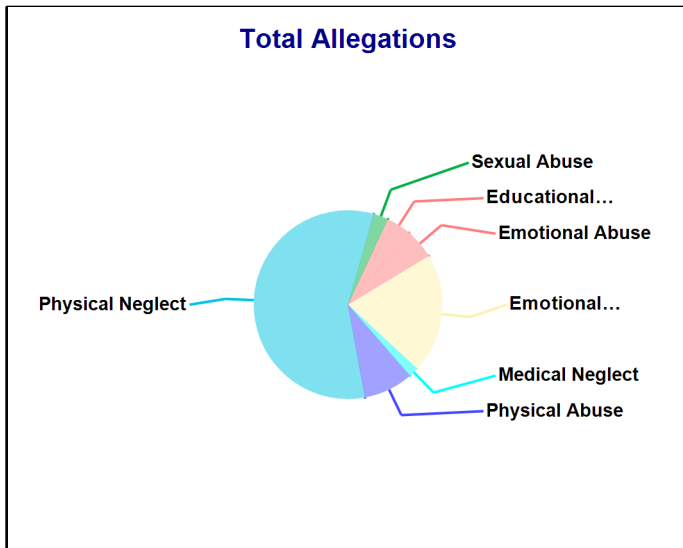
Accepted Reports: 43

Substantiated Reports: 10

Substantiation Rate: 23 %

Allegations	Total	Substantiated	Substantiation Rate
Physical Abuse	<=10	-	0 - 10 %
Educational Neglect	<=10	<=10	10 - 20 %
Emotional Neglect	24	11	46 %
High Risk Newborn	-	-	-
Medical Neglect	<=10	-	0 - 10 %
At Risk	-	-	-
Physical Neglect	67	29	43 %
Sexual Abuse	<=10	-	0 - 10 %
Emotional Abuse	<=10	<=10	40 - 50 %
Human_Trafficking	-	-	-
Moral Neglect	-	-	-
Total Allegations	117	44	38 %

Children Substantiated as Abuse/Neglect/Uncared for: 15



State of Connecticut
 Department of Children and Families
 Town Pages
 State Fiscal Year: 2020

Number of Accepted Reports and allegations to DCF
 Town: SOUTHINGTON

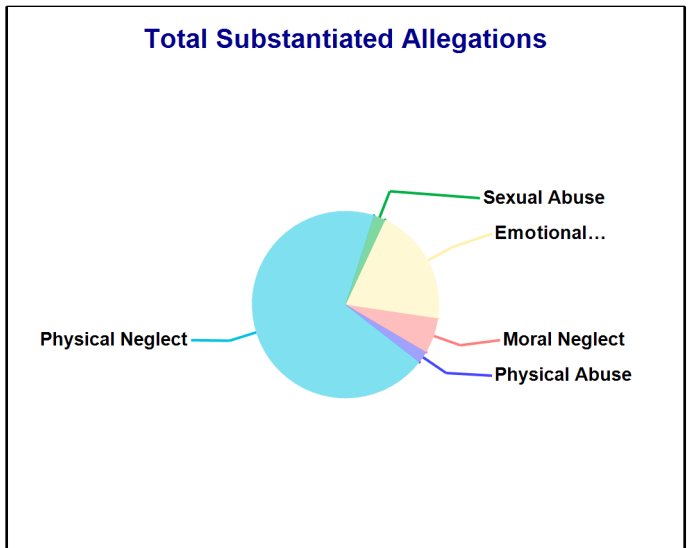
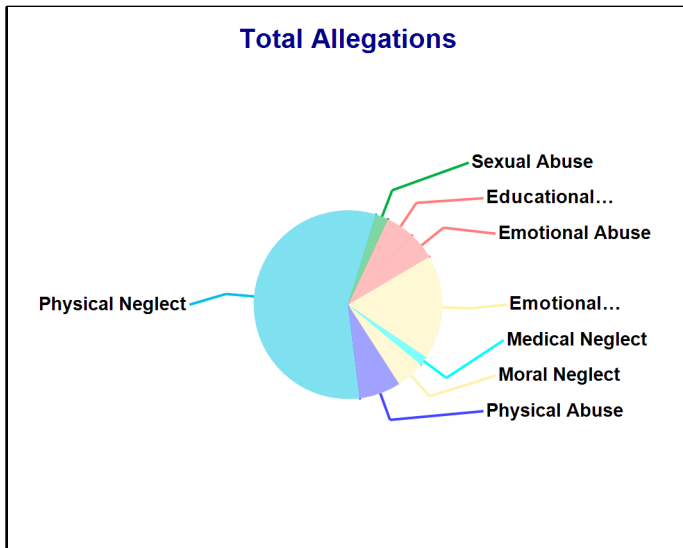
Accepted Reports: 167

Substantiated Reports: 26

Substantiation Rate: 16 %

Allegations	Total	Substantiated	Substantiation Rate
Physical Abuse	23	<=10	0 - 10 %
Educational Neglect	16	-	-
Emotional Neglect	58	<=10	10 - 20 %
High Risk Newborn	-	-	-
Medical Neglect	<=10	-	0 - 10 %
At Risk	-	-	-
Physical Neglect	184	34	18 %
Sexual Abuse	<=10	<=10	10 - 20 %
Emotional Abuse	15	-	-
Human_Trafficking	-	-	-
Moral Neglect	16	<=10	10 - 20 %
Total Allegations	324	49	15 %

Children Substantiated as Abuse/Neglect/Uncared for: 34



State of Connecticut
 Department of Children and Families
 Town Pages
 State Fiscal Year: 2020

Number of Accepted Reports and allegations to DCF
 Town: STAFFORD

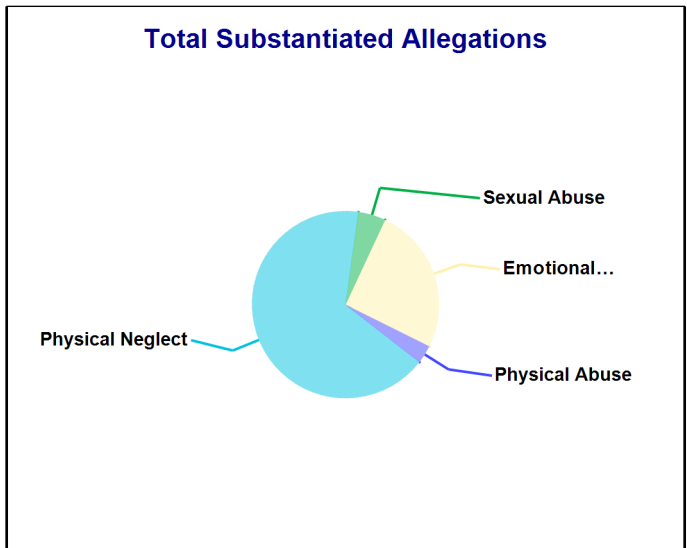
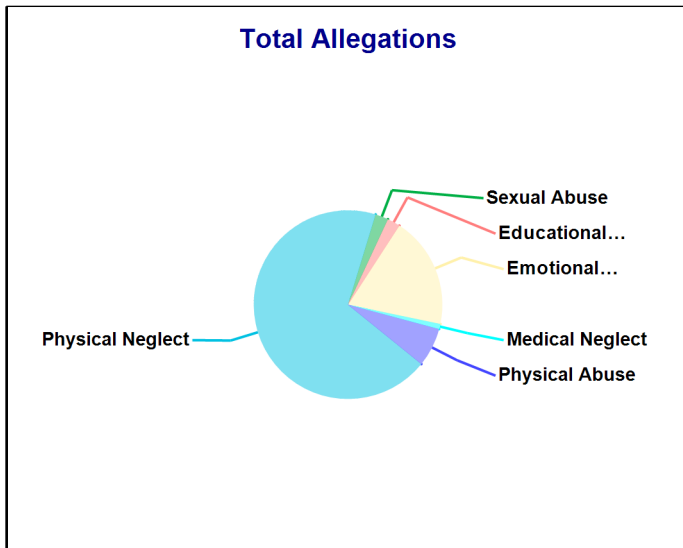
Accepted Reports: 96

Substantiated Reports: 24

Substantiation Rate: 25 %

Allegations	Total	Substantiated	Substantiation Rate
Physical Abuse	15	<=10	10 - 20 %
Educational Neglect	<=10	-	0 - 10 %
Emotional Neglect	43	16	37 %
High Risk Newborn	-	-	-
Medical Neglect	<=10	-	0 - 10 %
At Risk	-	-	-
Physical Neglect	155	42	27 %
Sexual Abuse	<=10	<=10	50 - 60 %
Emotional Abuse	-	-	-
Human_Trafficking	-	-	-
Moral Neglect	-	-	-
Total Allegations	225	63	28 %

Children Substantiated as Abuse/Neglect/Uncared for: 32



State of Connecticut
 Department of Children and Families
 Town Pages
 State Fiscal Year: 2020

Number of Accepted Reports and allegations to DCF
 Town: STAMFORD

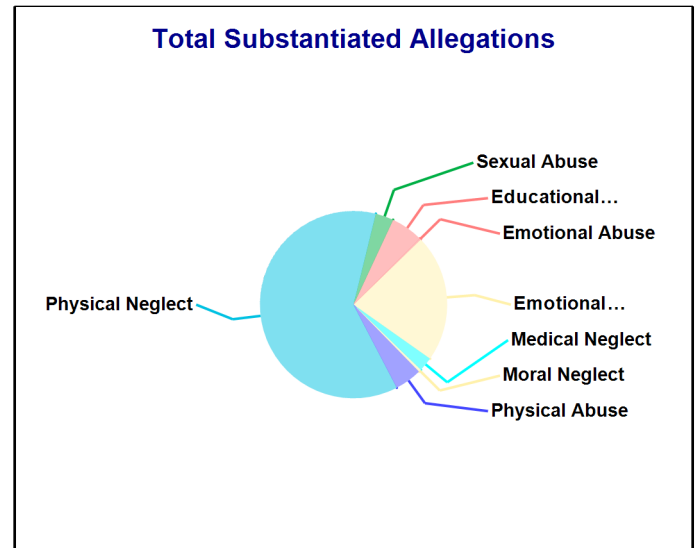
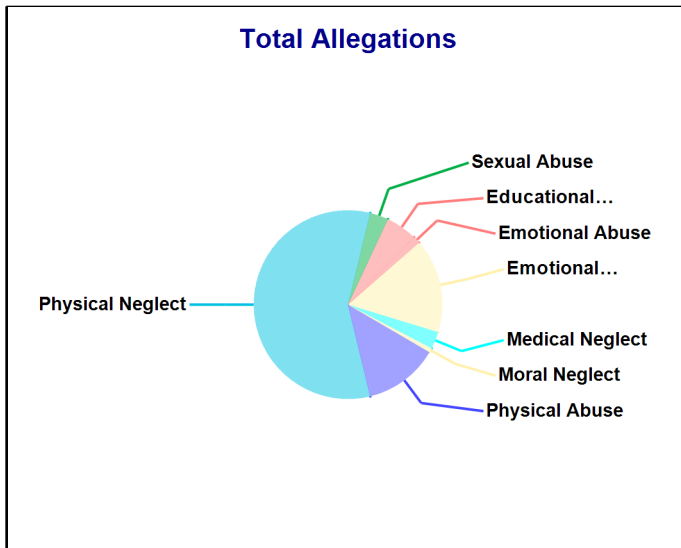
Accepted Reports: 632

Substantiated Reports: 202

Substantiation Rate: 32 %

Allegations	Total	Substantiated	Substantiation Rate
Physical Abuse	166	21	13 %
Educational Neglect	70	25	36 %
Emotional Neglect	209	99	47 %
High Risk Newborn	-	-	-
Medical Neglect	38	11	29 %
At Risk	-	-	-
Physical Neglect	746	276	37 %
Sexual Abuse	41	14	34 %
Emotional Abuse	16	<=10	0 - 10 %
Human_Trafficking	-	-	-
Moral Neglect	<=10	<=10	10 - 20 %
Total Allegations	1,296	449	35 %

Children Substantiated as Abuse/Neglect/Uncared for: 278



State of Connecticut
 Department of Children and Families
 Town Pages
 State Fiscal Year: 2020

Number of Accepted Reports and allegations to DCF
 Town: STONINGTON

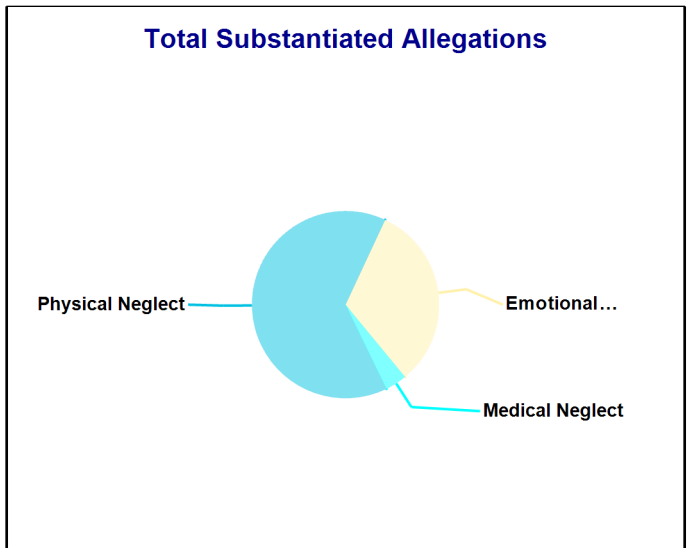
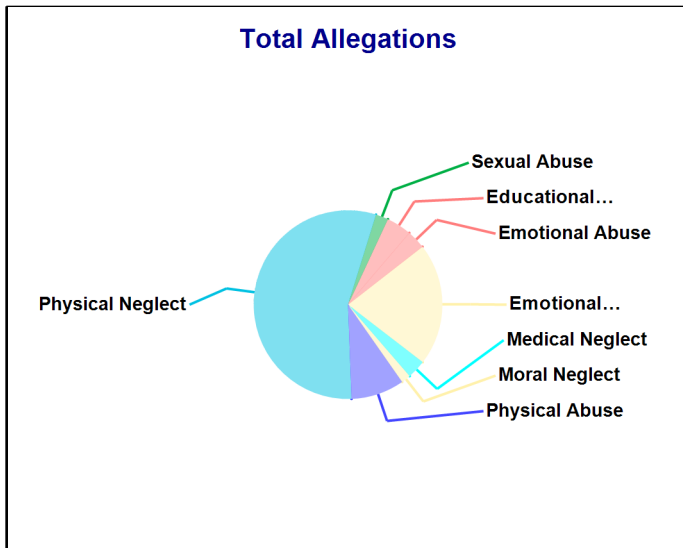
Accepted Reports: 80

Substantiated Reports: 11

Substantiation Rate: 14 %

Allegations	Total	Substantiated	Substantiation Rate
Physical Abuse	17	-	-
Educational Neglect	<=10	-	0 - 10 %
Emotional Neglect	39	17	44 %
High Risk Newborn	-	-	-
Medical Neglect	<=10	<=10	30 - 40 %
At Risk	-	-	-
Physical Neglect	103	34	33 %
Sexual Abuse	<=10	-	0 - 10 %
Emotional Abuse	<=10	-	0 - 10 %
Human_Trafficking	-	-	-
Moral Neglect	<=10	-	0 - 10 %
Total Allegations	186	53	28 %

Children Substantiated as Abuse/Neglect/Uncared for: 17



State of Connecticut
 Department of Children and Families
 Town Pages
 State Fiscal Year: 2020

Number of Accepted Reports and allegations to DCF
 Town: STRATFORD


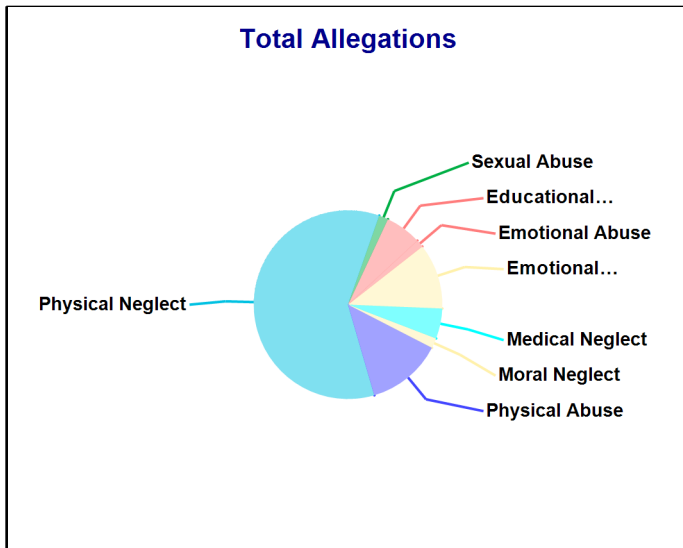
Accepted Reports: 305

Substantiated Reports: 69

Substantiation Rate: 23 %

Allegations	Total	Substantiated	Substantiation Rate
Physical Abuse	90	<=10	0 - 10 %
Educational Neglect	43	15	35 %
Emotional Neglect	78	19	24 %
High Risk Newborn	-	-	-
Medical Neglect	36	16	44 %
At Risk	-	-	-
Physical Neglect	416	97	23 %
Sexual Abuse	11	<=10	40 - 50 %
Emotional Abuse	<=10	<=10	30 - 40 %
Human_Trafficking	-	-	-
Moral Neglect	12	<=10	60 - 70 %
Total Allegations	695	172	25 %

Children Substantiated as Abuse/Neglect/Uncared for: 99



State of Connecticut
 Department of Children and Families
 Town Pages
 State Fiscal Year: 2020

Number of Accepted Reports and allegations to DCF
 Town: SUFFIELD

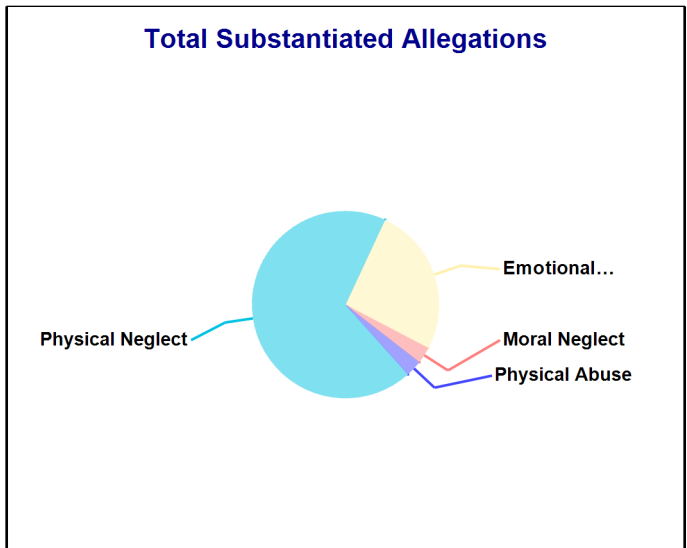
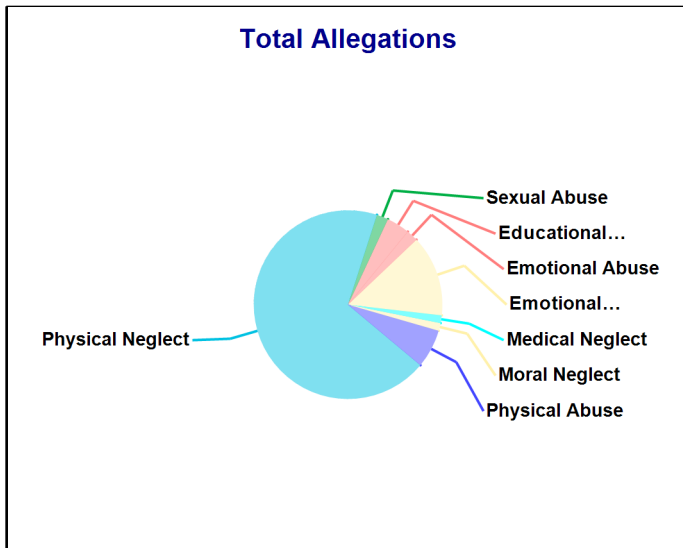
Accepted Reports: 55

Substantiated Reports: 9

Substantiation Rate: 16 %

Allegations	Total	Substantiated	Substantiation Rate
Physical Abuse	<=10	<=10	0 - 10 %
Educational Neglect	<=10	-	0 - 10 %
Emotional Neglect	21	<=10	40 - 50 %
High Risk Newborn	-	-	-
Medical Neglect	<=10	-	0 - 10 %
At Risk	-	-	-
Physical Neglect	104	24	23 %
Sexual Abuse	<=10	-	0 - 10 %
Emotional Abuse	<=10	-	0 - 10 %
Human_Trafficking	-	-	-
Moral Neglect	<=10	<=10	40 - 50 %
Total Allegations	151	35	23 %

Children Substantiated as Abuse/Neglect/Uncared for: 15



State of Connecticut
 Department of Children and Families
 Town Pages
 State Fiscal Year: 2020

Number of Accepted Reports and allegations to DCF
 Town: THOMASTON

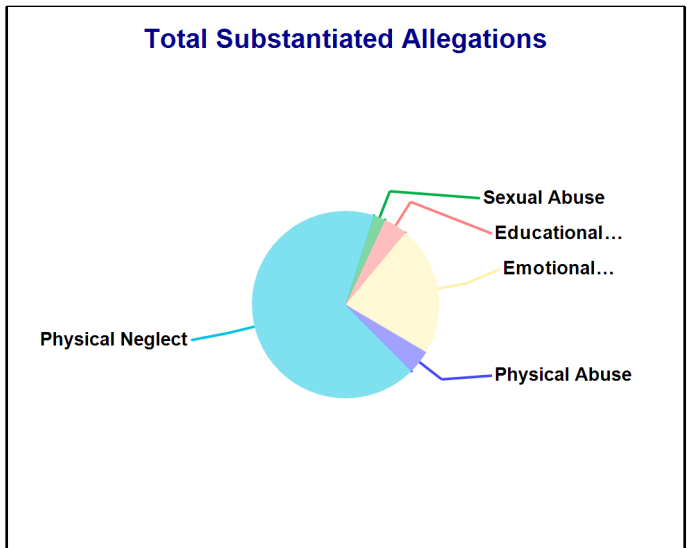
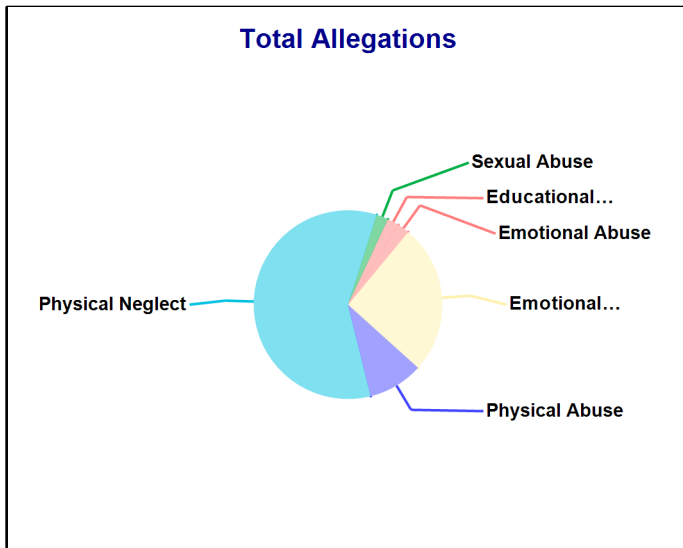
Accepted Reports: 52

Substantiated Reports: 10

Substantiation Rate: 19 %

Allegations	Total	Substantiated	Substantiation Rate
Physical Abuse	14	<=10	10 - 20 %
Educational Neglect	<=10	<=10	60 - 70 %
Emotional Neglect	38	11	29 %
High Risk Newborn	-	-	-
Medical Neglect	-	-	-
At Risk	-	-	-
Physical Neglect	87	33	38 %
Sexual Abuse	<=10	<=10	30 - 40 %
Emotional Abuse	<=10	-	0 - 10 %
Human_Trafficking	-	-	-
Moral Neglect	-	-	-
Total Allegations	148	49	33 %

Children Substantiated as Abuse/Neglect/Uncared for: 14



State of Connecticut
 Department of Children and Families
 Town Pages
 State Fiscal Year: 2020

Number of Accepted Reports and allegations to DCF
 Town: THOMPSON

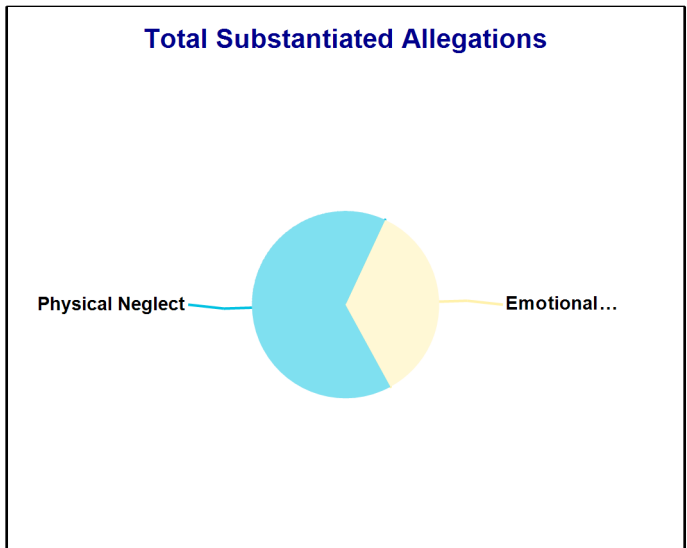
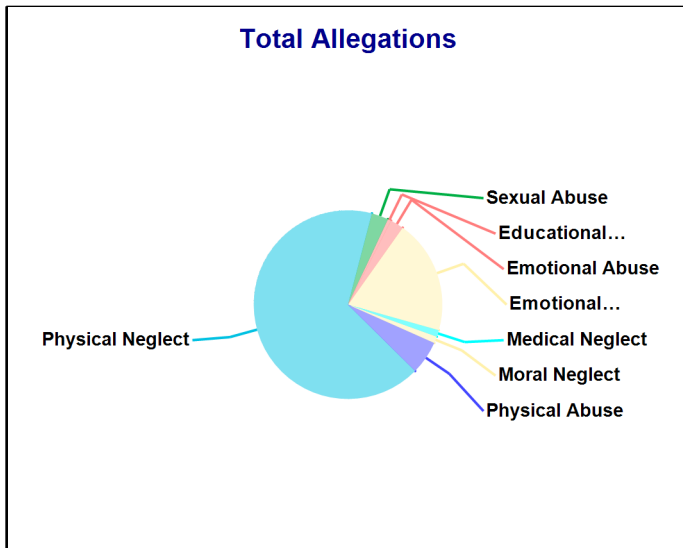
Accepted Reports: 54

Substantiated Reports: 12

Substantiation Rate: 22 %

Allegations	Total	Substantiated	Substantiation Rate
Physical Abuse	<=10	-	0 - 10 %
Educational Neglect	<=10	-	0 - 10 %
Emotional Neglect	34	20	59 %
High Risk Newborn	-	-	-
Medical Neglect	<=10	-	0 - 10 %
At Risk	-	-	-
Physical Neglect	116	37	32 %
Sexual Abuse	<=10	-	0 - 10 %
Emotional Abuse	<=10	-	0 - 10 %
Human_Trafficking	-	-	-
Moral Neglect	<=10	-	0 - 10 %
Total Allegations	174	57	33 %

Children Substantiated as Abuse/Neglect/Uncared for: 23



State of Connecticut
 Department of Children and Families
 Town Pages
 State Fiscal Year: 2020

Number of Accepted Reports and allegations to DCF
 Town: TORRINGTON


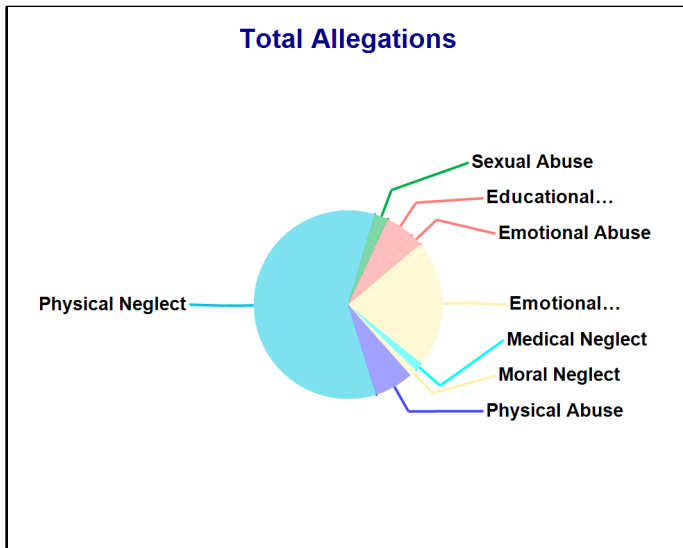
Accepted Reports: 306

Substantiated Reports: 59

Substantiation Rate: 19 %

Allegations	Total	Substantiated	Substantiation Rate
Physical Abuse	54	12	22 %
Educational Neglect	39	<=10	20 - 30 %
Emotional Neglect	176	90	51 %
High Risk Newborn	-	-	-
Medical Neglect	12	<=10	10 - 20 %
At Risk	-	-	-
Physical Neglect	479	131	27 %
Sexual Abuse	19	<=10	30 - 40 %
Emotional Abuse	17	<=10	20 - 30 %
Human_Trafficking	-	-	-
Moral Neglect	<=10	-	0 - 10 %
Total Allegations	806	254	32 %

Children Substantiated as Abuse/Neglect/Uncared for: 93



State of Connecticut
 Department of Children and Families
 Town Pages
 State Fiscal Year: 2020

Number of Accepted Reports and allegations to DCF
 Town: TRUMBULL

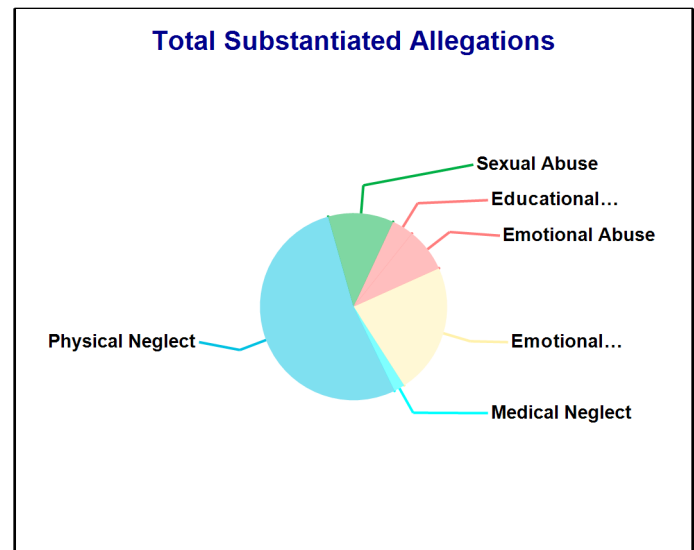
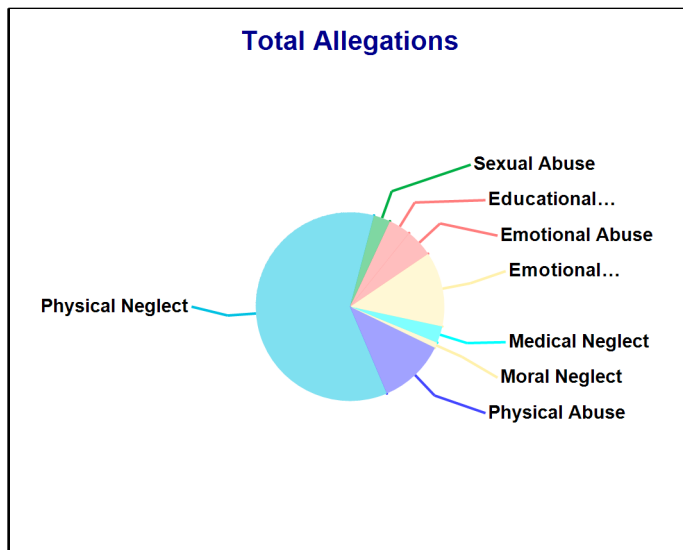
Accepted Reports: 91

Substantiated Reports: 22

Substantiation Rate: 24 %

Allegations	Total	Substantiated	Substantiation Rate
Physical Abuse	24	-	-
Educational Neglect	<=10	<=10	20 - 30 %
Emotional Neglect	27	12	44 %
High Risk Newborn	-	-	-
Medical Neglect	<=10	<=10	10 - 20 %
At Risk	-	-	-
Physical Neglect	127	28	22 %
Sexual Abuse	<=10	<=10	90 - 100 %
Emotional Abuse	<=10	<=10	30 - 40 %
Human_Trafficking	-	-	-
Moral Neglect	<=10	-	0 - 10 %
Total Allegations	210	53	25 %

Children Substantiated as Abuse/Neglect/Uncared for: 34



State of Connecticut
 Department of Children and Families
 Town Pages
 State Fiscal Year: 2020

Number of Accepted Reports and allegations to DCF
 Town: VERNON

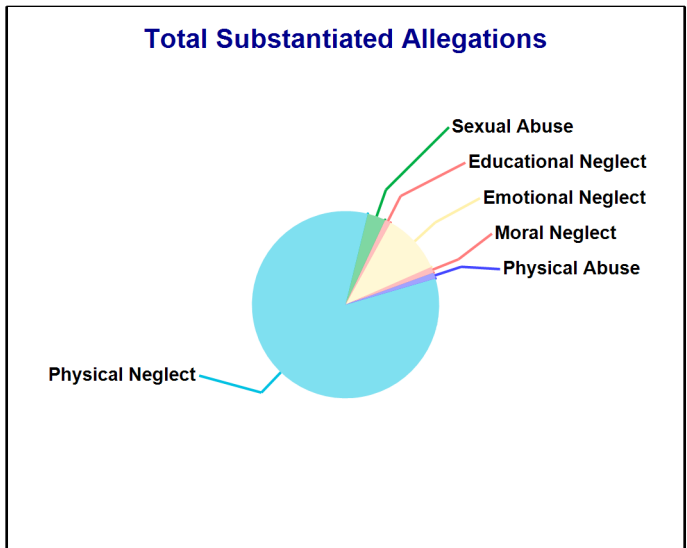
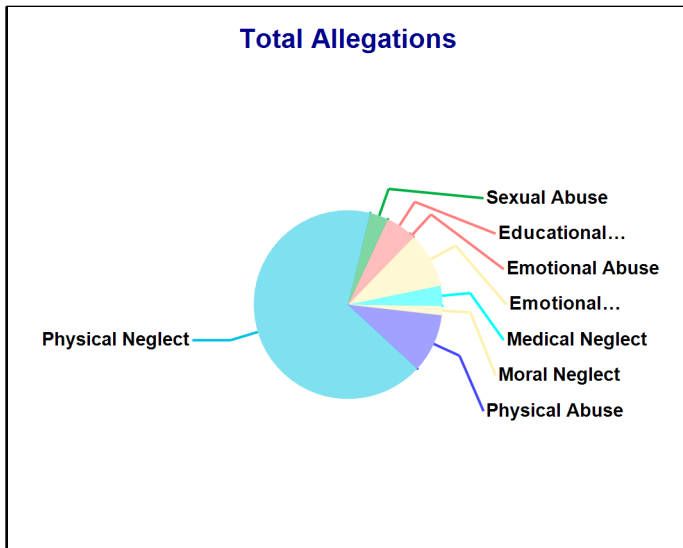
Accepted Reports: 321

Substantiated Reports: 37

Substantiation Rate: 12 %

Allegations	Total	Substantiated	Substantiation Rate
Physical Abuse	70	<=10	0 - 10 %
Educational Neglect	31	<=10	0 - 10 %
Emotional Neglect	66	<=10	10 - 20 %
High Risk Newborn	-	-	-
Medical Neglect	24	-	-
At Risk	-	-	-
Physical Neglect	465	80	17 %
Sexual Abuse	22	<=10	10 - 20 %
Emotional Abuse	<=10	-	0 - 10 %
Human_Trafficking	-	-	-
Moral Neglect	11	<=10	0 - 10 %
Total Allegations	695	96	14 %

Children Substantiated as Abuse/Neglect/Uncared for: 51



State of Connecticut
 Department of Children and Families
 Town Pages
 State Fiscal Year: 2020

Number of Accepted Reports and allegations to DCF
 Town: WALLINGFORD

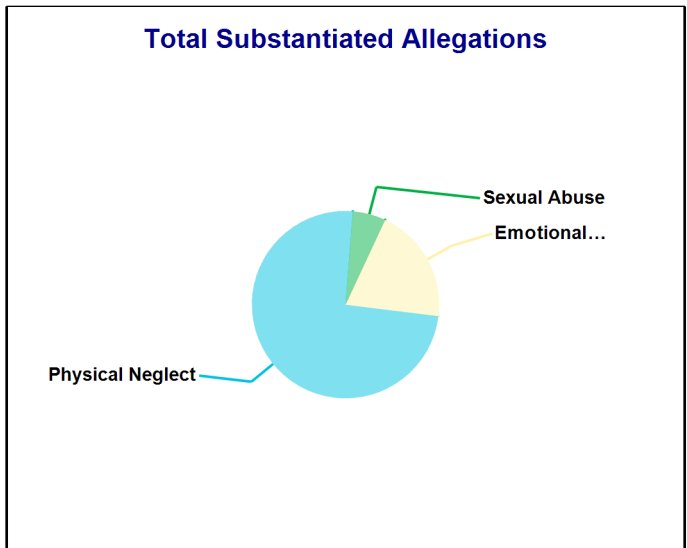
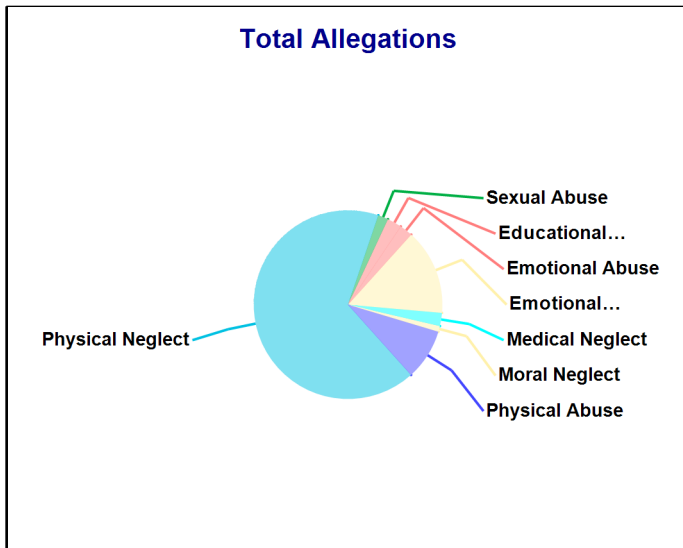
Accepted Reports: 175

Substantiated Reports: 21

Substantiation Rate: 12 %

Allegations	Total	Substantiated	Substantiation Rate
Physical Abuse	35	-	-
Educational Neglect	<=10	-	0 - 10 %
Emotional Neglect	59	<=10	10 - 20 %
High Risk Newborn	-	-	-
Medical Neglect	<=10	-	0 - 10 %
At Risk	-	-	-
Physical Neglect	268	26	10 %
Sexual Abuse	<=10	<=10	20 - 30 %
Emotional Abuse	<=10	-	0 - 10 %
Human_Trafficking	-	-	-
Moral Neglect	<=10	-	0 - 10 %
Total Allegations	401	35	9 %

Children Substantiated as Abuse/Neglect/Uncared for: 27



State of Connecticut
 Department of Children and Families
 Town Pages
 State Fiscal Year: 2020

Number of Accepted Reports and allegations to DCF
 Town: WATERBURY

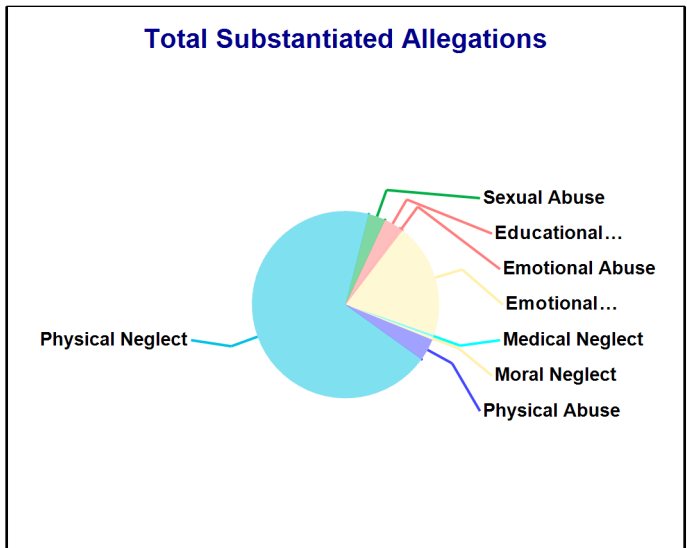
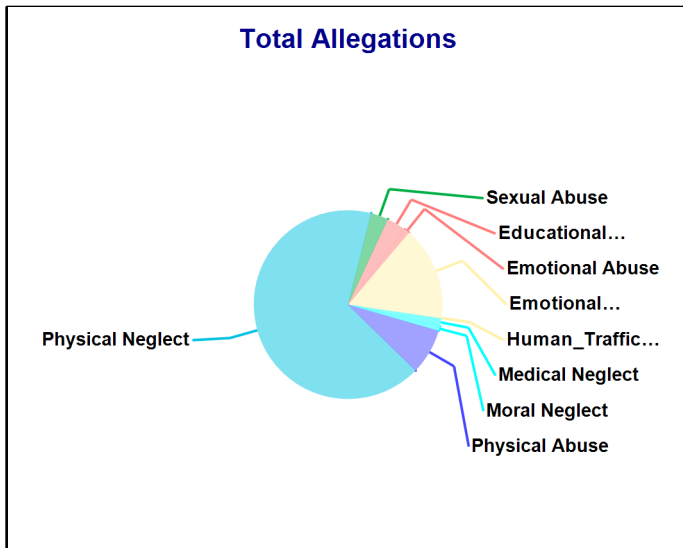
Accepted Reports: 1,312

Substantiated Reports: 301

Substantiation Rate: 23 %

Allegations	Total	Substantiated	Substantiation Rate
Physical Abuse	305	55	18 %
Educational Neglect	131	42	32 %
Emotional Neglect	626	289	46 %
High Risk Newborn	-	-	-
Medical Neglect	54	<=10	0 - 10 %
At Risk	-	-	-
Physical Neglect	2,595	1,003	39 %
Sexual Abuse	117	43	37 %
Emotional Abuse	33	<=10	20 - 30 %
Human_Trafficking	<=10	-	0 - 10 %
Moral Neglect	30	<=10	20 - 30 %
Total Allegations	3,894	1,452	37 %

Children Substantiated as Abuse/Neglect/Uncaared for: 461



State of Connecticut
 Department of Children and Families
 Town Pages
 State Fiscal Year: 2020

Number of Accepted Reports and allegations to DCF
 Town: WATERFORD

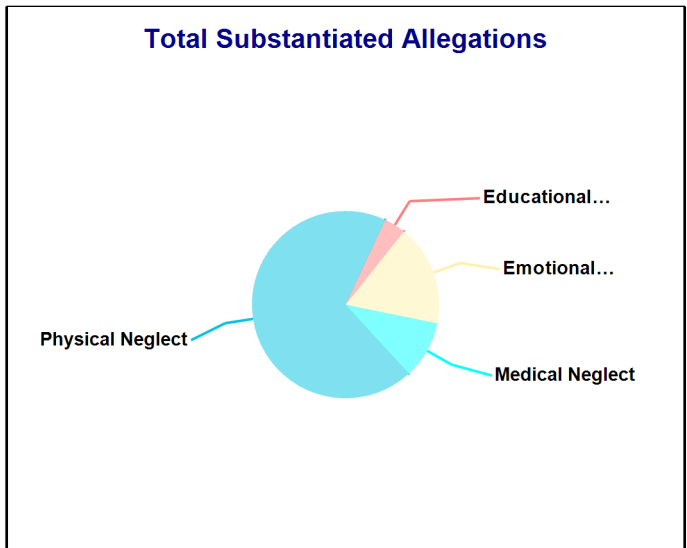
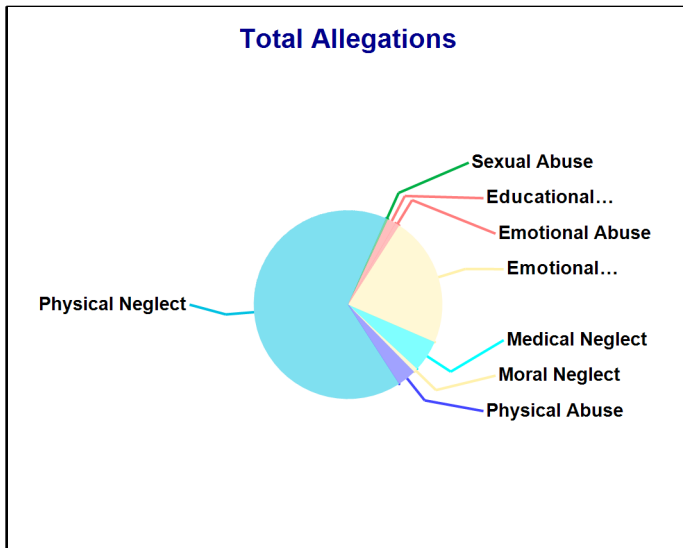
Accepted Reports: 79

Substantiated Reports: 11

Substantiation Rate: 14 %

Allegations	Total	Substantiated	Substantiation Rate
Physical Abuse	<=10	-	0 - 10 %
Educational Neglect	<=10	<=10	70 - 80 %
Emotional Neglect	62	14	23 %
High Risk Newborn	-	-	-
Medical Neglect	15	<=10	50 - 60 %
At Risk	-	-	-
Physical Neglect	182	55	30 %
Sexual Abuse	<=10	-	0 - 10 %
Emotional Abuse	<=10	-	0 - 10 %
Human_Trafficking	-	-	-
Moral Neglect	<=10	-	0 - 10 %
Total Allegations	277	80	29 %

Children Substantiated as Abuse/Neglect/Uncared for: 18



State of Connecticut
 Department of Children and Families
 Town Pages
 State Fiscal Year: 2020

Number of Accepted Reports and allegations to DCF
 Town: WATERTOWN

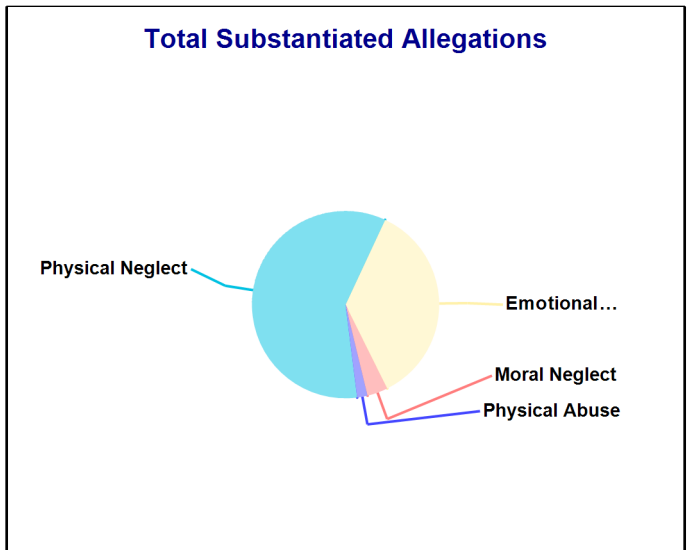
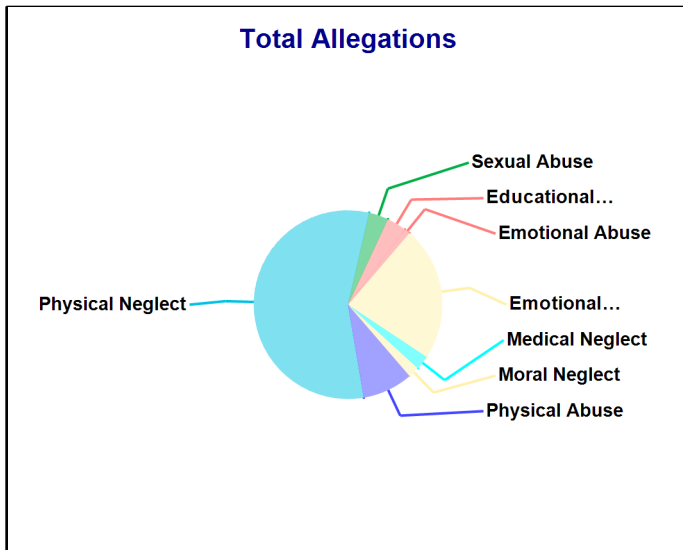
Accepted Reports: 86

Substantiated Reports: 19

Substantiation Rate: 22 %

Allegations	Total	Substantiated	Substantiation Rate
Physical Abuse	18	<=10	0 - 10 %
Educational Neglect	<=10	-	0 - 10 %
Emotional Neglect	48	20	42 %
High Risk Newborn	-	-	-
Medical Neglect	<=10	-	0 - 10 %
At Risk	-	-	-
Physical Neglect	117	33	28 %
Sexual Abuse	<=10	-	0 - 10 %
Emotional Abuse	<=10	-	0 - 10 %
Human_Trafficking	-	-	-
Moral Neglect	<=10	<=10	40 - 50 %
Total Allegations	208	56	27 %

Children Substantiated as Abuse/Neglect/Uncared for: 23



State of Connecticut
 Department of Children and Families
 Town Pages
 State Fiscal Year: 2020

Number of Accepted Reports and allegations to DCF
 Town: WEST HARTFORD

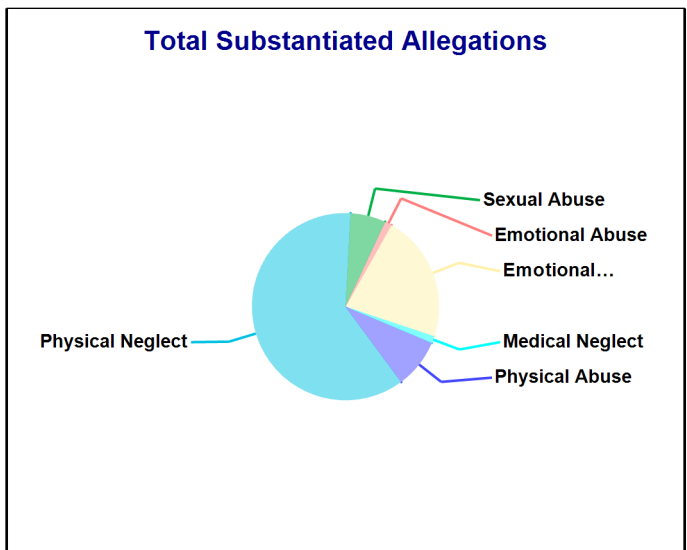
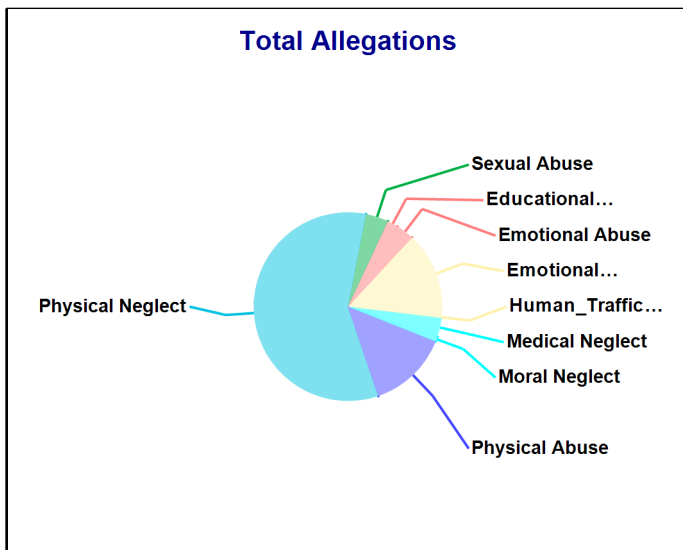
Accepted Reports: 241

Substantiated Reports: 30

Substantiation Rate: 12 %

Allegations	Total	Substantiated	Substantiation Rate
Physical Abuse	67	<=10	0 - 10 %
Educational Neglect	<=10	-	0 - 10 %
Emotional Neglect	72	18	25 %
High Risk Newborn	-	-	-
Medical Neglect	16	<=10	0 - 10 %
At Risk	-	-	-
Physical Neglect	283	50	18 %
Sexual Abuse	19	<=10	20 - 30 %
Emotional Abuse	15	<=10	0 - 10 %
Human_Trafficking	<=10	-	0 - 10 %
Moral Neglect	<=10	-	0 - 10 %
Total Allegations	486	82	17 %

Children Substantiated as Abuse/Neglect/Uncared for: 48



State of Connecticut
 Department of Children and Families
 Town Pages
 State Fiscal Year: 2020

Number of Accepted Reports and allegations to DCF
 Town: WEST HAVEN

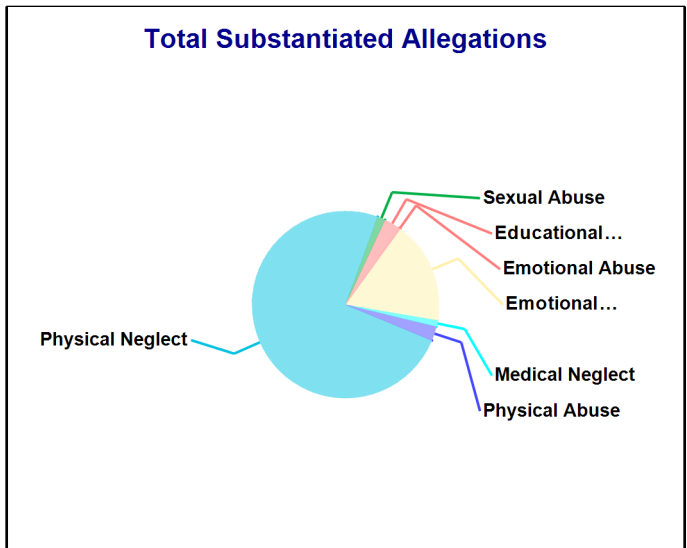
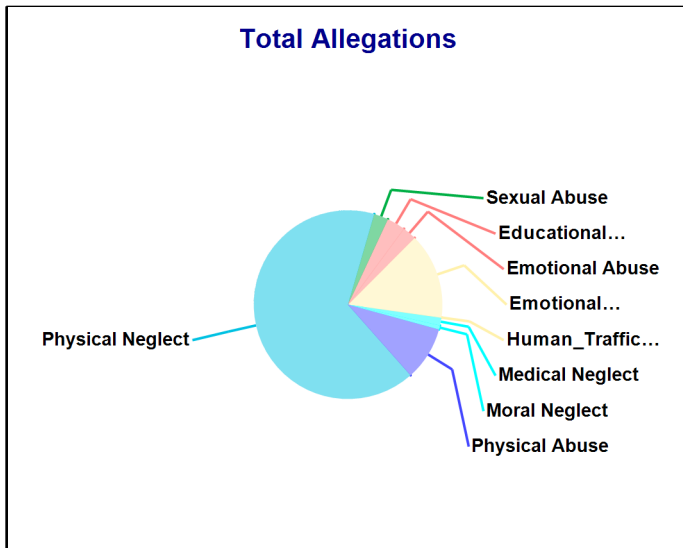
Accepted Reports: 447

Substantiated Reports: 131

Substantiation Rate: 29 %

Allegations	Total	Substantiated	Substantiation Rate
Physical Abuse	105	<=10	0 - 10 %
Educational Neglect	36	<=10	20 - 30 %
Emotional Neglect	167	64	38 %
High Risk Newborn	-	-	-
Medical Neglect	15	<=10	20 - 30 %
At Risk	-	-	-
Physical Neglect	752	269	36 %
Sexual Abuse	28	<=10	10 - 20 %
Emotional Abuse	27	<=10	0 - 10 %
Human_Trafficking	<=10	-	0 - 10 %
Moral Neglect	<=10	-	0 - 10 %
Total Allegations	1,139	362	32 %

Children Substantiated as Abuse/Neglect/Uncared for: 200



State of Connecticut
 Department of Children and Families
 Town Pages
 State Fiscal Year: 2020

Number of Accepted Reports and allegations to DCF
 Town: WESTPORT

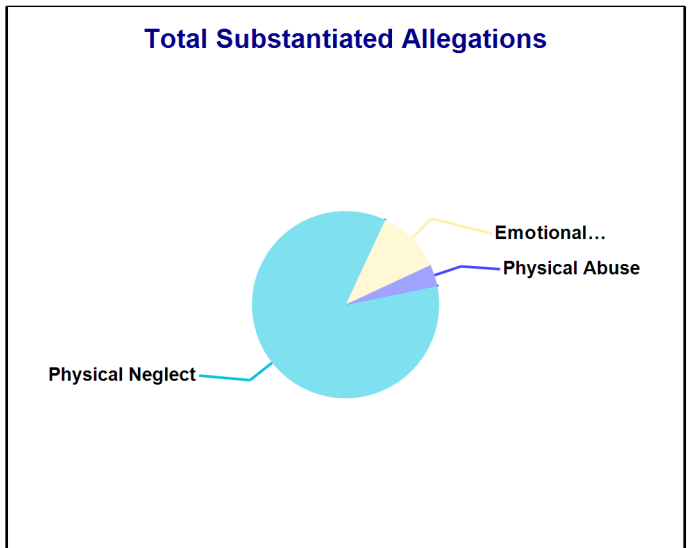
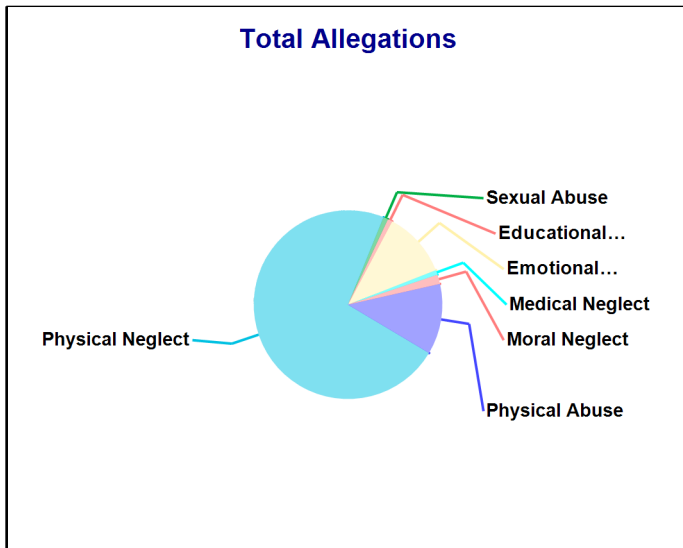
Accepted Reports: 54

Substantiated Reports: 10

Substantiation Rate: 19 %

Allegations	Total	Substantiated	Substantiation Rate
Physical Abuse	15	<=10	0 - 10 %
Educational Neglect	<=10	-	0 - 10 %
Emotional Neglect	14	<=10	20 - 30 %
High Risk Newborn	-	-	-
Medical Neglect	<=10	-	0 - 10 %
At Risk	-	-	-
Physical Neglect	90	23	26 %
Sexual Abuse	<=10	-	0 - 10 %
Emotional Abuse	-	-	-
Human_Trafficking	-	-	-
Moral Neglect	<=10	-	0 - 10 %
Total Allegations	124	27	22 %

Children Substantiated as Abuse/Neglect/Uncared for: 15



State of Connecticut
 Department of Children and Families
 Town Pages
 State Fiscal Year: 2020

Number of Accepted Reports and allegations to DCF
 Town: WETHERSFIELD

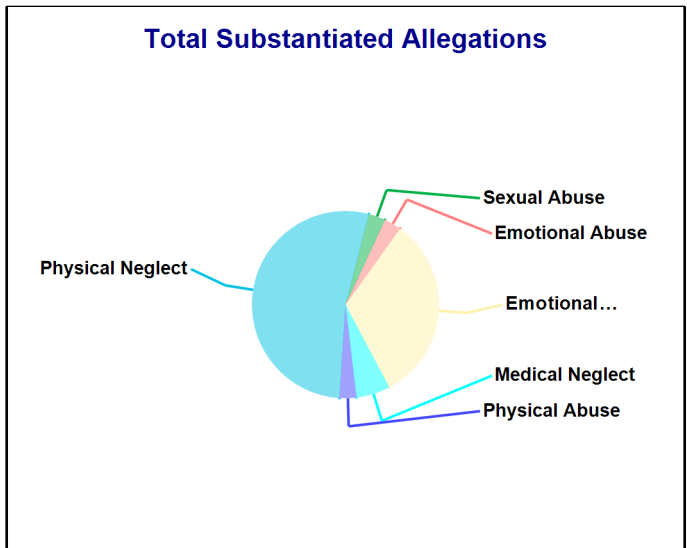
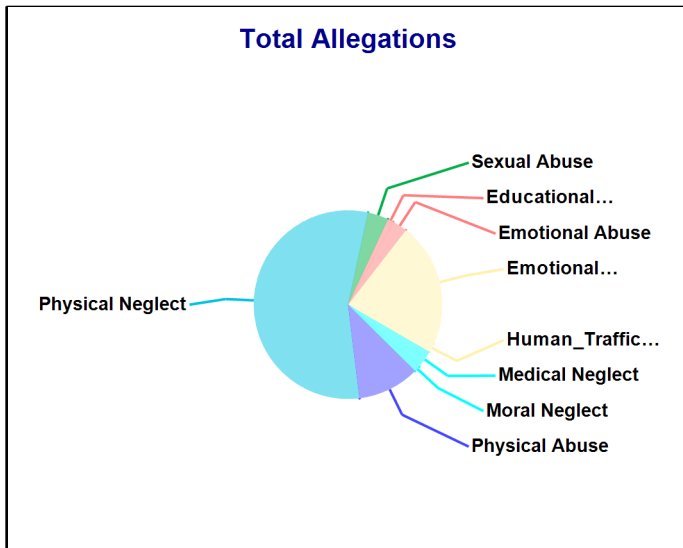
Accepted Reports: 95

Substantiated Reports: 18

Substantiation Rate: 19 %

Allegations	Total	Substantiated	Substantiation Rate
Physical Abuse	21	<=10	0 - 10 %
Educational Neglect	<=10	-	0 - 10 %
Emotional Neglect	42	11	26 %
High Risk Newborn	-	-	-
Medical Neglect	<=10	<=10	30 - 40 %
At Risk	-	-	-
Physical Neglect	109	18	17 %
Sexual Abuse	<=10	<=10	10 - 20 %
Emotional Abuse	<=10	<=10	10 - 20 %
Human_Trafficking	<=10	-	0 - 10 %
Moral Neglect	<=10	-	0 - 10 %
Total Allegations	197	34	17 %

Children Substantiated as Abuse/Neglect/Uncared for: 23



State of Connecticut
 Department of Children and Families
 Town Pages
 State Fiscal Year: 2020

Number of Accepted Reports and allegations to DCF
 Town: WINCHESTER

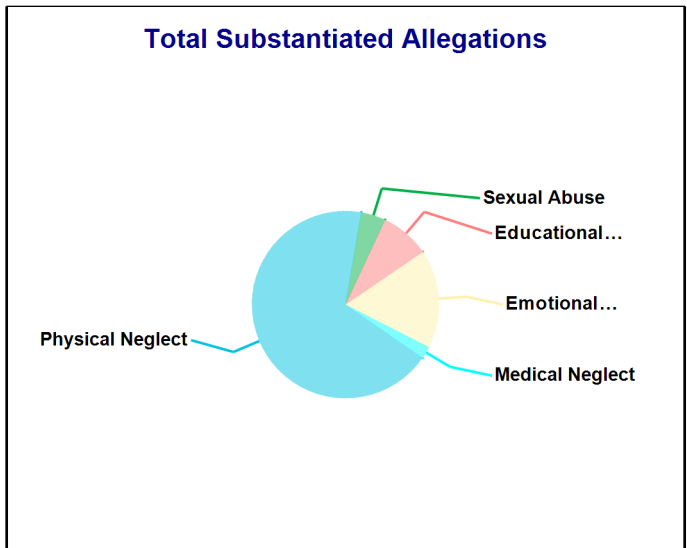
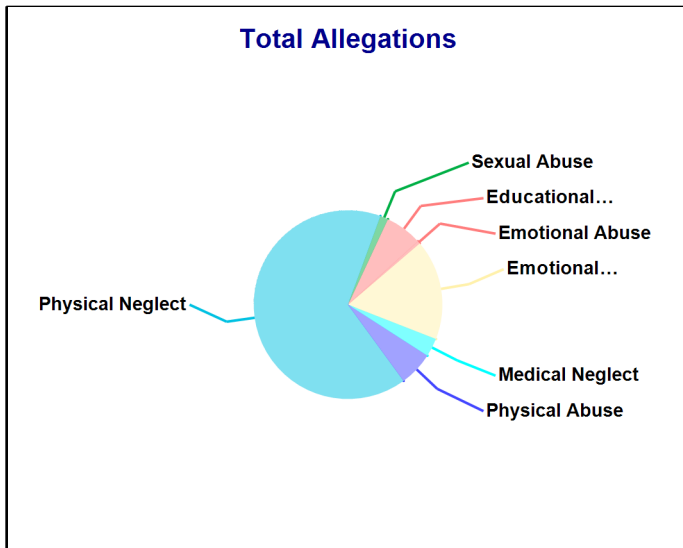
Accepted Reports: 109

Substantiated Reports: 16

Substantiation Rate: 15 %

Allegations	Total	Substantiated	Substantiation Rate
Physical Abuse	13	-	-
Educational Neglect	14	<=10	20 - 30 %
Emotional Neglect	38	<=10	20 - 30 %
High Risk Newborn	-	-	-
Medical Neglect	<=10	<=10	10 - 20 %
At Risk	-	-	-
Physical Neglect	145	32	22 %
Sexual Abuse	<=10	<=10	60 - 70 %
Emotional Abuse	<=10	-	0 - 10 %
Human_Trafficking	-	-	-
Moral Neglect	-	-	-
Total Allegations	221	47	21 %

Children Substantiated as Abuse/Neglect/Uncared for: 25



State of Connecticut
 Department of Children and Families
 Town Pages
 State Fiscal Year: 2020

Number of Accepted Reports and allegations to DCF
 Town: WINDHAM


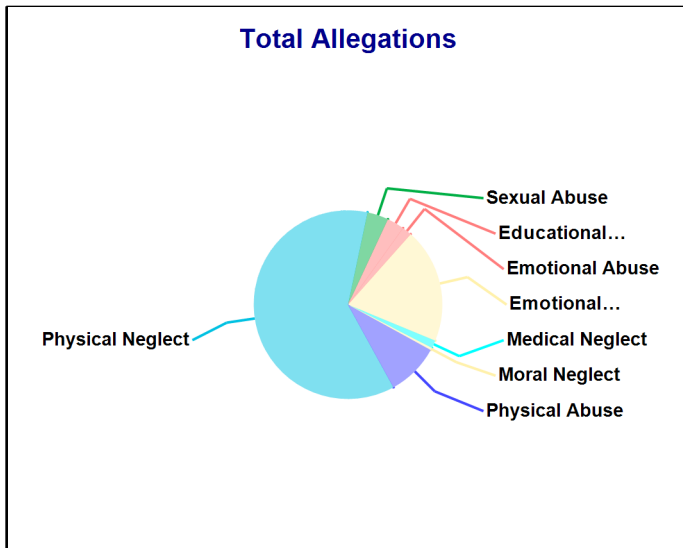
Accepted Reports: 324

Substantiated Reports: 70

Substantiation Rate: 22 %

Allegations	Total	Substantiated	Substantiation Rate
Physical Abuse	82	19	23 %
Educational Neglect	27	<=10	0 - 10 %
Emotional Neglect	179	68	38 %
High Risk Newborn	-	-	-
Medical Neglect	12	<=10	40 - 50 %
At Risk	-	-	-
Physical Neglect	558	164	29 %
Sexual Abuse	33	<=10	10 - 20 %
Emotional Abuse	15	<=10	40 - 50 %
Human_Trafficking	-	-	-
Moral Neglect	<=10	<=10	40 - 50 %
Total Allegations	910	270	30 %

Children Substantiated as Abuse/Neglect/Uncared for: 106



State of Connecticut
 Department of Children and Families
 Town Pages
 State Fiscal Year: 2020

Number of Accepted Reports and allegations to DCF
 Town: WINDSOR

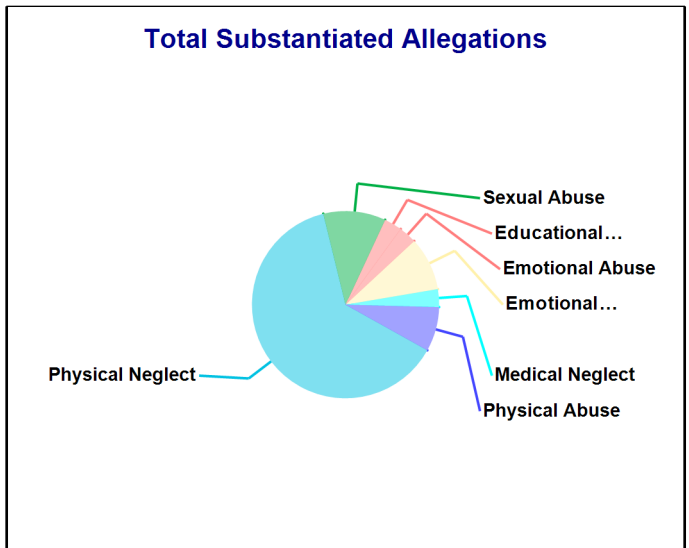
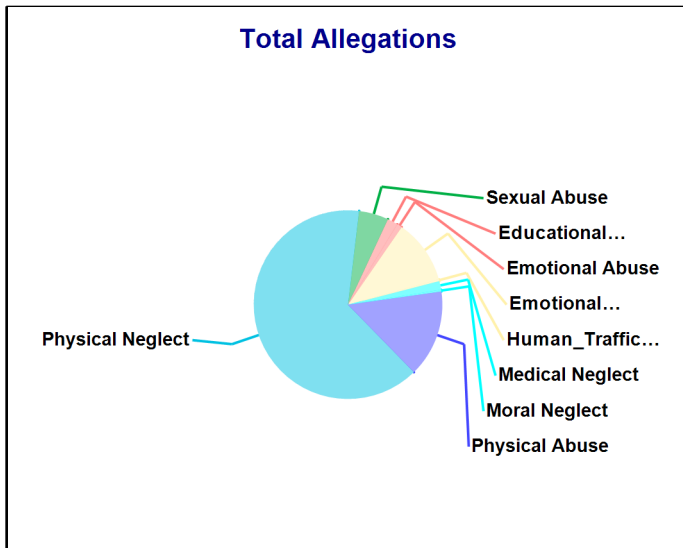
Accepted Reports: 148

Substantiated Reports: 28

Substantiation Rate: 19 %

Allegations	Total	Substantiated	Substantiation Rate
Physical Abuse	50	<=10	0 - 10 %
Educational Neglect	<=10	<=10	30 - 40 %
Emotional Neglect	37	<=10	10 - 20 %
High Risk Newborn	-	-	-
Medical Neglect	<=10	<=10	30 - 40 %
At Risk	-	-	-
Physical Neglect	215	41	19 %
Sexual Abuse	17	<=10	40 - 50 %
Emotional Abuse	<=10	<=10	60 - 70 %
Human_Trafficking	<=10	-	0 - 10 %
Moral Neglect	<=10	-	0 - 10 %
Total Allegations	335	65	19 %

Children Substantiated as Abuse/Neglect/Uncared for: 38



State of Connecticut
 Department of Children and Families
 Town Pages
 State Fiscal Year: 2020

Number of Accepted Reports and allegations to DCF
 Town: WINDSOR LOCKS


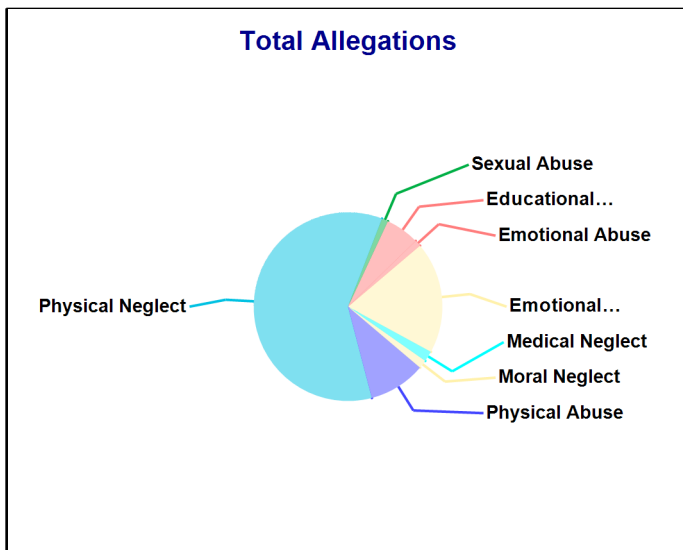
Accepted Reports: 103

Substantiated Reports: 22

Substantiation Rate: 21 %

Allegations	Total	Substantiated	Substantiation Rate
Physical Abuse	27	<=10	10 - 20 %
Educational Neglect	16	<=10	20 - 30 %
Emotional Neglect	53	26	49 %
High Risk Newborn	-	-	-
Medical Neglect	<=10	<=10	30 - 40 %
At Risk	-	-	-
Physical Neglect	166	44	27 %
Sexual Abuse	<=10	<=10	30 - 40 %
Emotional Abuse	<=10	<=10	30 - 40 %
Human_Trafficking	-	-	-
Moral Neglect	<=10	<=10	40 - 50 %
Total Allegations	277	83	30 %

Children Substantiated as Abuse/Neglect/Uncared for: 25



State of Connecticut
 Department of Children and Families
 Town Pages
 State Fiscal Year: 2020

Number of Accepted Reports and allegations to DCF
 Town: WOLCOTT


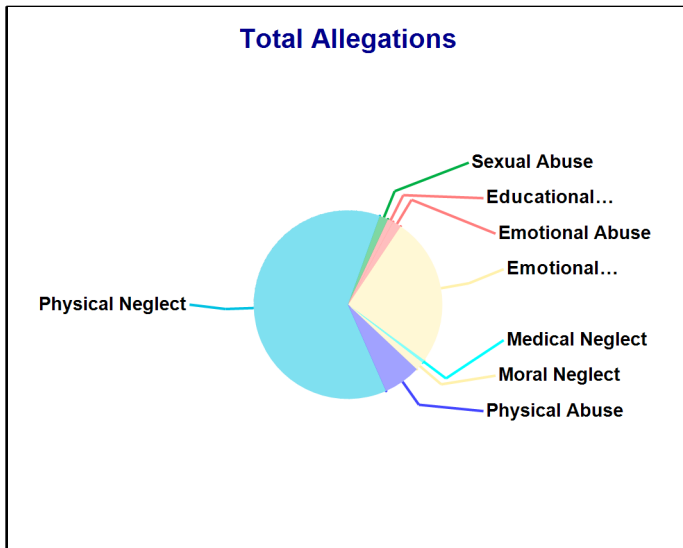
Accepted Reports: 62

Substantiated Reports: 13

Substantiation Rate: 21 %

Allegations	Total	Substantiated	Substantiation Rate
Physical Abuse	13	<=10	10 - 20 %
Educational Neglect	<=10	-	0 - 10 %
Emotional Neglect	52	34	65 %
High Risk Newborn	-	-	-
Medical Neglect	<=10	-	0 - 10 %
At Risk	-	-	-
Physical Neglect	126	50	40 %
Sexual Abuse	<=10	<=10	60 - 70 %
Emotional Abuse	<=10	-	0 - 10 %
Human_Trafficking	-	-	-
Moral Neglect	<=10	-	0 - 10 %
Total Allegations	203	88	43 %

Children Substantiated as Abuse/Neglect/Uncared for: 25



State of Connecticut
 Department of Children and Families
 Town Pages
 State Fiscal Year: 2020

Number of Accepted Reports and allegations to DCF
 Town: WOODBRIDGE

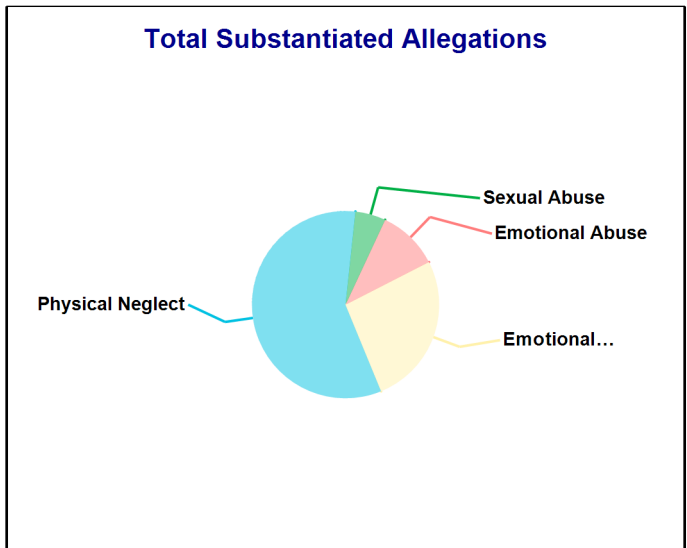
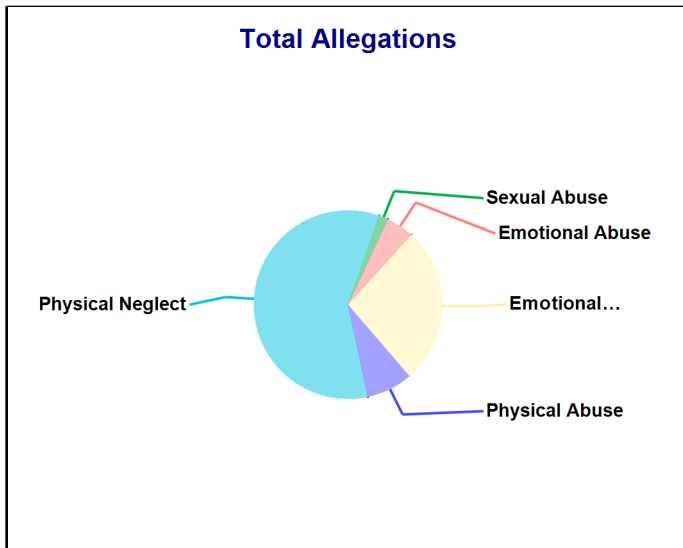
Accepted Reports: 22

Substantiated Reports: 7

Substantiation Rate: 32 %

Allegations	Total	Substantiated	Substantiation Rate
Physical Abuse	<=10	-	0 - 10 %
Educational Neglect	-	-	-
Emotional Neglect	17	<=10	20 - 30 %
High Risk Newborn	-	-	-
Medical Neglect	-	-	-
At Risk	-	-	-
Physical Neglect	37	11	30 %
Sexual Abuse	<=10	<=10	90 - 100 %
Emotional Abuse	<=10	<=10	60 - 70 %
Human_Trafficking	-	-	-
Moral Neglect	-	-	-
Total Allegations	63	19	30 %

Children Substantiated as Abuse/Neglect/Uncared for: 14



State of Connecticut
 Department of Children and Families
 Town Pages
 State Fiscal Year: 2020

Number of Accepted Reports and allegations to DCF
 Town: Statewide

Accepted Reports: 23,875

Substantiated Reports: 4,792

Substantiation Rate: 20 %

Allegations	Total	Substantiated	Substantiation Rate
Physical Abuse	5,141	499	10 %
Educational Neglect	2,297	382	17 %
Emotional Neglect	8,769	2,984	34 %
High Risk Newborn	-	-	-
Medical Neglect	1,284	241	19 %
At Risk	-	-	-
Physical Neglect	35,571	9,399	26 %
Sexual Abuse	1,470	480	33 %
Emotional Abuse	961	109	11 %
Human_Trafficking	42	<=10	10 - 20 %
Moral Neglect	572	98	17 %
Total Allegations	56,107	14,197	25 %

Children Substantiated as Abuse/Neglect/Uncared for: 6,798

