

**State of Connecticut
Department of Children and Families**

Town Pages

**Number of Accepted Reports and Allegations to DCF
State Fiscal Year: 2019**



Glossary	
Accepted Reports	Represents all Reports called in to the Child Abuse and Neglect Hotline containing allegations that meet the operational definition of abuse and/or neglect. A Report contains one or more children as alleged victims of abuse and/or neglect.
Substantiated Reports	Represents all Accepted Reports where the Investigation resulted in a finding of reasonable cause to believe that neglect and/or abuse has occurred.
Total Allegations	Represents all individual Allegations of Abuse and/or Neglect contained in an Accepted Report . Each alleged child victim can have one or more associated allegations.
Substantiated Allegations	Represents all individual Allegations of Abuse and/or Neglect contained in an Accepted Report where the Investigation resulted in a finding of reasonable cause to believe that neglect and/or abuse has occurred.
Children Substantiated as Abused/Neglect/Uncared For	Represents the number of unique (unduplicated) children that were the victim of substantiated Abuse and/or Neglect during the State Fiscal Year.

Note: For confidentiality reasons, data for towns with 10 or less Children Substantiated as Abuse/Neglect/Uncared For will not be reported as an individual town. However, data on the Statewide page does reflect the data for these towns in the totals.

Note: Town **OTHER** represents towns in the database that do not correspond with any official Connecticut town names. This anomaly is a result of incorrect data entry or other technical factors.

State of Connecticut
 Department of Children and Families
 Town Pages
 State Fiscal Year: 2019

Number of Accepted Reports and allegations to DCF
 Town: ANSONIA

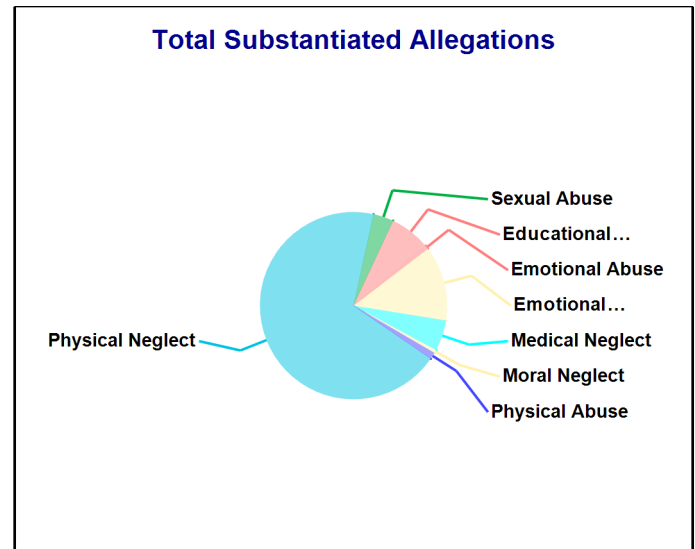
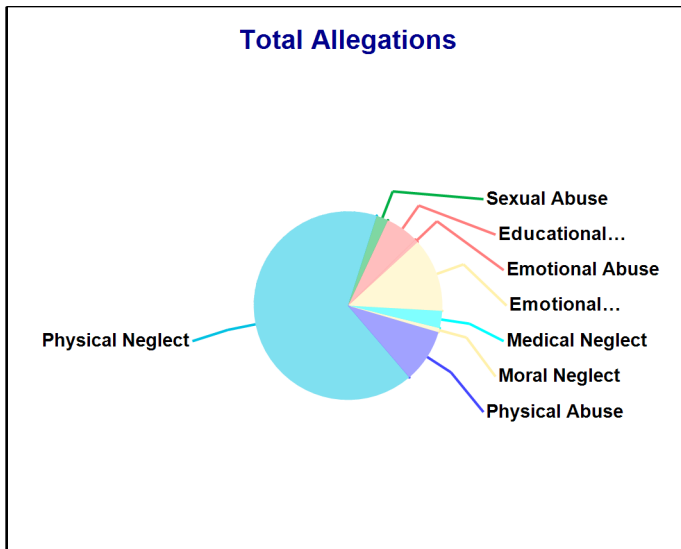
Accepted Reports: 235

Substantiated Reports: 69

Substantiation Rate: 29 %

Allegations	Total	Substantiated	Substantiation Rate
Physical Abuse	50	<=10	0 - 10 %
Educational Neglect	31	12	39 %
Emotional Neglect	69	22	32 %
High Risk Newborn	-	-	-
Medical Neglect	16	<=10	50 - 60 %
At Risk	-	-	-
Physical Neglect	360	117	33 %
Sexual Abuse	11	<=10	50 - 60 %
Emotional Abuse	<=10	<=10	30 - 40 %
Human_Trafficking	-	-	-
Moral Neglect	<=10	<=10	20 - 30 %
Total Allegations	544	170	31 %

Children Substantiated as Abuse/Neglect/Uncaared for: 108



State of Connecticut
 Department of Children and Families
 Town Pages
 State Fiscal Year: 2019

Number of Accepted Reports and allegations to DCF
 Town: AVON

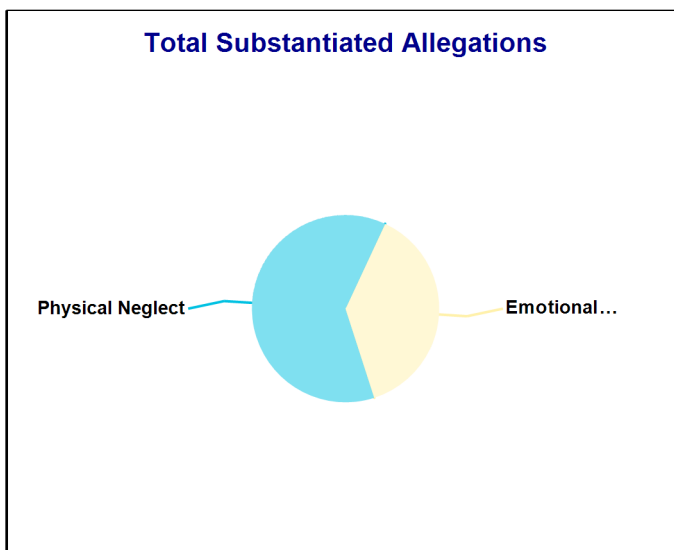
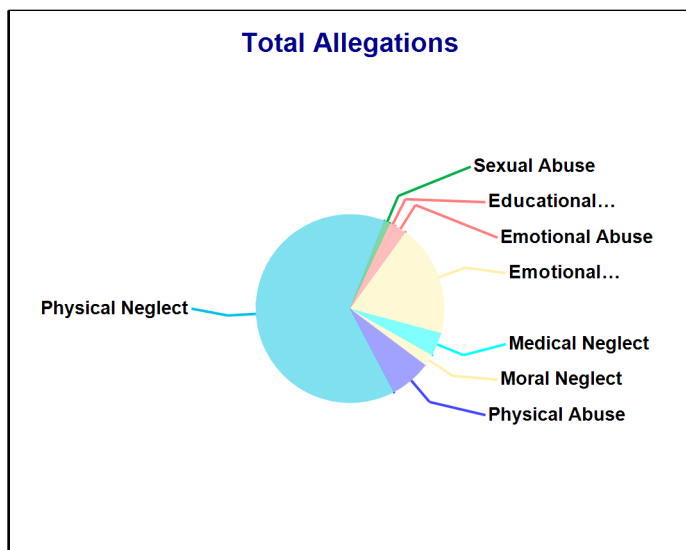
Accepted Reports: 44

Substantiated Reports: 5

Substantiation Rate: 11 %

Allegations	Total	Substantiated	Substantiation Rate
Physical Abuse	<=10	-	0 - 10 %
Educational Neglect	<=10	-	0 - 10 %
Emotional Neglect	19	<=10	40 - 50 %
High Risk Newborn	-	-	-
Medical Neglect	<=10	-	0 - 10 %
At Risk	-	-	-
Physical Neglect	63	13	21 %
Sexual Abuse	<=10	-	0 - 10 %
Emotional Abuse	<=10	-	0 - 10 %
Human_Trafficking	-	-	-
Moral Neglect	<=10	-	0 - 10 %
Total Allegations	99	21	21 %

Children Substantiated as Abuse/Neglect/Uncared for: 11



State of Connecticut
 Department of Children and Families
 Town Pages
 State Fiscal Year: 2019

Number of Accepted Reports and allegations to DCF
 Town: BERLIN

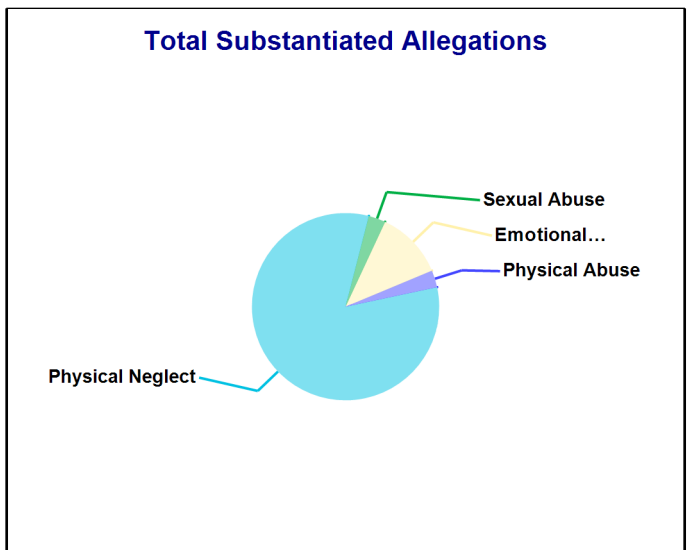
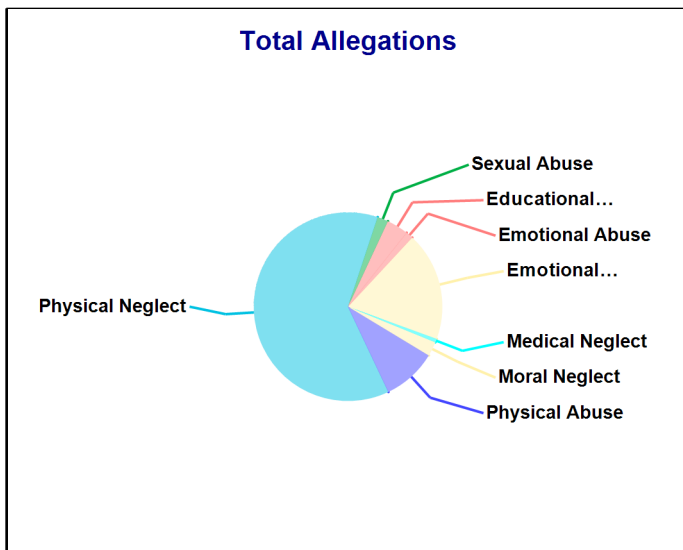
Accepted Reports: 69

Substantiated Reports: 11

Substantiation Rate: 16 %

Allegations	Total	Substantiated	Substantiation Rate
Physical Abuse	15	<=10	0 - 10 %
Educational Neglect	<=10	-	0 - 10 %
Emotional Neglect	30	<=10	10 - 20 %
High Risk Newborn	-	-	-
Medical Neglect	<=10	-	0 - 10 %
At Risk	-	-	-
Physical Neglect	100	28	28 %
Sexual Abuse	<=10	<=10	30 - 40 %
Emotional Abuse	<=10	-	0 - 10 %
Human_Trafficking	-	-	-
Moral Neglect	<=10	-	0 - 10 %
Total Allegations	161	34	21 %

Children Substantiated as Abuse/Neglect/Uncared for: 19



State of Connecticut
 Department of Children and Families
 Town Pages
 State Fiscal Year: 2019

Number of Accepted Reports and allegations to DCF
 Town: BETHEL

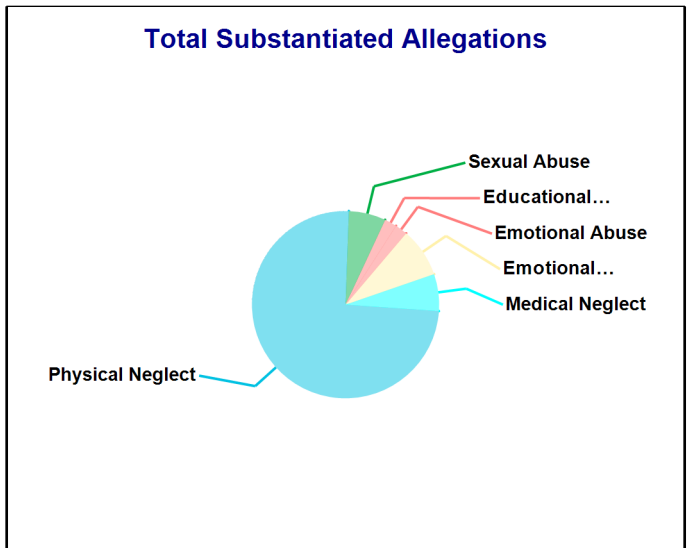
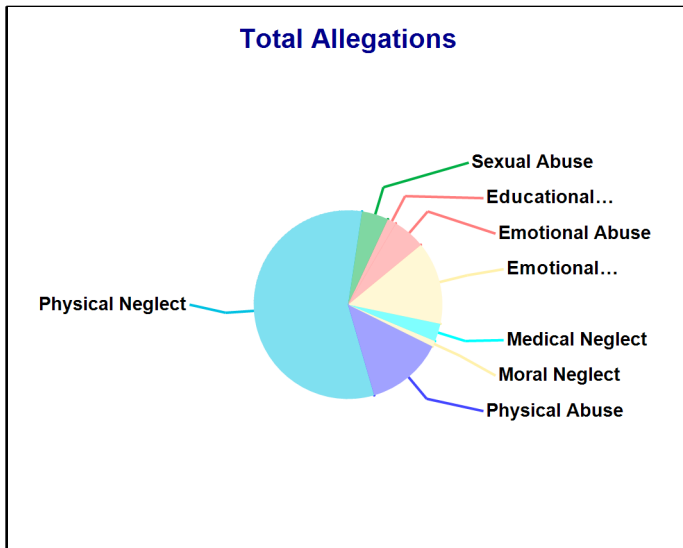
Accepted Reports: 103

Substantiated Reports: 22

Substantiation Rate: 21 %

Allegations	Total	Substantiated	Substantiation Rate
Physical Abuse	26	-	-
Educational Neglect	<=10	<=10	30 - 40 %
Emotional Neglect	28	<=10	10 - 20 %
High Risk Newborn	-	-	-
Medical Neglect	<=10	<=10	40 - 50 %
At Risk	-	-	-
Physical Neglect	112	35	31 %
Sexual Abuse	<=10	<=10	30 - 40 %
Emotional Abuse	11	<=10	0 - 10 %
Human_Trafficking	-	-	-
Moral Neglect	<=10	-	0 - 10 %
Total Allegations	197	47	24 %

Children Substantiated as Abuse/Neglect/Uncared for: 29



State of Connecticut
 Department of Children and Families
 Town Pages
 State Fiscal Year: 2019

Number of Accepted Reports and allegations to DCF
 Town: BLOOMFIELD

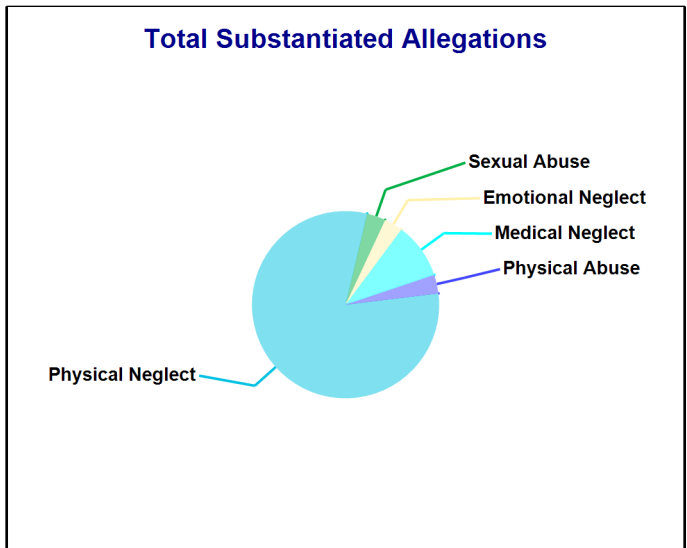
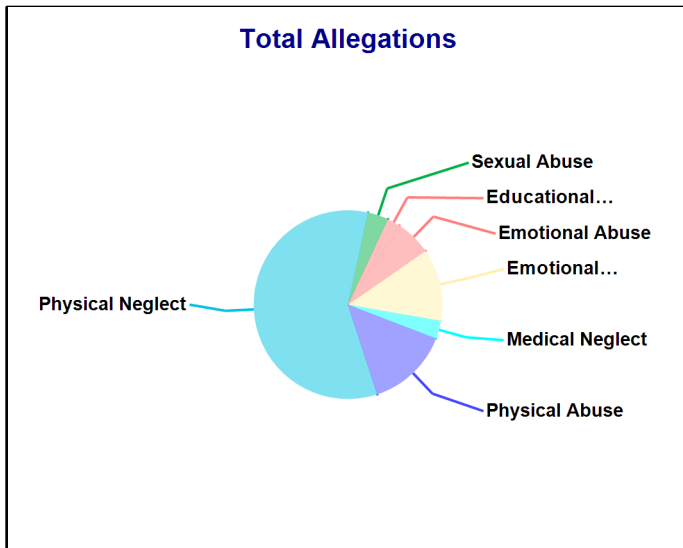
Accepted Reports: 115

Substantiated Reports: 14

Substantiation Rate: 12 %

Allegations	Total	Substantiated	Substantiation Rate
Physical Abuse	32	<=10	0 - 10 %
Educational Neglect	<=10	-	0 - 10 %
Emotional Neglect	28	<=10	0 - 10 %
High Risk Newborn	-	-	-
Medical Neglect	<=10	<=10	40 - 50 %
At Risk	-	-	-
Physical Neglect	132	25	19 %
Sexual Abuse	<=10	<=10	10 - 20 %
Emotional Abuse	14	-	-
Human_Trafficking	-	-	-
Moral Neglect	-	-	-
Total Allegations	226	31	14 %

Children Substantiated as Abuse/Neglect/Uncared for: 20



State of Connecticut
 Department of Children and Families
 Town Pages
 State Fiscal Year: 2019

Number of Accepted Reports and allegations to DCF
 Town: BRANFORD

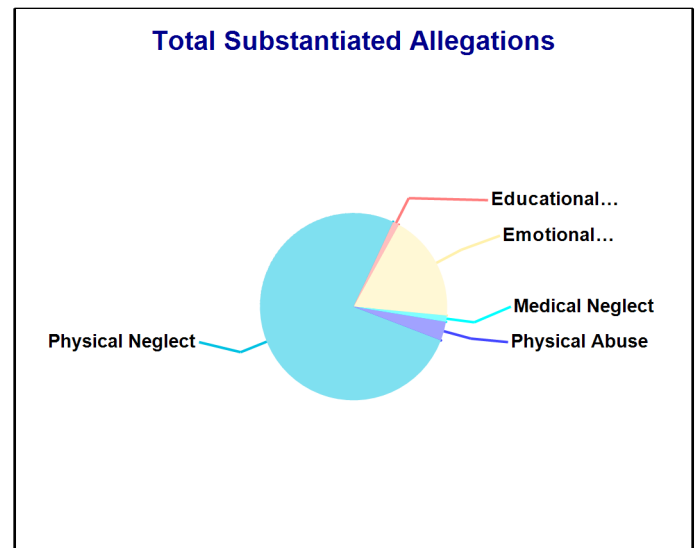
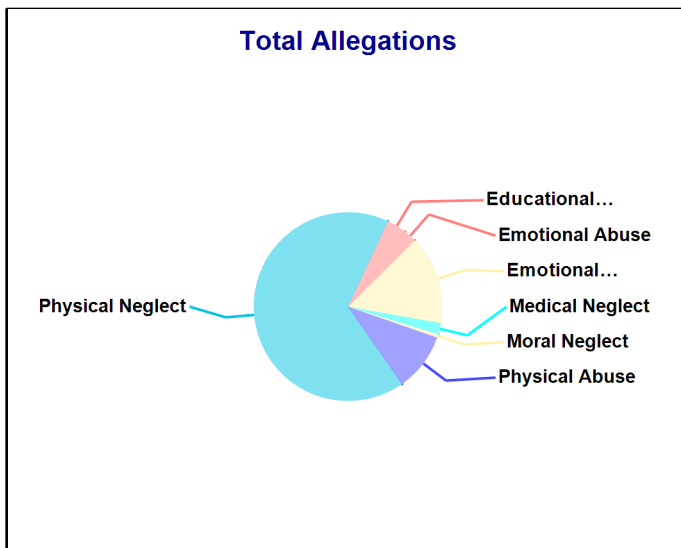
Accepted Reports: 132

Substantiated Reports: 37

Substantiation Rate: 28 %

Allegations	Total	Substantiated	Substantiation Rate
Physical Abuse	32	<=10	0 - 10 %
Educational Neglect	11	<=10	0 - 10 %
Emotional Neglect	49	17	35 %
High Risk Newborn	-	-	-
Medical Neglect	<=10	<=10	10 - 20 %
At Risk	-	-	-
Physical Neglect	214	70	33 %
Sexual Abuse	-	-	-
Emotional Abuse	<=10	-	0 - 10 %
Human_Trafficking	-	-	-
Moral Neglect	<=10	-	0 - 10 %
Total Allegations	321	92	29 %

Children Substantiated as Abuse/Neglect/Uncared for: 50



State of Connecticut
 Department of Children and Families
 Town Pages
 State Fiscal Year: 2019

Number of Accepted Reports and allegations to DCF
 Town: BRIDGEPORT

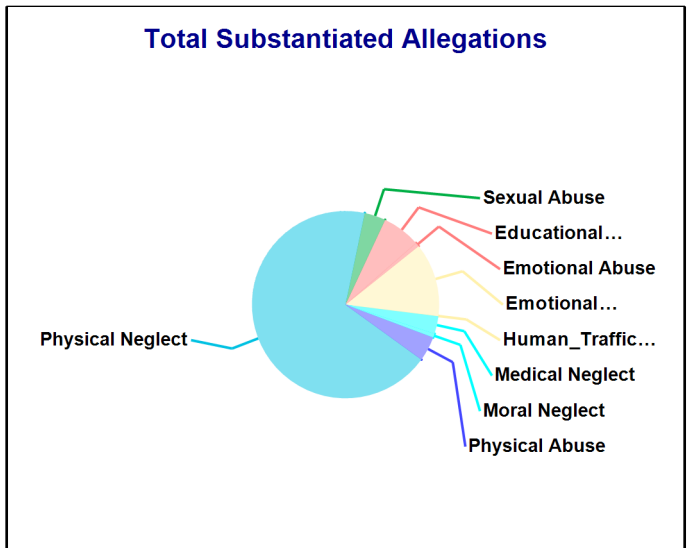
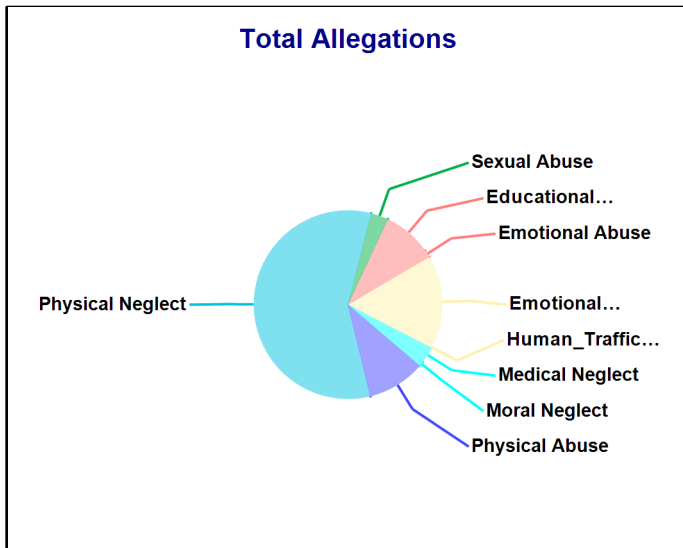
Accepted Reports: 1,961

Substantiated Reports: 546

Substantiation Rate: 28 %

Allegations	Total	Substantiated	Substantiation Rate
Physical Abuse	444	56	13 %
Educational Neglect	371	87	23 %
Emotional Neglect	708	166	23 %
High Risk Newborn	-	-	-
Medical Neglect	125	40	32 %
At Risk	-	-	-
Physical Neglect	2,567	897	35 %
Sexual Abuse	134	48	36 %
Emotional Abuse	56	<=10	10 - 20 %
Human_Trafficking	<=10	<=10	20 - 30 %
Moral Neglect	37	<=10	20 - 30 %
Total Allegations	4,446	1,313	30 %

Children Substantiated as Abuse/Neglect/Uncaared for: 841



State of Connecticut
 Department of Children and Families
 Town Pages
 State Fiscal Year: 2019

Number of Accepted Reports and allegations to DCF
 Town: BRISTOL

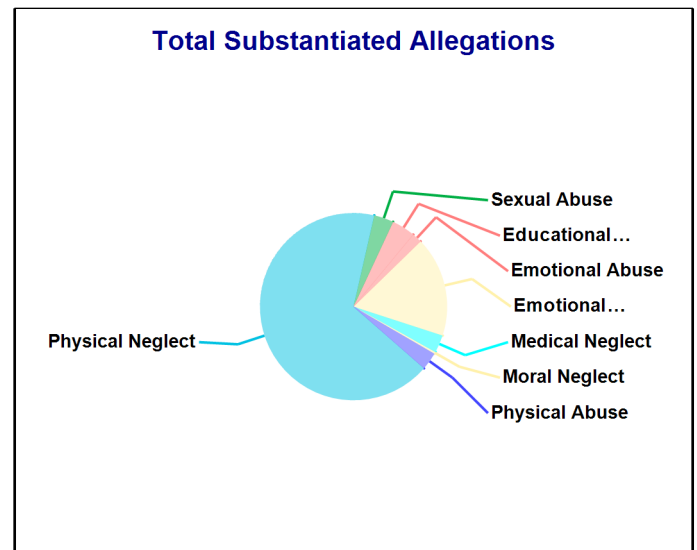
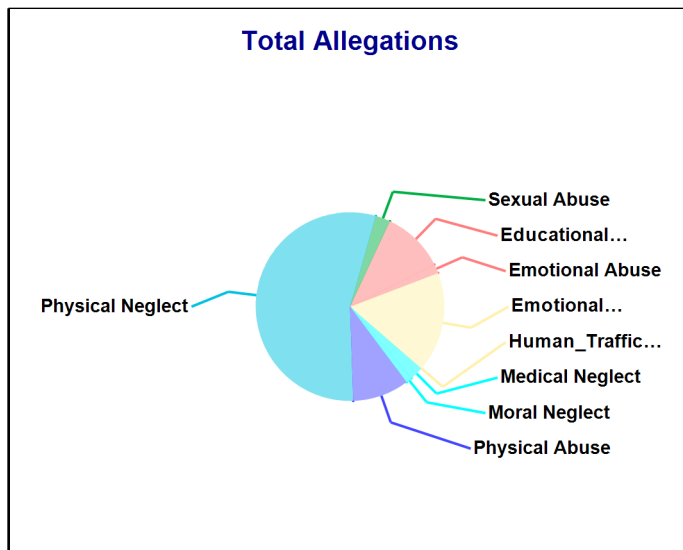
Accepted Reports: 772

Substantiated Reports: 118

Substantiation Rate: 15 %

Allegations	Total	Substantiated	Substantiation Rate
Physical Abuse	157	<=10	0 - 10 %
Educational Neglect	173	12	7 %
Emotional Neglect	277	51	18 %
High Risk Newborn	-	-	-
Medical Neglect	38	<=10	20 - 30 %
At Risk	-	-	-
Physical Neglect	889	198	22 %
Sexual Abuse	41	<=10	20 - 30 %
Emotional Abuse	25	<=10	10 - 20 %
Human_Trafficking	<=10	-	0 - 10 %
Moral Neglect	17	<=10	0 - 10 %
Total Allegations	1,618	295	18 %

Children Substantiated as Abuse/Neglect/Uncared for: 154



State of Connecticut
 Department of Children and Families
 Town Pages
 State Fiscal Year: 2019

Number of Accepted Reports and allegations to DCF
 Town: BROOKFIELD

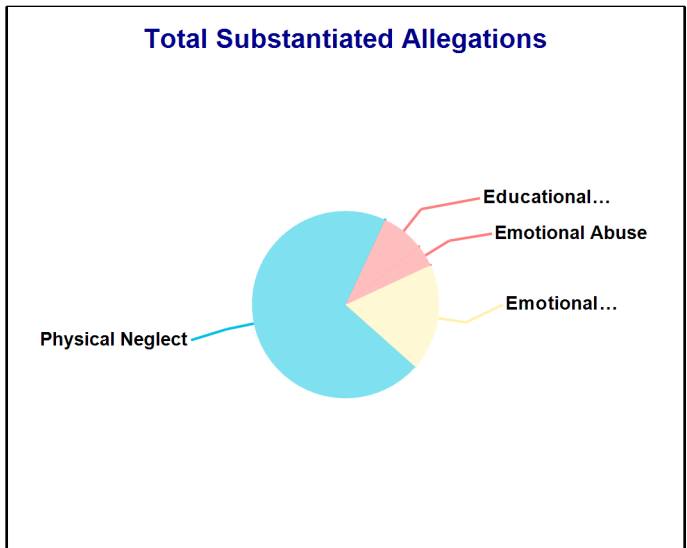
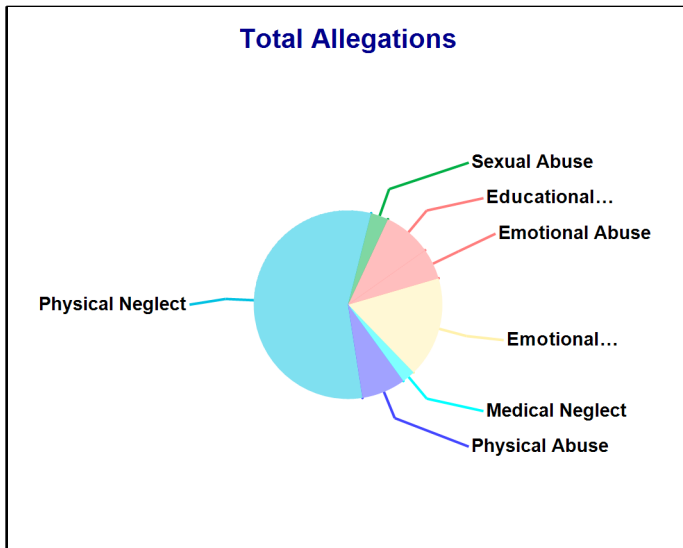
Accepted Reports: 67

Substantiated Reports: 14

Substantiation Rate: 21 %

Allegations	Total	Substantiated	Substantiation Rate
Physical Abuse	<=10	-	0 - 10 %
Educational Neglect	11	<=10	10 - 20 %
Emotional Neglect	23	<=10	20 - 30 %
High Risk Newborn	-	-	-
Medical Neglect	<=10	-	0 - 10 %
At Risk	-	-	-
Physical Neglect	75	19	25 %
Sexual Abuse	<=10	-	0 - 10 %
Emotional Abuse	<=10	<=10	10 - 20 %
Human_Trafficking	-	-	-
Moral Neglect	-	-	-
Total Allegations	133	27	20 %

Children Substantiated as Abuse/Neglect/Uncared for: 19



State of Connecticut
 Department of Children and Families
 Town Pages
 State Fiscal Year: 2019

Number of Accepted Reports and allegations to DCF
 Town: BROOKLYN


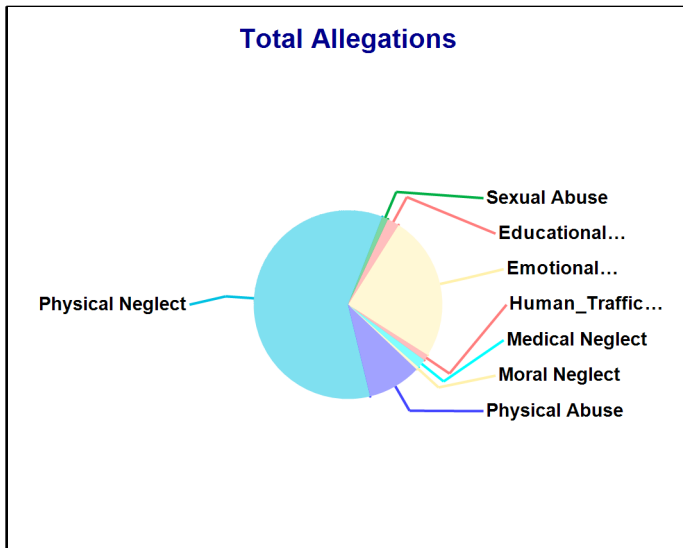
Accepted Reports: 69

Substantiated Reports: 12

Substantiation Rate: 17 %

Allegations	Total	Substantiated	Substantiation Rate
Physical Abuse	18	<=10	20 - 30 %
Educational Neglect	<=10	<=10	20 - 30 %
Emotional Neglect	49	12	24 %
High Risk Newborn	-	-	-
Medical Neglect	<=10	<=10	30 - 40 %
At Risk	-	-	-
Physical Neglect	117	37	32 %
Sexual Abuse	<=10	-	0 - 10 %
Emotional Abuse	-	-	-
Human_Trafficking	<=10	-	0 - 10 %
Moral Neglect	<=10	-	0 - 10 %
Total Allegations	196	55	28 %

Children Substantiated as Abuse/Neglect/Uncared for: 21



State of Connecticut
 Department of Children and Families
 Town Pages
 State Fiscal Year: 2019

Number of Accepted Reports and allegations to DCF
 Town: CHESHIRE

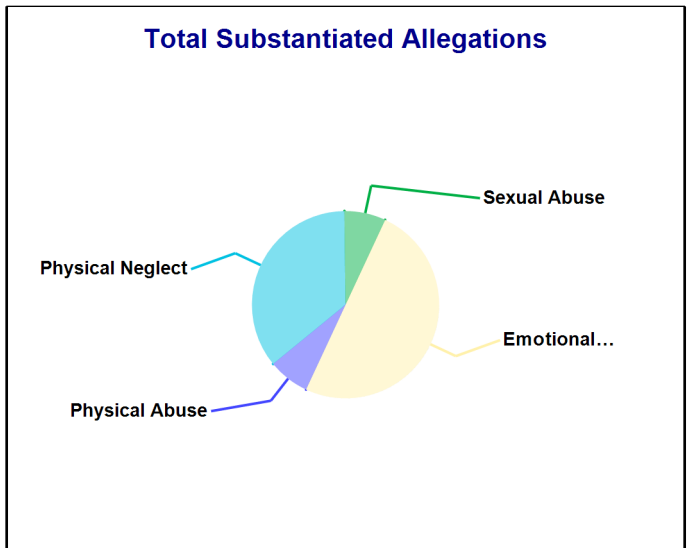
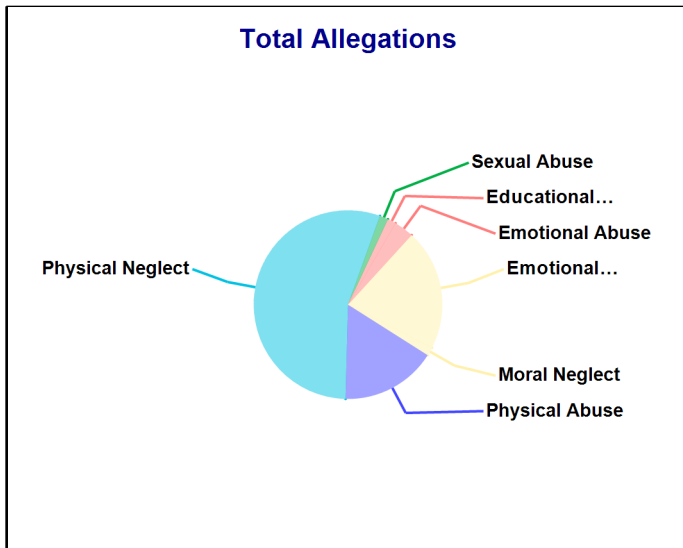
Accepted Reports: 94

Substantiated Reports: 11

Substantiation Rate: 12 %

Allegations	Total	Substantiated	Substantiation Rate
Physical Abuse	34	<=10	0 - 10 %
Educational Neglect	<=10	-	0 - 10 %
Emotional Neglect	43	14	33 %
High Risk Newborn	-	-	-
Medical Neglect	-	-	-
At Risk	-	-	-
Physical Neglect	114	<=10	0 - 10 %
Sexual Abuse	<=10	<=10	60 - 70 %
Emotional Abuse	<=10	-	0 - 10 %
Human_Trafficking	-	-	-
Moral Neglect	<=10	-	0 - 10 %
Total Allegations	207	28	14 %

Children Substantiated as Abuse/Neglect/Uncared for: 15



State of Connecticut
 Department of Children and Families
 Town Pages
 State Fiscal Year: 2019

Number of Accepted Reports and allegations to DCF
 Town: CLINTON

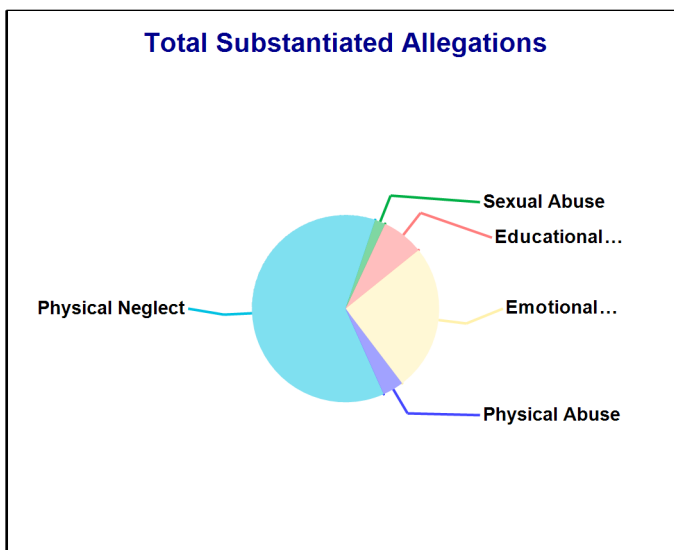
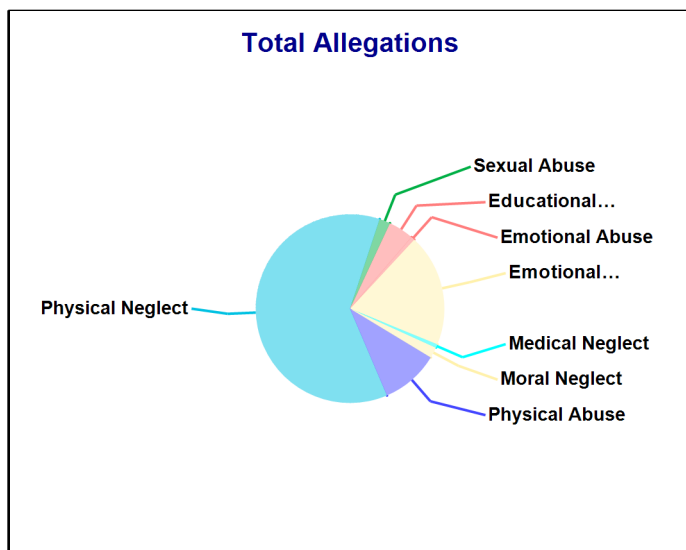
Accepted Reports: 50

Substantiated Reports: 15

Substantiation Rate: 30 %

Allegations	Total	Substantiated	Substantiation Rate
Physical Abuse	16	<=10	10 - 20 %
Educational Neglect	<=10	<=10	50 - 60 %
Emotional Neglect	31	14	45 %
High Risk Newborn	-	-	-
Medical Neglect	<=10	-	0 - 10 %
At Risk	-	-	-
Physical Neglect	99	34	34 %
Sexual Abuse	<=10	<=10	30 - 40 %
Emotional Abuse	<=10	-	0 - 10 %
Human_Trafficking	-	-	-
Moral Neglect	<=10	-	0 - 10 %
Total Allegations	161	55	34 %

Children Substantiated as Abuse/Neglect/Uncared for: 28



State of Connecticut
 Department of Children and Families
 Town Pages
 State Fiscal Year: 2019

Number of Accepted Reports and allegations to DCF
 Town: COLCHESTER

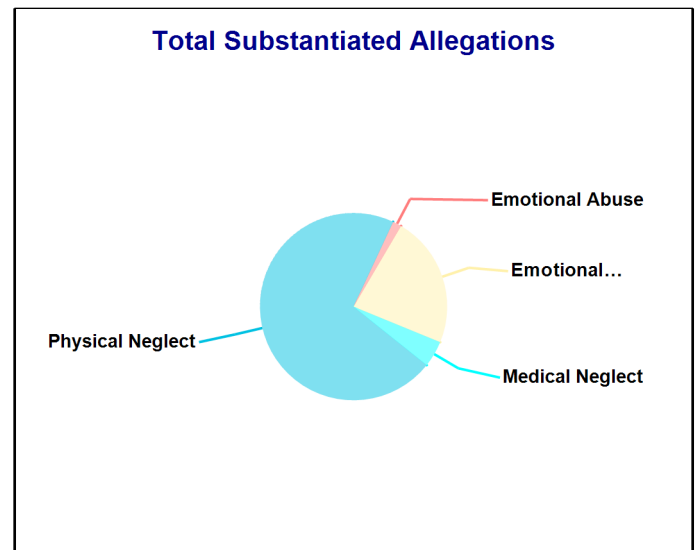
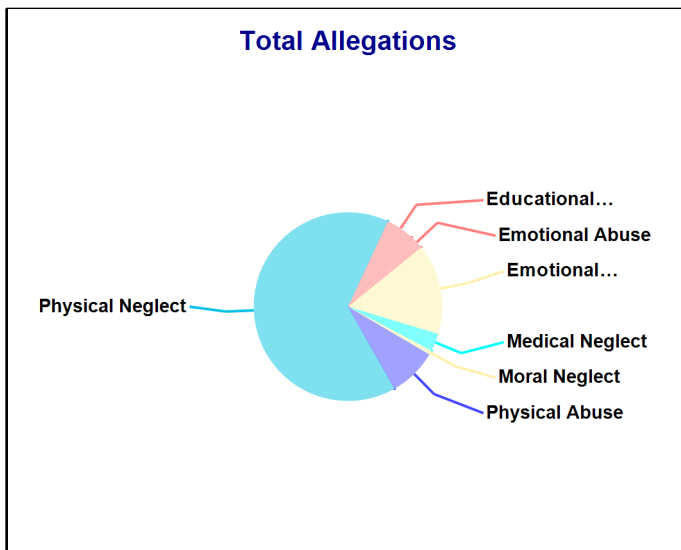
Accepted Reports: 115

Substantiated Reports: 20

Substantiation Rate: 17 %

Allegations	Total	Substantiated	Substantiation Rate
Physical Abuse	22	-	-
Educational Neglect	13	-	-
Emotional Neglect	41	15	37 %
High Risk Newborn	-	-	-
Medical Neglect	<=10	<=10	30 - 40 %
At Risk	-	-	-
Physical Neglect	172	47	27 %
Sexual Abuse	-	-	-
Emotional Abuse	<=10	<=10	10 - 20 %
Human_Trafficking	-	-	-
Moral Neglect	<=10	-	0 - 10 %
Total Allegations	264	66	25 %

Children Substantiated as Abuse/Neglect/Uncared for: 28



State of Connecticut
 Department of Children and Families
 Town Pages
 State Fiscal Year: 2019

Number of Accepted Reports and allegations to DCF
 Town: COVENTRY

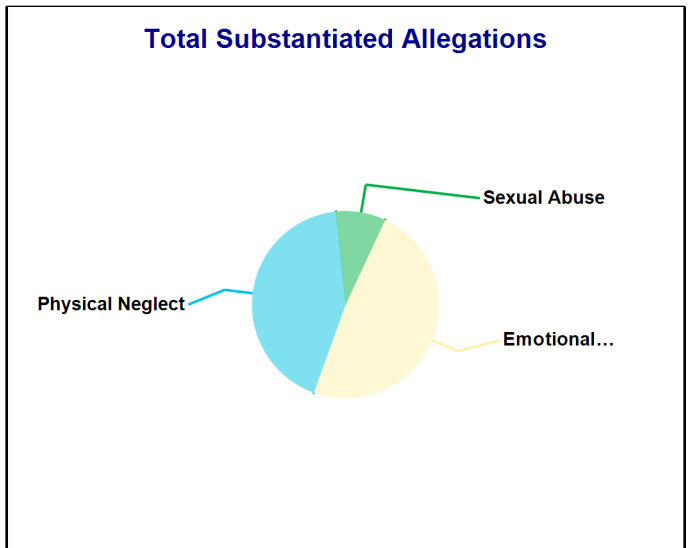
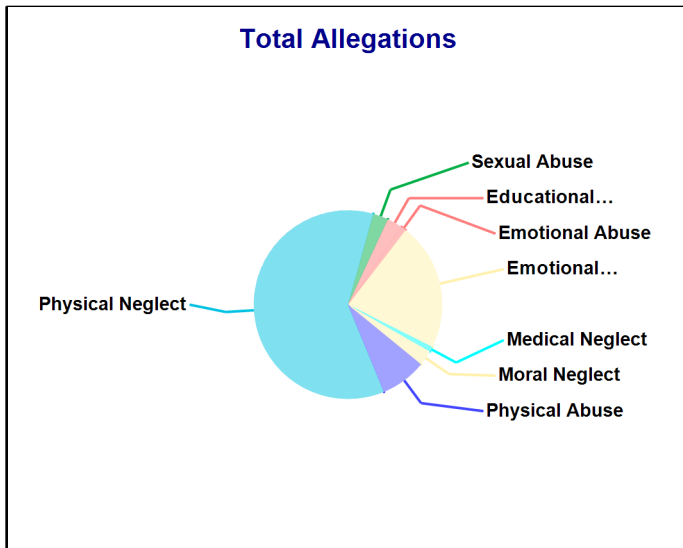
Accepted Reports: 95

Substantiated Reports: 12

Substantiation Rate: 13 %

Allegations	Total	Substantiated	Substantiation Rate
Physical Abuse	18	-	-
Educational Neglect	<=10	-	0 - 10 %
Emotional Neglect	50	17	34 %
High Risk Newborn	-	-	-
Medical Neglect	<=10	-	0 - 10 %
At Risk	-	-	-
Physical Neglect	138	15	11 %
Sexual Abuse	<=10	<=10	40 - 50 %
Emotional Abuse	<=10	-	0 - 10 %
Human_Trafficking	-	-	-
Moral Neglect	<=10	-	0 - 10 %
Total Allegations	228	35	15 %

Children Substantiated as Abuse/Neglect/Uncared for: 17



State of Connecticut
 Department of Children and Families
 Town Pages
 State Fiscal Year: 2019

Number of Accepted Reports and allegations to DCF
 Town: CROMWELL

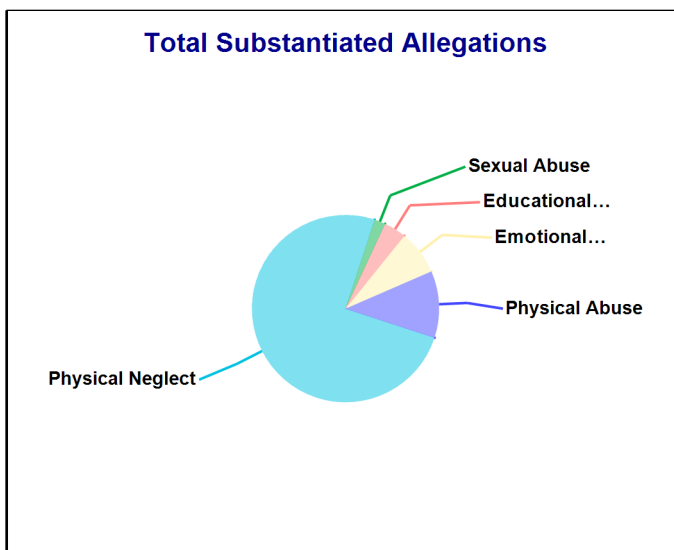
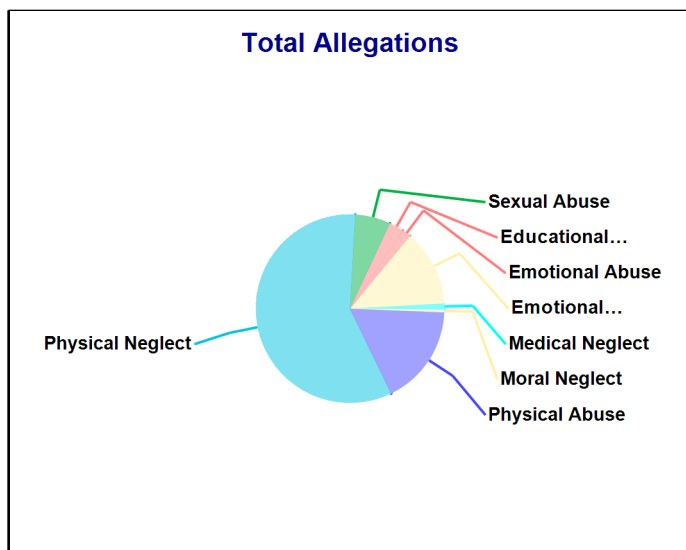
Accepted Reports: 81

Substantiated Reports: 17

Substantiation Rate: 21 %

Allegations	Total	Substantiated	Substantiation Rate
Physical Abuse	34	<=10	10 - 20 %
Educational Neglect	<=10	<=10	30 - 40 %
Emotional Neglect	26	<=10	10 - 20 %
High Risk Newborn	-	-	-
Medical Neglect	<=10	-	0 - 10 %
At Risk	-	-	-
Physical Neglect	115	39	34 %
Sexual Abuse	12	<=10	0 - 10 %
Emotional Abuse	<=10	-	0 - 10 %
Human_Trafficking	-	-	-
Moral Neglect	<=10	-	0 - 10 %
Total Allegations	198	52	26 %

Children Substantiated as Abuse/Neglect/Uncared for: 17



State of Connecticut
 Department of Children and Families
 Town Pages
 State Fiscal Year: 2019

Number of Accepted Reports and allegations to DCF
 Town: DANBURY

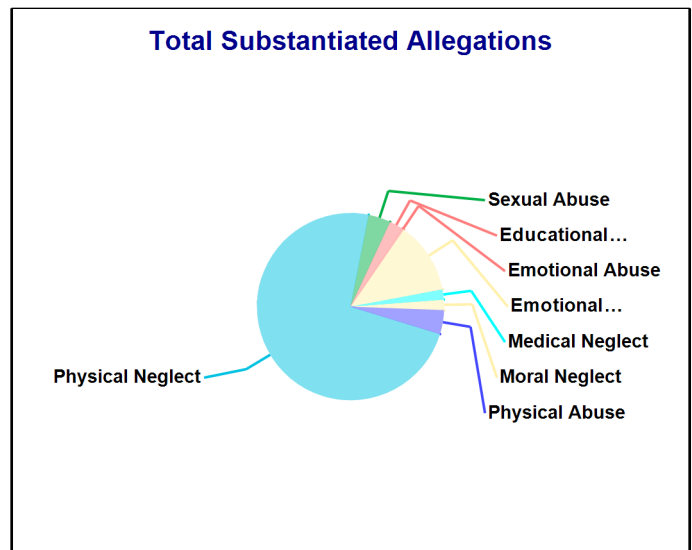
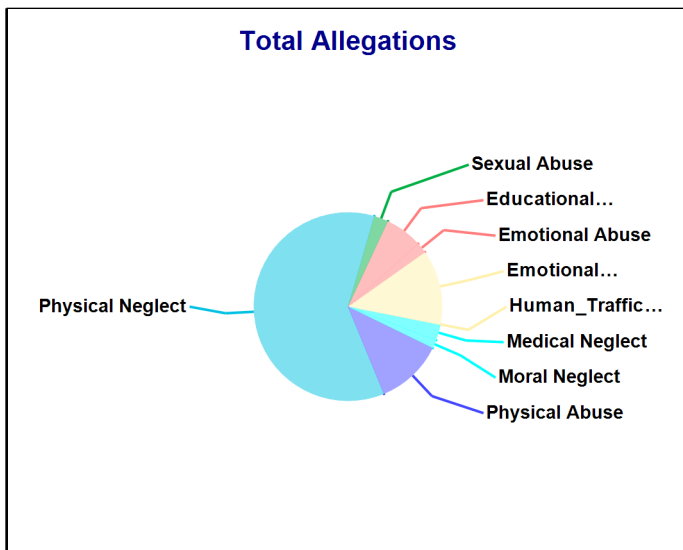
Accepted Reports: 586

Substantiated Reports: 132

Substantiation Rate: 23 %

Allegations	Total	Substantiated	Substantiation Rate
Physical Abuse	146	14	10 %
Educational Neglect	81	<=10	0 - 10 %
Emotional Neglect	161	42	26 %
High Risk Newborn	-	-	-
Medical Neglect	34	<=10	10 - 20 %
At Risk	-	-	-
Physical Neglect	766	248	32 %
Sexual Abuse	31	13	42 %
Emotional Abuse	23	<=10	0 - 10 %
Human_Trafficking	<=10	-	0 - 10 %
Moral Neglect	18	<=10	30 - 40 %
Total Allegations	1,262	338	27 %

Children Substantiated as Abuse/Neglect/Uncared for: 210



State of Connecticut
 Department of Children and Families
 Town Pages
 State Fiscal Year: 2019

Number of Accepted Reports and allegations to DCF
 Town: DARIEN

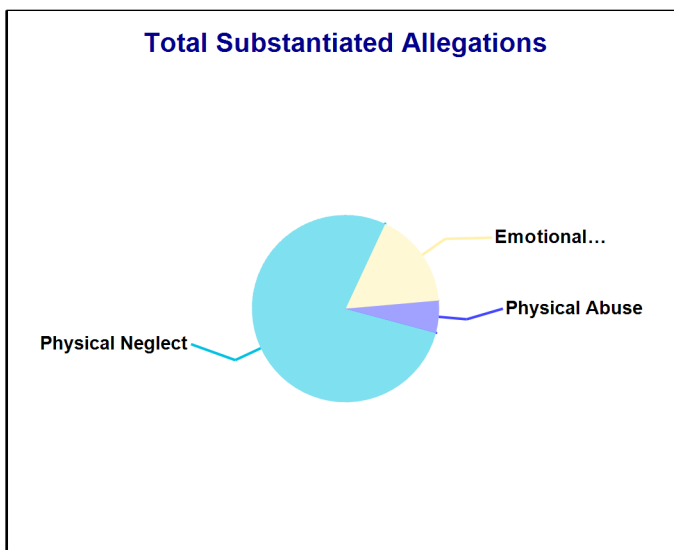
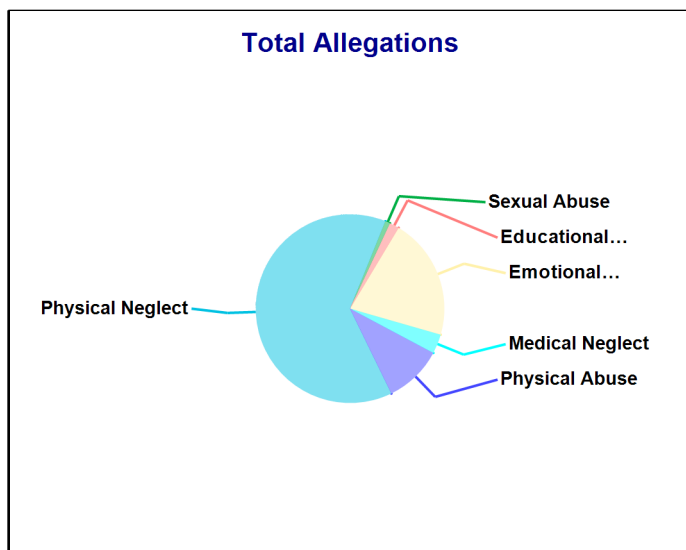
Accepted Reports: 43

Substantiated Reports: 7

Substantiation Rate: 16 %

Allegations	Total	Substantiated	Substantiation Rate
Physical Abuse	12	<=10	0 - 10 %
Educational Neglect	<=10	-	0 - 10 %
Emotional Neglect	25	<=10	10 - 20 %
High Risk Newborn	-	-	-
Medical Neglect	<=10	-	0 - 10 %
At Risk	-	-	-
Physical Neglect	76	14	18 %
Sexual Abuse	<=10	-	0 - 10 %
Emotional Abuse	-	-	-
Human_Trafficking	-	-	-
Moral Neglect	-	-	-
Total Allegations	120	18	15 %

Children Substantiated as Abuse/Neglect/Uncared for: 13



State of Connecticut
 Department of Children and Families
 Town Pages
 State Fiscal Year: 2019

Number of Accepted Reports and allegations to DCF
 Town: DERBY

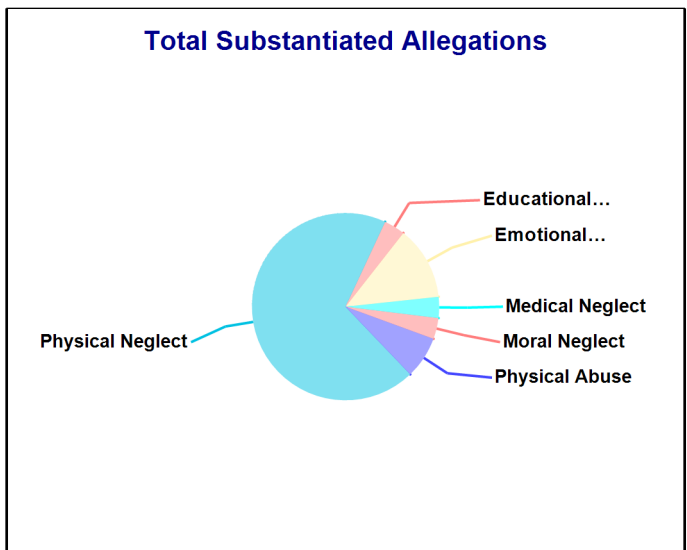
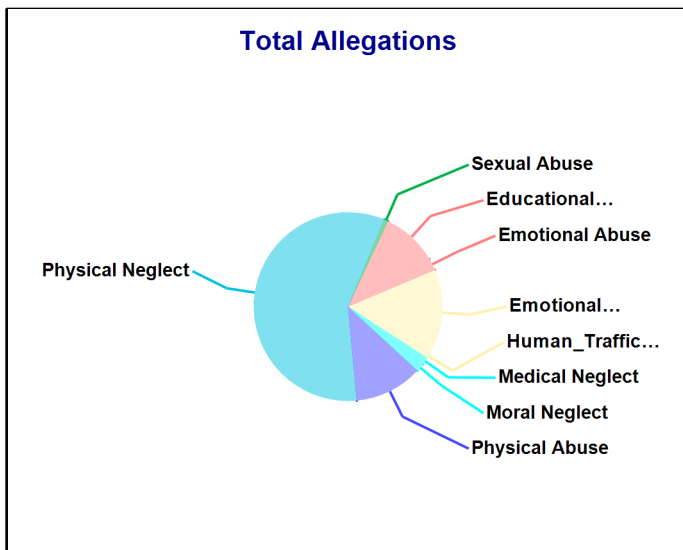
Accepted Reports: 132

Substantiated Reports: 23

Substantiation Rate: 17 %

Allegations	Total	Substantiated	Substantiation Rate
Physical Abuse	34	<=10	10 - 20 %
Educational Neglect	28	<=10	0 - 10 %
Emotional Neglect	43	<=10	10 - 20 %
High Risk Newborn	-	-	-
Medical Neglect	<=10	<=10	40 - 50 %
At Risk	-	-	-
Physical Neglect	168	38	23 %
Sexual Abuse	<=10	-	0 - 10 %
Emotional Abuse	<=10	-	0 - 10 %
Human_Trafficking	<=10	-	0 - 10 %
Moral Neglect	<=10	<=10	40 - 50 %
Total Allegations	291	55	19 %

Children Substantiated as Abuse/Neglect/Uncared for: 37



State of Connecticut
 Department of Children and Families
 Town Pages
 State Fiscal Year: 2019

Number of Accepted Reports and allegations to DCF
 Town: EAST HADDAM

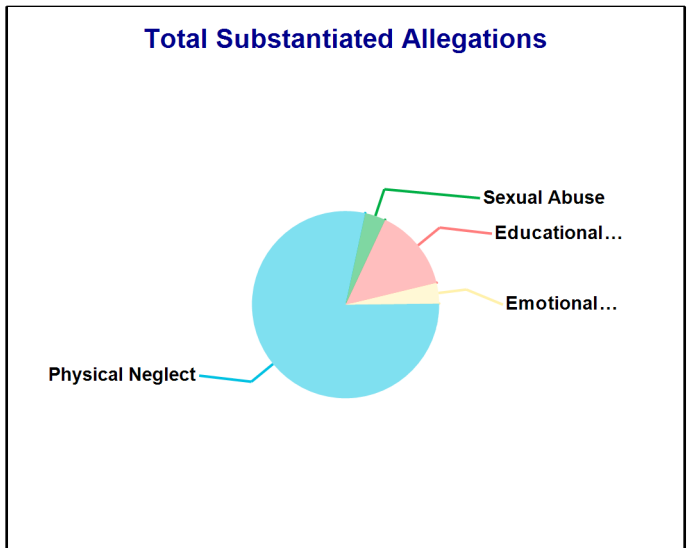
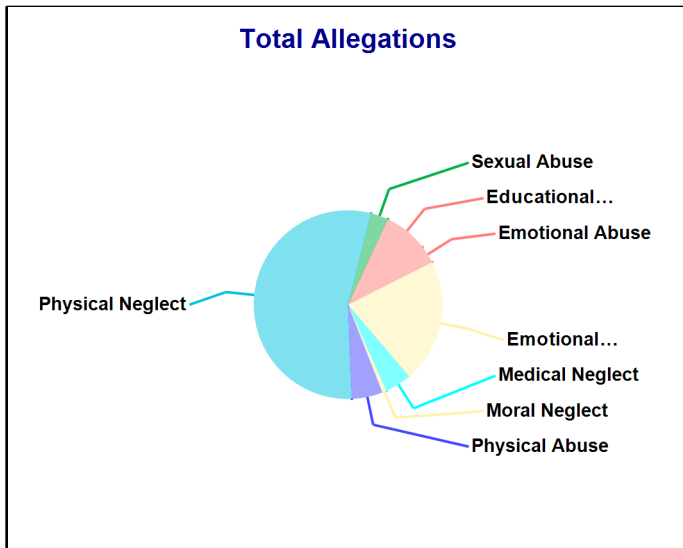
Accepted Reports: 45

Substantiated Reports: 13

Substantiation Rate: 29 %

Allegations	Total	Substantiated	Substantiation Rate
Physical Abuse	<=10	-	0 - 10 %
Educational Neglect	<=10	<=10	30 - 40 %
Emotional Neglect	28	<=10	0 - 10 %
High Risk Newborn	-	-	-
Medical Neglect	<=10	-	0 - 10 %
At Risk	-	-	-
Physical Neglect	72	22	31 %
Sexual Abuse	<=10	<=10	20 - 30 %
Emotional Abuse	<=10	-	0 - 10 %
Human_Trafficking	-	-	-
Moral Neglect	<=10	-	0 - 10 %
Total Allegations	132	28	21 %

Children Substantiated as Abuse/Neglect/Uncared for: 19



State of Connecticut
 Department of Children and Families
 Town Pages
 State Fiscal Year: 2019

Number of Accepted Reports and allegations to DCF
 Town: EAST HAMPTON

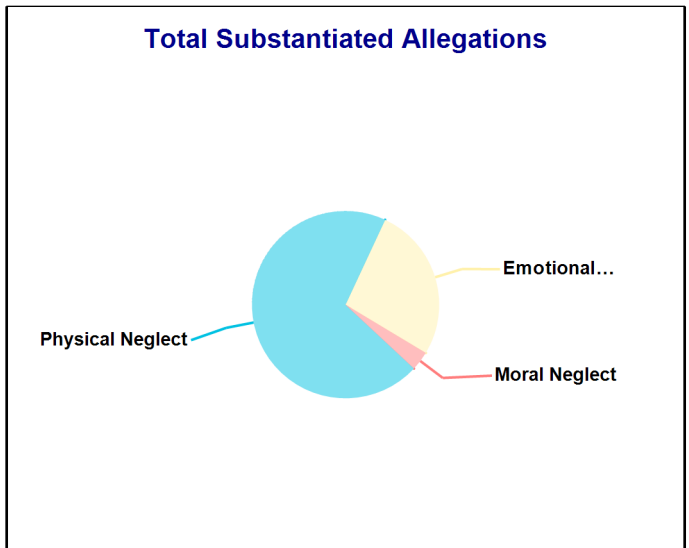
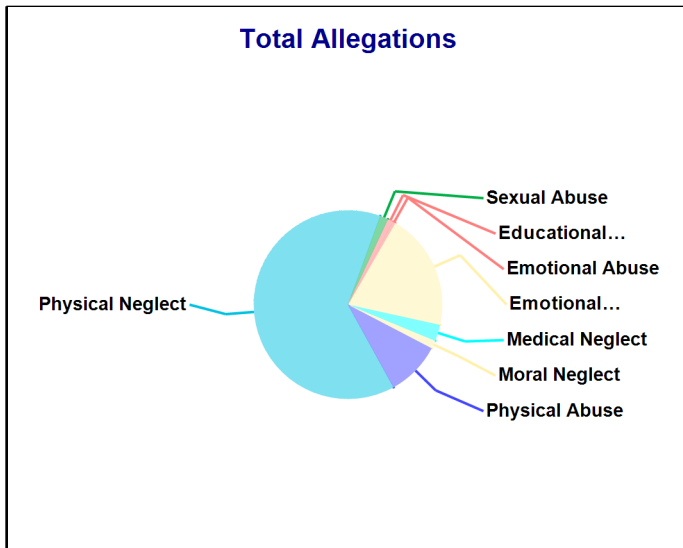
Accepted Reports: 90

Substantiated Reports: 17

Substantiation Rate: 19 %

Allegations	Total	Substantiated	Substantiation Rate
Physical Abuse	20	-	-
Educational Neglect	<=10	-	0 - 10 %
Emotional Neglect	43	16	37 %
High Risk Newborn	-	-	-
Medical Neglect	<=10	-	0 - 10 %
At Risk	-	-	-
Physical Neglect	136	42	31 %
Sexual Abuse	<=10	-	0 - 10 %
Emotional Abuse	<=10	-	0 - 10 %
Human_Trafficking	-	-	-
Moral Neglect	<=10	<=10	60 - 70 %
Total Allegations	214	60	28 %

Children Substantiated as Abuse/Neglect/Uncared for: 21



State of Connecticut
 Department of Children and Families
 Town Pages
 State Fiscal Year: 2019

Number of Accepted Reports and allegations to DCF
 Town: EAST HARTFORD


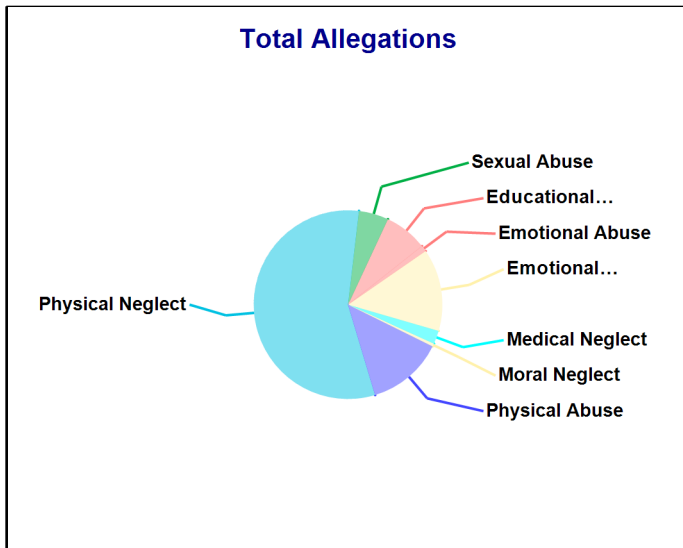
Accepted Reports: 647

Substantiated Reports: 107

Substantiation Rate: 17 %

Allegations	Total	Substantiated	Substantiation Rate
Physical Abuse	177	<=10	0 - 10 %
Educational Neglect	100	23	23 %
Emotional Neglect	191	54	28 %
High Risk Newborn	-	-	-
Medical Neglect	31	<=10	20 - 30 %
At Risk	-	-	-
Physical Neglect	764	165	22 %
Sexual Abuse	69	26	38 %
Emotional Abuse	14	<=10	10 - 20 %
Human_Trafficking	-	-	-
Moral Neglect	<=10	<=10	10 - 20 %
Total Allegations	1,353	288	21 %

Children Substantiated as Abuse/Neglect/Uncared for: 141



State of Connecticut
 Department of Children and Families
 Town Pages
 State Fiscal Year: 2019

Number of Accepted Reports and allegations to DCF
 Town: EAST HAVEN


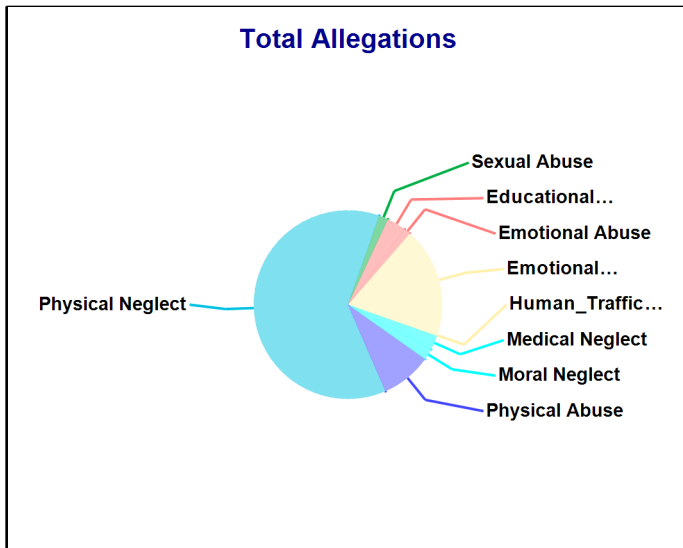
Accepted Reports: 256

Substantiated Reports: 69

Substantiation Rate: 27 %

Allegations	Total	Substantiated	Substantiation Rate
Physical Abuse	55	<=10	0 - 10 %
Educational Neglect	21	<=10	20 - 30 %
Emotional Neglect	119	54	45 %
High Risk Newborn	-	-	-
Medical Neglect	16	<=10	10 - 20 %
At Risk	-	-	-
Physical Neglect	391	138	35 %
Sexual Abuse	<=10	<=10	20 - 30 %
Emotional Abuse	<=10	<=10	10 - 20 %
Human_Trafficking	<=10	-	0 - 10 %
Moral Neglect	12	<=10	0 - 10 %
Total Allegations	632	208	33 %

Children Substantiated as Abuse/Neglect/Uncared for: 98



State of Connecticut
 Department of Children and Families
 Town Pages
 State Fiscal Year: 2019

Number of Accepted Reports and allegations to DCF
 Town: EAST LYME

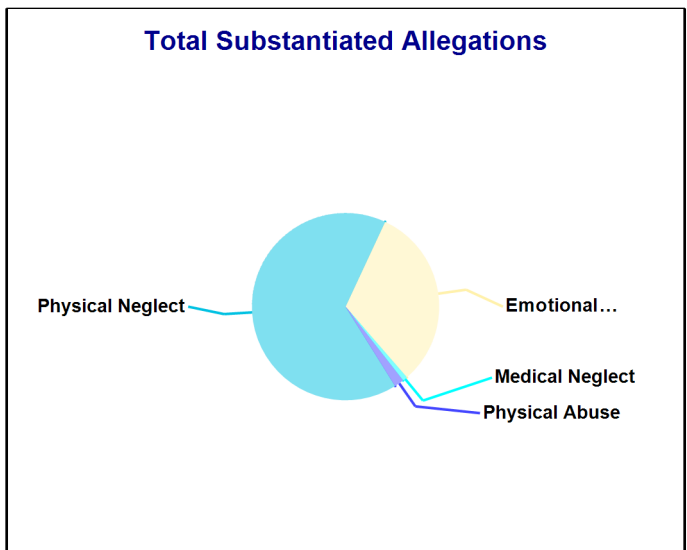
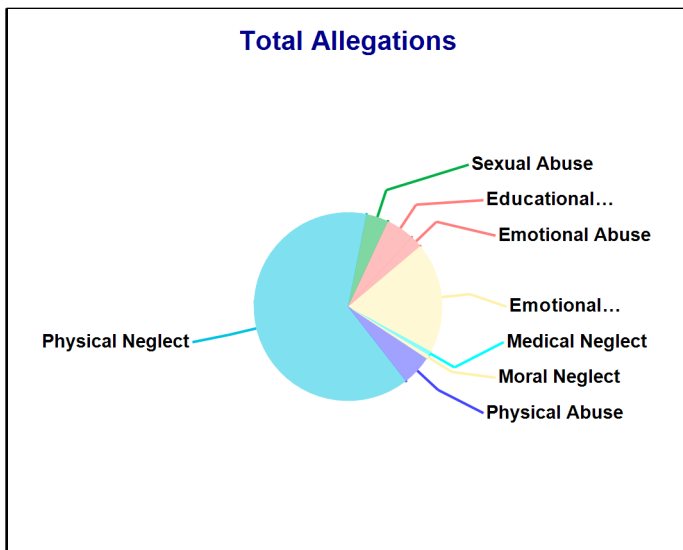
Accepted Reports: 112

Substantiated Reports: 31

Substantiation Rate: 28 %

Allegations	Total	Substantiated	Substantiation Rate
Physical Abuse	15	<=10	10 - 20 %
Educational Neglect	14	-	-
Emotional Neglect	55	38	69 %
High Risk Newborn	-	-	-
Medical Neglect	<=10	<=10	40 - 50 %
At Risk	-	-	-
Physical Neglect	184	79	43 %
Sexual Abuse	11	-	-
Emotional Abuse	<=10	-	0 - 10 %
Human_Trafficking	-	-	-
Moral Neglect	<=10	-	0 - 10 %
Total Allegations	289	120	42 %

Children Substantiated as Abuse/Neglect/Uncared for: 37



State of Connecticut
 Department of Children and Families
 Town Pages
 State Fiscal Year: 2019

Number of Accepted Reports and allegations to DCF
 Town: EAST WINDSOR

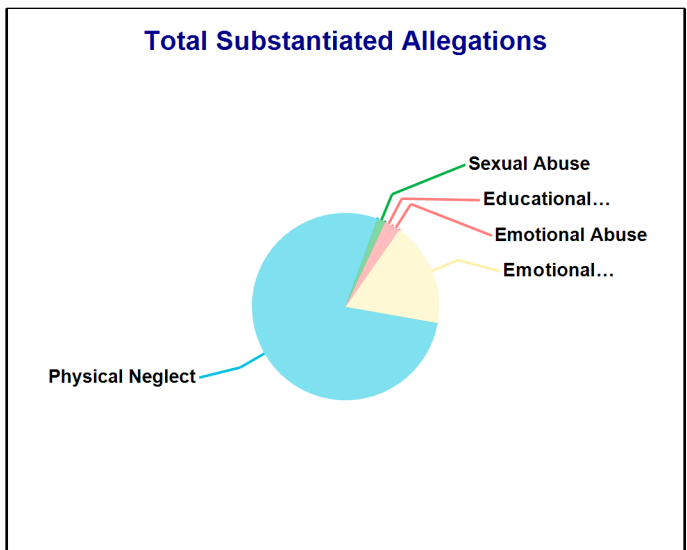
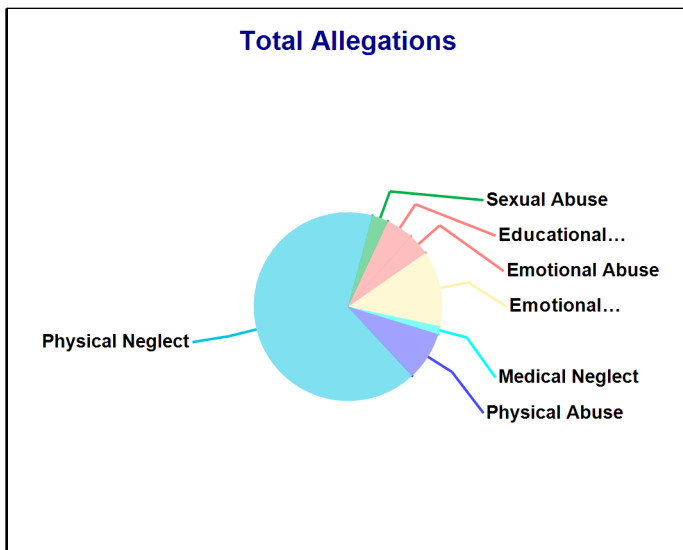
Accepted Reports: 90

Substantiated Reports: 17

Substantiation Rate: 19 %

Allegations	Total	Substantiated	Substantiation Rate
Physical Abuse	18	-	-
Educational Neglect	<=10	<=10	0 - 10 %
Emotional Neglect	28	13	46 %
High Risk Newborn	-	-	-
Medical Neglect	<=10	-	0 - 10 %
At Risk	-	-	-
Physical Neglect	142	56	39 %
Sexual Abuse	<=10	<=10	10 - 20 %
Emotional Abuse	<=10	<=10	10 - 20 %
Human_Trafficking	-	-	-
Moral Neglect	-	-	-
Total Allegations	215	72	33 %

Children Substantiated as Abuse/Neglect/Uncared for: 23



State of Connecticut
 Department of Children and Families
 Town Pages
 State Fiscal Year: 2019

Number of Accepted Reports and allegations to DCF
 Town: ELLINGTON

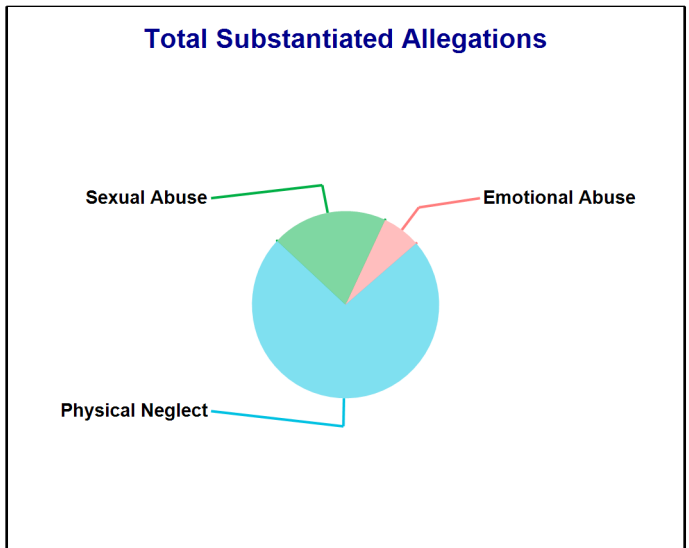
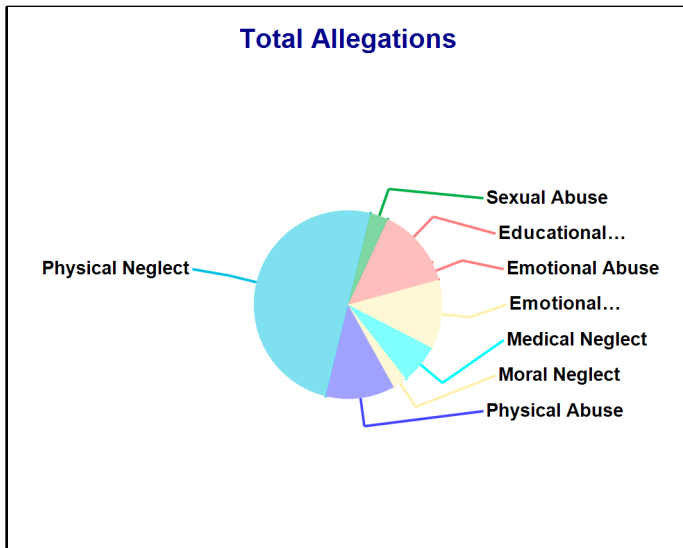
Accepted Reports: 84

Substantiated Reports: 11

Substantiation Rate: 13 %

Allegations	Total	Substantiated	Substantiation Rate
Physical Abuse	19	-	-
Educational Neglect	17	-	-
Emotional Neglect	19	-	-
High Risk Newborn	-	-	-
Medical Neglect	11	-	-
At Risk	-	-	-
Physical Neglect	80	11	14 %
Sexual Abuse	<=10	<=10	50 - 60 %
Emotional Abuse	<=10	<=10	10 - 20 %
Human_Trafficking	-	-	-
Moral Neglect	<=10	-	0 - 10 %
Total Allegations	160	15	9 %

Children Substantiated as Abuse/Neglect/Uncared for: 13



State of Connecticut
 Department of Children and Families
 Town Pages
 State Fiscal Year: 2019

Number of Accepted Reports and allegations to DCF
 Town: ENFIELD

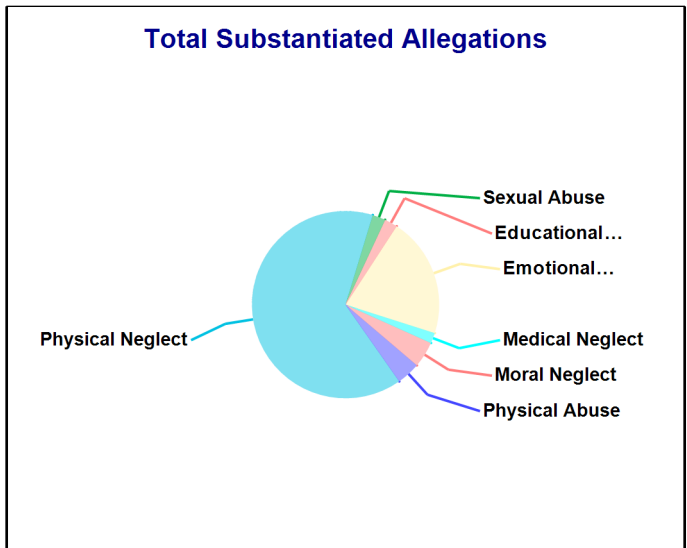
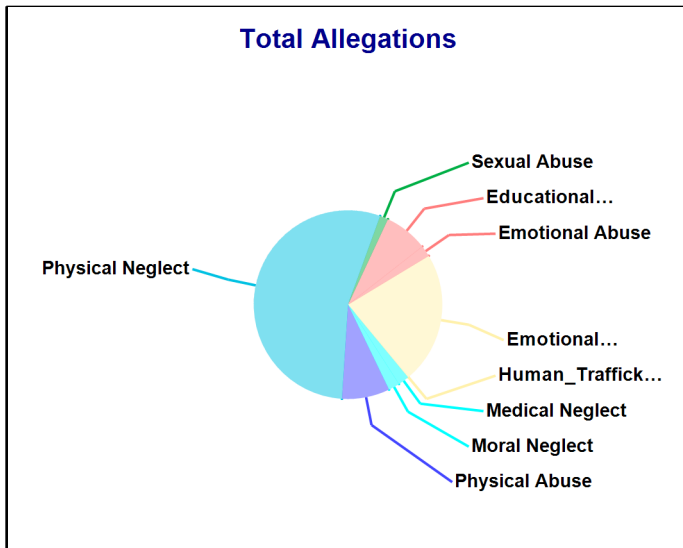
Accepted Reports: 404

Substantiated Reports: 70

Substantiation Rate: 17 %

Allegations	Total	Substantiated	Substantiation Rate
Physical Abuse	81	<=10	10 - 20 %
Educational Neglect	74	<=10	0 - 10 %
Emotional Neglect	223	46	21 %
High Risk Newborn	-	-	-
Medical Neglect	19	<=10	20 - 30 %
At Risk	-	-	-
Physical Neglect	539	143	27 %
Sexual Abuse	14	<=10	30 - 40 %
Emotional Abuse	19	-	-
Human_Trafficking	<=10	-	0 - 10 %
Moral Neglect	19	<=10	50 - 60 %
Total Allegations	989	222	22 %

Children Substantiated as Abuse/Neglect/Uncared for: 99



State of Connecticut
 Department of Children and Families
 Town Pages
 State Fiscal Year: 2019

Number of Accepted Reports and allegations to DCF
 Town: FAIRFIELD


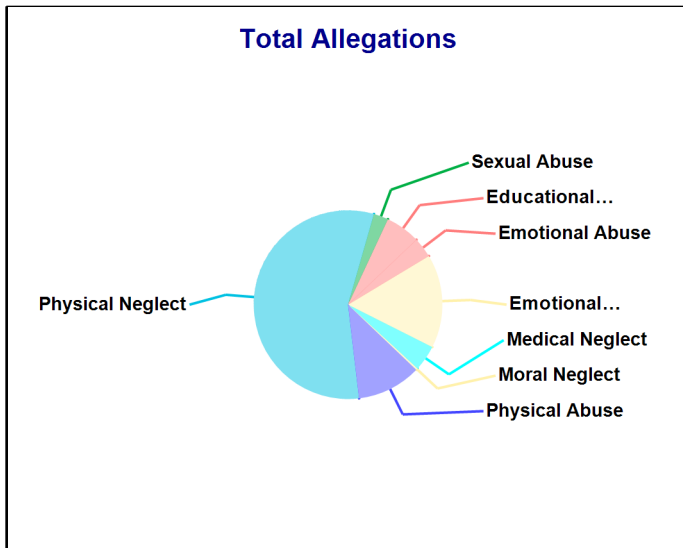
Accepted Reports: 162

Substantiated Reports: 31

Substantiation Rate: 19 %

Allegations	Total	Substantiated	Substantiation Rate
Physical Abuse	35	<=10	0 - 10 %
Educational Neglect	19	<=10	30 - 40 %
Emotional Neglect	51	20	39 %
High Risk Newborn	-	-	-
Medical Neglect	14	<=10	20 - 30 %
At Risk	-	-	-
Physical Neglect	179	43	24 %
Sexual Abuse	<=10	<=10	20 - 30 %
Emotional Abuse	11	<=10	20 - 30 %
Human_Trafficking	-	-	-
Moral Neglect	<=10	-	0 - 10 %
Total Allegations	318	80	25 %

Children Substantiated as Abuse/Neglect/Uncared for: 44



State of Connecticut
 Department of Children and Families
 Town Pages
 State Fiscal Year: 2019

Number of Accepted Reports and allegations to DCF
 Town: FARMINGTON


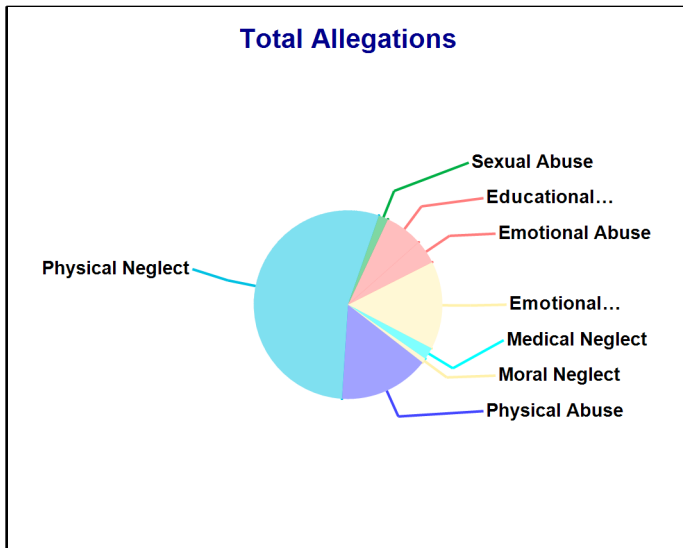
Accepted Reports: 116

Substantiated Reports: 16

Substantiation Rate: 14 %

Allegations	Total	Substantiated	Substantiation Rate
Physical Abuse	38	<=10	0 - 10 %
Educational Neglect	16	<=10	40 - 50 %
Emotional Neglect	37	<=10	20 - 30 %
High Risk Newborn	-	-	-
Medical Neglect	<=10	-	0 - 10 %
At Risk	-	-	-
Physical Neglect	133	17	13 %
Sexual Abuse	<=10	-	0 - 10 %
Emotional Abuse	<=10	<=10	0 - 10 %
Human_Trafficking	-	-	-
Moral Neglect	<=10	-	0 - 10 %
Total Allegations	245	34	14 %

Children Substantiated as Abuse/Neglect/Uncared for: 19



State of Connecticut
 Department of Children and Families
 Town Pages
 State Fiscal Year: 2019

Number of Accepted Reports and allegations to DCF
 Town: GLASTONBURY

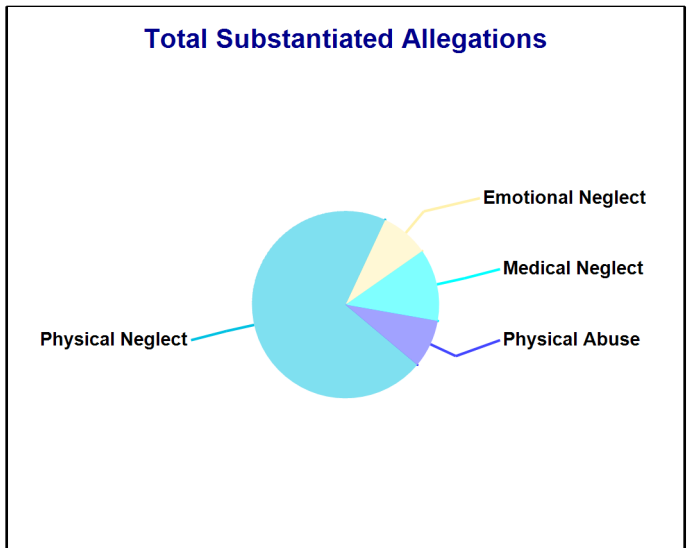
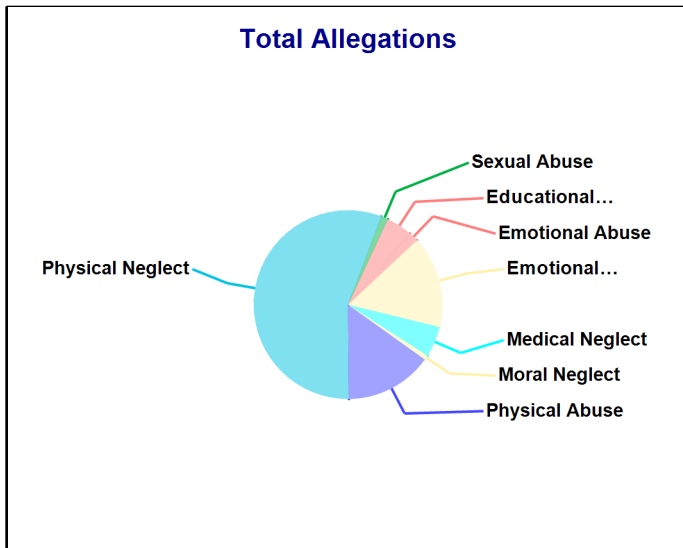
Accepted Reports: 120

Substantiated Reports: 12

Substantiation Rate: 10 %

Allegations	Total	Substantiated	Substantiation Rate
Physical Abuse	37	<=10	0 - 10 %
Educational Neglect	11	-	-
Emotional Neglect	39	<=10	0 - 10 %
High Risk Newborn	-	-	-
Medical Neglect	13	<=10	20 - 30 %
At Risk	-	-	-
Physical Neglect	138	17	12 %
Sexual Abuse	<=10	-	0 - 10 %
Emotional Abuse	<=10	-	0 - 10 %
Human_Trafficking	-	-	-
Moral Neglect	<=10	-	0 - 10 %
Total Allegations	247	24	10 %

Children Substantiated as Abuse/Neglect/Uncared for: 16



State of Connecticut
 Department of Children and Families
 Town Pages
 State Fiscal Year: 2019

Number of Accepted Reports and allegations to DCF
 Town: GREENWICH


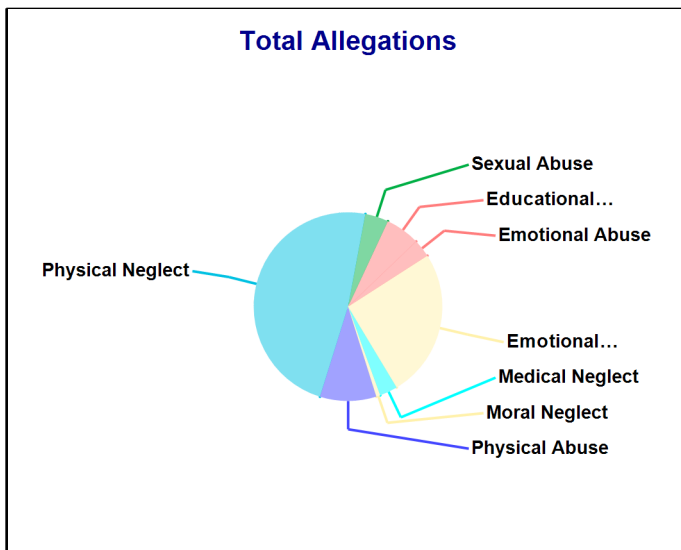
Accepted Reports: 198

Substantiated Reports: 41

Substantiation Rate: 21 %

Allegations	Total	Substantiated	Substantiation Rate
Physical Abuse	41	<=10	0 - 10 %
Educational Neglect	25	<=10	20 - 30 %
Emotional Neglect	108	26	24 %
High Risk Newborn	-	-	-
Medical Neglect	13	<=10	20 - 30 %
At Risk	-	-	-
Physical Neglect	204	49	24 %
Sexual Abuse	17	-	-
Emotional Abuse	13	<=10	0 - 10 %
Human_Trafficking	-	-	-
Moral Neglect	<=10	-	0 - 10 %
Total Allegations	424	90	21 %

Children Substantiated as Abuse/Neglect/Uncared for: 60



State of Connecticut
 Department of Children and Families
 Town Pages
 State Fiscal Year: 2019

Number of Accepted Reports and allegations to DCF
 Town: GRISWOLD

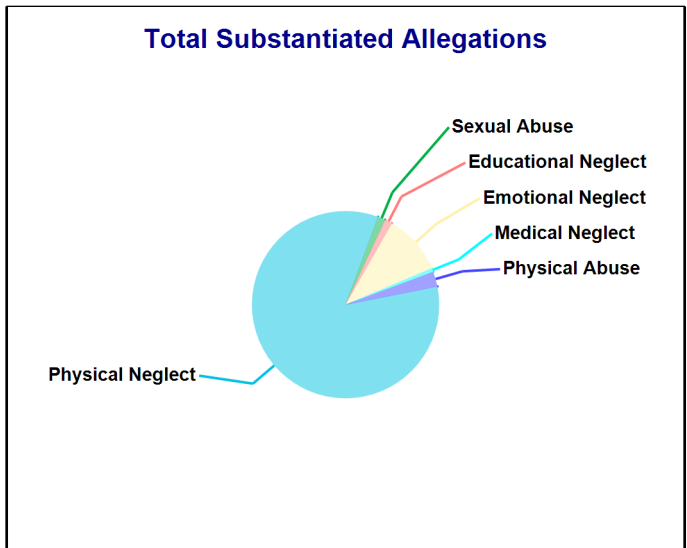
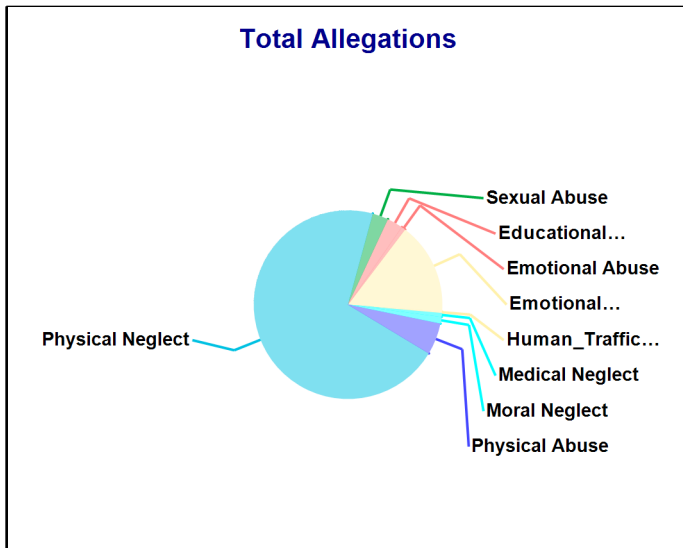
Accepted Reports: 139

Substantiated Reports: 33

Substantiation Rate: 24 %

Allegations	Total	Substantiated	Substantiation Rate
Physical Abuse	24	<=10	10 - 20 %
Educational Neglect	12	<=10	10 - 20 %
Emotional Neglect	70	16	23 %
High Risk Newborn	-	-	-
Medical Neglect	<=10	<=10	30 - 40 %
At Risk	-	-	-
Physical Neglect	312	129	41 %
Sexual Abuse	12	<=10	10 - 20 %
Emotional Abuse	<=10	-	0 - 10 %
Human_Trafficking	<=10	-	0 - 10 %
Moral Neglect	<=10	-	0 - 10 %
Total Allegations	442	154	35 %

Children Substantiated as Abuse/Neglect/Uncared for: 46



State of Connecticut
 Department of Children and Families
 Town Pages
 State Fiscal Year: 2019

Number of Accepted Reports and allegations to DCF
 Town: GROTON


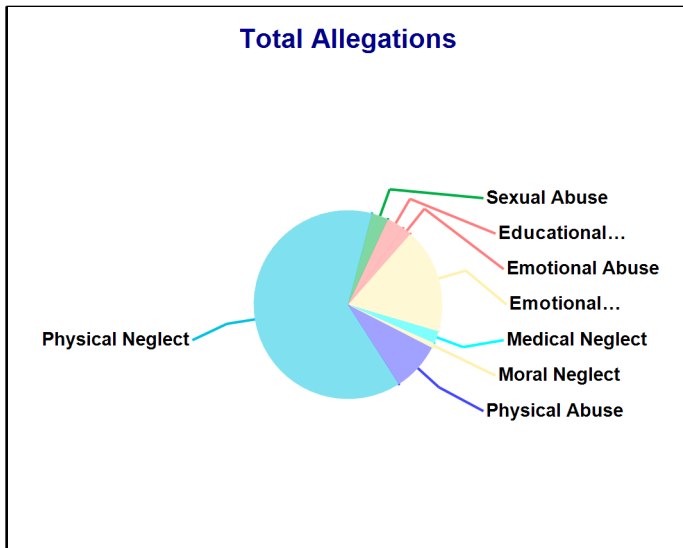
Accepted Reports: 334

Substantiated Reports: 66

Substantiation Rate: 20 %

Allegations	Total	Substantiated	Substantiation Rate
Physical Abuse	76	<=10	0 - 10 %
Educational Neglect	27	<=10	10 - 20 %
Emotional Neglect	164	66	40 %
High Risk Newborn	-	-	-
Medical Neglect	19	<=10	20 - 30 %
At Risk	-	-	-
Physical Neglect	572	197	34 %
Sexual Abuse	26	<=10	30 - 40 %
Emotional Abuse	14	<=10	20 - 30 %
Human_Trafficking	-	-	-
Moral Neglect	<=10	<=10	40 - 50 %
Total Allegations	906	294	32 %

Children Substantiated as Abuse/Neglect/Uncared for: 89



State of Connecticut
 Department of Children and Families
 Town Pages
 State Fiscal Year: 2019

Number of Accepted Reports and allegations to DCF
 Town: HAMDEN

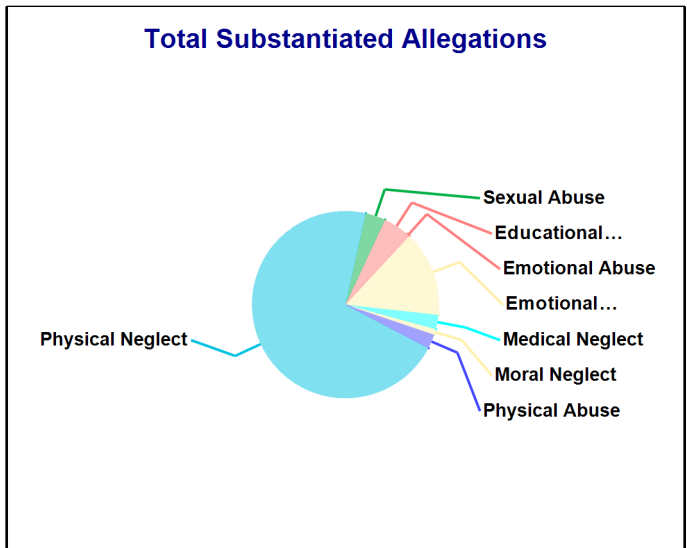
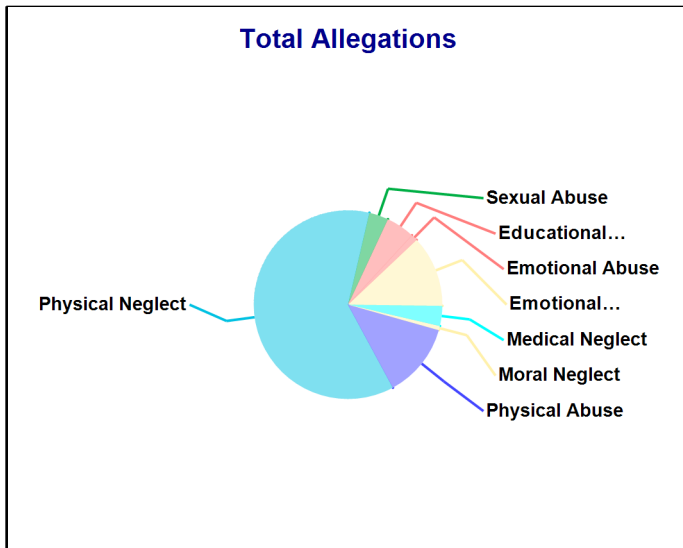
Accepted Reports: 364

Substantiated Reports: 86

Substantiation Rate: 24 %

Allegations	Total	Substantiated	Substantiation Rate
Physical Abuse	104	<=10	0 - 10 %
Educational Neglect	40	<=10	20 - 30 %
Emotional Neglect	100	30	30 %
High Risk Newborn	-	-	-
Medical Neglect	28	<=10	10 - 20 %
At Risk	-	-	-
Physical Neglect	502	143	28 %
Sexual Abuse	27	<=10	20 - 30 %
Emotional Abuse	<=10	<=10	10 - 20 %
Human_Trafficking	-	-	-
Moral Neglect	<=10	<=10	30 - 40 %
Total Allegations	816	202	25 %

Children Substantiated as Abuse/Neglect/Uncared for: 122



State of Connecticut
 Department of Children and Families
 Town Pages
 State Fiscal Year: 2019

Number of Accepted Reports and allegations to DCF
 Town: HARTFORD

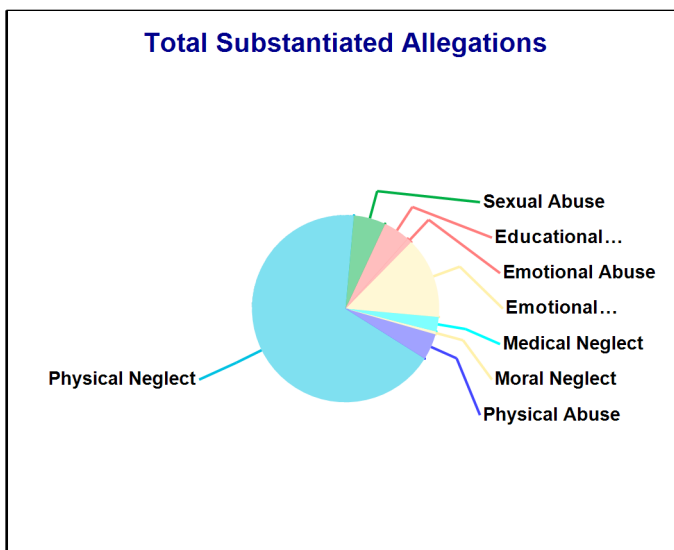
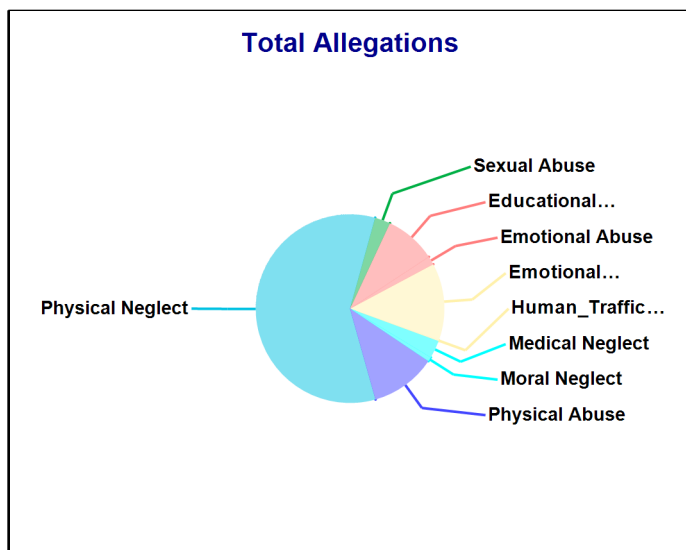
Accepted Reports: 2,797

Substantiated Reports: 419

Substantiation Rate: 15 %

Allegations	Total	Substantiated	Substantiation Rate
Physical Abuse	657	45	7 %
Educational Neglect	514	46	9 %
Emotional Neglect	773	140	18 %
High Risk Newborn	-	-	-
Medical Neglect	179	25	14 %
At Risk	-	-	-
Physical Neglect	3,426	672	20 %
Sexual Abuse	155	55	35 %
Emotional Abuse	85	<=10	0 - 10 %
Human_Trafficking	<=10	-	0 - 10 %
Moral Neglect	44	<=10	10 - 20 %
Total Allegations	5,842	996	17 %

Children Substantiated as Abuse/Neglect/Uncared for: 601



State of Connecticut
 Department of Children and Families
 Town Pages
 State Fiscal Year: 2019

Number of Accepted Reports and allegations to DCF
 Town: KILLINGLY


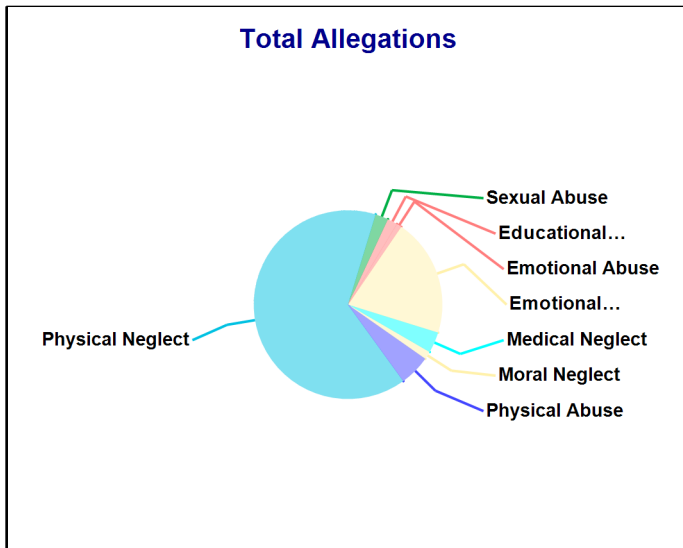
Accepted Reports: 263

Substantiated Reports: 68

Substantiation Rate: 26 %

Allegations	Total	Substantiated	Substantiation Rate
Physical Abuse	43	<=10	10 - 20 %
Educational Neglect	14	<=10	20 - 30 %
Emotional Neglect	164	87	53 %
High Risk Newborn	-	-	-
Medical Neglect	29	<=10	20 - 30 %
At Risk	-	-	-
Physical Neglect	524	173	33 %
Sexual Abuse	18	<=10	20 - 30 %
Emotional Abuse	<=10	<=10	10 - 20 %
Human_Trafficking	-	-	-
Moral Neglect	11	<=10	10 - 20 %
Total Allegations	810	285	35 %

Children Substantiated as Abuse/Neglect/Uncared for: 105



State of Connecticut
 Department of Children and Families
 Town Pages
 State Fiscal Year: 2019

Number of Accepted Reports and allegations to DCF
 Town: LEBANON

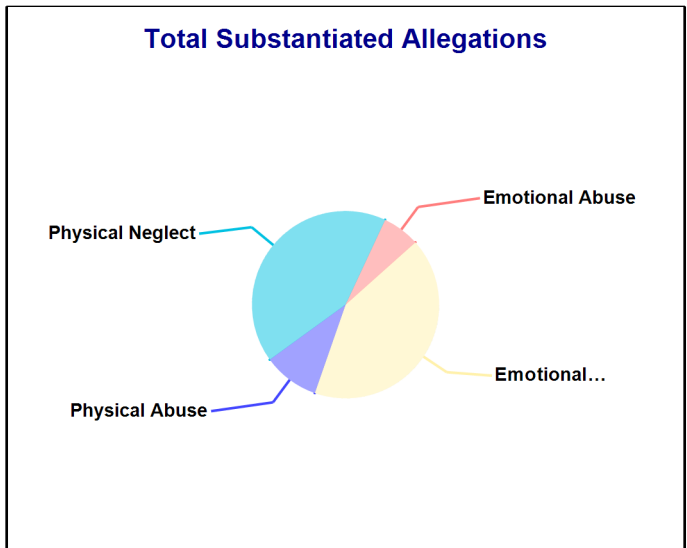
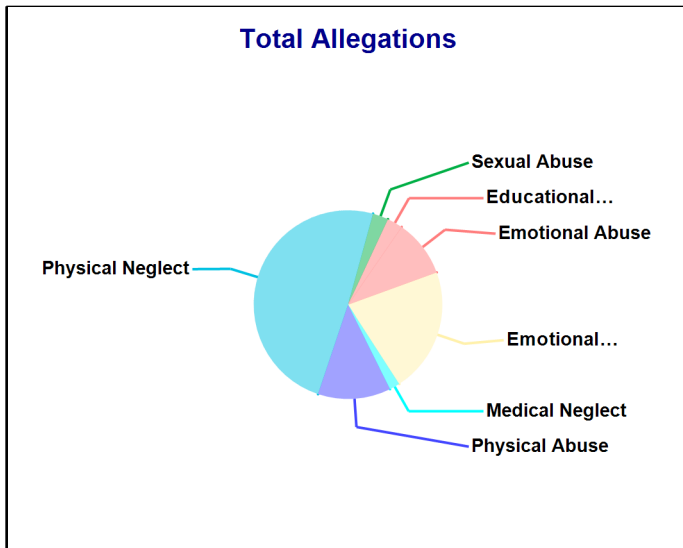
Accepted Reports: 41

Substantiated Reports: 6

Substantiation Rate: 15 %

Allegations	Total	Substantiated	Substantiation Rate
Physical Abuse	14	<=10	20 - 30 %
Educational Neglect	<=10	-	0 - 10 %
Emotional Neglect	24	13	54 %
High Risk Newborn	-	-	-
Medical Neglect	<=10	-	0 - 10 %
At Risk	-	-	-
Physical Neglect	55	13	24 %
Sexual Abuse	<=10	-	0 - 10 %
Emotional Abuse	11	<=10	10 - 20 %
Human_Trafficking	-	-	-
Moral Neglect	-	-	-
Total Allegations	112	31	28 %

Children Substantiated as Abuse/Neglect/Uncared for: 11



State of Connecticut
 Department of Children and Families
 Town Pages
 State Fiscal Year: 2019

Number of Accepted Reports and allegations to DCF
 Town: LEDYARD

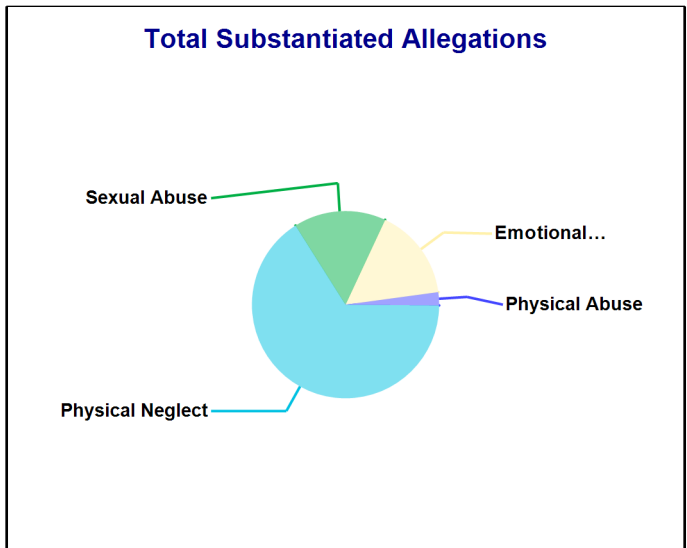
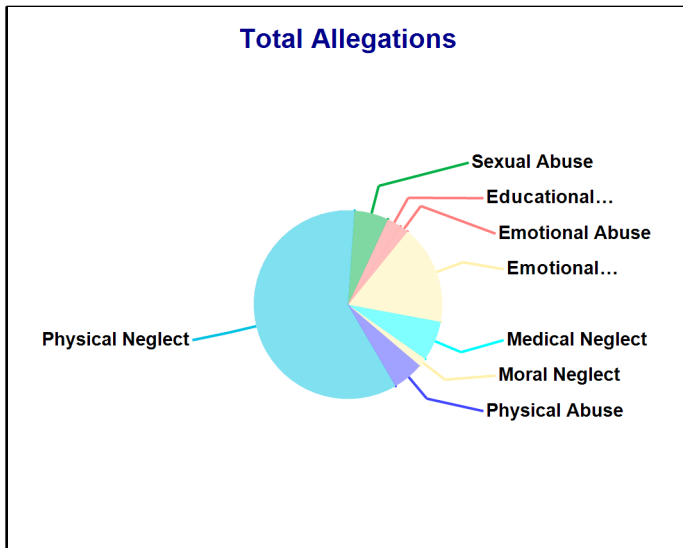
Accepted Reports: 85

Substantiated Reports: 18

Substantiation Rate: 21 %

Allegations	Total	Substantiated	Substantiation Rate
Physical Abuse	11	<=10	0 - 10 %
Educational Neglect	<=10	-	0 - 10 %
Emotional Neglect	35	<=10	10 - 20 %
High Risk Newborn	-	-	-
Medical Neglect	14	-	-
At Risk	-	-	-
Physical Neglect	122	29	24 %
Sexual Abuse	12	<=10	50 - 60 %
Emotional Abuse	<=10	-	0 - 10 %
Human_Trafficking	-	-	-
Moral Neglect	<=10	-	0 - 10 %
Total Allegations	205	44	21 %

Children Substantiated as Abuse/Neglect/Uncared for: 26



State of Connecticut
 Department of Children and Families
 Town Pages
 State Fiscal Year: 2019

Number of Accepted Reports and allegations to DCF
 Town: LISBON

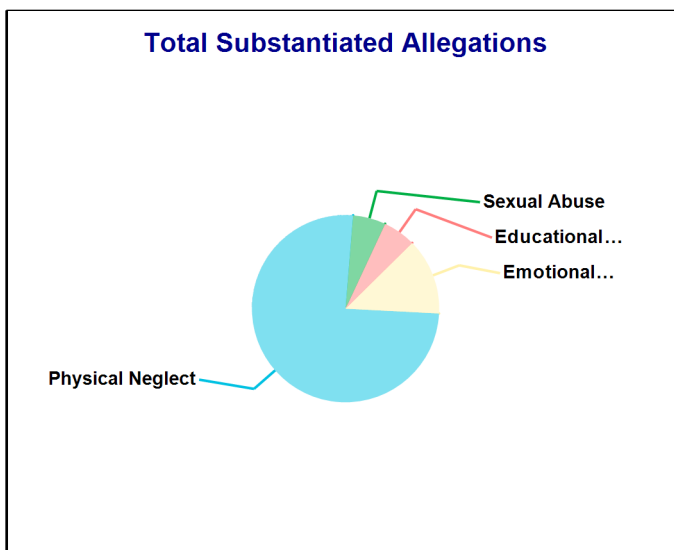
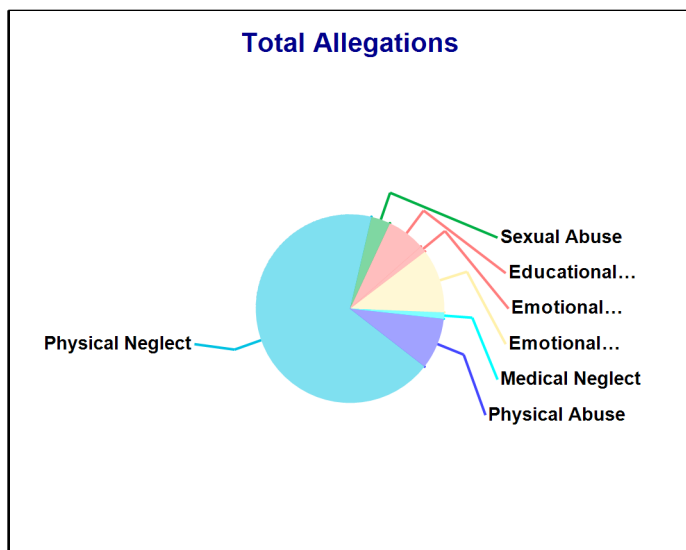
Accepted Reports: 24

Substantiated Reports: 6

Substantiation Rate: 25 %

Allegations	Total	Substantiated	Substantiation Rate
Physical Abuse	<=10	-	0 - 10 %
Educational Neglect	<=10	<=10	40 - 50 %
Emotional Neglect	<=10	<=10	60 - 70 %
High Risk Newborn	-	-	-
Medical Neglect	<=10	-	0 - 10 %
At Risk	-	-	-
Physical Neglect	62	40	65 %
Sexual Abuse	<=10	<=10	90 - 100 %
Emotional Abuse	<=10	-	0 - 10 %
Human_Trafficking	-	-	-
Moral Neglect	-	-	-
Total Allegations	91	53	58 %

Children Substantiated as Abuse/Neglect/Uncared for: 15



State of Connecticut
 Department of Children and Families
 Town Pages
 State Fiscal Year: 2019

Number of Accepted Reports and allegations to DCF
 Town: MANCHESTER


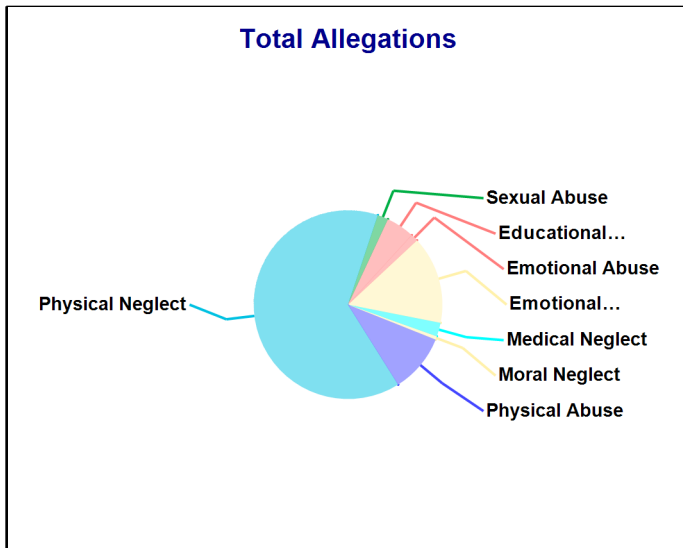
Accepted Reports: 714

Substantiated Reports: 94

Substantiation Rate: 13 %

Allegations	Total	Substantiated	Substantiation Rate
Physical Abuse	153	<=10	0 - 10 %
Educational Neglect	74	<=10	0 - 10 %
Emotional Neglect	229	51	22 %
High Risk Newborn	-	-	-
Medical Neglect	36	<=10	10 - 20 %
At Risk	-	-	-
Physical Neglect	975	173	18 %
Sexual Abuse	28	<=10	20 - 30 %
Emotional Abuse	19	-	-
Human_Trafficking	-	-	-
Moral Neglect	<=10	<=10	10 - 20 %
Total Allegations	1,523	242	16 %

Children Substantiated as Abuse/Neglect/Uncared for: 143



State of Connecticut
 Department of Children and Families
 Town Pages
 State Fiscal Year: 2019

Number of Accepted Reports and allegations to DCF
 Town: MANSFIELD

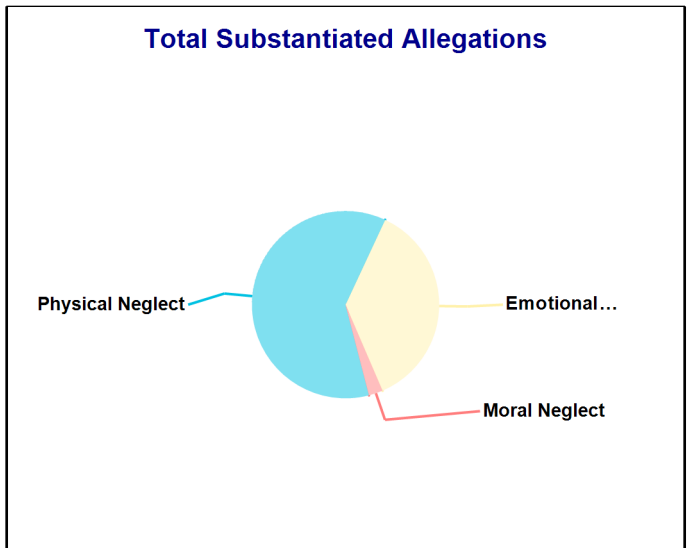
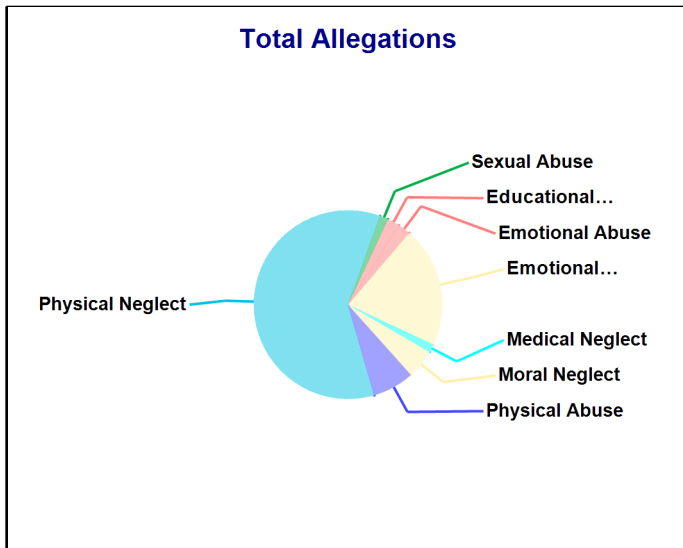
Accepted Reports: 67

Substantiated Reports: 11

Substantiation Rate: 16 %

Allegations	Total	Substantiated	Substantiation Rate
Physical Abuse	<=10	-	0 - 10 %
Educational Neglect	<=10	-	0 - 10 %
Emotional Neglect	29	15	52 %
High Risk Newborn	-	-	-
Medical Neglect	<=10	-	0 - 10 %
At Risk	-	-	-
Physical Neglect	84	25	30 %
Sexual Abuse	<=10	-	0 - 10 %
Emotional Abuse	<=10	-	0 - 10 %
Human_Trafficking	-	-	-
Moral Neglect	<=10	<=10	10 - 20 %
Total Allegations	140	41	29 %

Children Substantiated as Abuse/Neglect/Uncared for: 15



State of Connecticut
 Department of Children and Families
 Town Pages
 State Fiscal Year: 2019

Number of Accepted Reports and allegations to DCF
 Town: MERIDEN

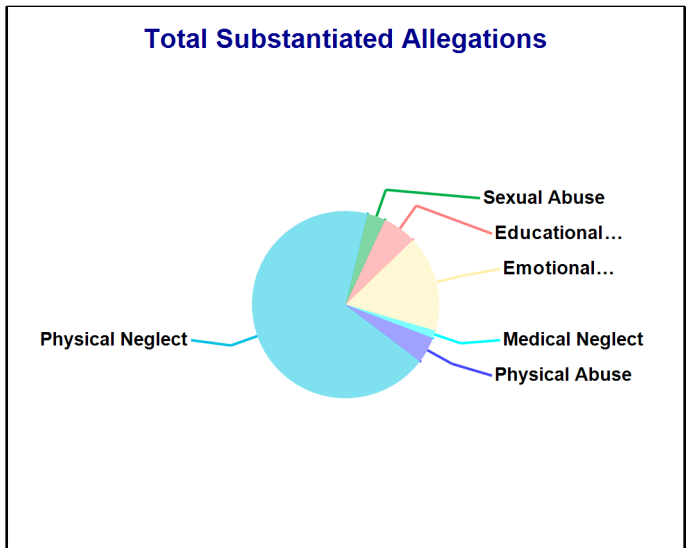
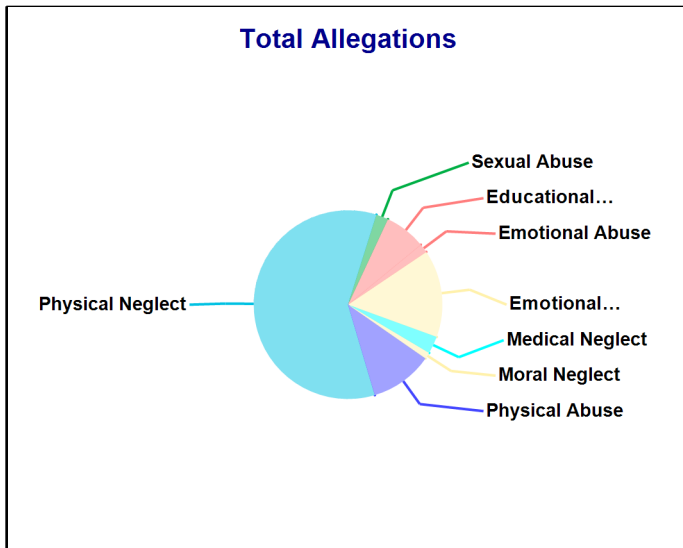
Accepted Reports: 839

Substantiated Reports: 102

Substantiation Rate: 12 %

Allegations	Total	Substantiated	Substantiation Rate
Physical Abuse	191	<=10	0 - 10 %
Educational Neglect	126	13	10 %
Emotional Neglect	266	37	14 %
High Risk Newborn	-	-	-
Medical Neglect	53	<=10	0 - 10 %
At Risk	-	-	-
Physical Neglect	1,055	152	14 %
Sexual Abuse	37	<=10	10 - 20 %
Emotional Abuse	27	-	-
Human_Trafficking	-	-	-
Moral Neglect	20	-	-
Total Allegations	1,775	222	13 %

Children Substantiated as Abuse/Neglect/Uncared for: 148



State of Connecticut
 Department of Children and Families
 Town Pages
 State Fiscal Year: 2019

Number of Accepted Reports and allegations to DCF
 Town: MIDDLETOWN


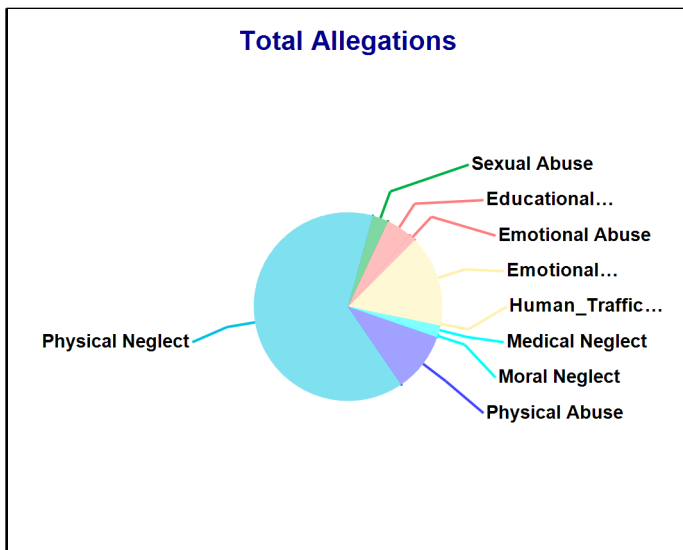
Accepted Reports: 342

Substantiated Reports: 78

Substantiation Rate: 23 %

Allegations	Total	Substantiated	Substantiation Rate
Physical Abuse	79	<=10	0 - 10 %
Educational Neglect	34	17	50 %
Emotional Neglect	118	33	28 %
High Risk Newborn	-	-	-
Medical Neglect	12	<=10	10 - 20 %
At Risk	-	-	-
Physical Neglect	495	140	28 %
Sexual Abuse	21	<=10	10 - 20 %
Emotional Abuse	<=10	<=10	20 - 30 %
Human_Trafficking	<=10	-	0 - 10 %
Moral Neglect	<=10	<=10	40 - 50 %
Total Allegations	776	203	26 %

Children Substantiated as Abuse/Neglect/Uncared for: 114



State of Connecticut
 Department of Children and Families
 Town Pages
 State Fiscal Year: 2019

Number of Accepted Reports and allegations to DCF
 Town: MILFORD

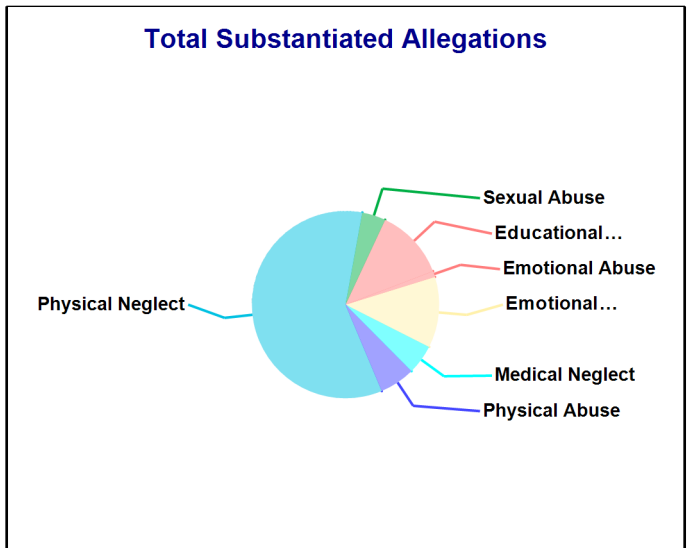
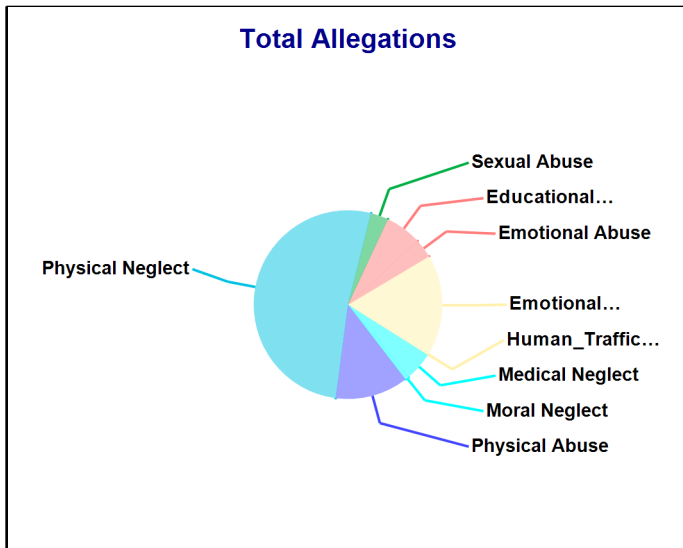
Accepted Reports: 199

Substantiated Reports: 44

Substantiation Rate: 22 %

Allegations	Total	Substantiated	Substantiation Rate
Physical Abuse	58	<=10	0 - 10 %
Educational Neglect	29	12	41 %
Emotional Neglect	80	12	15 %
High Risk Newborn	-	-	-
Medical Neglect	23	<=10	20 - 30 %
At Risk	-	-	-
Physical Neglect	240	58	24 %
Sexual Abuse	14	<=10	20 - 30 %
Emotional Abuse	15	<=10	0 - 10 %
Human_Trafficking	<=10	-	0 - 10 %
Moral Neglect	<=10	-	0 - 10 %
Total Allegations	463	98	21 %

Children Substantiated as Abuse/Neglect/Uncared for: 55



State of Connecticut
 Department of Children and Families
 Town Pages
 State Fiscal Year: 2019

Number of Accepted Reports and allegations to DCF
 Town: MONROE

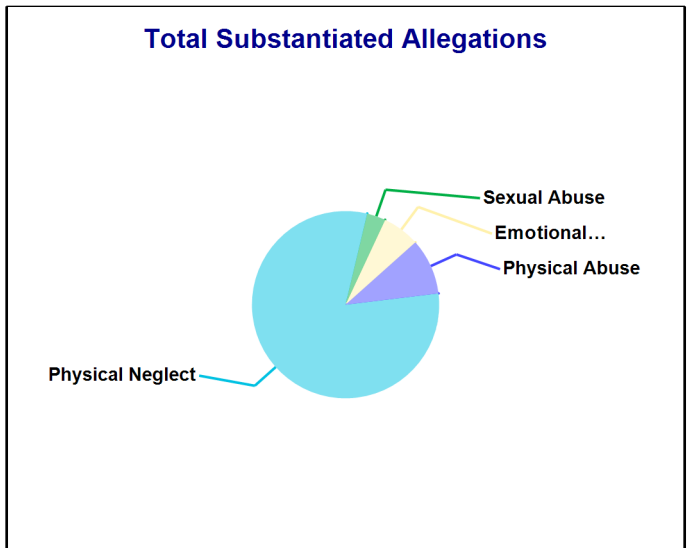
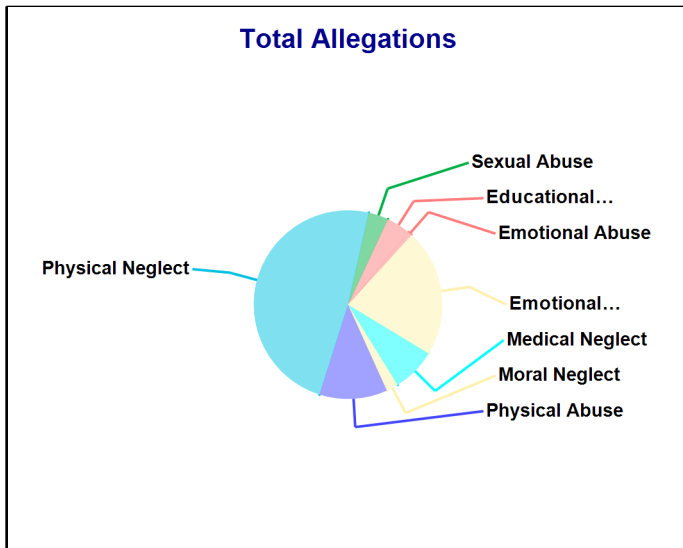
Accepted Reports: 65

Substantiated Reports: 13

Substantiation Rate: 20 %

Allegations	Total	Substantiated	Substantiation Rate
Physical Abuse	17	<=10	10 - 20 %
Educational Neglect	<=10	-	0 - 10 %
Emotional Neglect	32	<=10	0 - 10 %
High Risk Newborn	-	-	-
Medical Neglect	11	-	-
At Risk	-	-	-
Physical Neglect	71	25	35 %
Sexual Abuse	<=10	<=10	10 - 20 %
Emotional Abuse	<=10	-	0 - 10 %
Human_Trafficking	-	-	-
Moral Neglect	<=10	-	0 - 10 %
Total Allegations	146	31	21 %

Children Substantiated as Abuse/Neglect/Uncared for: 21



State of Connecticut
 Department of Children and Families
 Town Pages
 State Fiscal Year: 2019

Number of Accepted Reports and allegations to DCF
 Town: MONTVILLE

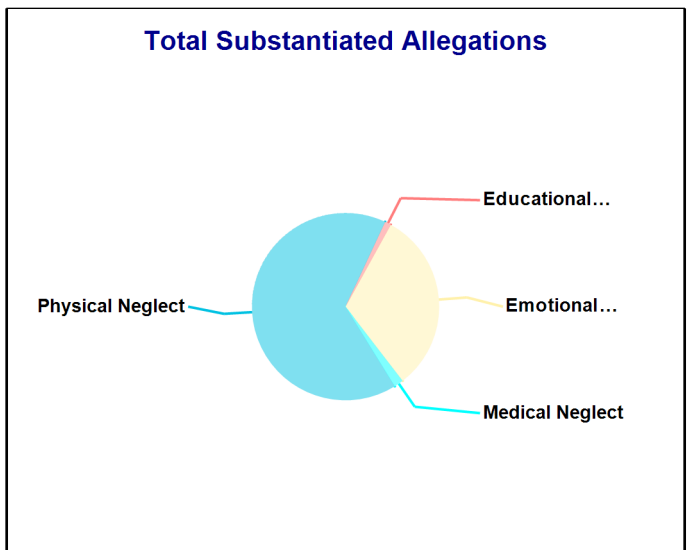
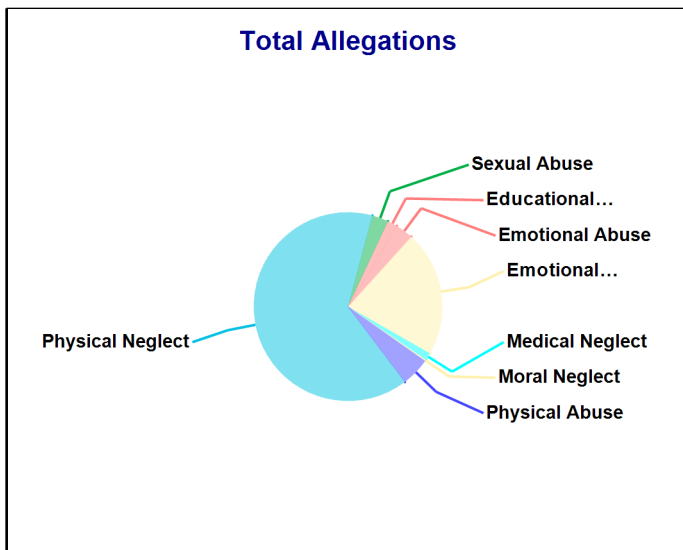
Accepted Reports: 138

Substantiated Reports: 33

Substantiation Rate: 24 %

Allegations	Total	Substantiated	Substantiation Rate
Physical Abuse	23	-	-
Educational Neglect	<=10	<=10	20 - 30 %
Emotional Neglect	100	58	58 %
High Risk Newborn	-	-	-
Medical Neglect	<=10	<=10	40 - 50 %
At Risk	-	-	-
Physical Neglect	299	121	40 %
Sexual Abuse	13	-	-
Emotional Abuse	14	-	-
Human_Trafficking	-	-	-
Moral Neglect	<=10	-	0 - 10 %
Total Allegations	464	184	40 %

Children Substantiated as Abuse/Neglect/Uncared for: 54



State of Connecticut
 Department of Children and Families
 Town Pages
 State Fiscal Year: 2019

Number of Accepted Reports and allegations to DCF
 Town: NAUGATUCK

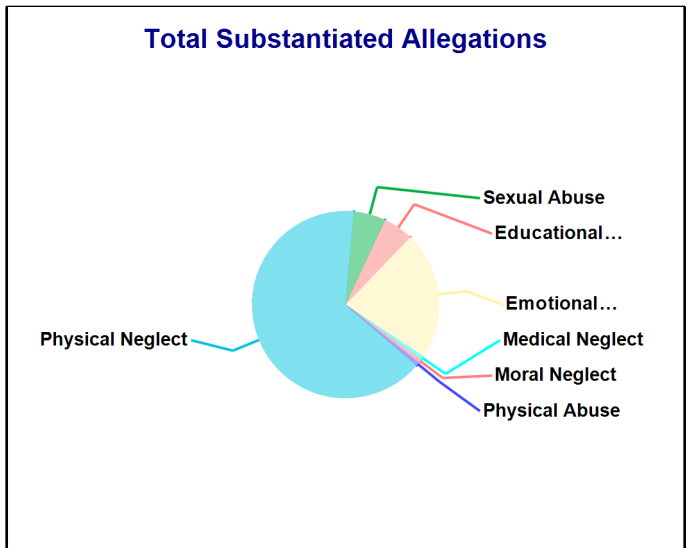
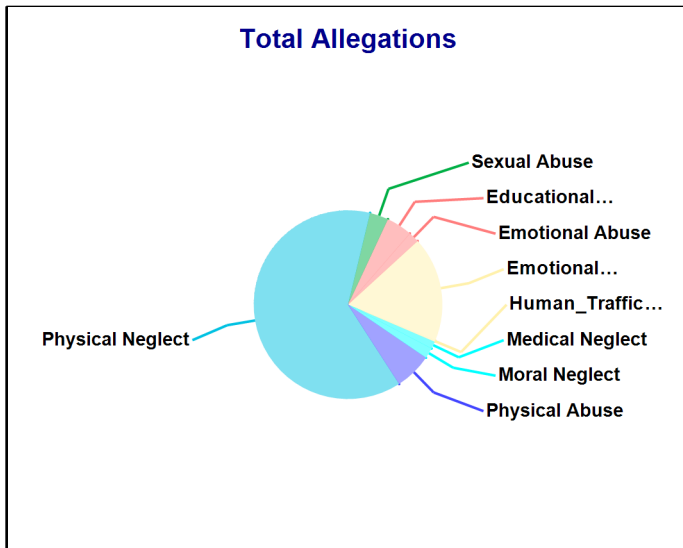
Accepted Reports: 315

Substantiated Reports: 73

Substantiation Rate: 23 %

Allegations	Total	Substantiated	Substantiation Rate
Physical Abuse	56	<=10	0 - 10 %
Educational Neglect	39	16	41 %
Emotional Neglect	158	68	43 %
High Risk Newborn	-	-	-
Medical Neglect	11	<=10	10 - 20 %
At Risk	-	-	-
Physical Neglect	552	200	36 %
Sexual Abuse	28	17	61 %
Emotional Abuse	16	-	-
Human_Trafficking	<=10	-	0 - 10 %
Moral Neglect	16	<=10	10 - 20 %
Total Allegations	878	307	35 %

Children Substantiated as Abuse/Neglect/Uncared for: 100



State of Connecticut
 Department of Children and Families
 Town Pages
 State Fiscal Year: 2019

Number of Accepted Reports and allegations to DCF
 Town: NEW BRITAIN

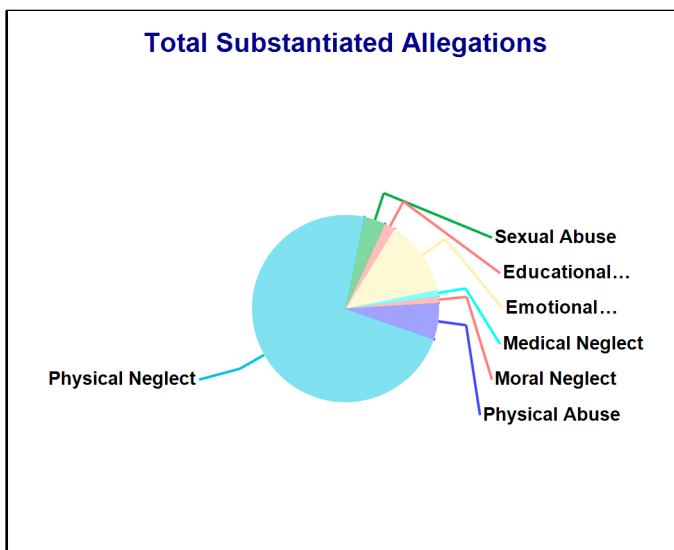
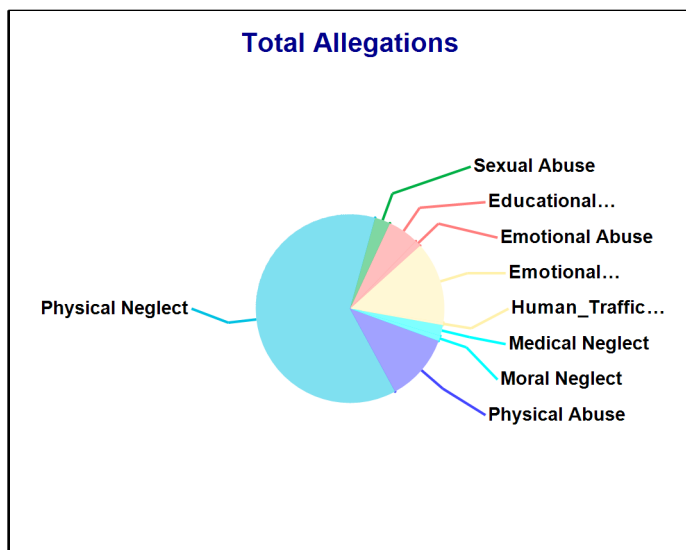
Accepted Reports: 1,171

Substantiated Reports: 201

Substantiation Rate: 17 %

Allegations	Total	Substantiated	Substantiation Rate
Physical Abuse	299	34	11 %
Educational Neglect	139	<=10	0 - 10 %
Emotional Neglect	364	70	19 %
High Risk Newborn	-	-	-
Medical Neglect	48	<=10	10 - 20 %
At Risk	-	-	-
Physical Neglect	1,617	393	24 %
Sexual Abuse	69	20	29 %
Emotional Abuse	27	-	-
Human_Trafficking	12	-	-
Moral Neglect	24	<=10	20 - 30 %
Total Allegations	2,599	539	21 %

Children Substantiated as Abuse/Neglect/Uncared for: 301



State of Connecticut
 Department of Children and Families
 Town Pages
 State Fiscal Year: 2019

Number of Accepted Reports and allegations to DCF
 Town: NEW FAIRFIELD

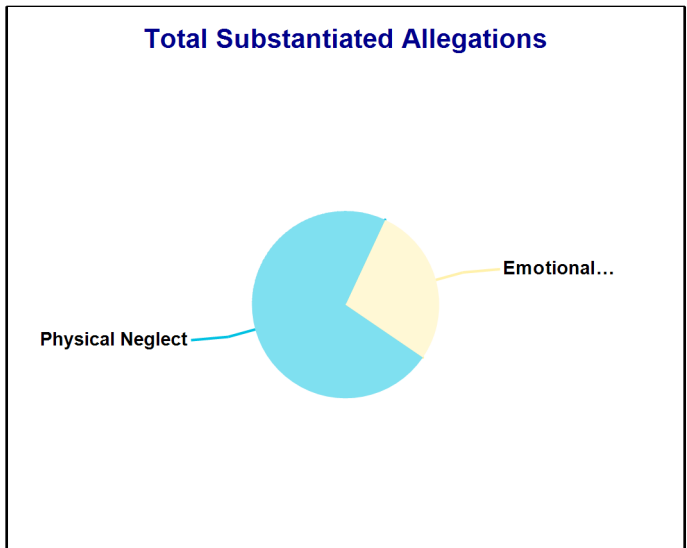
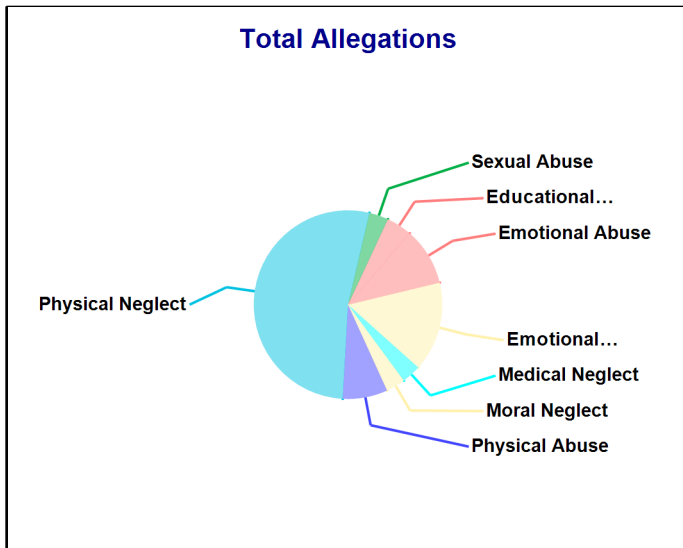
Accepted Reports: 39

Substantiated Reports: 5

Substantiation Rate: 13 %

Allegations	Total	Substantiated	Substantiation Rate
Physical Abuse	<=10	-	0 - 10 %
Educational Neglect	<=10	-	0 - 10 %
Emotional Neglect	14	<=10	50 - 60 %
High Risk Newborn	-	-	-
Medical Neglect	<=10	-	0 - 10 %
At Risk	-	-	-
Physical Neglect	48	21	44 %
Sexual Abuse	<=10	-	0 - 10 %
Emotional Abuse	<=10	-	0 - 10 %
Human_Trafficking	-	-	-
Moral Neglect	<=10	-	0 - 10 %
Total Allegations	91	29	32 %

Children Substantiated as Abuse/Neglect/Uncared for: 12



State of Connecticut
 Department of Children and Families
 Town Pages
 State Fiscal Year: 2019

Number of Accepted Reports and allegations to DCF
 Town: NEW HAVEN

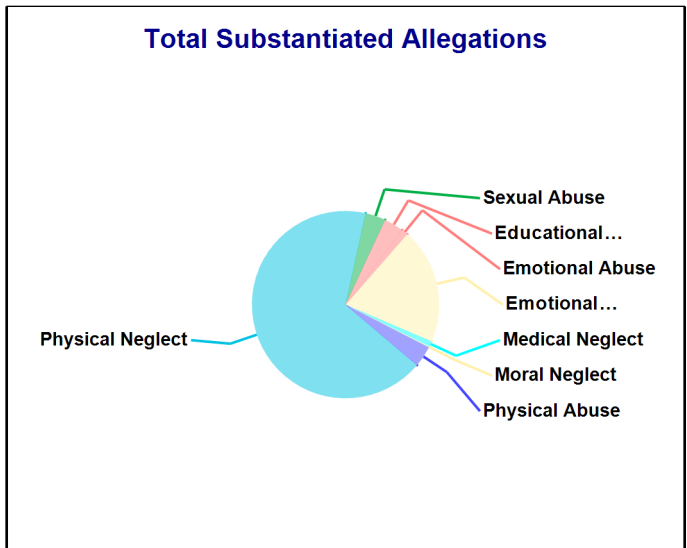
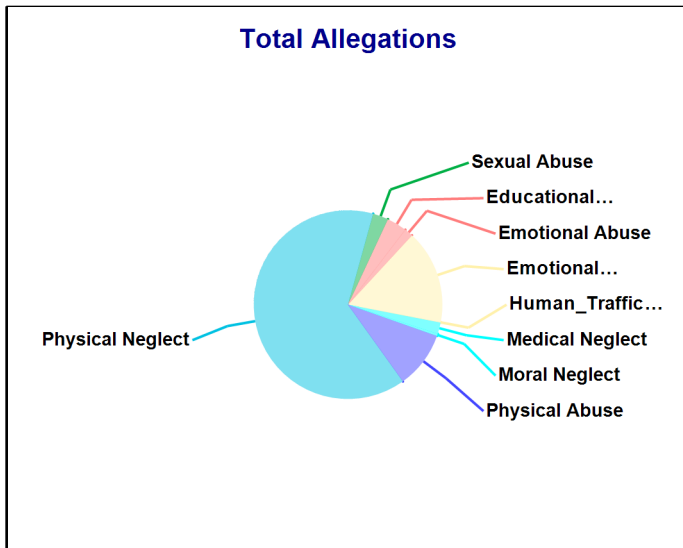
Accepted Reports: 2,068

Substantiated Reports: 542

Substantiation Rate: 26 %

Allegations	Total	Substantiated	Substantiation Rate
Physical Abuse	469	52	11 %
Educational Neglect	166	48	29 %
Emotional Neglect	776	284	37 %
High Risk Newborn	-	-	-
Medical Neglect	94	14	15 %
At Risk	-	-	-
Physical Neglect	3,093	957	31 %
Sexual Abuse	128	50	39 %
Emotional Abuse	71	16	23 %
Human_Trafficking	<=10	-	0 - 10 %
Moral Neglect	19	<=10	10 - 20 %
Total Allegations	4,820	1,423	30 %

Children Substantiated as Abuse/Neglect/Uncared for: 795



State of Connecticut
 Department of Children and Families
 Town Pages
 State Fiscal Year: 2019

Number of Accepted Reports and allegations to DCF
 Town: NEW LONDON

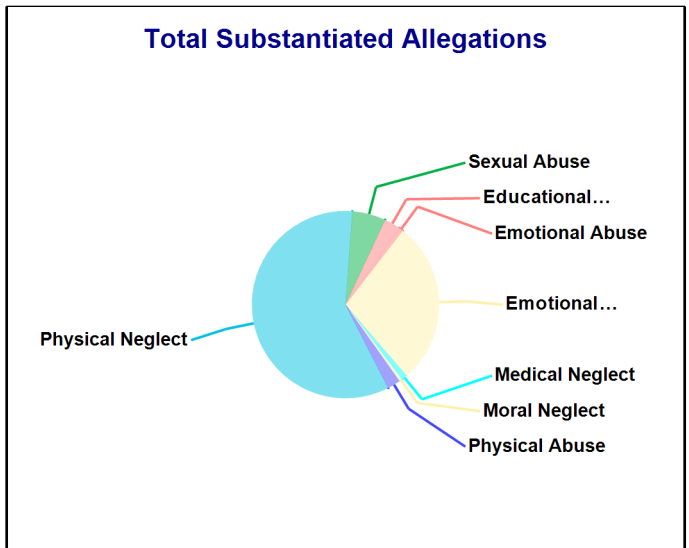
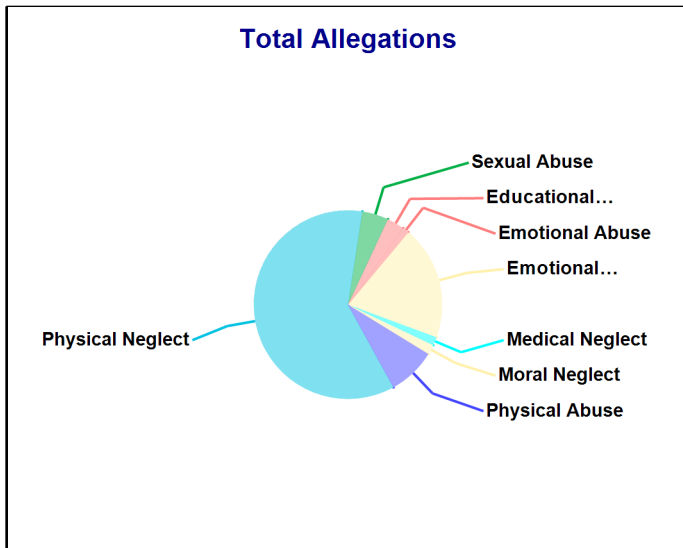
Accepted Reports: 444

Substantiated Reports: 93

Substantiation Rate: 21 %

Allegations	Total	Substantiated	Substantiation Rate
Physical Abuse	102	<=10	0 - 10 %
Educational Neglect	37	11	30 %
Emotional Neglect	242	112	46 %
High Risk Newborn	-	-	-
Medical Neglect	18	<=10	20 - 30 %
At Risk	-	-	-
Physical Neglect	748	233	31 %
Sexual Abuse	56	23	41 %
Emotional Abuse	14	<=10	20 - 30 %
Human_Trafficking	-	-	-
Moral Neglect	21	<=10	0 - 10 %
Total Allegations	1,238	397	32 %

Children Substantiated as Abuse/Neglect/Uncared for: 131



State of Connecticut
 Department of Children and Families
 Town Pages
 State Fiscal Year: 2019

Number of Accepted Reports and allegations to DCF
 Town: NEW MILFORD

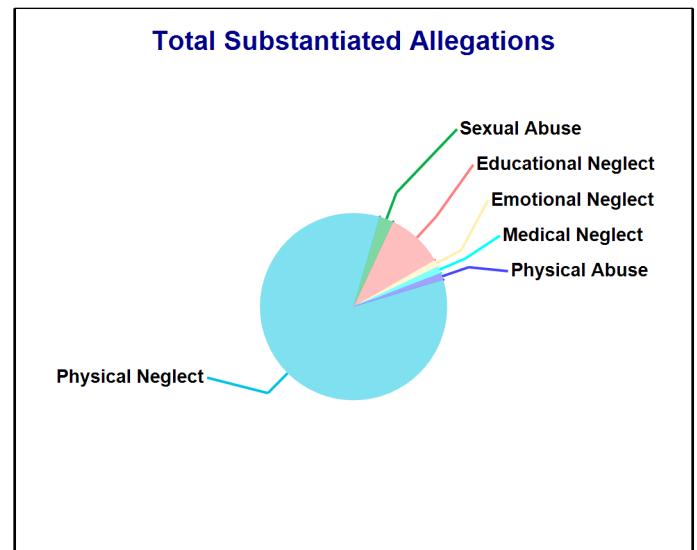
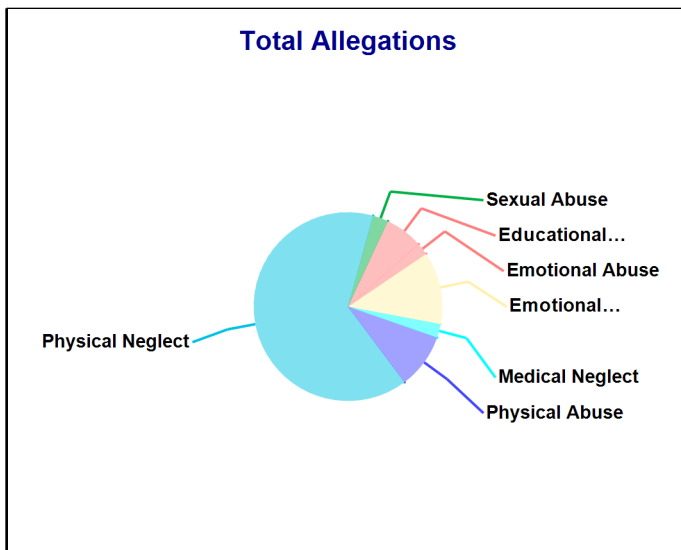
Accepted Reports: 144

Substantiated Reports: 39

Substantiation Rate: 27 %

Allegations	Total	Substantiated	Substantiation Rate
Physical Abuse	32	<=10	0 - 10 %
Educational Neglect	22	<=10	30 - 40 %
Emotional Neglect	42	<=10	0 - 10 %
High Risk Newborn	-	-	-
Medical Neglect	<=10	<=10	10 - 20 %
At Risk	-	-	-
Physical Neglect	218	69	32 %
Sexual Abuse	<=10	<=10	20 - 30 %
Emotional Abuse	<=10	-	0 - 10 %
Human_Trafficking	-	-	-
Moral Neglect	-	-	-
Total Allegations	338	82	24 %

Children Substantiated as Abuse/Neglect/Uncared for: 55



State of Connecticut
 Department of Children and Families
 Town Pages
 State Fiscal Year: 2019

Number of Accepted Reports and allegations to DCF
 Town: NEWINGTON

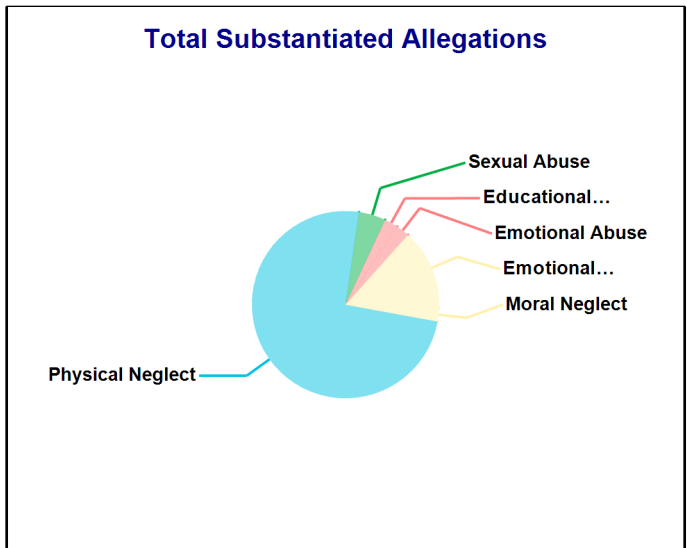
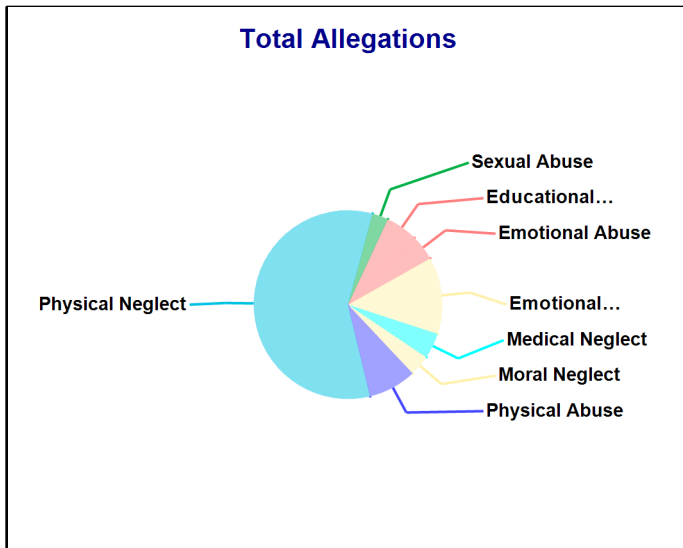
Accepted Reports: 179

Substantiated Reports: 17

Substantiation Rate: 9 %

Allegations	Total	Substantiated	Substantiation Rate
Physical Abuse	30	-	-
Educational Neglect	20	<=10	0 - 10 %
Emotional Neglect	48	<=10	10 - 20 %
High Risk Newborn	-	-	-
Medical Neglect	16	-	-
At Risk	-	-	-
Physical Neglect	211	32	15 %
Sexual Abuse	<=10	<=10	10 - 20 %
Emotional Abuse	16	<=10	0 - 10 %
Human_Trafficking	-	-	-
Moral Neglect	13	<=10	0 - 10 %
Total Allegations	364	43	12 %

Children Substantiated as Abuse/Neglect/Uncared for: 26



State of Connecticut
 Department of Children and Families
 Town Pages
 State Fiscal Year: 2019

Number of Accepted Reports and allegations to DCF
 Town: NEWTOWN

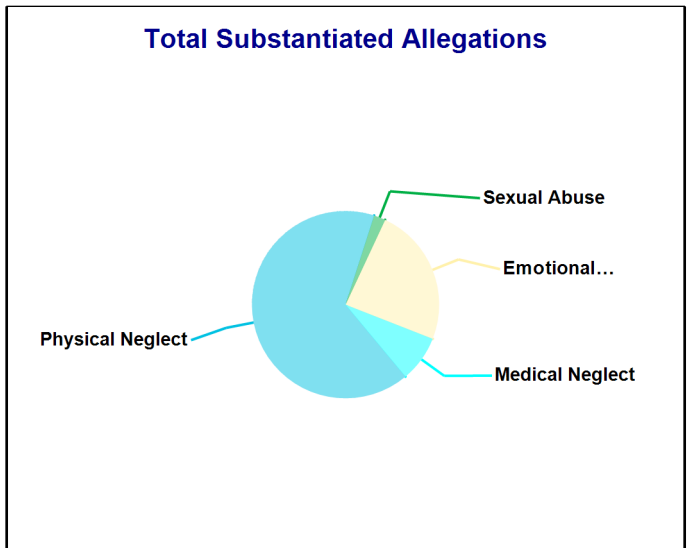
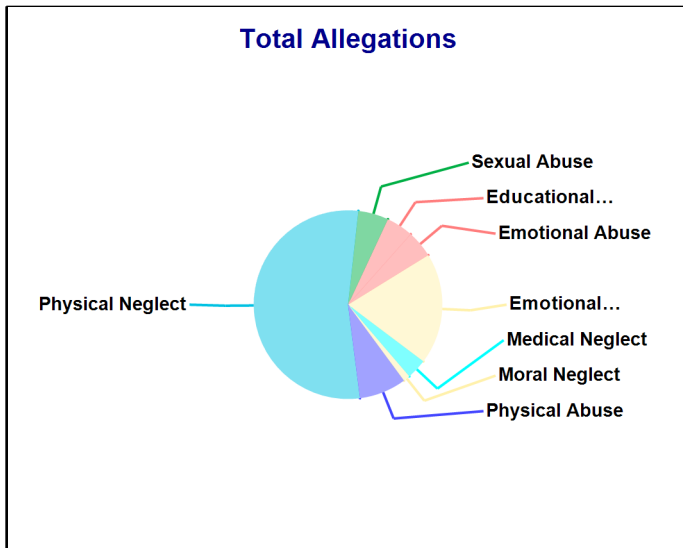
Accepted Reports: 67

Substantiated Reports: 15

Substantiation Rate: 22 %

Allegations	Total	Substantiated	Substantiation Rate
Physical Abuse	14	-	-
Educational Neglect	<=10	-	0 - 10 %
Emotional Neglect	33	12	36 %
High Risk Newborn	-	-	-
Medical Neglect	<=10	<=10	60 - 70 %
At Risk	-	-	-
Physical Neglect	93	33	35 %
Sexual Abuse	<=10	<=10	10 - 20 %
Emotional Abuse	<=10	-	0 - 10 %
Human_Trafficking	-	-	-
Moral Neglect	<=10	-	0 - 10 %
Total Allegations	173	50	29 %

Children Substantiated as Abuse/Neglect/Uncared for: 26



State of Connecticut
 Department of Children and Families
 Town Pages
 State Fiscal Year: 2019

Number of Accepted Reports and allegations to DCF
 Town: NORTH BRANFORD

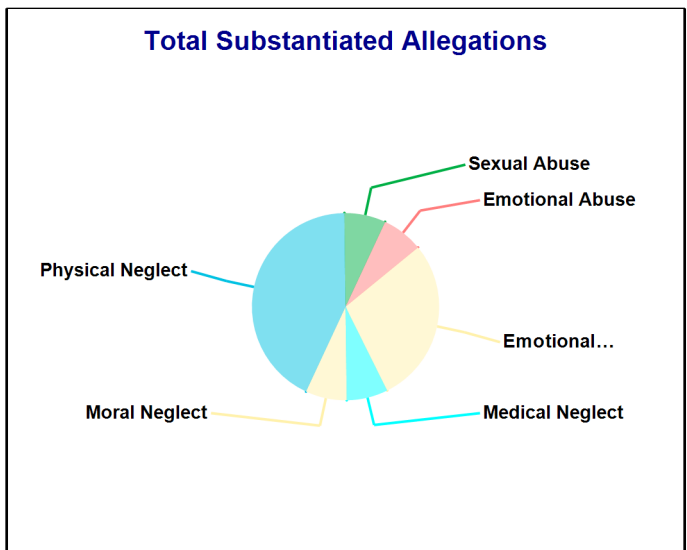
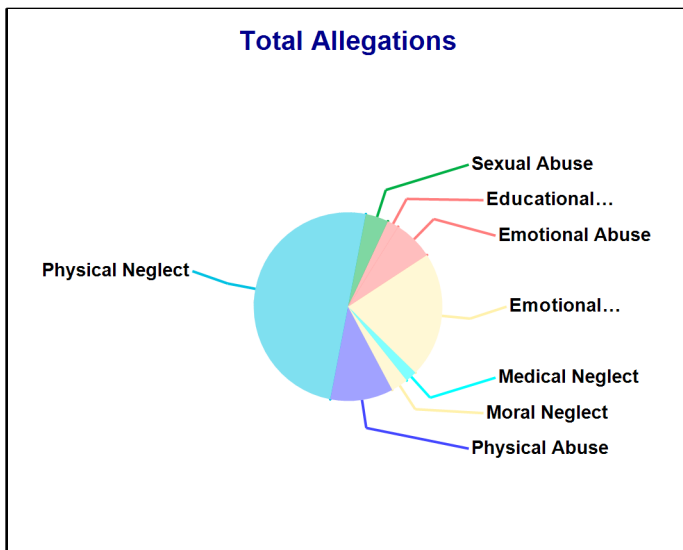
Accepted Reports: 41

Substantiated Reports: 8

Substantiation Rate: 20 %

Allegations	Total	Substantiated	Substantiation Rate
Physical Abuse	11	-	-
Educational Neglect	<=10	-	0 - 10 %
Emotional Neglect	22	<=10	10 - 20 %
High Risk Newborn	-	-	-
Medical Neglect	<=10	<=10	40 - 50 %
At Risk	-	-	-
Physical Neglect	51	<=10	10 - 20 %
Sexual Abuse	<=10	<=10	20 - 30 %
Emotional Abuse	<=10	<=10	10 - 20 %
Human_Trafficking	-	-	-
Moral Neglect	<=10	<=10	30 - 40 %
Total Allegations	102	14	14 %

Children Substantiated as Abuse/Neglect/Uncared for: 12



State of Connecticut
 Department of Children and Families
 Town Pages
 State Fiscal Year: 2019

Number of Accepted Reports and allegations to DCF
 Town: NORTH HAVEN

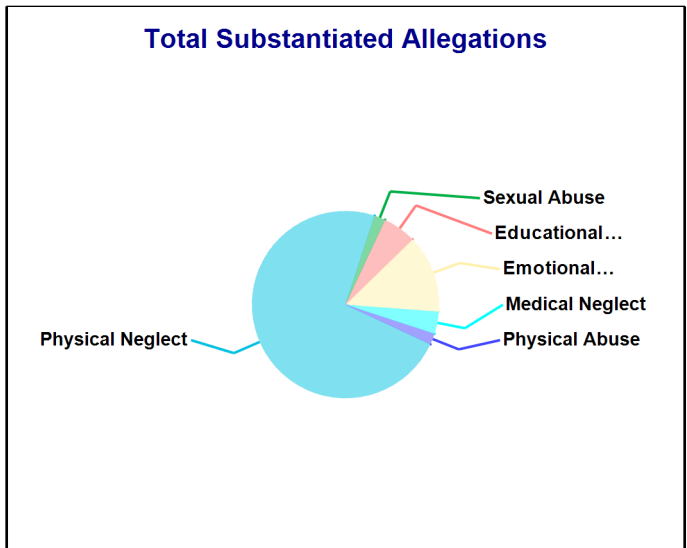
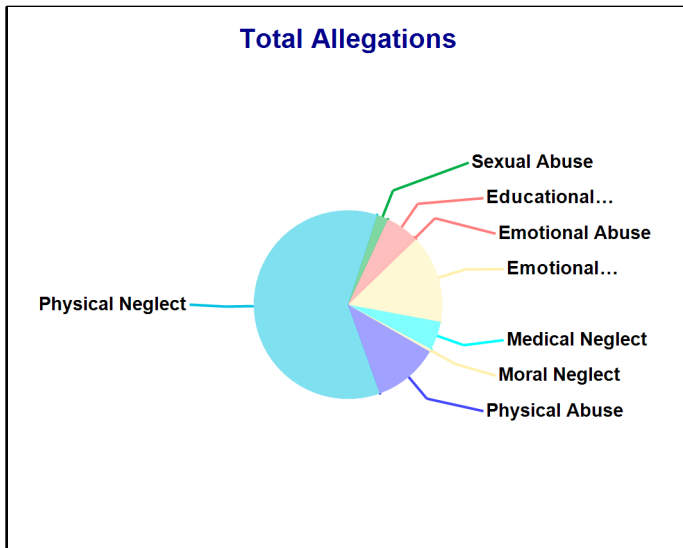
Accepted Reports: 90

Substantiated Reports: 20

Substantiation Rate: 22 %

Allegations	Total	Substantiated	Substantiation Rate
Physical Abuse	23	<=10	0 - 10 %
Educational Neglect	11	<=10	20 - 30 %
Emotional Neglect	31	<=10	20 - 30 %
High Risk Newborn	-	-	-
Medical Neglect	<=10	<=10	10 - 20 %
At Risk	-	-	-
Physical Neglect	124	38	31 %
Sexual Abuse	<=10	<=10	20 - 30 %
Emotional Abuse	<=10	-	0 - 10 %
Human_Trafficking	-	-	-
Moral Neglect	<=10	-	0 - 10 %
Total Allegations	205	52	25 %

Children Substantiated as Abuse/Neglect/Uncared for: 29



State of Connecticut
 Department of Children and Families
 Town Pages
 State Fiscal Year: 2019

Number of Accepted Reports and allegations to DCF
 Town: NORWALK

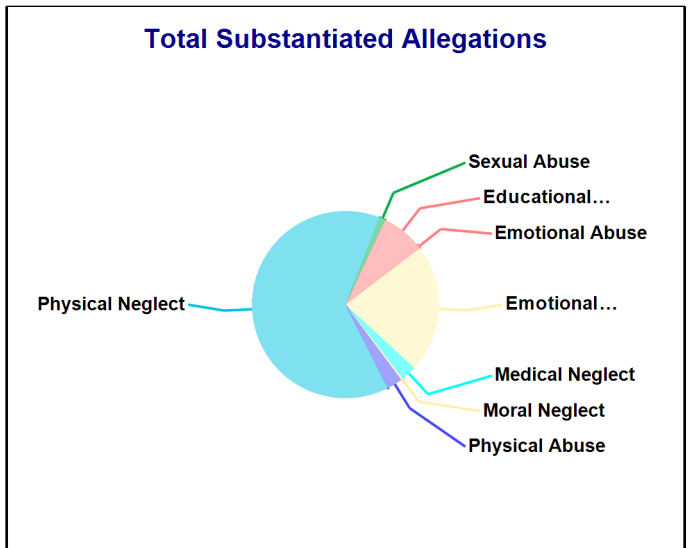
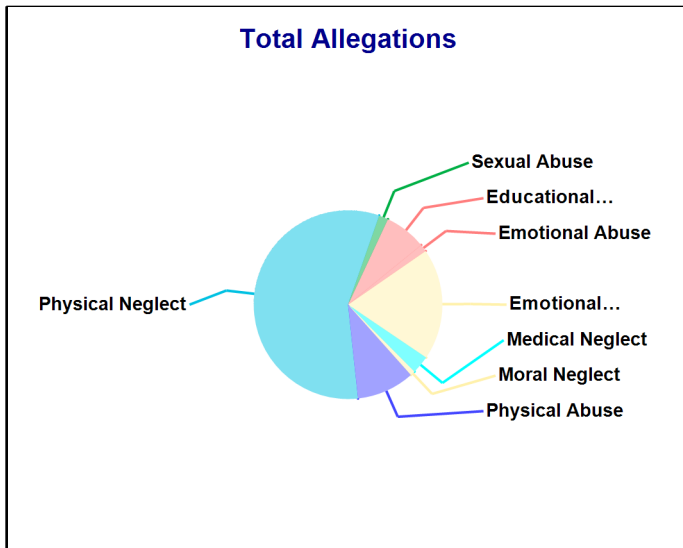
Accepted Reports: 543

Substantiated Reports: 125

Substantiation Rate: 23 %

Allegations	Total	Substantiated	Substantiation Rate
Physical Abuse	119	<=10	0 - 10 %
Educational Neglect	86	21	24 %
Emotional Neglect	229	66	29 %
High Risk Newborn	-	-	-
Medical Neglect	37	<=10	20 - 30 %
At Risk	-	-	-
Physical Neglect	684	189	28 %
Sexual Abuse	19	<=10	10 - 20 %
Emotional Abuse	15	<=10	10 - 20 %
Human_Trafficking	-	-	-
Moral Neglect	<=10	<=10	0 - 10 %
Total Allegations	1,199	298	25 %

Children Substantiated as Abuse/Neglect/Uncared for: 181



State of Connecticut
 Department of Children and Families
 Town Pages
 State Fiscal Year: 2019

Number of Accepted Reports and allegations to DCF
 Town: NORWICH


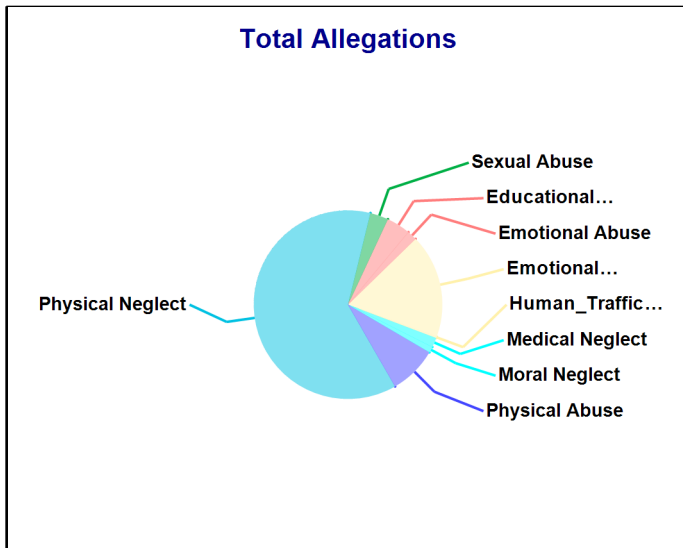
Accepted Reports: 753

Substantiated Reports: 147

Substantiation Rate: 20 %

Allegations	Total	Substantiated	Substantiation Rate
Physical Abuse	169	12	7 %
Educational Neglect	84	16	19 %
Emotional Neglect	364	139	38 %
High Risk Newborn	-	-	-
Medical Neglect	34	14	41 %
At Risk	-	-	-
Physical Neglect	1,271	350	28 %
Sexual Abuse	64	22	34 %
Emotional Abuse	34	<=10	20 - 30 %
Human_Trafficking	<=10	-	0 - 10 %
Moral Neglect	21	<=10	10 - 20 %
Total Allegations	2,046	564	28 %

Children Substantiated as Abuse/Neglect/Uncared for: 219



State of Connecticut
 Department of Children and Families
 Town Pages
 State Fiscal Year: 2019

Number of Accepted Reports and allegations to DCF
 Town: ORANGE

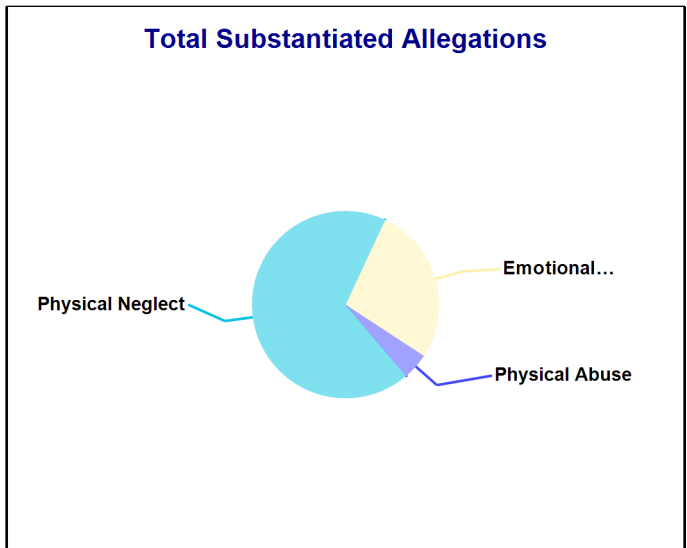
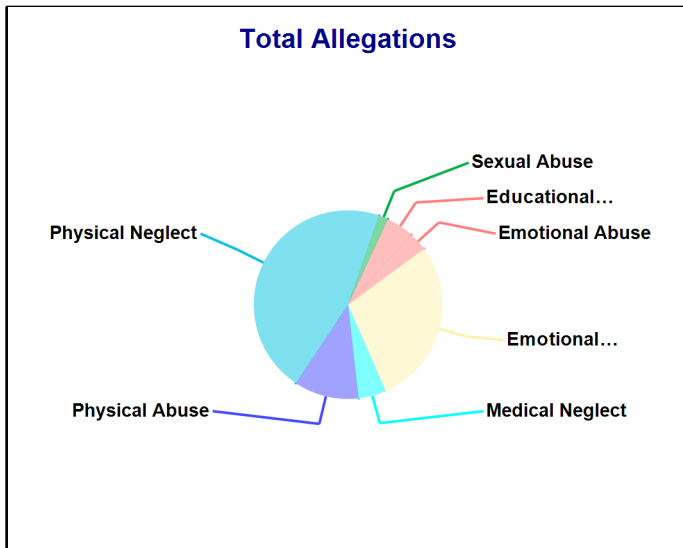
Accepted Reports: 29

Substantiated Reports: 8

Substantiation Rate: 28 %

Allegations	Total	Substantiated	Substantiation Rate
Physical Abuse	<=10	<=10	10 - 20 %
Educational Neglect	<=10	-	0 - 10 %
Emotional Neglect	18	<=10	30 - 40 %
High Risk Newborn	-	-	-
Medical Neglect	<=10	-	0 - 10 %
At Risk	-	-	-
Physical Neglect	29	15	52 %
Sexual Abuse	<=10	-	0 - 10 %
Emotional Abuse	<=10	-	0 - 10 %
Human_Trafficking	-	-	-
Moral Neglect	-	-	-
Total Allegations	63	22	35 %

Children Substantiated as Abuse/Neglect/Uncared for: 11



State of Connecticut
 Department of Children and Families
 Town Pages
 State Fiscal Year: 2019

Number of Accepted Reports and allegations to DCF
 Town: OTHER

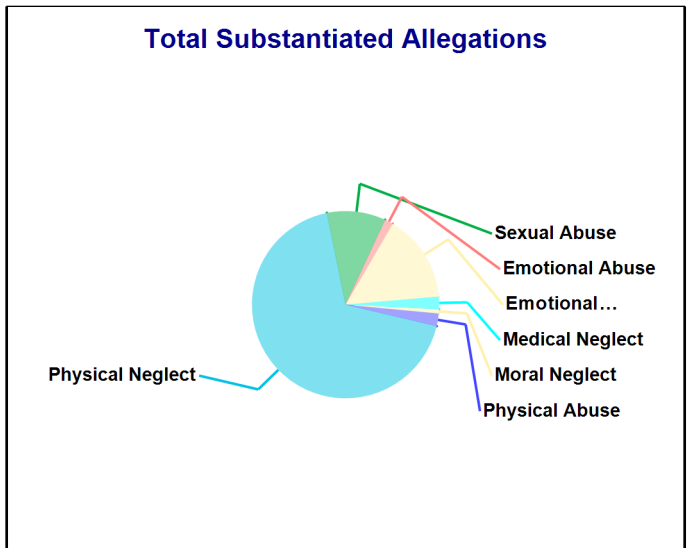
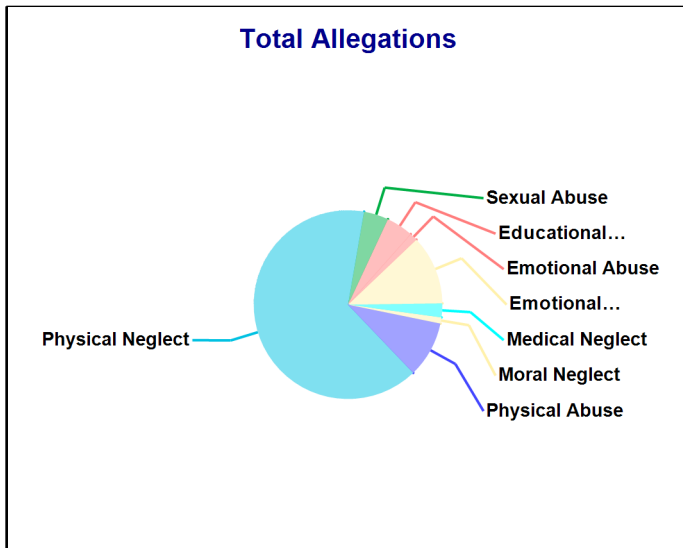
Accepted Reports: 373

Substantiated Reports: 50

Substantiation Rate: 13 %

Allegations	Total	Substantiated	Substantiation Rate
Physical Abuse	73	<=10	0 - 10 %
Educational Neglect	35	-	-
Emotional Neglect	90	21	23 %
High Risk Newborn	-	-	-
Medical Neglect	18	<=10	10 - 20 %
At Risk	-	-	-
Physical Neglect	491	94	19 %
Sexual Abuse	32	14	44 %
Emotional Abuse	<=10	<=10	10 - 20 %
Human_Trafficking	-	-	-
Moral Neglect	<=10	<=10	10 - 20 %
Total Allegations	757	138	18 %

Children Substantiated as Abuse/Neglect/Uncared for: 74



State of Connecticut
 Department of Children and Families
 Town Pages
 State Fiscal Year: 2019

Number of Accepted Reports and allegations to DCF
 Town: PLAINFIELD


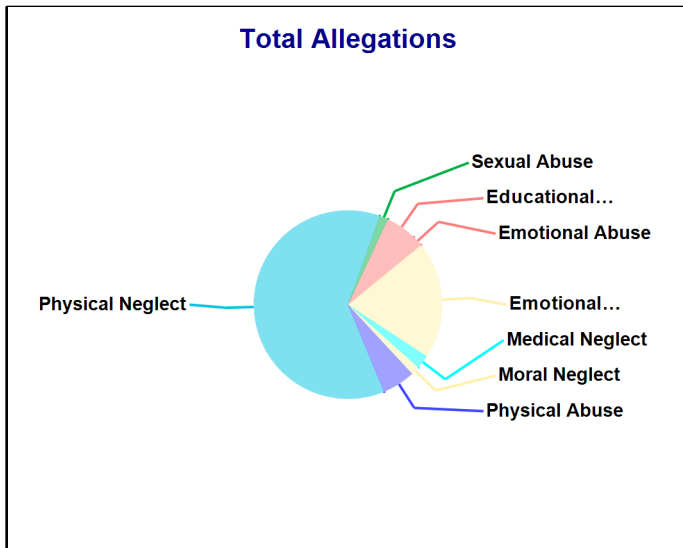
Accepted Reports: 232

Substantiated Reports: 54

Substantiation Rate: 23 %

Allegations	Total	Substantiated	Substantiation Rate
Physical Abuse	38	<=10	10 - 20 %
Educational Neglect	36	<=10	20 - 30 %
Emotional Neglect	135	83	61 %
High Risk Newborn	-	-	-
Medical Neglect	16	<=10	30 - 40 %
At Risk	-	-	-
Physical Neglect	414	146	35 %
Sexual Abuse	<=10	<=10	20 - 30 %
Emotional Abuse	12	<=10	0 - 10 %
Human_Trafficking	-	-	-
Moral Neglect	<=10	-	0 - 10 %
Total Allegations	671	252	38 %

Children Substantiated as Abuse/Neglect/Uncared for: 79



State of Connecticut
 Department of Children and Families
 Town Pages
 State Fiscal Year: 2019

Number of Accepted Reports and allegations to DCF
 Town: PLAINVILLE

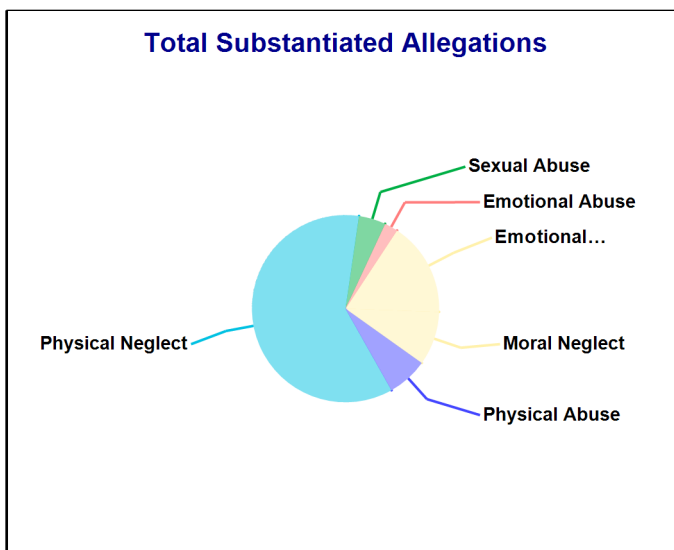
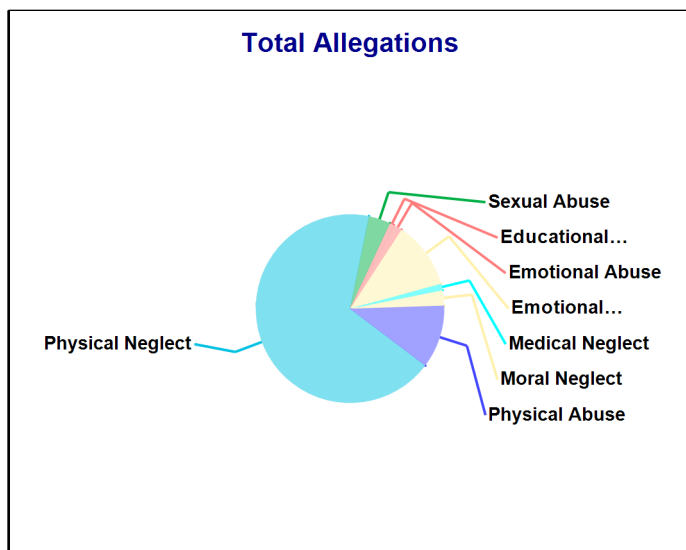
Accepted Reports: 124

Substantiated Reports: 17

Substantiation Rate: 14 %

Allegations	Total	Substantiated	Substantiation Rate
Physical Abuse	29	<=10	0 - 10 %
Educational Neglect	<=10	-	0 - 10 %
Emotional Neglect	31	<=10	20 - 30 %
High Risk Newborn	-	-	-
Medical Neglect	<=10	-	0 - 10 %
At Risk	-	-	-
Physical Neglect	182	26	14 %
Sexual Abuse	<=10	<=10	10 - 20 %
Emotional Abuse	<=10	<=10	20 - 30 %
Human_Trafficking	-	-	-
Moral Neglect	<=10	<=10	50 - 60 %
Total Allegations	268	43	16 %

Children Substantiated as Abuse/Neglect/Uncared for: 22



State of Connecticut
 Department of Children and Families
 Town Pages
 State Fiscal Year: 2019

Number of Accepted Reports and allegations to DCF
 Town: PLYMOUTH


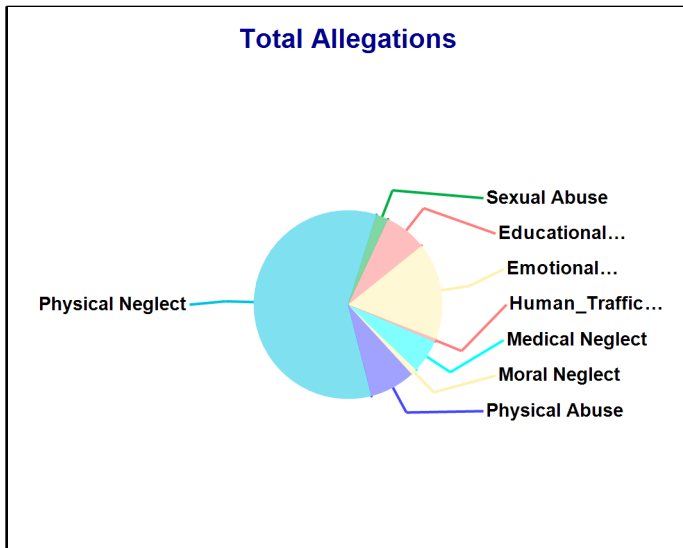
Accepted Reports: 92

Substantiated Reports: 13

Substantiation Rate: 14 %

Allegations	Total	Substantiated	Substantiation Rate
Physical Abuse	15	<=10	0 - 10 %
Educational Neglect	14	<=10	0 - 10 %
Emotional Neglect	32	<=10	10 - 20 %
High Risk Newborn	-	-	-
Medical Neglect	11	<=10	30 - 40 %
At Risk	-	-	-
Physical Neglect	113	21	19 %
Sexual Abuse	<=10	<=10	40 - 50 %
Emotional Abuse	-	-	-
Human_Trafficking	<=10	-	0 - 10 %
Moral Neglect	<=10	-	0 - 10 %
Total Allegations	192	33	17 %

Children Substantiated as Abuse/Neglect/Uncared for: 15



State of Connecticut
 Department of Children and Families
 Town Pages
 State Fiscal Year: 2019

Number of Accepted Reports and allegations to DCF
 Town: PORTLAND

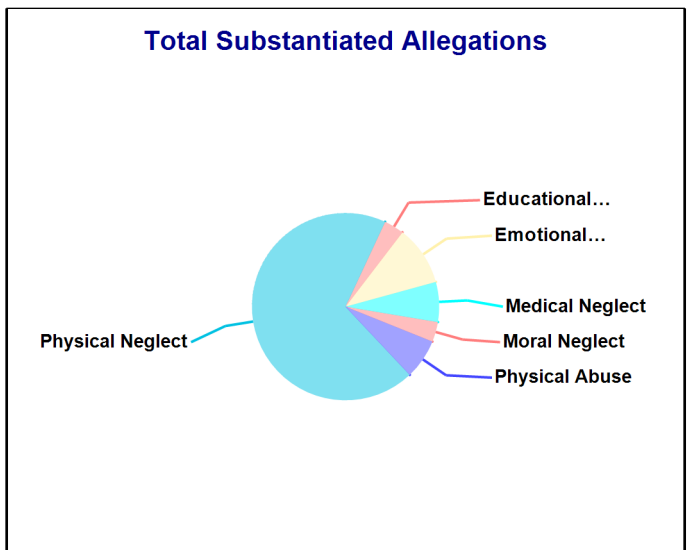
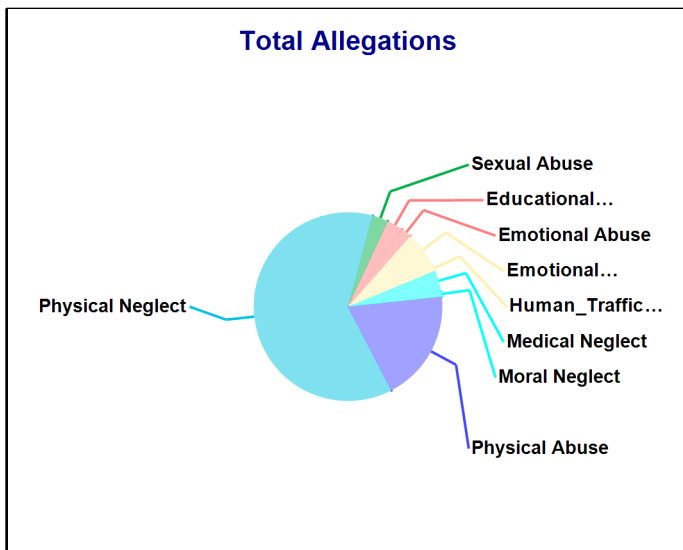
Accepted Reports: 52

Substantiated Reports: 11

Substantiation Rate: 21 %

Allegations	Total	Substantiated	Substantiation Rate
Physical Abuse	21	<=10	0 - 10 %
Educational Neglect	<=10	<=10	30 - 40 %
Emotional Neglect	<=10	<=10	40 - 50 %
High Risk Newborn	-	-	-
Medical Neglect	<=10	<=10	40 - 50 %
At Risk	-	-	-
Physical Neglect	68	20	29 %
Sexual Abuse	<=10	-	0 - 10 %
Emotional Abuse	<=10	-	0 - 10 %
Human_Trafficking	<=10	-	0 - 10 %
Moral Neglect	<=10	<=10	90 - 100 %
Total Allegations	110	29	26 %

Children Substantiated as Abuse/Neglect/Uncared for: 14



State of Connecticut
 Department of Children and Families
 Town Pages
 State Fiscal Year: 2019

Number of Accepted Reports and allegations to DCF
 Town: PUTNAM

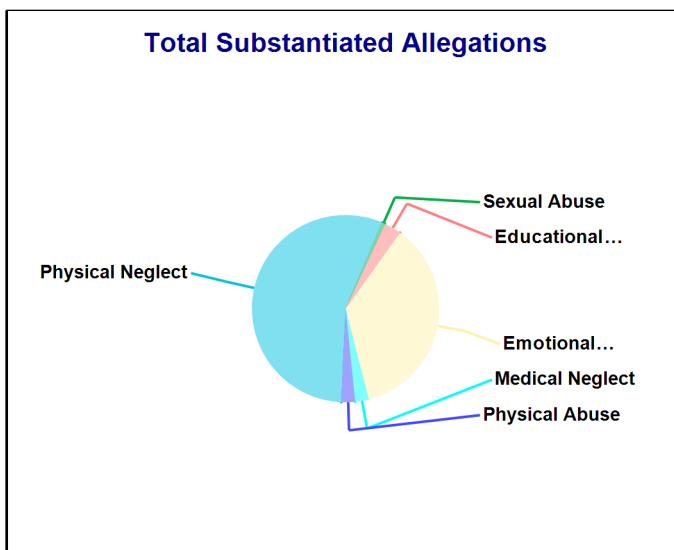
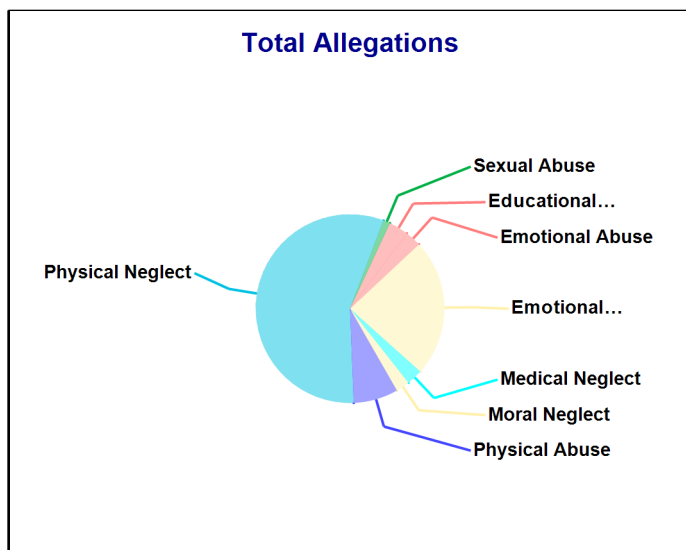
Accepted Reports: 191

Substantiated Reports: 41

Substantiation Rate: 21 %

Allegations	Total	Substantiated	Substantiation Rate
Physical Abuse	39	<=10	0 - 10 %
Educational Neglect	17	<=10	20 - 30 %
Emotional Neglect	120	61	51 %
High Risk Newborn	-	-	-
Medical Neglect	14	<=10	20 - 30 %
At Risk	-	-	-
Physical Neglect	287	94	33 %
Sexual Abuse	<=10	<=10	10 - 20 %
Emotional Abuse	14	-	-
Human_Trafficking	-	-	-
Moral Neglect	12	-	-
Total Allegations	509	169	33 %

Children Substantiated as Abuse/Neglect/Uncared for: 64



State of Connecticut
 Department of Children and Families
 Town Pages
 State Fiscal Year: 2019

Number of Accepted Reports and allegations to DCF
 Town: SEYMOUR


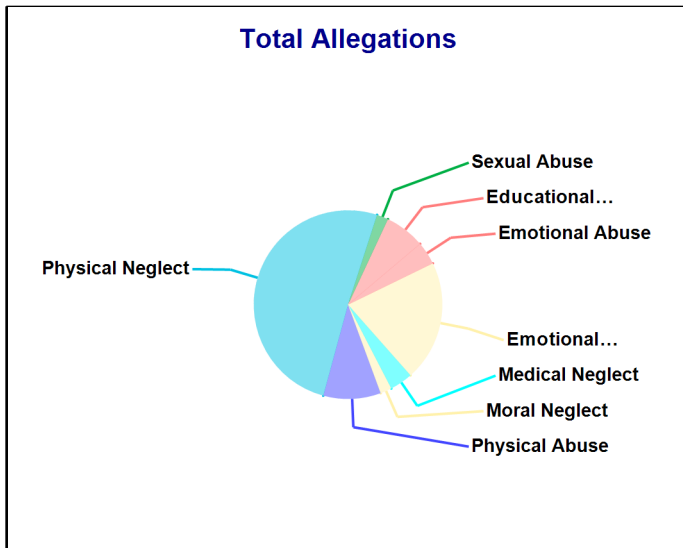
Accepted Reports: 92

Substantiated Reports: 23

Substantiation Rate: 25 %

Allegations	Total	Substantiated	Substantiation Rate
Physical Abuse	20	<=10	0 - 10 %
Educational Neglect	14	<=10	10 - 20 %
Emotional Neglect	42	17	40 %
High Risk Newborn	-	-	-
Medical Neglect	<=10	<=10	10 - 20 %
At Risk	-	-	-
Physical Neglect	103	28	27 %
Sexual Abuse	<=10	<=10	20 - 30 %
Emotional Abuse	<=10	<=10	40 - 50 %
Human_Trafficking	-	-	-
Moral Neglect	<=10	-	0 - 10 %
Total Allegations	203	54	27 %

Children Substantiated as Abuse/Neglect/Uncared for: 31



State of Connecticut
 Department of Children and Families
 Town Pages
 State Fiscal Year: 2019

Number of Accepted Reports and allegations to DCF
 Town: SHELTON

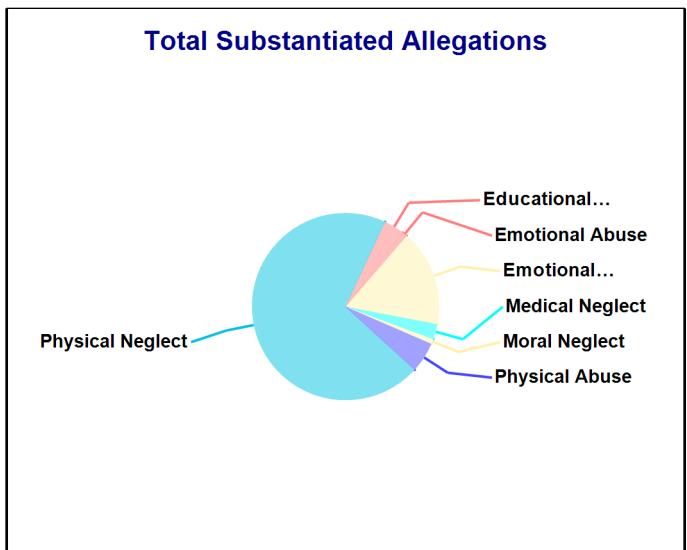
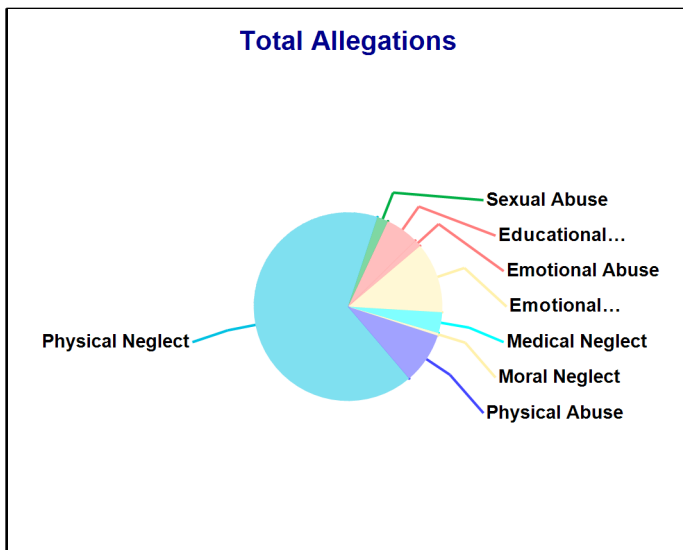
Accepted Reports: 188

Substantiated Reports: 41

Substantiation Rate: 22 %

Allegations	Total	Substantiated	Substantiation Rate
Physical Abuse	37	<=10	10 - 20 %
Educational Neglect	24	<=10	10 - 20 %
Emotional Neglect	51	19	37 %
High Risk Newborn	-	-	-
Medical Neglect	15	<=10	10 - 20 %
At Risk	-	-	-
Physical Neglect	279	80	29 %
Sexual Abuse	<=10	-	0 - 10 %
Emotional Abuse	<=10	<=10	10 - 20 %
Human_Trafficking	-	-	-
Moral Neglect	<=10	<=10	40 - 50 %
Total Allegations	421	114	27 %

Children Substantiated as Abuse/Neglect/Uncared for: 59



State of Connecticut
 Department of Children and Families
 Town Pages
 State Fiscal Year: 2019

Number of Accepted Reports and allegations to DCF
 Town: SIMSBURY

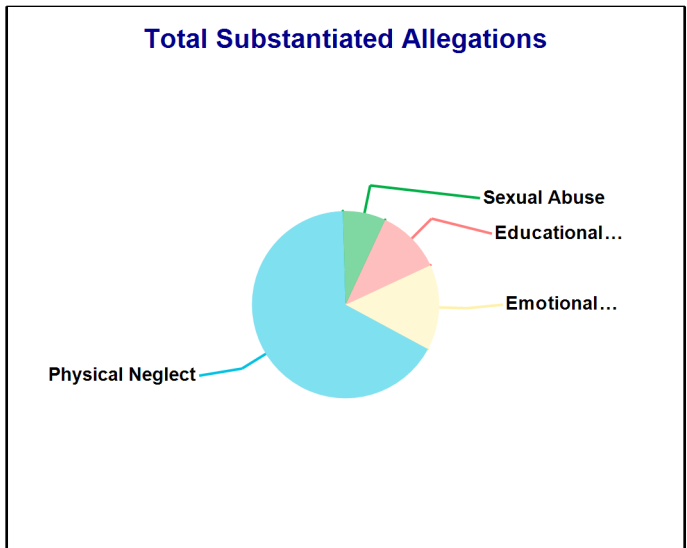
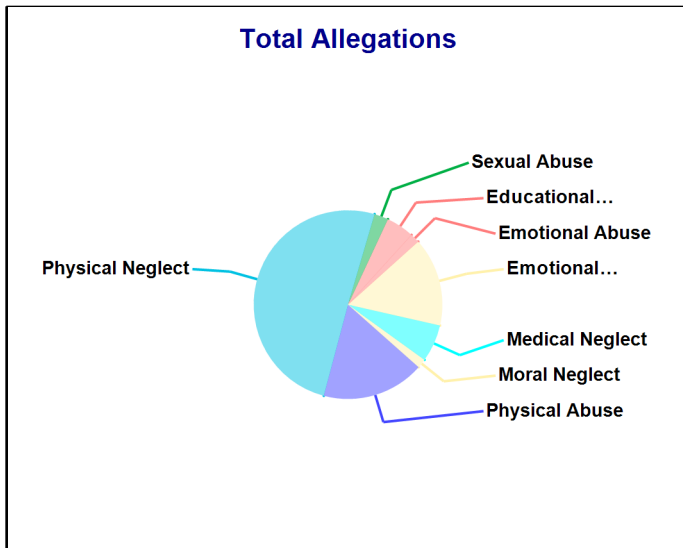
Accepted Reports: 63

Substantiated Reports: 7

Substantiation Rate: 11 %

Allegations	Total	Substantiated	Substantiation Rate
Physical Abuse	22	-	-
Educational Neglect	<=10	<=10	40 - 50 %
Emotional Neglect	19	<=10	20 - 30 %
High Risk Newborn	-	-	-
Medical Neglect	<=10	-	0 - 10 %
At Risk	-	-	-
Physical Neglect	63	18	29 %
Sexual Abuse	<=10	<=10	60 - 70 %
Emotional Abuse	<=10	-	0 - 10 %
Human_Trafficking	-	-	-
Moral Neglect	<=10	-	0 - 10 %
Total Allegations	125	27	22 %

Children Substantiated as Abuse/Neglect/Uncared for: 12



State of Connecticut
 Department of Children and Families
 Town Pages
 State Fiscal Year: 2019

Number of Accepted Reports and allegations to DCF
 Town: SOMERS


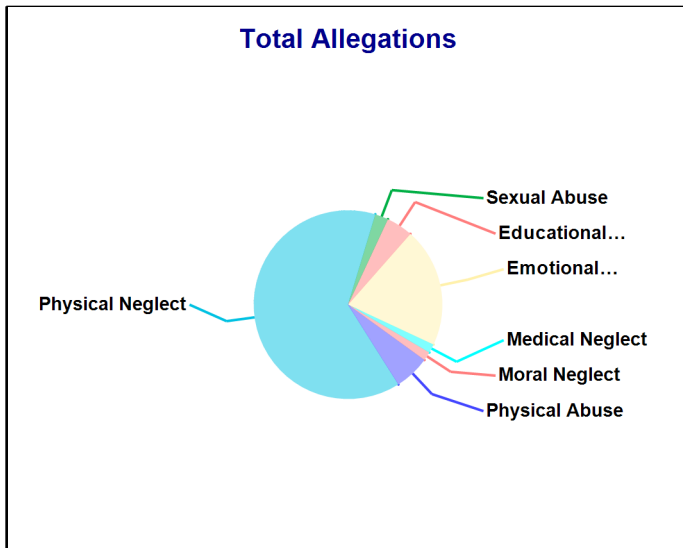
Accepted Reports: 47

Substantiated Reports: 9

Substantiation Rate: 19 %

Allegations	Total	Substantiated	Substantiation Rate
Physical Abuse	<=10	<=10	10 - 20 %
Educational Neglect	<=10	<=10	10 - 20 %
Emotional Neglect	27	<=10	10 - 20 %
High Risk Newborn	-	-	-
Medical Neglect	<=10	-	0 - 10 %
At Risk	-	-	-
Physical Neglect	84	24	29 %
Sexual Abuse	<=10	-	0 - 10 %
Emotional Abuse	-	-	-
Human_Trafficking	-	-	-
Moral Neglect	<=10	-	0 - 10 %
Total Allegations	132	31	23 %

Children Substantiated as Abuse/Neglect/Uncared for: 11



State of Connecticut
 Department of Children and Families
 Town Pages
 State Fiscal Year: 2019

Number of Accepted Reports and allegations to DCF
 Town: SOUTH WINDSOR


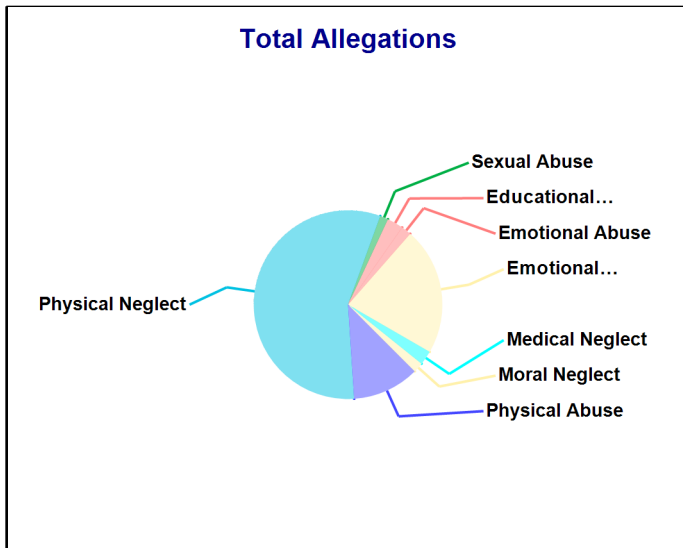
Accepted Reports: 113

Substantiated Reports: 21

Substantiation Rate: 19 %

Allegations	Total	Substantiated	Substantiation Rate
Physical Abuse	33	<=10	0 - 10 %
Educational Neglect	<=10	<=10	20 - 30 %
Emotional Neglect	63	30	48 %
High Risk Newborn	-	-	-
Medical Neglect	<=10	<=10	20 - 30 %
At Risk	-	-	-
Physical Neglect	163	36	22 %
Sexual Abuse	<=10	-	0 - 10 %
Emotional Abuse	<=10	<=10	10 - 20 %
Human_Trafficking	-	-	-
Moral Neglect	<=10	-	0 - 10 %
Total Allegations	288	72	25 %

Children Substantiated as Abuse/Neglect/Uncared for: 28



State of Connecticut
 Department of Children and Families
 Town Pages
 State Fiscal Year: 2019

Number of Accepted Reports and allegations to DCF
 Town: SOUTHBURY

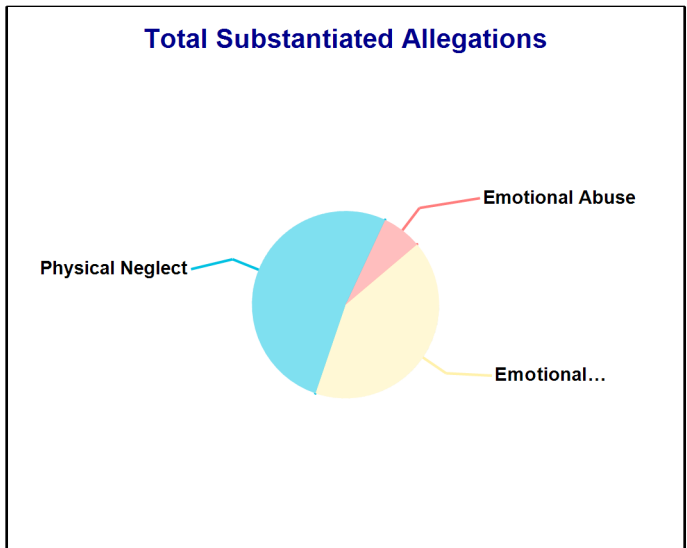
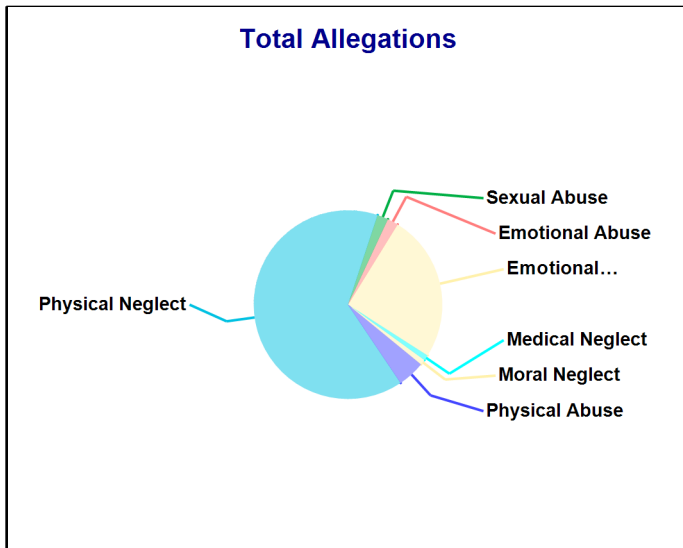
Accepted Reports: 46

Substantiated Reports: 7

Substantiation Rate: 15 %

Allegations	Total	Substantiated	Substantiation Rate
Physical Abuse	<=10	-	0 - 10 %
Educational Neglect	-	-	-
Emotional Neglect	27	12	44 %
High Risk Newborn	-	-	-
Medical Neglect	<=10	-	0 - 10 %
At Risk	-	-	-
Physical Neglect	69	15	22 %
Sexual Abuse	<=10	-	0 - 10 %
Emotional Abuse	<=10	<=10	90 - 100 %
Human_Trafficking	-	-	-
Moral Neglect	<=10	-	0 - 10 %
Total Allegations	107	29	27 %

Children Substantiated as Abuse/Neglect/Uncared for: 12



State of Connecticut
 Department of Children and Families
 Town Pages
 State Fiscal Year: 2019

Number of Accepted Reports and allegations to DCF
 Town: SOUTHINGTON


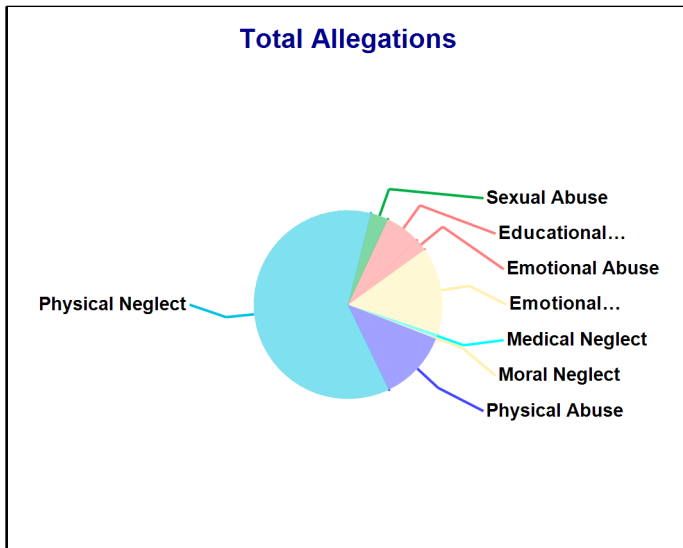
Accepted Reports: 212

Substantiated Reports: 42

Substantiation Rate: 20 %

Allegations	Total	Substantiated	Substantiation Rate
Physical Abuse	59	<=10	0 - 10 %
Educational Neglect	30	<=10	30 - 40 %
Emotional Neglect	74	22	30 %
High Risk Newborn	-	-	-
Medical Neglect	<=10	-	0 - 10 %
At Risk	-	-	-
Physical Neglect	301	69	23 %
Sexual Abuse	15	<=10	10 - 20 %
Emotional Abuse	<=10	<=10	10 - 20 %
Human_Trafficking	-	-	-
Moral Neglect	<=10	-	0 - 10 %
Total Allegations	493	112	23 %

Children Substantiated as Abuse/Neglect/Uncared for: 57



State of Connecticut
 Department of Children and Families
 Town Pages
 State Fiscal Year: 2019

Number of Accepted Reports and allegations to DCF
 Town: SPRAGUE

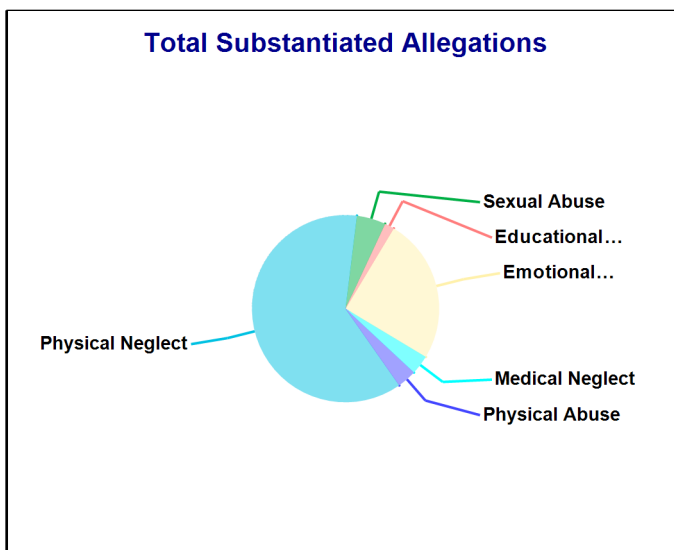
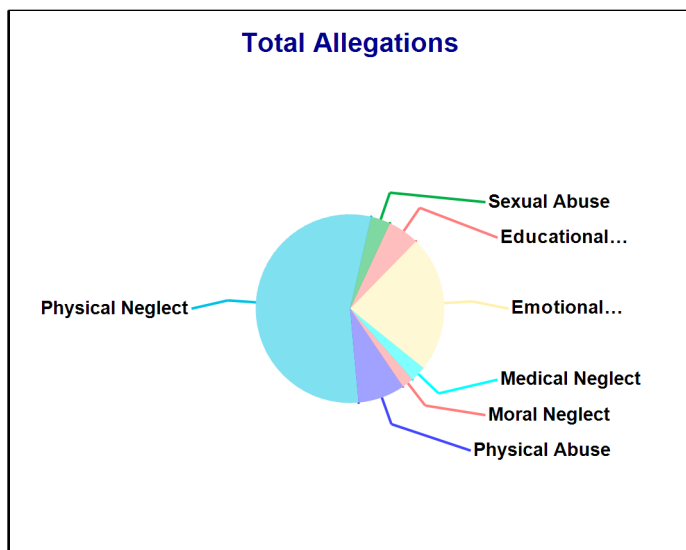
Accepted Reports: 52

Substantiated Reports: 13

Substantiation Rate: 25 %

Allegations	Total	Substantiated	Substantiation Rate
Physical Abuse	12	<=10	10 - 20 %
Educational Neglect	<=10	<=10	10 - 20 %
Emotional Neglect	35	15	43 %
High Risk Newborn	-	-	-
Medical Neglect	<=10	<=10	40 - 50 %
At Risk	-	-	-
Physical Neglect	82	37	45 %
Sexual Abuse	<=10	<=10	50 - 60 %
Emotional Abuse	-	-	-
Human_Trafficking	-	-	-
Moral Neglect	<=10	-	0 - 10 %
Total Allegations	149	60	40 %

Children Substantiated as Abuse/Neglect/Uncared for: 19



State of Connecticut
 Department of Children and Families
 Town Pages
 State Fiscal Year: 2019

Number of Accepted Reports and allegations to DCF
 Town: STAFFORD

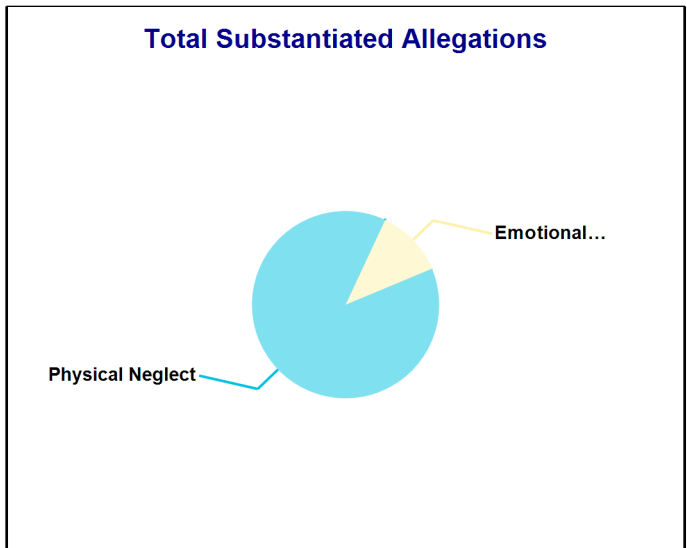
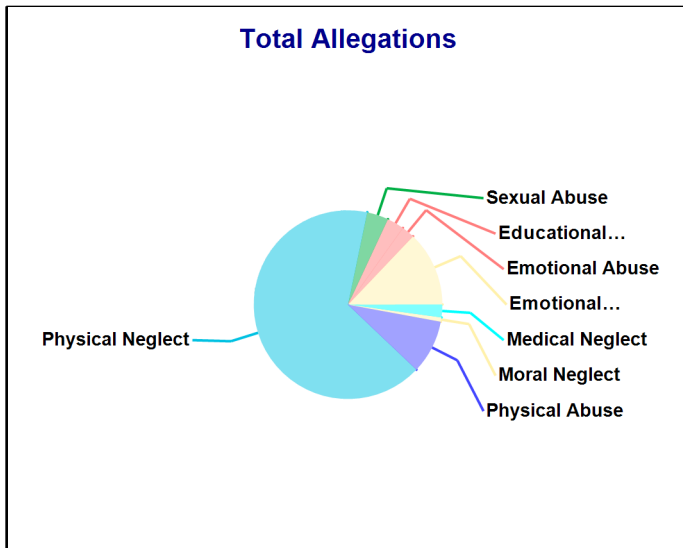
Accepted Reports: 109

Substantiated Reports: 16

Substantiation Rate: 15 %

Allegations	Total	Substantiated	Substantiation Rate
Physical Abuse	25	-	-
Educational Neglect	<=10	-	0 - 10 %
Emotional Neglect	35	<=10	10 - 20 %
High Risk Newborn	-	-	-
Medical Neglect	<=10	-	0 - 10 %
At Risk	-	-	-
Physical Neglect	180	45	25 %
Sexual Abuse	<=10	-	0 - 10 %
Emotional Abuse	<=10	-	0 - 10 %
Human_Trafficking	-	-	-
Moral Neglect	<=10	-	0 - 10 %
Total Allegations	272	51	19 %

Children Substantiated as Abuse/Neglect/Uncared for: 31



State of Connecticut
 Department of Children and Families
 Town Pages
 State Fiscal Year: 2019

Number of Accepted Reports and allegations to DCF
 Town: STAMFORD


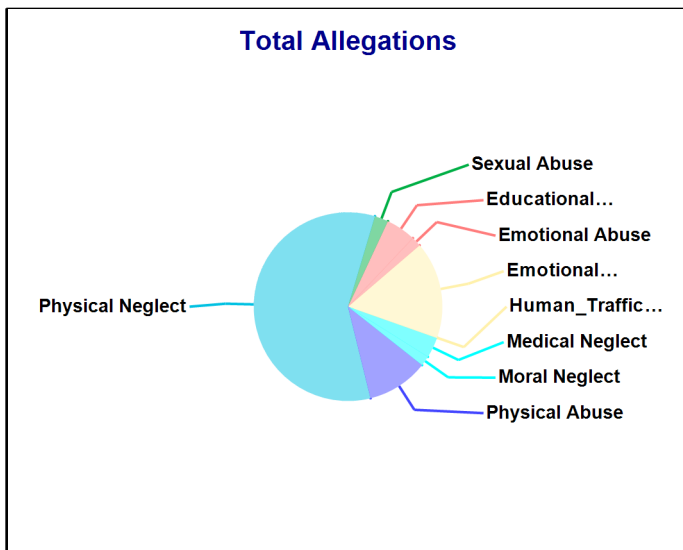
Accepted Reports: 728

Substantiated Reports: 185

Substantiation Rate: 25 %

Allegations	Total	Substantiated	Substantiation Rate
Physical Abuse	171	21	12 %
Educational Neglect	83	20	24 %
Emotional Neglect	269	90	33 %
High Risk Newborn	-	-	-
Medical Neglect	57	17	30 %
At Risk	-	-	-
Physical Neglect	949	294	31 %
Sexual Abuse	38	<=10	10 - 20 %
Emotional Abuse	27	<=10	10 - 20 %
Human_Trafficking	<=10	-	0 - 10 %
Moral Neglect	28	<=10	30 - 40 %
Total Allegations	1,624	462	28 %

Children Substantiated as Abuse/Neglect/Uncared for: 289



State of Connecticut
 Department of Children and Families
 Town Pages
 State Fiscal Year: 2019

Number of Accepted Reports and allegations to DCF
 Town: STONINGTON


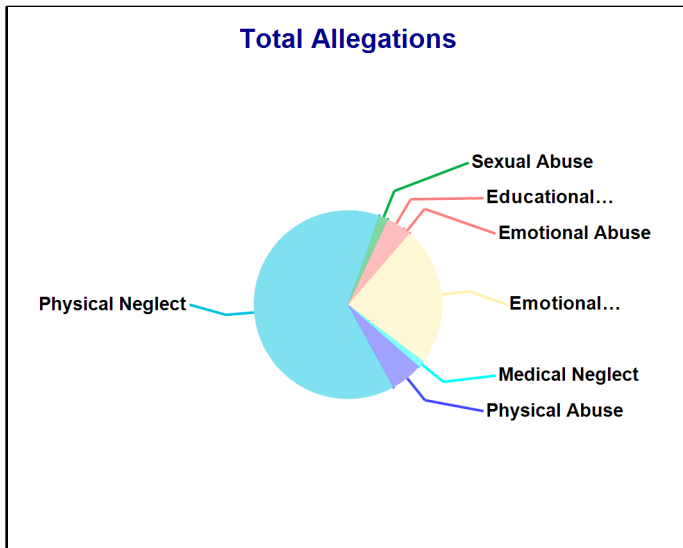
Accepted Reports: 81

Substantiated Reports: 22

Substantiation Rate: 27 %

Allegations	Total	Substantiated	Substantiation Rate
Physical Abuse	14	<=10	40 - 50 %
Educational Neglect	<=10	<=10	30 - 40 %
Emotional Neglect	60	47	78 %
High Risk Newborn	-	-	-
Medical Neglect	<=10	<=10	60 - 70 %
At Risk	-	-	-
Physical Neglect	159	59	37 %
Sexual Abuse	<=10	-	0 - 10 %
Emotional Abuse	<=10	<=10	60 - 70 %
Human_Trafficking	-	-	-
Moral Neglect	-	-	-
Total Allegations	251	119	47 %

Children Substantiated as Abuse/Neglect/Uncared for: 32



State of Connecticut
 Department of Children and Families
 Town Pages
 State Fiscal Year: 2019

Number of Accepted Reports and allegations to DCF
 Town: STRATFORD


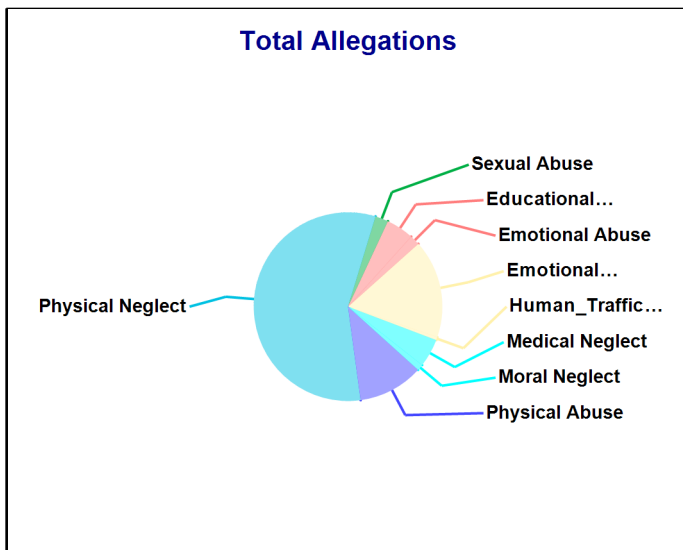
Accepted Reports: 360

Substantiated Reports: 82

Substantiation Rate: 23 %

Allegations	Total	Substantiated	Substantiation Rate
Physical Abuse	85	14	16 %
Educational Neglect	36	<=10	10 - 20 %
Emotional Neglect	128	33	26 %
High Risk Newborn	-	-	-
Medical Neglect	37	12	32 %
At Risk	-	-	-
Physical Neglect	432	106	25 %
Sexual Abuse	17	<=10	20 - 30 %
Emotional Abuse	13	<=10	10 - 20 %
Human_Trafficking	<=10	-	0 - 10 %
Moral Neglect	<=10	<=10	10 - 20 %
Total Allegations	760	179	24 %

Children Substantiated as Abuse/Neglect/Uncared for: 113



State of Connecticut
 Department of Children and Families
 Town Pages
 State Fiscal Year: 2019

Number of Accepted Reports and allegations to DCF
 Town: SUFFIELD

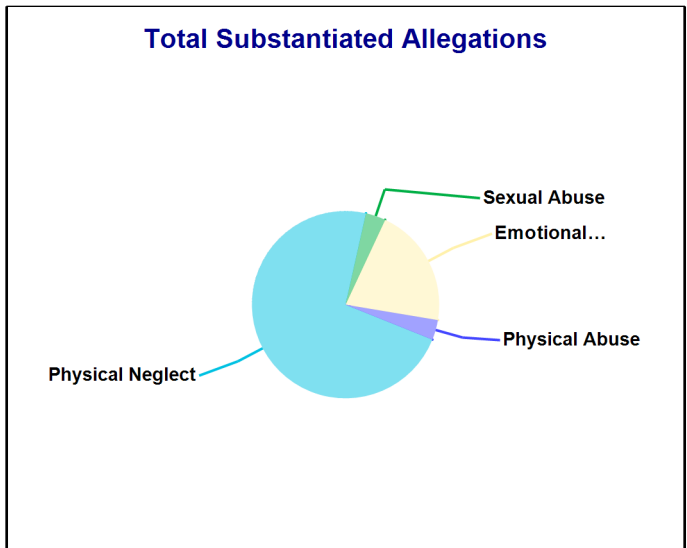
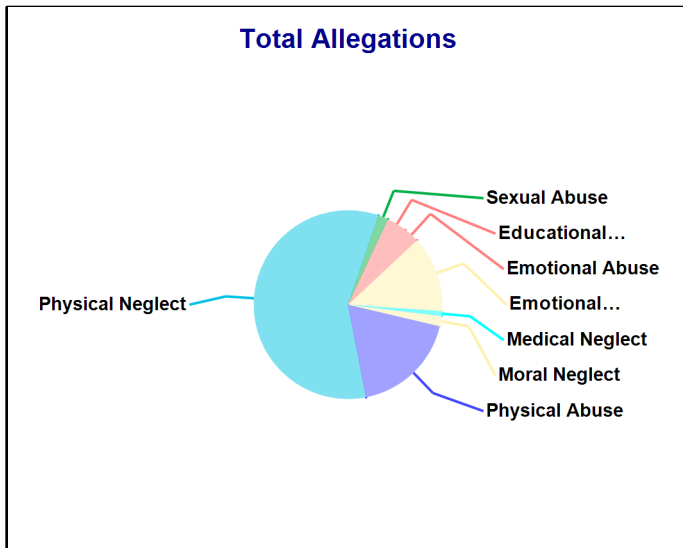
Accepted Reports: 51

Substantiated Reports: 8

Substantiation Rate: 16 %

Allegations	Total	Substantiated	Substantiation Rate
Physical Abuse	21	<=10	0 - 10 %
Educational Neglect	<=10	-	0 - 10 %
Emotional Neglect	15	<=10	30 - 40 %
High Risk Newborn	-	-	-
Medical Neglect	<=10	-	0 - 10 %
At Risk	-	-	-
Physical Neglect	67	21	31 %
Sexual Abuse	<=10	<=10	40 - 50 %
Emotional Abuse	<=10	-	0 - 10 %
Human_Trafficking	-	-	-
Moral Neglect	<=10	-	0 - 10 %
Total Allegations	115	29	25 %

Children Substantiated as Abuse/Neglect/Uncared for: 12



State of Connecticut
 Department of Children and Families
 Town Pages
 State Fiscal Year: 2019

Number of Accepted Reports and allegations to DCF
 Town: THOMASTON

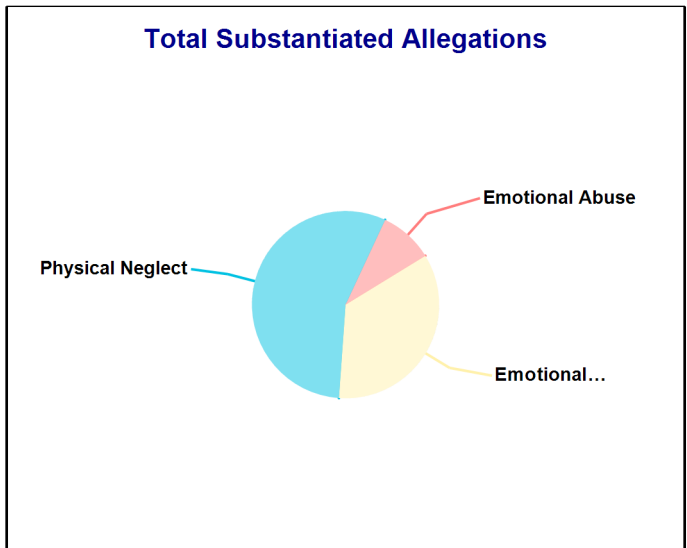
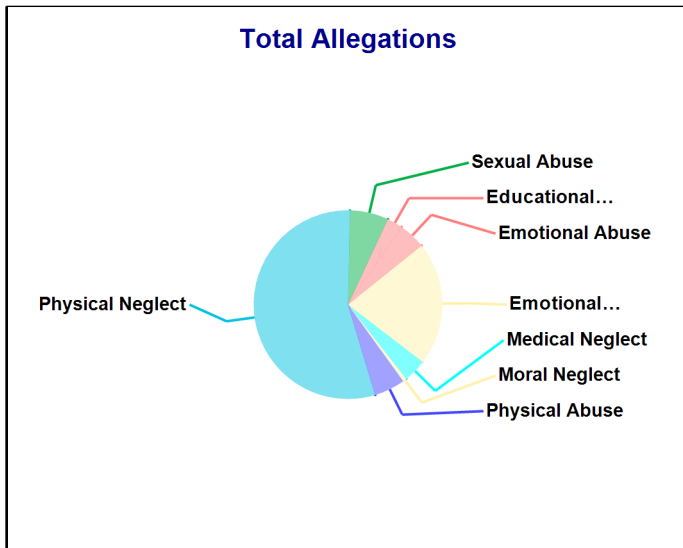
Accepted Reports: 55

Substantiated Reports: 10

Substantiation Rate: 18 %

Allegations	Total	Substantiated	Substantiation Rate
Physical Abuse	<=10	-	0 - 10 %
Educational Neglect	<=10	-	0 - 10 %
Emotional Neglect	32	15	47 %
High Risk Newborn	-	-	-
Medical Neglect	<=10	-	0 - 10 %
At Risk	-	-	-
Physical Neglect	83	24	29 %
Sexual Abuse	<=10	-	0 - 10 %
Emotional Abuse	<=10	<=10	50 - 60 %
Human_Trafficking	-	-	-
Moral Neglect	<=10	-	0 - 10 %
Total Allegations	151	43	28 %

Children Substantiated as Abuse/Neglect/Uncared for: 15



State of Connecticut
 Department of Children and Families
 Town Pages
 State Fiscal Year: 2019

Number of Accepted Reports and allegations to DCF
 Town: THOMPSON

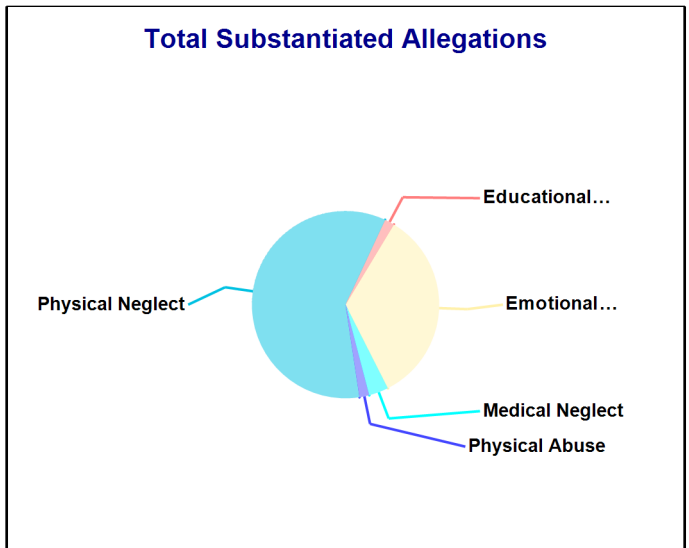
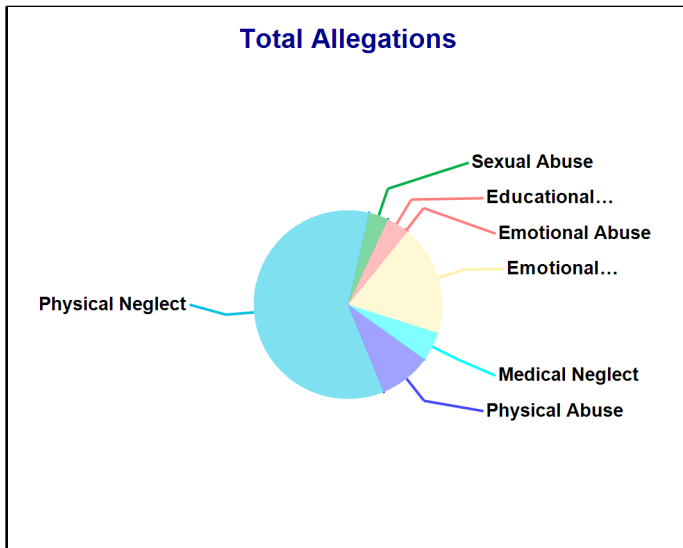
Accepted Reports: 73

Substantiated Reports: 14

Substantiation Rate: 19 %

Allegations	Total	Substantiated	Substantiation Rate
Physical Abuse	16	<=10	0 - 10 %
Educational Neglect	<=10	<=10	10 - 20 %
Emotional Neglect	34	20	59 %
High Risk Newborn	-	-	-
Medical Neglect	<=10	<=10	20 - 30 %
At Risk	-	-	-
Physical Neglect	107	35	33 %
Sexual Abuse	<=10	-	0 - 10 %
Emotional Abuse	<=10	-	0 - 10 %
Human_Trafficking	-	-	-
Moral Neglect	-	-	-
Total Allegations	179	59	33 %

Children Substantiated as Abuse/Neglect/Uncared for: 24



State of Connecticut
 Department of Children and Families
 Town Pages
 State Fiscal Year: 2019

Number of Accepted Reports and allegations to DCF
 Town: TORRINGTON

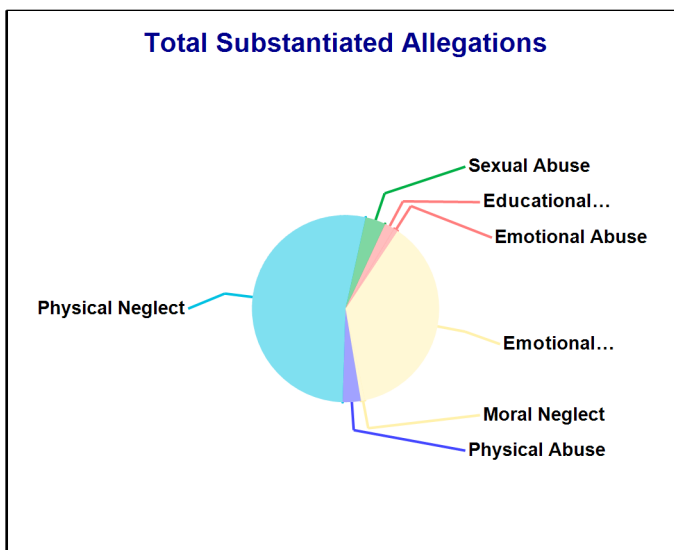
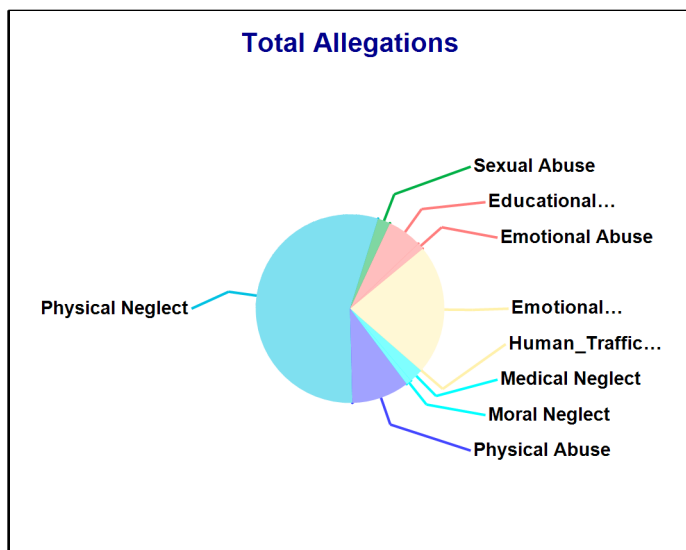
Accepted Reports: 479

Substantiated Reports: 92

Substantiation Rate: 19 %

Allegations	Total	Substantiated	Substantiation Rate
Physical Abuse	106	<=10	0 - 10 %
Educational Neglect	64	<=10	0 - 10 %
Emotional Neglect	240	107	45 %
High Risk Newborn	-	-	-
Medical Neglect	26	-	-
At Risk	-	-	-
Physical Neglect	594	152	26 %
Sexual Abuse	23	<=10	40 - 50 %
Emotional Abuse	12	<=10	10 - 20 %
Human_Trafficking	<=10	-	0 - 10 %
Moral Neglect	<=10	<=10	10 - 20 %
Total Allegations	1,076	287	27 %

Children Substantiated as Abuse/Neglect/Uncared for: 117



State of Connecticut
 Department of Children and Families
 Town Pages
 State Fiscal Year: 2019

Number of Accepted Reports and allegations to DCF
 Town: TRUMBULL

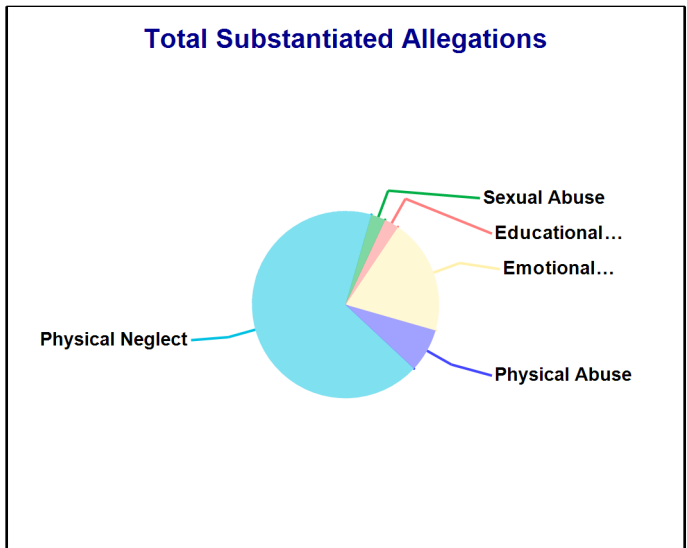
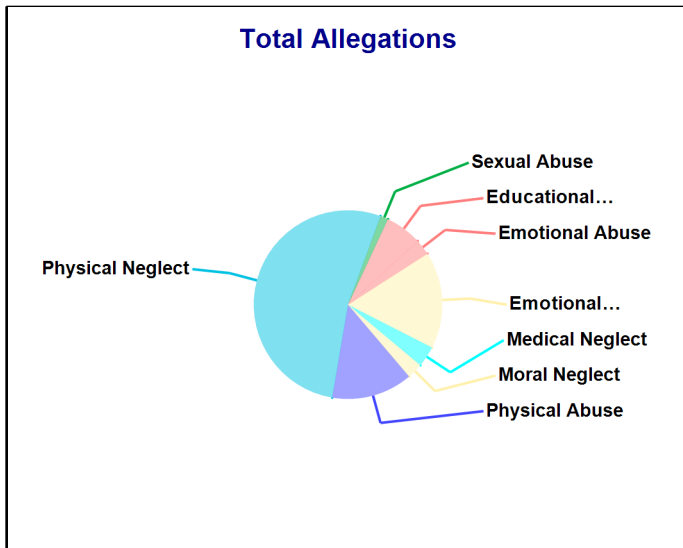
Accepted Reports: 117

Substantiated Reports: 17

Substantiation Rate: 15 %

Allegations	Total	Substantiated	Substantiation Rate
Physical Abuse	31	<=10	0 - 10 %
Educational Neglect	14	<=10	0 - 10 %
Emotional Neglect	37	<=10	20 - 30 %
High Risk Newborn	-	-	-
Medical Neglect	<=10	-	0 - 10 %
At Risk	-	-	-
Physical Neglect	118	27	23 %
Sexual Abuse	<=10	<=10	30 - 40 %
Emotional Abuse	<=10	-	0 - 10 %
Human_Trafficking	-	-	-
Moral Neglect	<=10	-	0 - 10 %
Total Allegations	223	40	18 %

Children Substantiated as Abuse/Neglect/Uncared for: 23



State of Connecticut
 Department of Children and Families
 Town Pages
 State Fiscal Year: 2019

Number of Accepted Reports and allegations to DCF
 Town: VERNON

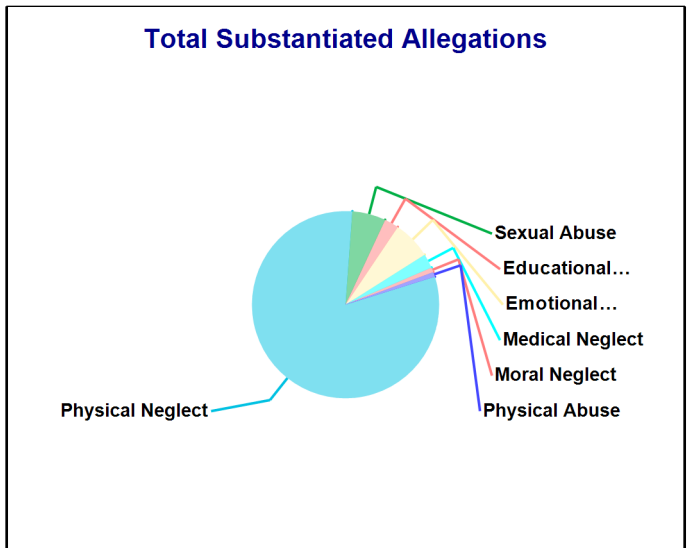
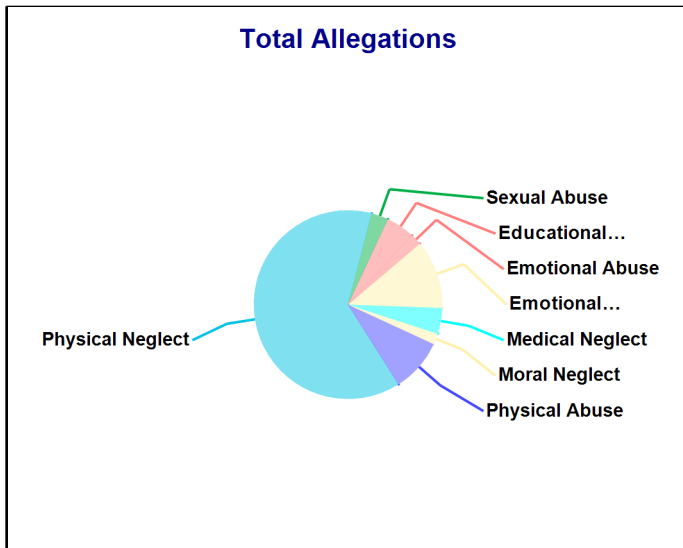
Accepted Reports: 362

Substantiated Reports: 45

Substantiation Rate: 12 %

Allegations	Total	Substantiated	Substantiation Rate
Physical Abuse	72	<=10	0 - 10 %
Educational Neglect	39	<=10	0 - 10 %
Emotional Neglect	93	<=10	0 - 10 %
High Risk Newborn	-	-	-
Medical Neglect	35	<=10	0 - 10 %
At Risk	-	-	-
Physical Neglect	498	98	20 %
Sexual Abuse	23	<=10	20 - 30 %
Emotional Abuse	15	-	-
Human_Trafficking	-	-	-
Moral Neglect	15	<=10	0 - 10 %
Total Allegations	790	121	15 %

Children Substantiated as Abuse/Neglect/Uncared for: 66



State of Connecticut
 Department of Children and Families
 Town Pages
 State Fiscal Year: 2019

Number of Accepted Reports and allegations to DCF
 Town: WALLINGFORD

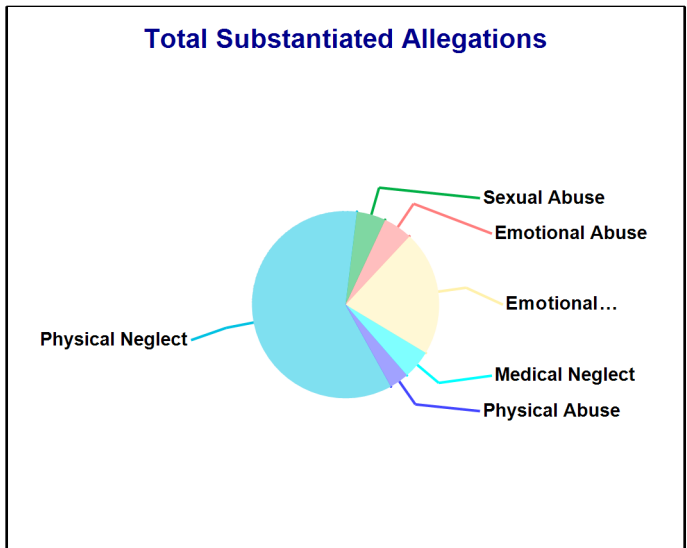
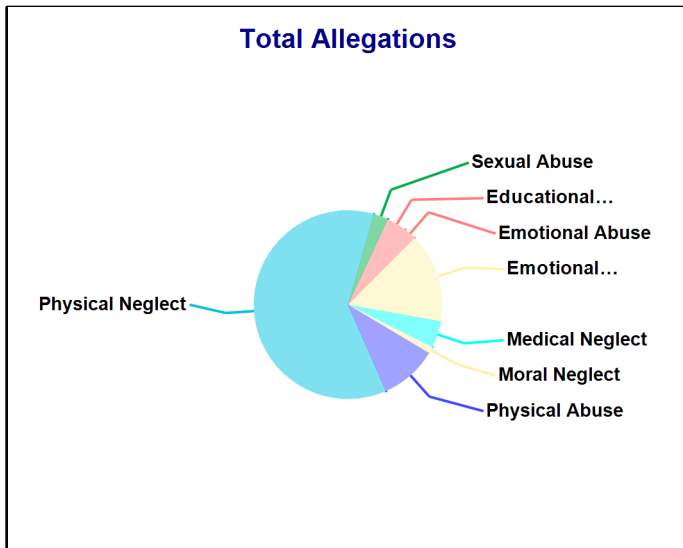
Accepted Reports: 212

Substantiated Reports: 23

Substantiation Rate: 11 %

Allegations	Total	Substantiated	Substantiation Rate
Physical Abuse	43	<=10	0 - 10 %
Educational Neglect	15	-	-
Emotional Neglect	67	13	19 %
High Risk Newborn	-	-	-
Medical Neglect	20	<=10	10 - 20 %
At Risk	-	-	-
Physical Neglect	266	36	14 %
Sexual Abuse	11	<=10	20 - 30 %
Emotional Abuse	<=10	<=10	30 - 40 %
Human_Trafficking	-	-	-
Moral Neglect	<=10	-	0 - 10 %
Total Allegations	436	60	14 %

Children Substantiated as Abuse/Neglect/Uncared for: 34



State of Connecticut
 Department of Children and Families
 Town Pages
 State Fiscal Year: 2019

Number of Accepted Reports and allegations to DCF
 Town: WATERBURY


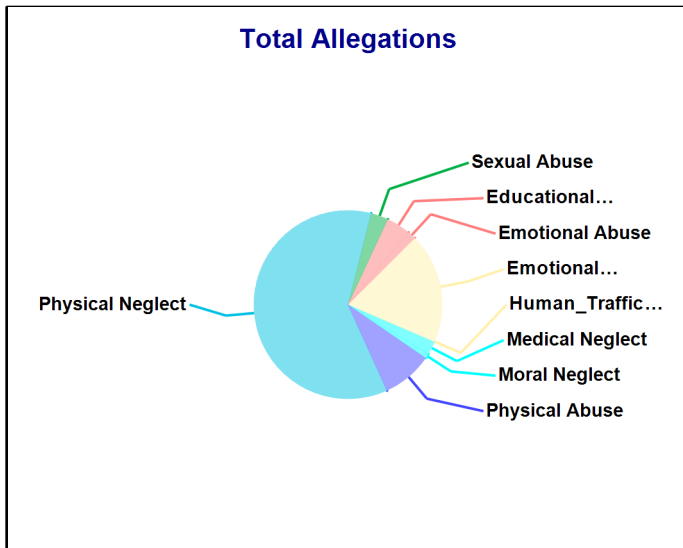
Accepted Reports: 1,675

Substantiated Reports: 397

Substantiation Rate: 24 %

Allegations	Total	Substantiated	Substantiation Rate
Physical Abuse	426	39	9 %
Educational Neglect	204	89	44 %
Emotional Neglect	929	403	43 %
High Risk Newborn	-	-	-
Medical Neglect	113	35	31 %
At Risk	-	-	-
Physical Neglect	2,987	1,138	38 %
Sexual Abuse	148	76	51 %
Emotional Abuse	70	11	16 %
Human_Trafficking	<=10	-	0 - 10 %
Moral Neglect	40	11	28 %
Total Allegations	4,920	1,802	37 %

Children Substantiated as Abuse/Neglect/Uncared for: 587



State of Connecticut
 Department of Children and Families
 Town Pages
 State Fiscal Year: 2019

Number of Accepted Reports and allegations to DCF
 Town: WATERFORD


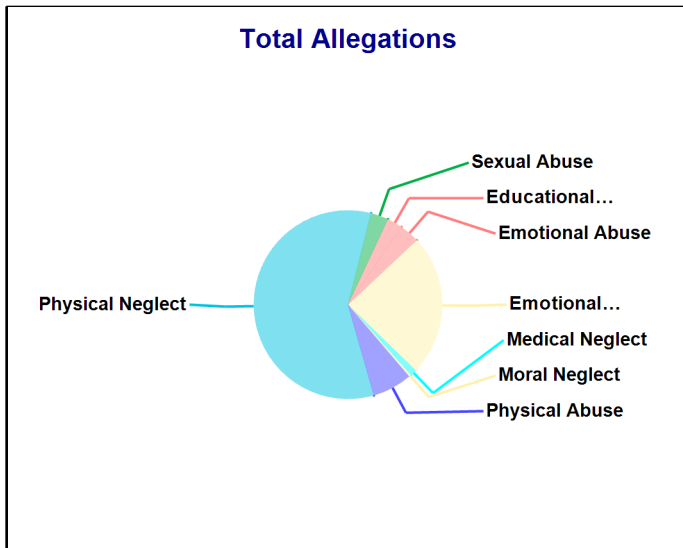
Accepted Reports: 101

Substantiated Reports: 20

Substantiation Rate: 20 %

Allegations	Total	Substantiated	Substantiation Rate
Physical Abuse	18	<=10	0 - 10 %
Educational Neglect	<=10	-	0 - 10 %
Emotional Neglect	64	34	53 %
High Risk Newborn	-	-	-
Medical Neglect	<=10	<=10	60 - 70 %
At Risk	-	-	-
Physical Neglect	154	46	30 %
Sexual Abuse	<=10	<=10	10 - 20 %
Emotional Abuse	<=10	<=10	40 - 50 %
Human_Trafficking	-	-	-
Moral Neglect	<=10	-	0 - 10 %
Total Allegations	264	88	33 %

Children Substantiated as Abuse/Neglect/Uncared for: 28



State of Connecticut
 Department of Children and Families
 Town Pages
 State Fiscal Year: 2019

Number of Accepted Reports and allegations to DCF
 Town: WATERTOWN

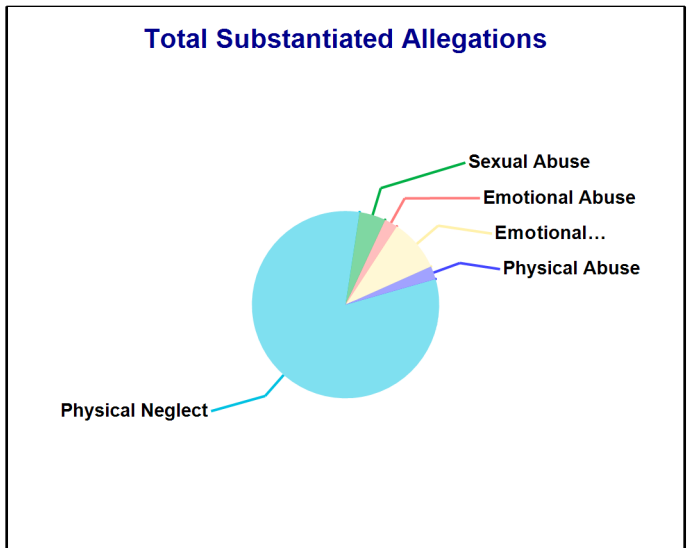
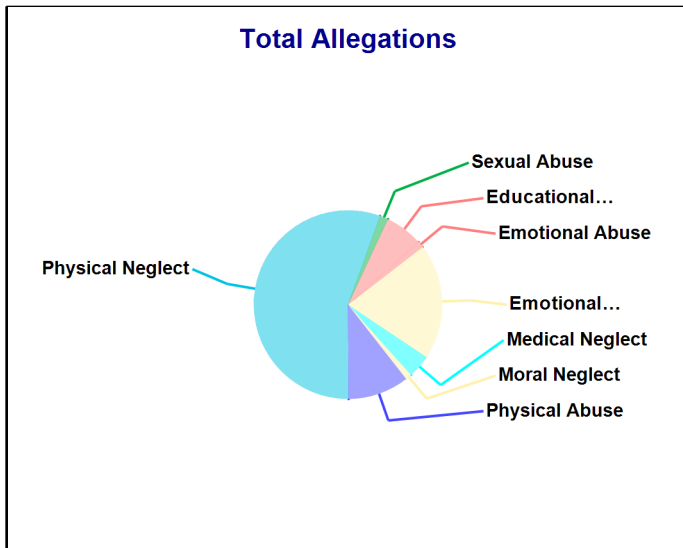
Accepted Reports: 127

Substantiated Reports: 15

Substantiation Rate: 12 %

Allegations	Total	Substantiated	Substantiation Rate
Physical Abuse	29	<=10	0 - 10 %
Educational Neglect	18	-	-
Emotional Neglect	55	<=10	0 - 10 %
High Risk Newborn	-	-	-
Medical Neglect	11	-	-
At Risk	-	-	-
Physical Neglect	154	36	23 %
Sexual Abuse	<=10	<=10	40 - 50 %
Emotional Abuse	<=10	<=10	30 - 40 %
Human_Trafficking	-	-	-
Moral Neglect	<=10	-	0 - 10 %
Total Allegations	277	44	16 %

Children Substantiated as Abuse/Neglect/Uncared for: 22



State of Connecticut
 Department of Children and Families
 Town Pages
 State Fiscal Year: 2019

Number of Accepted Reports and allegations to DCF
 Town: WEST HARTFORD

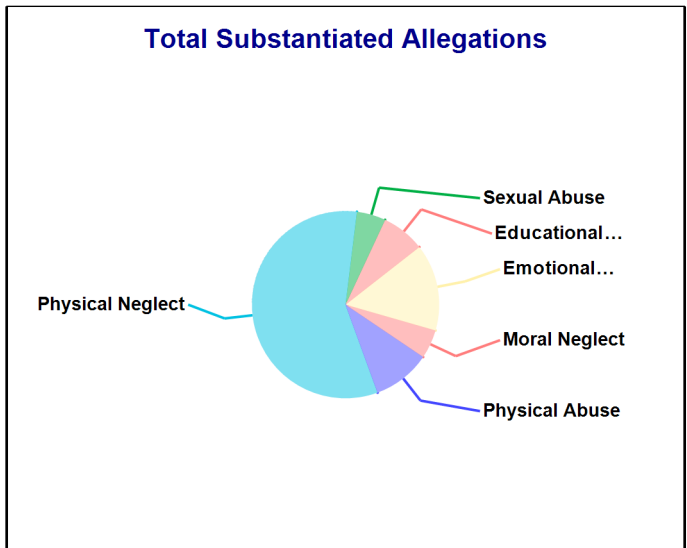
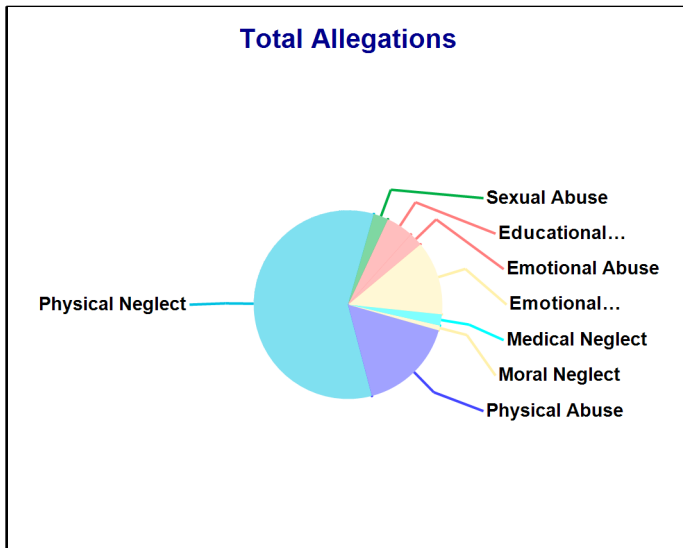
Accepted Reports: 248

Substantiated Reports: 23

Substantiation Rate: 9 %

Allegations	Total	Substantiated	Substantiation Rate
Physical Abuse	78	<=10	0 - 10 %
Educational Neglect	22	<=10	10 - 20 %
Emotional Neglect	60	<=10	0 - 10 %
High Risk Newborn	-	-	-
Medical Neglect	<=10	-	0 - 10 %
At Risk	-	-	-
Physical Neglect	276	23	8 %
Sexual Abuse	12	<=10	10 - 20 %
Emotional Abuse	11	-	-
Human_Trafficking	-	-	-
Moral Neglect	<=10	<=10	40 - 50 %
Total Allegations	472	40	8 %

Children Substantiated as Abuse/Neglect/Uncared for: 27



State of Connecticut
 Department of Children and Families
 Town Pages
 State Fiscal Year: 2019

Number of Accepted Reports and allegations to DCF
 Town: WEST HAVEN

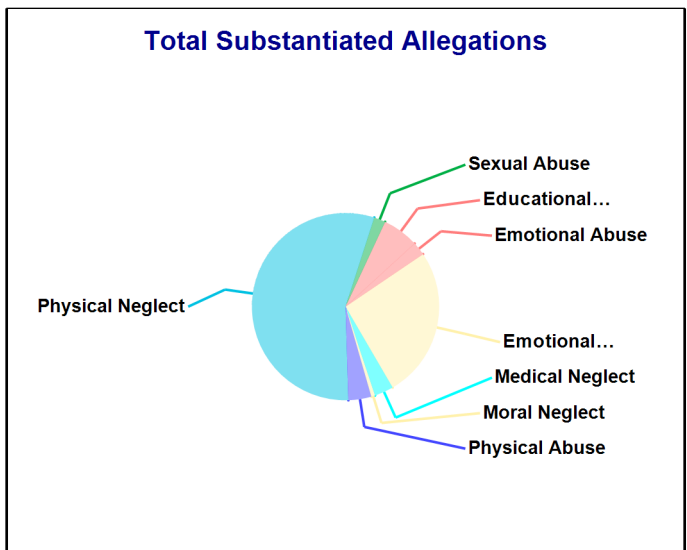
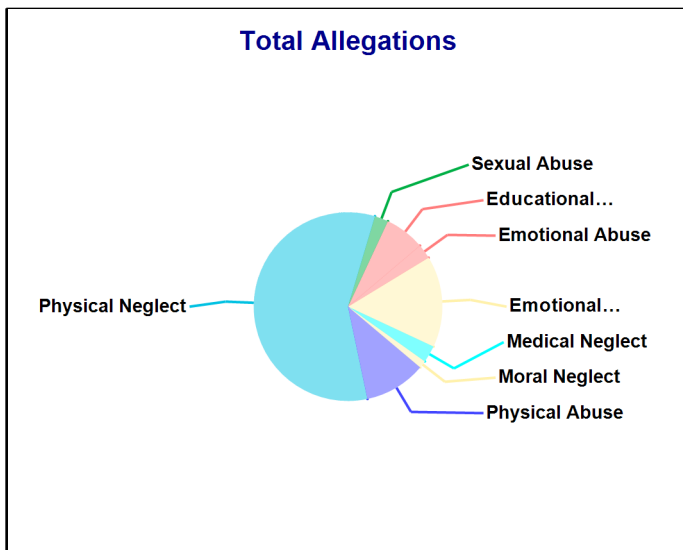
Accepted Reports: 509

Substantiated Reports: 101

Substantiation Rate: 20 %

Allegations	Total	Substantiated	Substantiation Rate
Physical Abuse	131	12	9 %
Educational Neglect	85	19	22 %
Emotional Neglect	194	79	41 %
High Risk Newborn	-	-	-
Medical Neglect	36	<=10	20 - 30 %
At Risk	-	-	-
Physical Neglect	718	168	23 %
Sexual Abuse	29	<=10	20 - 30 %
Emotional Abuse	31	<=10	20 - 30 %
Human_Trafficking	-	-	-
Moral Neglect	16	<=10	10 - 20 %
Total Allegations	1,240	303	24 %

Children Substantiated as Abuse/Neglect/Uncared for: 146



State of Connecticut
 Department of Children and Families
 Town Pages
 State Fiscal Year: 2019

Number of Accepted Reports and allegations to DCF
 Town: WESTBROOK

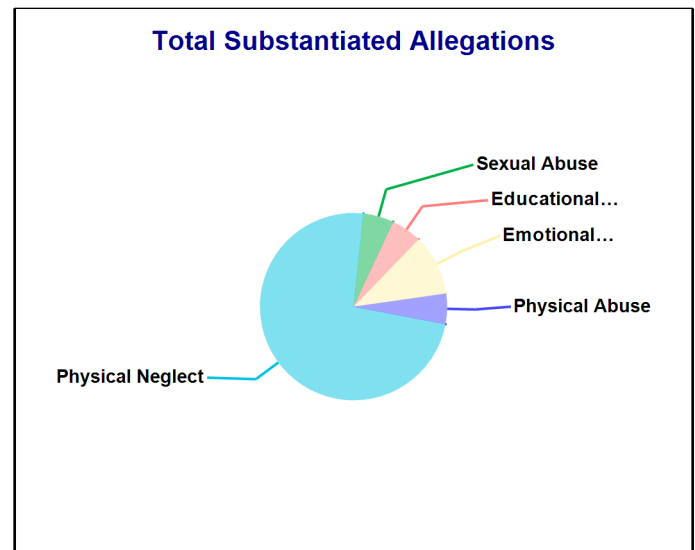
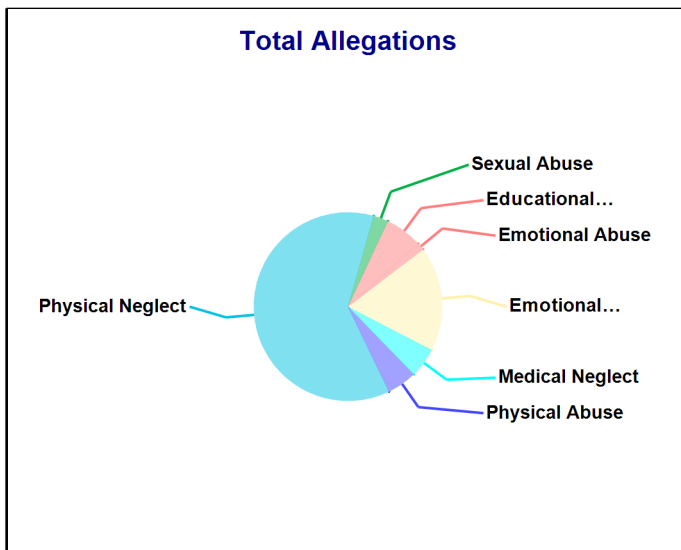
Accepted Reports: 30

Substantiated Reports: 8

Substantiation Rate: 27 %

Allegations	Total	Substantiated	Substantiation Rate
Physical Abuse	<=10	<=10	20 - 30 %
Educational Neglect	<=10	<=10	10 - 20 %
Emotional Neglect	14	<=10	10 - 20 %
High Risk Newborn	-	-	-
Medical Neglect	<=10	-	0 - 10 %
At Risk	-	-	-
Physical Neglect	48	14	29 %
Sexual Abuse	<=10	<=10	40 - 50 %
Emotional Abuse	<=10	-	0 - 10 %
Human_Trafficking	-	-	-
Moral Neglect	-	-	-
Total Allegations	78	19	24 %

Children Substantiated as Abuse/Neglect/Uncared for: 11



State of Connecticut
 Department of Children and Families
 Town Pages
 State Fiscal Year: 2019

Number of Accepted Reports and allegations to DCF
 Town: WESTPORT

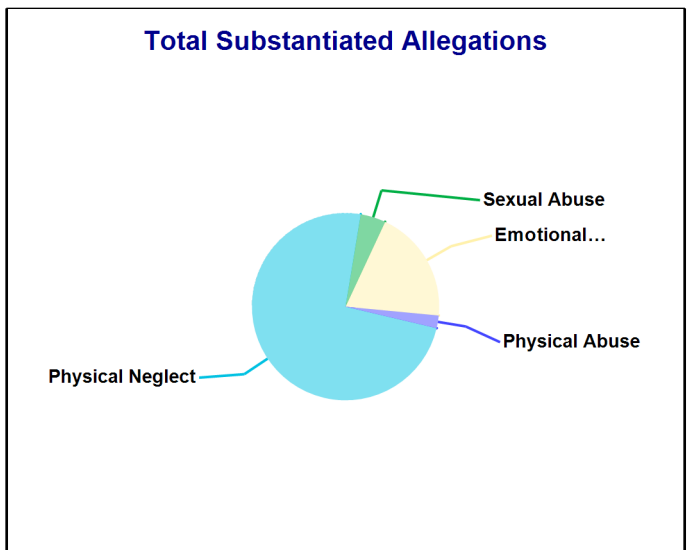
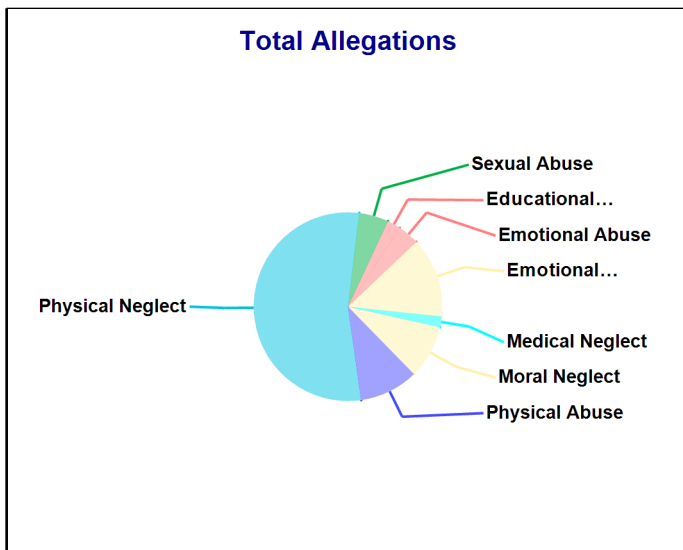
Accepted Reports: 94

Substantiated Reports: 24

Substantiation Rate: 26 %

Allegations	Total	Substantiated	Substantiation Rate
Physical Abuse	22	<=10	0 - 10 %
Educational Neglect	<=10	-	0 - 10 %
Emotional Neglect	30	<=10	20 - 30 %
High Risk Newborn	-	-	-
Medical Neglect	<=10	-	0 - 10 %
At Risk	-	-	-
Physical Neglect	118	34	29 %
Sexual Abuse	11	<=10	10 - 20 %
Emotional Abuse	<=10	-	0 - 10 %
Human_Trafficking	-	-	-
Moral Neglect	20	-	-
Total Allegations	218	46	21 %

Children Substantiated as Abuse/Neglect/Uncared for: 30



State of Connecticut
 Department of Children and Families
 Town Pages
 State Fiscal Year: 2019

Number of Accepted Reports and allegations to DCF
 Town: WETHERSFIELD

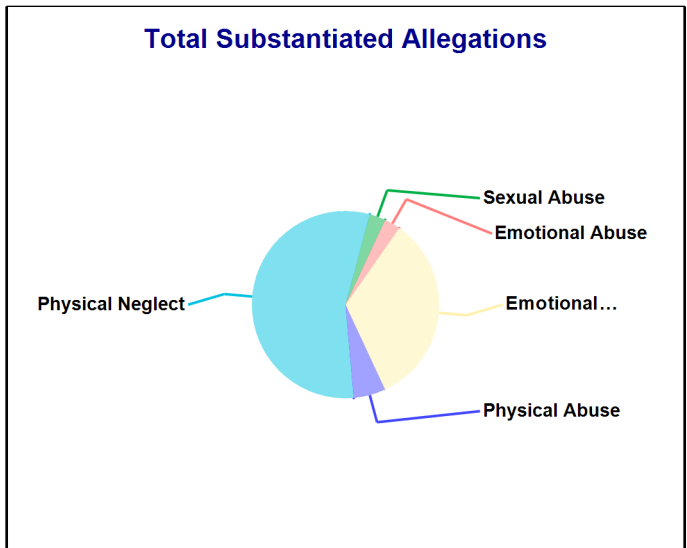
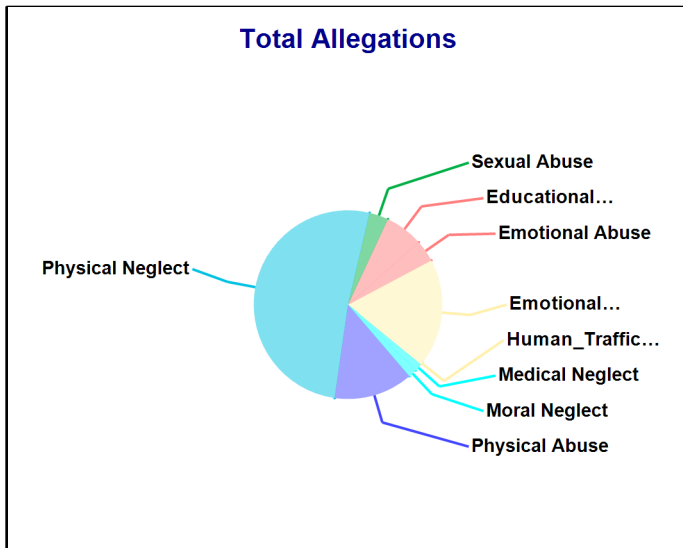
Accepted Reports: 115

Substantiated Reports: 18

Substantiation Rate: 16 %

Allegations	Total	Substantiated	Substantiation Rate
Physical Abuse	29	<=10	0 - 10 %
Educational Neglect	14	-	-
Emotional Neglect	39	12	31 %
High Risk Newborn	-	-	-
Medical Neglect	<=10	-	0 - 10 %
At Risk	-	-	-
Physical Neglect	110	20	18 %
Sexual Abuse	<=10	<=10	10 - 20 %
Emotional Abuse	<=10	<=10	10 - 20 %
Human_Trafficking	<=10	-	0 - 10 %
Moral Neglect	<=10	-	0 - 10 %
Total Allegations	214	36	17 %

Children Substantiated as Abuse/Neglect/Uncared for: 21



State of Connecticut
 Department of Children and Families
 Town Pages
 State Fiscal Year: 2019

Number of Accepted Reports and allegations to DCF
 Town: WILLINGTON

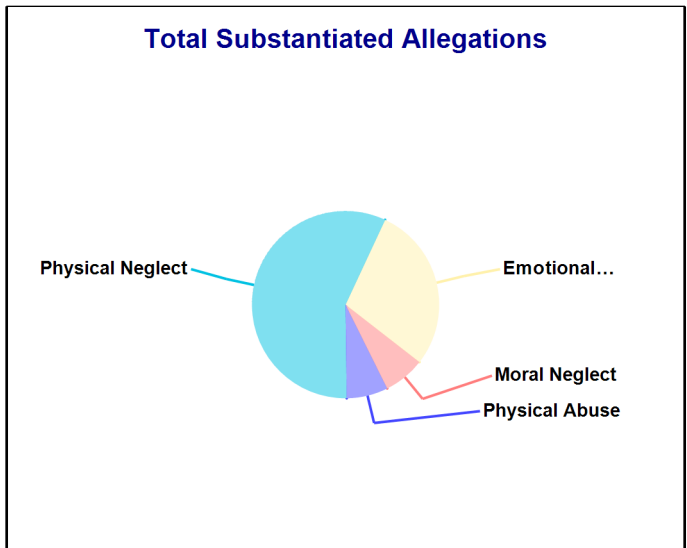
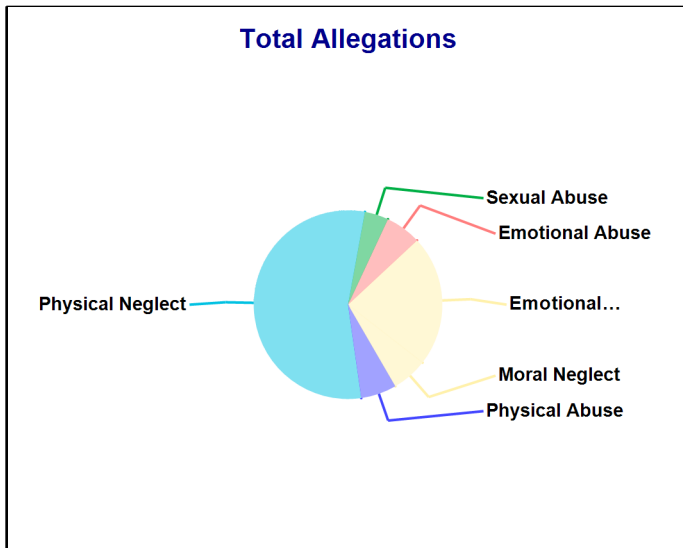
Accepted Reports: 24

Substantiated Reports: 7

Substantiation Rate: 29 %

Allegations	Total	Substantiated	Substantiation Rate
Physical Abuse	<=10	<=10	30 - 40 %
Educational Neglect	-	-	-
Emotional Neglect	11	<=10	30 - 40 %
High Risk Newborn	-	-	-
Medical Neglect	-	-	-
At Risk	-	-	-
Physical Neglect	27	<=10	20 - 30 %
Sexual Abuse	<=10	-	0 - 10 %
Emotional Abuse	<=10	-	0 - 10 %
Human_Trafficking	-	-	-
Moral Neglect	<=10	<=10	30 - 40 %
Total Allegations	49	14	29 %

Children Substantiated as Abuse/Neglect/Uncared for: 11



State of Connecticut
 Department of Children and Families
 Town Pages
 State Fiscal Year: 2019

Number of Accepted Reports and allegations to DCF
 Town: WILTON

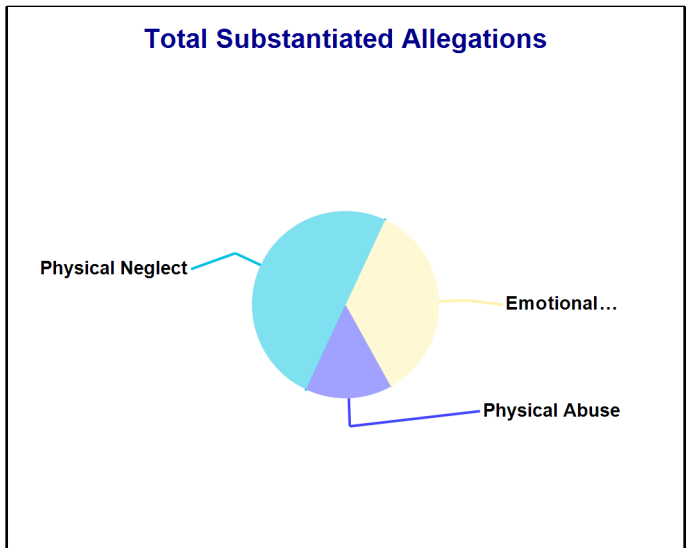
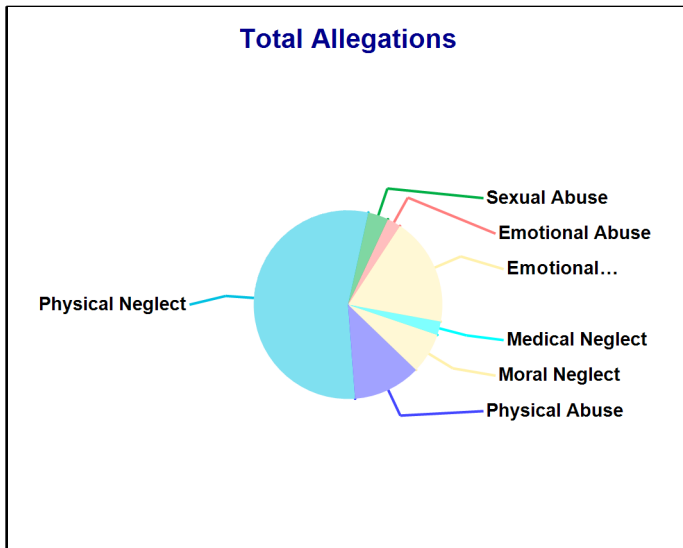
Accepted Reports: 42

Substantiated Reports: 7

Substantiation Rate: 17 %

Allegations	Total	Substantiated	Substantiation Rate
Physical Abuse	<=10	<=10	20 - 30 %
Educational Neglect	-	-	-
Emotional Neglect	16	<=10	40 - 50 %
High Risk Newborn	-	-	-
Medical Neglect	<=10	-	0 - 10 %
At Risk	-	-	-
Physical Neglect	47	<=10	20 - 30 %
Sexual Abuse	<=10	-	0 - 10 %
Emotional Abuse	<=10	-	0 - 10 %
Human_Trafficking	-	-	-
Moral Neglect	<=10	-	0 - 10 %
Total Allegations	86	20	23 %

Children Substantiated as Abuse/Neglect/Uncared for: 11



State of Connecticut
 Department of Children and Families
 Town Pages
 State Fiscal Year: 2019

Number of Accepted Reports and allegations to DCF
 Town: WINCHESTER

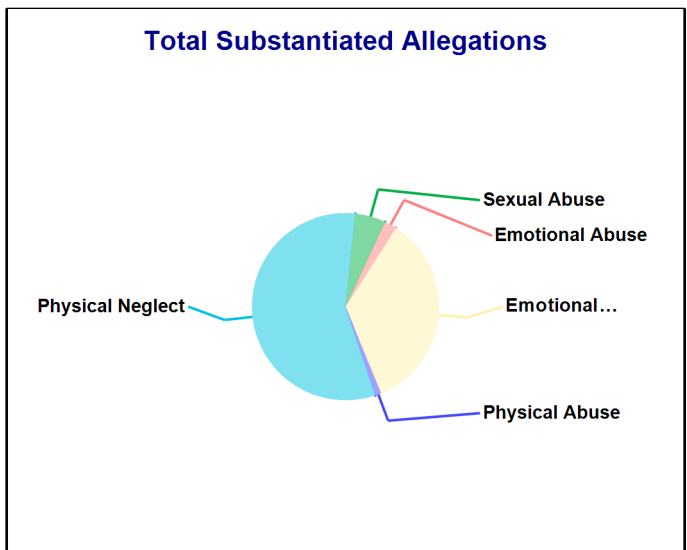
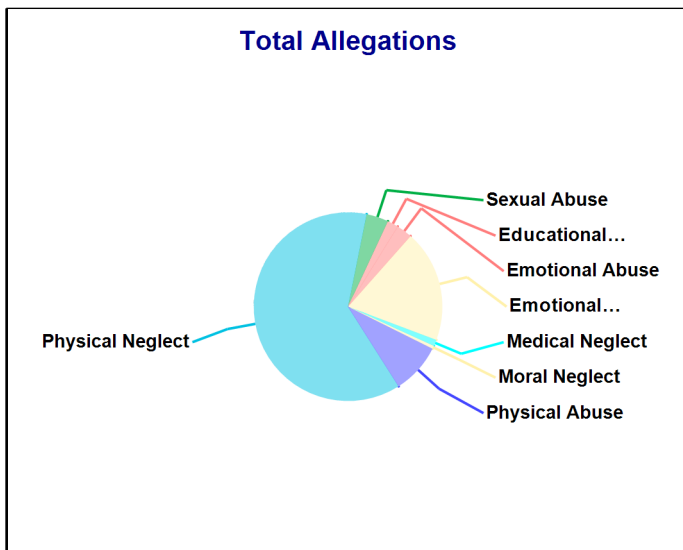
Accepted Reports: 142

Substantiated Reports: 29

Substantiation Rate: 20 %

Allegations	Total	Substantiated	Substantiation Rate
Physical Abuse	32	<=10	0 - 10 %
Educational Neglect	<=10	-	0 - 10 %
Emotional Neglect	71	33	46 %
High Risk Newborn	-	-	-
Medical Neglect	<=10	-	0 - 10 %
At Risk	-	-	-
Physical Neglect	230	54	23 %
Sexual Abuse	14	<=10	30 - 40 %
Emotional Abuse	<=10	<=10	10 - 20 %
Human_Trafficking	-	-	-
Moral Neglect	<=10	-	0 - 10 %
Total Allegations	370	95	26 %

Children Substantiated as Abuse/Neglect/Uncared for: 46



State of Connecticut
 Department of Children and Families
 Town Pages
 State Fiscal Year: 2019

Number of Accepted Reports and allegations to DCF
 Town: WINDHAM

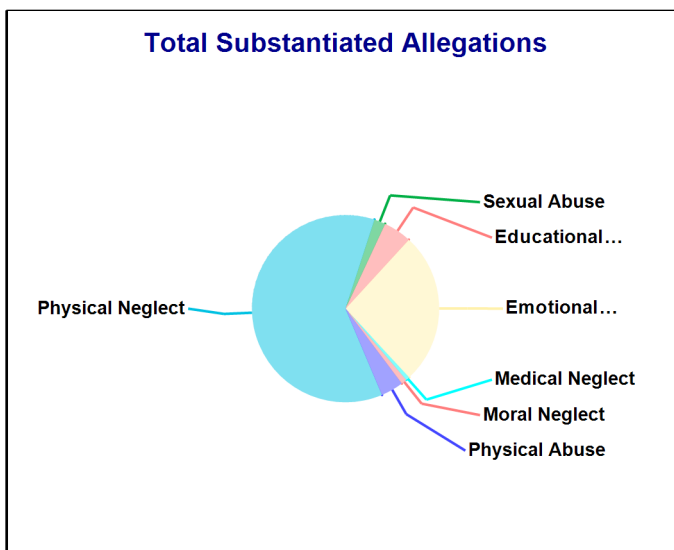
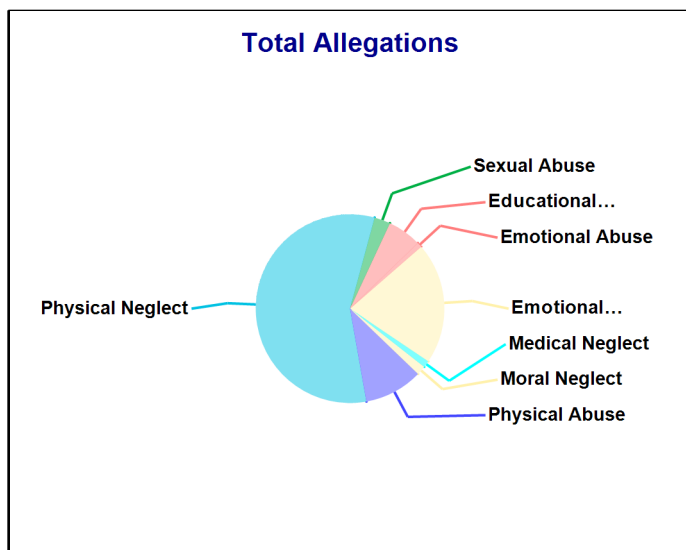
Accepted Reports: 376

Substantiated Reports: 89

Substantiation Rate: 24 %

Allegations	Total	Substantiated	Substantiation Rate
Physical Abuse	95	12	13 %
Educational Neglect	55	15	27 %
Emotional Neglect	197	81	41 %
High Risk Newborn	-	-	-
Medical Neglect	11	<=10	10 - 20 %
At Risk	-	-	-
Physical Neglect	539	189	35 %
Sexual Abuse	26	<=10	20 - 30 %
Emotional Abuse	<=10	-	0 - 10 %
Human_Trafficking	-	-	-
Moral Neglect	15	<=10	10 - 20 %
Total Allegations	946	308	33 %

Children Substantiated as Abuse/Neglect/Uncared for: 139



State of Connecticut
 Department of Children and Families
 Town Pages
 State Fiscal Year: 2019

Number of Accepted Reports and allegations to DCF
 Town: WINDSOR

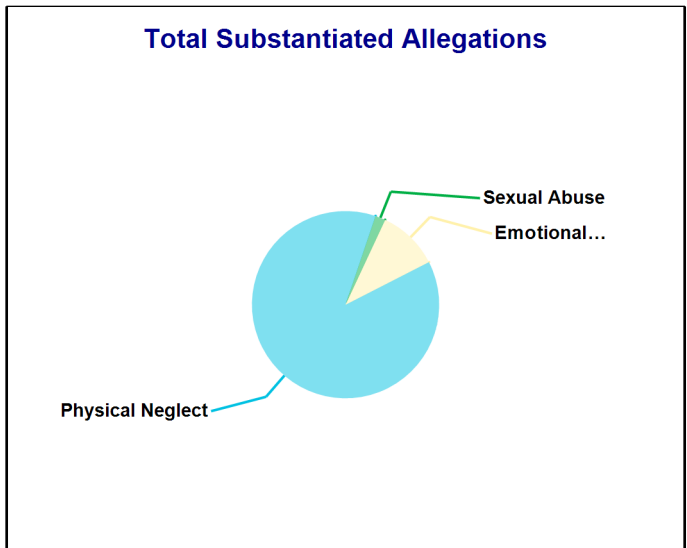
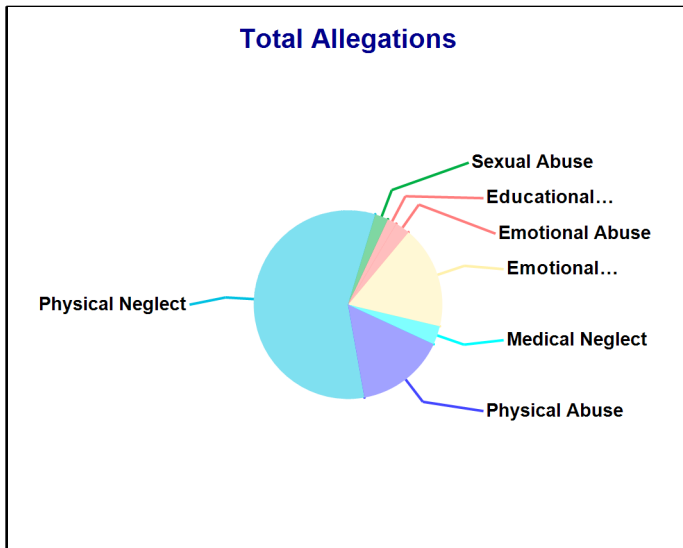
Accepted Reports: 208

Substantiated Reports: 27

Substantiation Rate: 13 %

Allegations	Total	Substantiated	Substantiation Rate
Physical Abuse	67	-	-
Educational Neglect	<=10	-	0 - 10 %
Emotional Neglect	77	<=10	0 - 10 %
High Risk Newborn	-	-	-
Medical Neglect	14	-	-
At Risk	-	-	-
Physical Neglect	251	50	20 %
Sexual Abuse	<=10	<=10	0 - 10 %
Emotional Abuse	11	-	-
Human_Trafficking	-	-	-
Moral Neglect	-	-	-
Total Allegations	437	57	13 %

Children Substantiated as Abuse/Neglect/Uncared for: 45



State of Connecticut
 Department of Children and Families
 Town Pages
 State Fiscal Year: 2019

Number of Accepted Reports and allegations to DCF
 Town: WINDSOR LOCKS

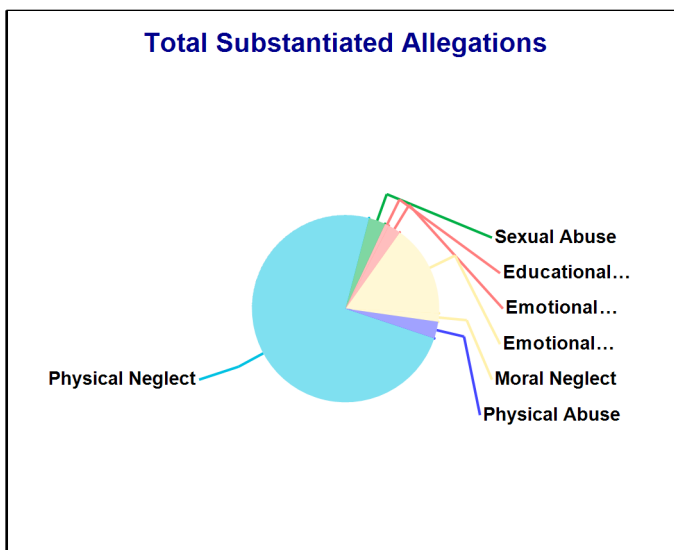
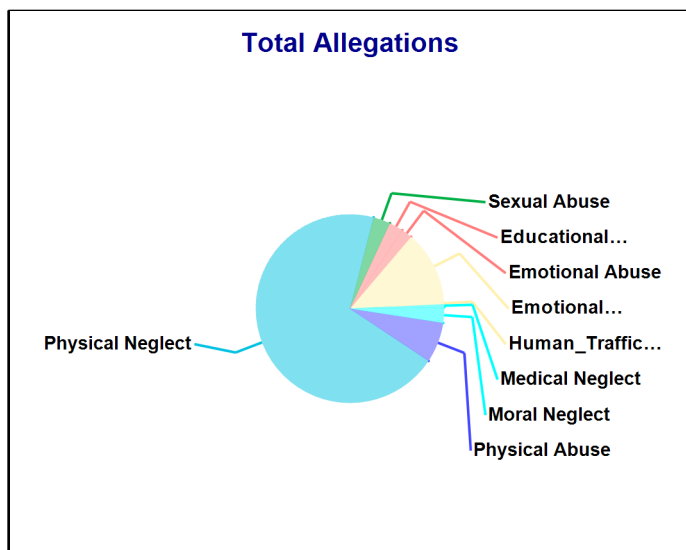
Accepted Reports: 132

Substantiated Reports: 32

Substantiation Rate: 24 %

Allegations	Total	Substantiated	Substantiation Rate
Physical Abuse	26	<=10	10 - 20 %
Educational Neglect	<=10	<=10	10 - 20 %
Emotional Neglect	48	22	46 %
High Risk Newborn	-	-	-
Medical Neglect	<=10	-	0 - 10 %
At Risk	-	-	-
Physical Neglect	262	102	39 %
Sexual Abuse	11	<=10	30 - 40 %
Emotional Abuse	<=10	<=10	40 - 50 %
Human_Trafficking	<=10	-	0 - 10 %
Moral Neglect	<=10	<=10	10 - 20 %
Total Allegations	376	138	37 %

Children Substantiated as Abuse/Neglect/Uncared for: 38



State of Connecticut
 Department of Children and Families
 Town Pages
 State Fiscal Year: 2019

Number of Accepted Reports and allegations to DCF
 Town: WOLCOTT

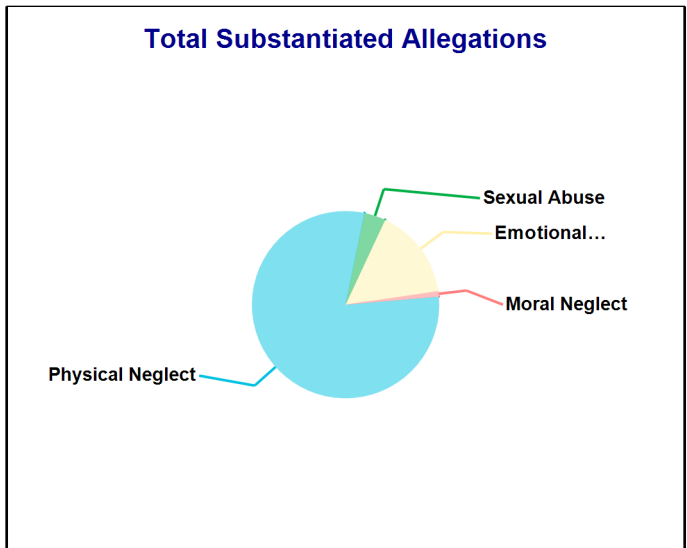
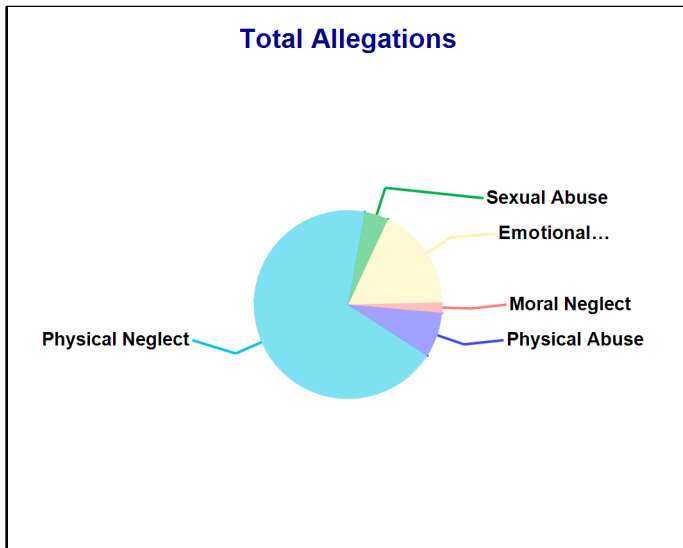
Accepted Reports: 55

Substantiated Reports: 9

Substantiation Rate: 16 %

Allegations	Total	Substantiated	Substantiation Rate
Physical Abuse	17	-	-
Educational Neglect	-	-	-
Emotional Neglect	39	17	44 %
High Risk Newborn	-	-	-
Medical Neglect	-	-	-
At Risk	-	-	-
Physical Neglect	152	86	57 %
Sexual Abuse	<=10	<=10	40 - 50 %
Emotional Abuse	-	-	-
Human_Trafficking	-	-	-
Moral Neglect	<=10	<=10	20 - 30 %
Total Allegations	221	108	49 %

Children Substantiated as Abuse/Neglect/Uncared for: 17



State of Connecticut
 Department of Children and Families
 Town Pages
 State Fiscal Year: 2019

Number of Accepted Reports and allegations to DCF
 Town: Statewide

Accepted Reports: 29,643

Substantiated Reports: 5,859

Substantiation Rate: 20 %

Allegations	Total	Substantiated	Substantiation Rate
Physical Abuse	6,840	558	8 %
Educational Neglect	3,723	675	18 %
Emotional Neglect	11,597	3,672	32 %
High Risk Newborn	-	-	-
Medical Neglect	1,739	349	20 %
At Risk	-	-	-
Physical Neglect	41,500	11,420	28 %
Sexual Abuse	1,871	590	32 %
Emotional Abuse	1,196	158	13 %
Human_Trafficking	70	<=10	0 - 10 %
Moral Neglect	743	115	15 %
Total Allegations	69,279	17,539	25 %

Children Substantiated as Abuse/Neglect/Uncared for: 8,406

