

**State of Connecticut  
Department of Children and Families**

**Town Pages**

**Number of Accepted Reports and Allegations to DCF  
State Fiscal Year: 2021**



<b>Glossary</b>	
<b>Accepted Reports</b>	Represents all Reports called in to the Child Abuse and Neglect Hotline containing allegations that meet the operational definition of abuse and/or neglect. A Report contains one or more children as alleged victims of abuse and/or neglect.
<b>Substantiated Reports</b>	Represents all Accepted Reports where the Investigation resulted in a finding of reasonable cause to believe that neglect and/or abuse has occurred.
<b>Total Allegations</b>	Represents all individual Allegations of Abuse and/or Neglect contained in an <b>Accepted Report</b> . Each alleged child victim can have one or more associated allegations.
<b>Substantiated Allegations</b>	Represents all individual Allegations of Abuse and/or Neglect contained in an Accepted Report where the Investigation resulted in a finding of reasonable cause to believe that neglect and/or abuse has occurred.
<b>Children Substantiated as Abused/Neglect/Uncared For</b>	Represents the number of <b>unique</b> (unduplicated) children that were the victim of substantiated Abuse and/or Neglect during the State Fiscal Year.

**Note:** For confidentiality reasons, data for towns with 10 or less Children Substantiated as Abuse/Neglect/Uncared For will not be reported as an individual town. However, data on the Statewide page does reflect the data for these towns in the totals.

**Note:** Town **OTHER** represents towns in the database that do not correspond with any official Connecticut town names. This anomaly is a result of incorrect data entry or other technical factors.

State of Connecticut  
 Department of Children and Families  
 Town Pages  
 State Fiscal Year: 2021

Number of Accepted Reports and allegations to DCF  
 Town: ANSONIA

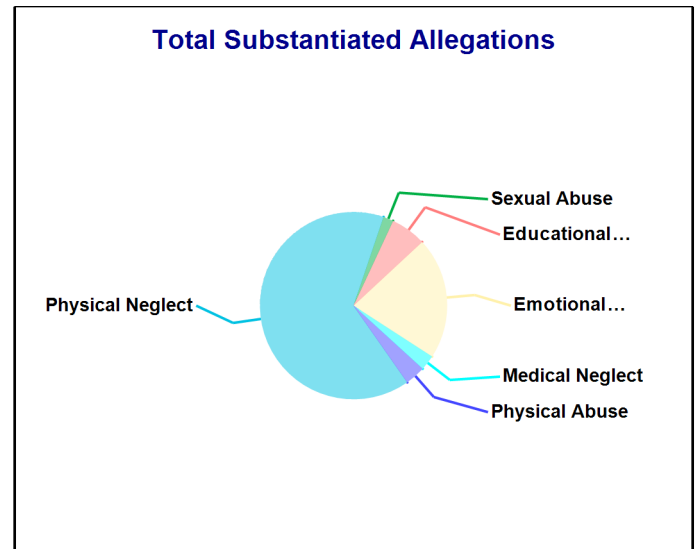
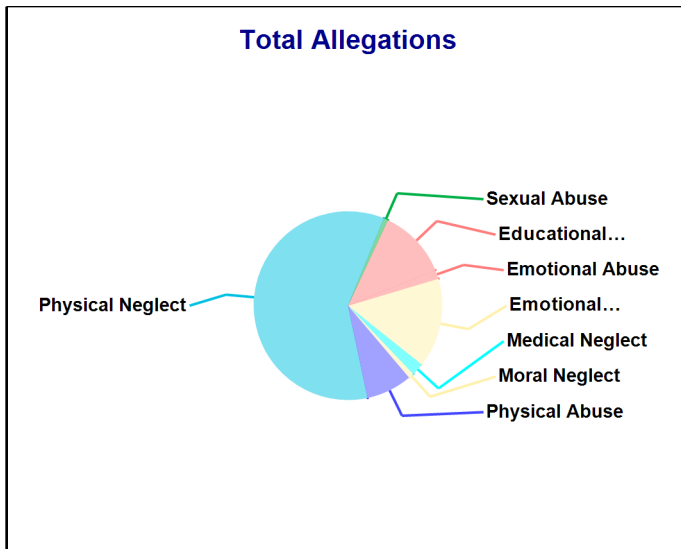
Accepted Reports: 231

Substantiated Reports: 46

Substantiation Rate: 20 %

Allegations	Total	Substantiated	Substantiation Rate
Physical Abuse	41	<=10	0 - 10 %
Educational Neglect	62	<=10	10 - 20 %
Emotional Neglect	80	24	30 %
High Risk Newborn	-	-	-
Medical Neglect	11	<=10	20 - 30 %
At Risk	-	-	-
Physical Neglect	310	74	24 %
Sexual Abuse	<=10	<=10	40 - 50 %
Emotional Abuse	<=10	-	0 - 10 %
Human_Trafficking	-	-	-
Moral Neglect	<=10	-	0 - 10 %
<b>Total Allegations</b>	<b>521</b>	<b>114</b>	<b>22 %</b>

Children Substantiated as Abuse/Neglect/Uncared for: 69



State of Connecticut  
 Department of Children and Families  
 Town Pages  
 State Fiscal Year: 2021

Number of Accepted Reports and allegations to DCF  
 Town: BETHEL

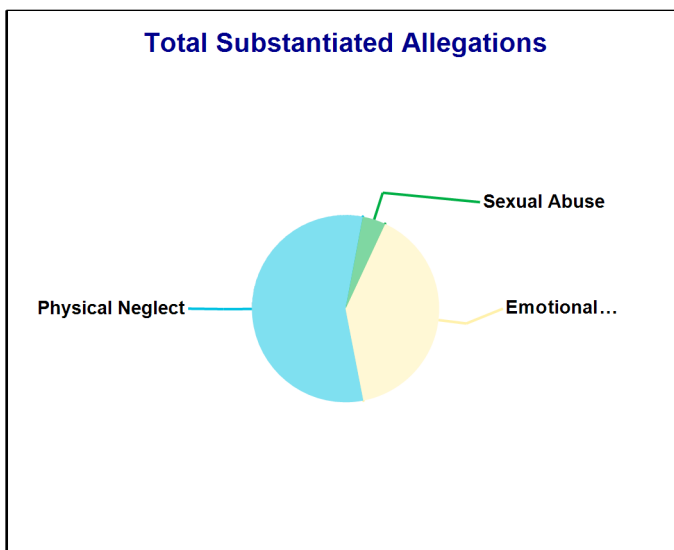
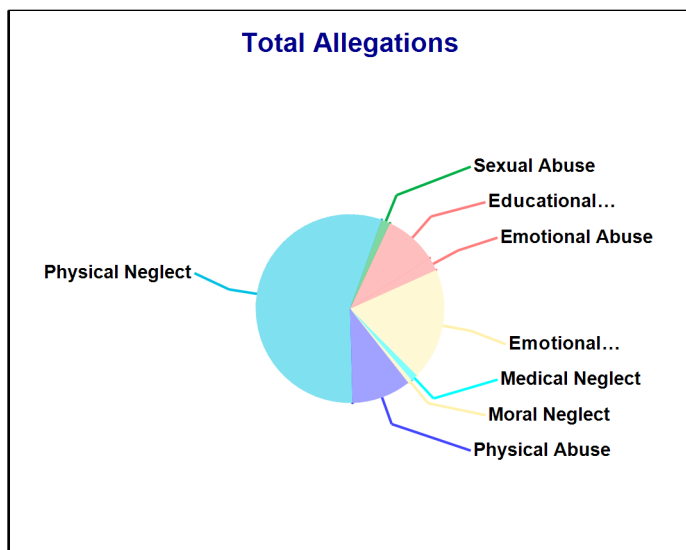
Accepted Reports: 98

Substantiated Reports: 13

Substantiation Rate: 13 %

Allegations	Total	Substantiated	Substantiation Rate
Physical Abuse	27	-	-
Educational Neglect	24	-	-
Emotional Neglect	51	20	39 %
High Risk Newborn	-	-	-
Medical Neglect	<=10	-	0 - 10 %
At Risk	-	-	-
Physical Neglect	148	28	19 %
Sexual Abuse	<=10	<=10	40 - 50 %
Emotional Abuse	<=10	-	0 - 10 %
Human_Trafficking	-	-	-
Moral Neglect	<=10	-	0 - 10 %
<b>Total Allegations</b>	<b>265</b>	<b>50</b>	<b>19 %</b>

Children Substantiated as Abuse/Neglect/Uncared for: 21



State of Connecticut  
 Department of Children and Families  
 Town Pages  
 State Fiscal Year: 2021

Number of Accepted Reports and allegations to DCF  
 Town: BLOOMFIELD

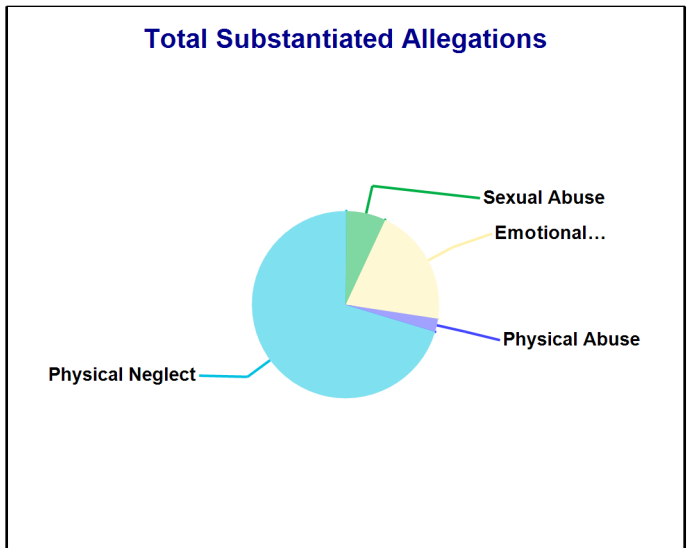
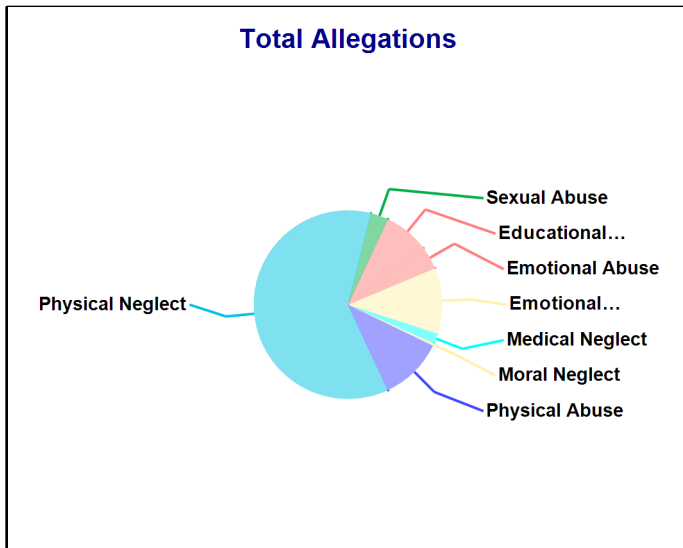
Accepted Reports: 113

Substantiated Reports: 19

Substantiation Rate: 17 %

Allegations	Total	Substantiated	Substantiation Rate
Physical Abuse	25	<=10	0 - 10 %
Educational Neglect	18	-	-
Emotional Neglect	26	<=10	30 - 40 %
High Risk Newborn	-	-	-
Medical Neglect	<=10	-	0 - 10 %
At Risk	-	-	-
Physical Neglect	140	31	22 %
Sexual Abuse	<=10	<=10	40 - 50 %
Emotional Abuse	<=10	-	0 - 10 %
Human_Trafficking	-	-	-
Moral Neglect	<=10	-	0 - 10 %
<b>Total Allegations</b>	<b>230</b>	<b>44</b>	<b>19 %</b>

Children Substantiated as Abuse/Neglect/Uncared for: 30



State of Connecticut  
 Department of Children and Families  
 Town Pages  
 State Fiscal Year: 2021

Number of Accepted Reports and allegations to DCF  
 Town: BRANFORD

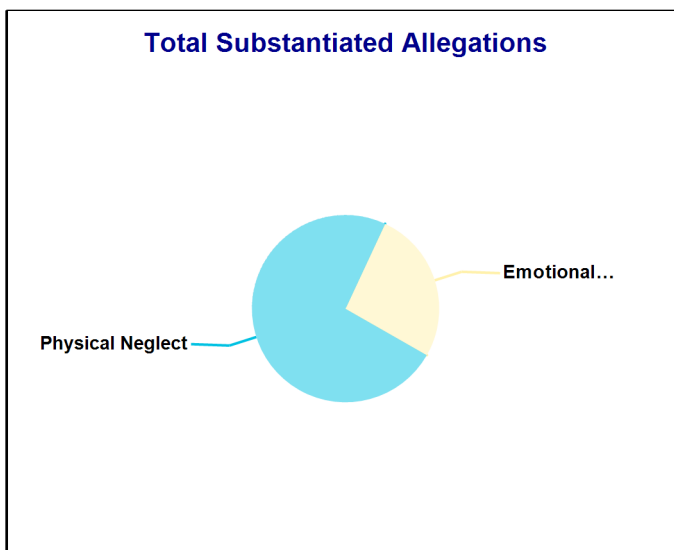

Accepted Reports: 71

Substantiated Reports: 18

Substantiation Rate: 25 %

Allegations	Total	Substantiated	Substantiation Rate
Physical Abuse	13	-	-
Educational Neglect	12	-	-
Emotional Neglect	25	<=10	30 - 40 %
High Risk Newborn	-	-	-
Medical Neglect	<=10	-	0 - 10 %
At Risk	-	-	-
Physical Neglect	85	28	33 %
Sexual Abuse	<=10	-	0 - 10 %
Emotional Abuse	<=10	-	0 - 10 %
Human_Trafficking	<=10	-	0 - 10 %
Moral Neglect	<=10	-	0 - 10 %
<b>Total Allegations</b>	<b>146</b>	<b>38</b>	<b>26 %</b>

Children Substantiated as Abuse/Neglect/Uncared for: 23



State of Connecticut  
 Department of Children and Families  
 Town Pages  
 State Fiscal Year: 2021

Number of Accepted Reports and allegations to DCF  
 Town: BRIDGEPORT

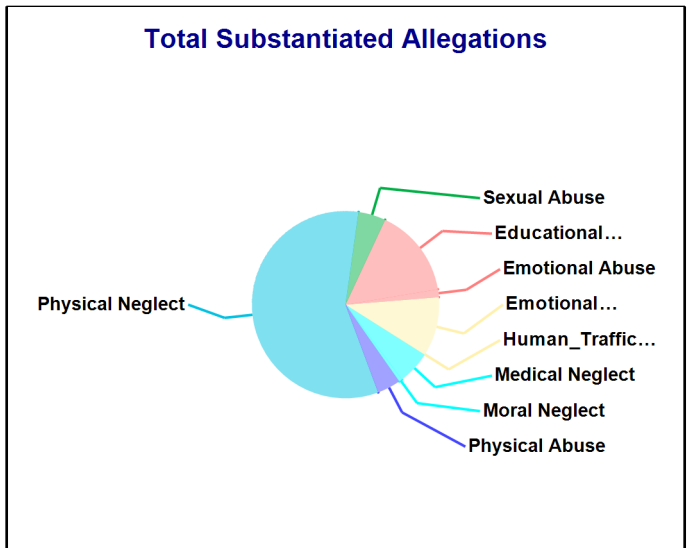
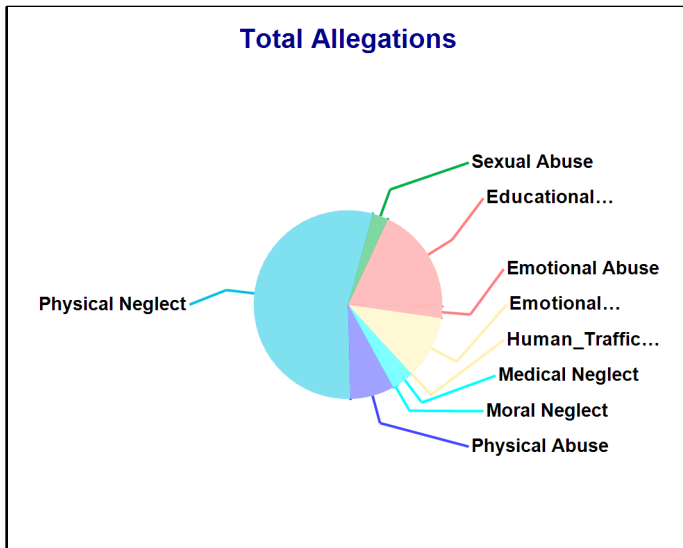
Accepted Reports: 1,702

Substantiated Reports: 376

Substantiation Rate: 22 %

Allegations	Total	Substantiated	Substantiation Rate
Physical Abuse	274	36	13 %
Educational Neglect	666	137	21 %
Emotional Neglect	394	90	23 %
High Risk Newborn	-	-	-
Medical Neglect	110	51	46 %
At Risk	-	-	-
Physical Neglect	1,982	514	26 %
Sexual Abuse	99	42	42 %
Emotional Abuse	71	12	17 %
Human_Trafficking	<=10	<=10	30 - 40 %
Moral Neglect	29	<=10	10 - 20 %
<b>Total Allegations</b>	<b>3,628</b>	<b>888</b>	<b>24 %</b>

Children Substantiated as Abuse/Neglect/Uncared for: 549



State of Connecticut  
 Department of Children and Families  
 Town Pages  
 State Fiscal Year: 2021

Number of Accepted Reports and allegations to DCF  
 Town: BRISTOL

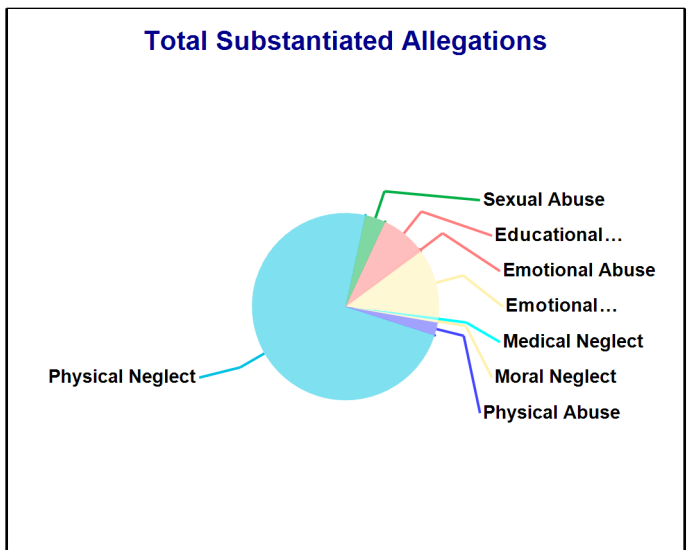
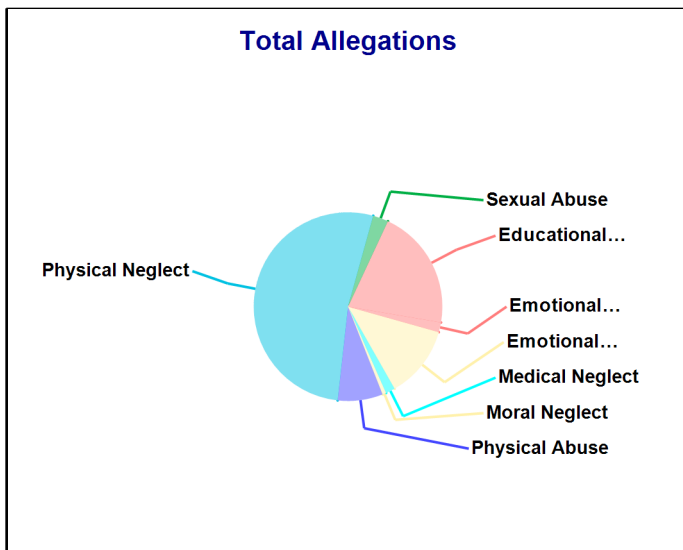
Accepted Reports: 732

Substantiated Reports: 83

Substantiation Rate: 11 %

Allegations	Total	Substantiated	Substantiation Rate
Physical Abuse	120	<=10	0 - 10 %
Educational Neglect	322	17	5 %
Emotional Neglect	193	27	14 %
High Risk Newborn	-	-	-
Medical Neglect	25	<=10	0 - 10 %
At Risk	-	-	-
Physical Neglect	816	166	20 %
Sexual Abuse	41	<=10	10 - 20 %
Emotional Abuse	26	<=10	0 - 10 %
Human_Trafficking	-	-	-
Moral Neglect	<=10	<=10	0 - 10 %
<b>Total Allegations</b>	<b>1,553</b>	<b>226</b>	<b>15 %</b>

Children Substantiated as Abuse/Neglect/Uncared for: 138





State of Connecticut  
 Department of Children and Families  
 Town Pages  
 State Fiscal Year: 2021

Number of Accepted Reports and allegations to DCF  
 Town: BROOKFIELD


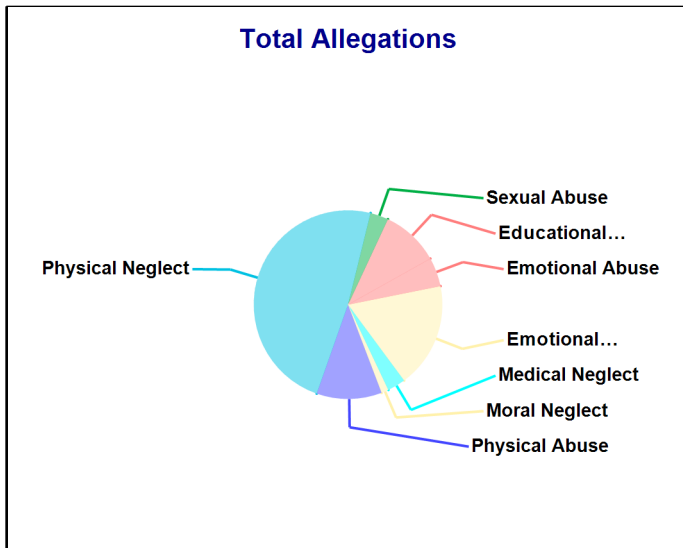
Accepted Reports: 61

Substantiated Reports: 9

Substantiation Rate: 15 %

Allegations	Total	Substantiated	Substantiation Rate
Physical Abuse	18	-	-
Educational Neglect	16	<=10	0 - 10 %
Emotional Neglect	29	14	48 %
High Risk Newborn	-	-	-
Medical Neglect	<=10	-	0 - 10 %
At Risk	-	-	-
Physical Neglect	78	20	26 %
Sexual Abuse	<=10	-	0 - 10 %
Emotional Abuse	<=10	-	0 - 10 %
Human_Trafficking	-	-	-
Moral Neglect	<=10	<=10	90 - 100 %
<b>Total Allegations</b>	<b>161</b>	<b>37</b>	<b>23 %</b>

Children Substantiated as Abuse/Neglect/Uncared for: 15



State of Connecticut  
 Department of Children and Families  
 Town Pages  
 State Fiscal Year: 2021

Number of Accepted Reports and allegations to DCF  
 Town: BROOKLYN

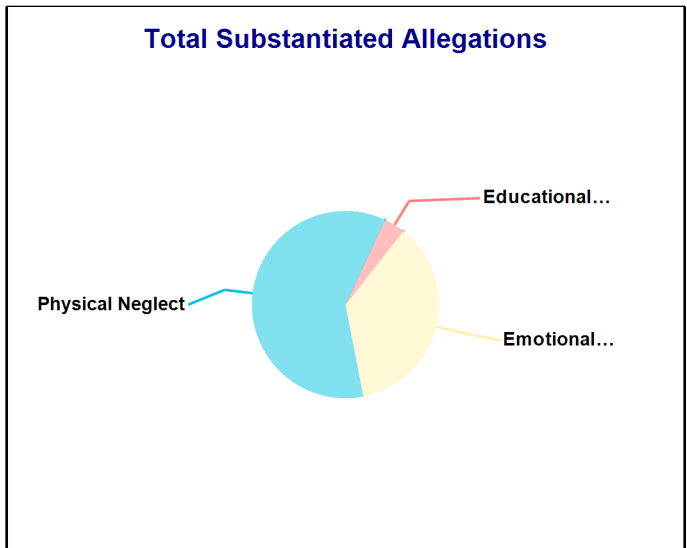
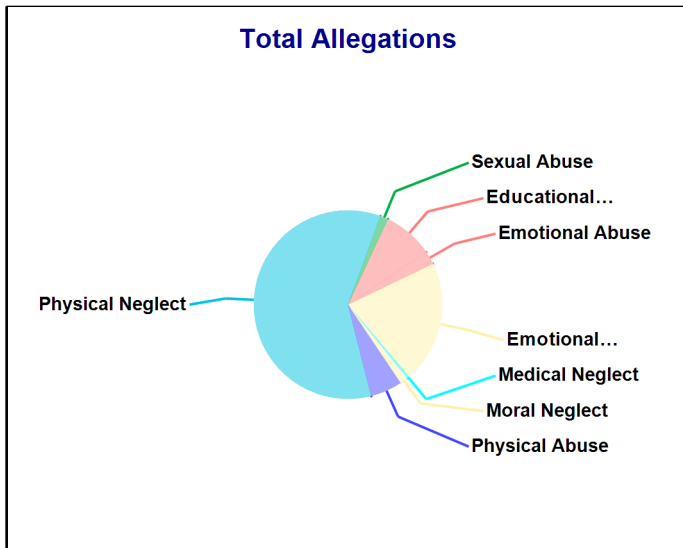
Accepted Reports: 76

Substantiated Reports: 13

Substantiation Rate: 17 %

Allegations	Total	Substantiated	Substantiation Rate
Physical Abuse	12	-	-
Educational Neglect	19	<=10	10 - 20 %
Emotional Neglect	46	20	43 %
High Risk Newborn	-	-	-
Medical Neglect	<=10	-	0 - 10 %
At Risk	-	-	-
Physical Neglect	131	33	25 %
Sexual Abuse	<=10	-	0 - 10 %
Emotional Abuse	<=10	-	0 - 10 %
Human_Trafficking	-	-	-
Moral Neglect	<=10	-	0 - 10 %
<b>Total Allegations</b>	<b>220</b>	<b>55</b>	<b>25 %</b>

Children Substantiated as Abuse/Neglect/Uncared for: 21



State of Connecticut  
 Department of Children and Families  
 Town Pages  
 State Fiscal Year: 2021

Number of Accepted Reports and allegations to DCF  
 Town: CLINTON

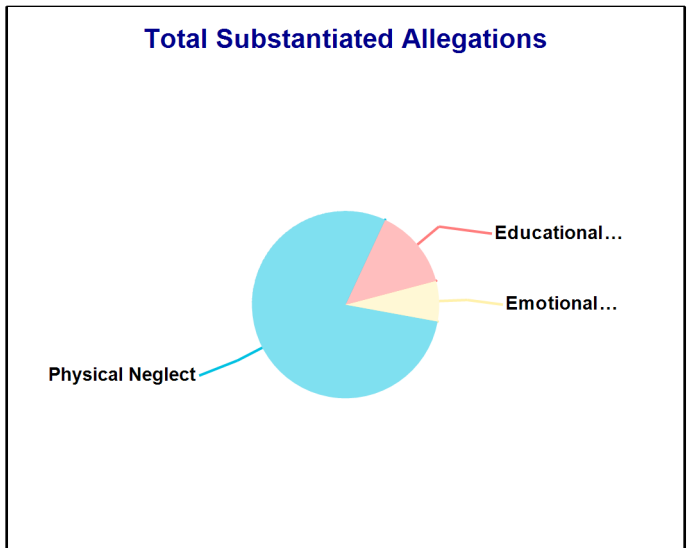
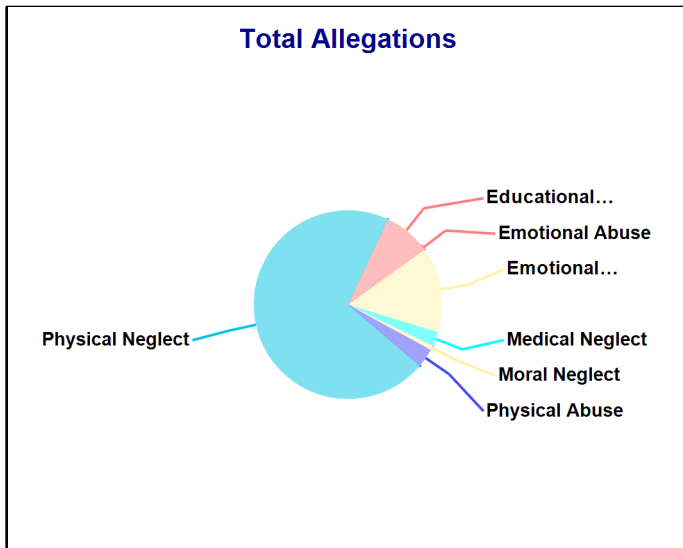
Accepted Reports: 45

Substantiated Reports: 10

Substantiation Rate: 22 %

Allegations	Total	Substantiated	Substantiation Rate
Physical Abuse	<=10	-	0 - 10 %
Educational Neglect	<=10	<=10	60 - 70 %
Emotional Neglect	18	<=10	10 - 20 %
High Risk Newborn	-	-	-
Medical Neglect	<=10	-	0 - 10 %
At Risk	-	-	-
Physical Neglect	87	34	39 %
Sexual Abuse	-	-	-
Emotional Abuse	<=10	-	0 - 10 %
Human_Trafficking	-	-	-
Moral Neglect	<=10	-	0 - 10 %
<b>Total Allegations</b>	<b>123</b>	<b>43</b>	<b>35 %</b>

Children Substantiated as Abuse/Neglect/Uncared for: 22



State of Connecticut  
 Department of Children and Families  
 Town Pages  
 State Fiscal Year: 2021

Number of Accepted Reports and allegations to DCF  
 Town: COVENTRY

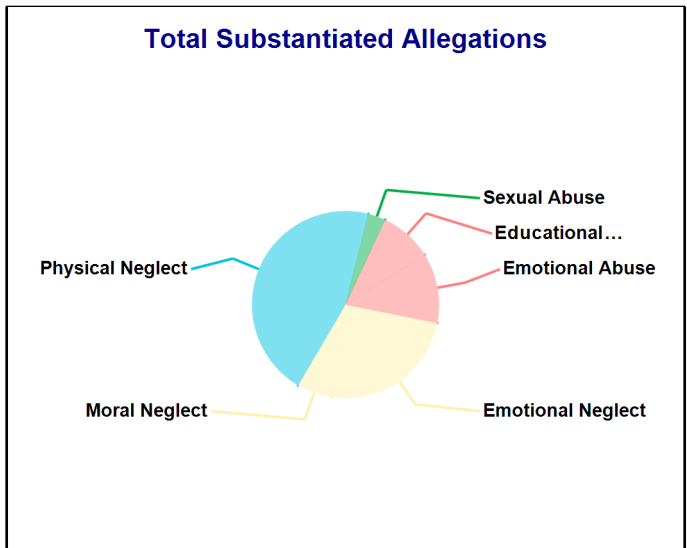
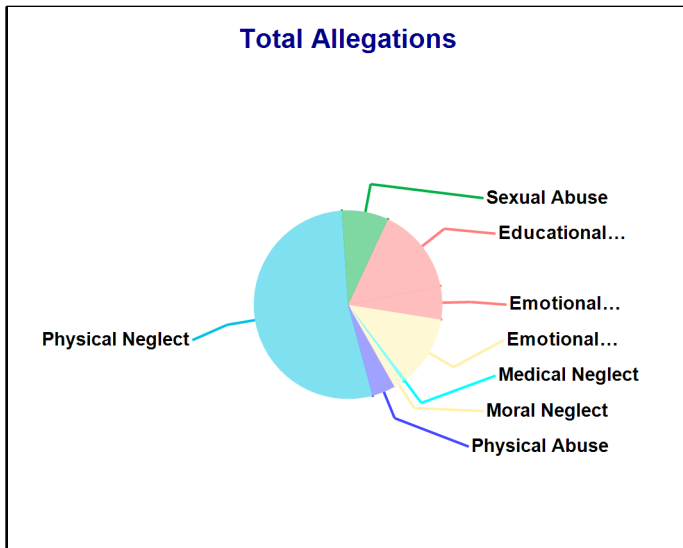
Accepted Reports: 75

Substantiated Reports: 12

Substantiation Rate: 16 %

Allegations	Total	Substantiated	Substantiation Rate
Physical Abuse	<=10	-	0 - 10 %
Educational Neglect	26	<=10	10 - 20 %
Emotional Neglect	21	<=10	30 - 40 %
High Risk Newborn	-	-	-
Medical Neglect	<=10	-	0 - 10 %
At Risk	-	-	-
Physical Neglect	93	15	16 %
Sexual Abuse	14	<=10	0 - 10 %
Emotional Abuse	<=10	<=10	30 - 40 %
Human_Trafficking	-	-	-
Moral Neglect	<=10	<=10	60 - 70 %
<b>Total Allegations</b>	<b>175</b>	<b>33</b>	<b>19 %</b>

Children Substantiated as Abuse/Neglect/Uncared for: 18



State of Connecticut  
 Department of Children and Families  
 Town Pages  
 State Fiscal Year: 2021

Number of Accepted Reports and allegations to DCF  
 Town: CROMWELL

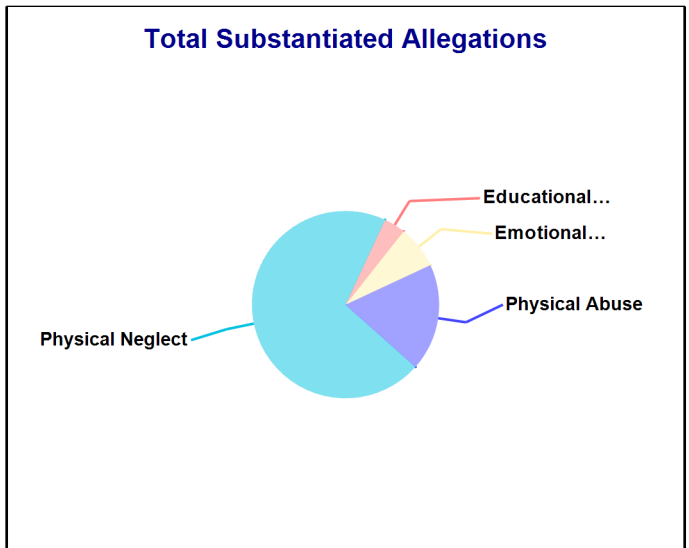
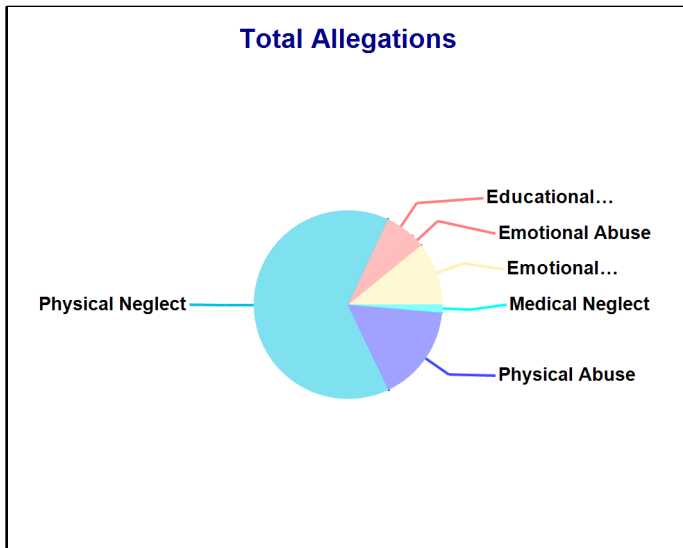
Accepted Reports: 66

Substantiated Reports: 8

Substantiation Rate: 12 %

Allegations	Total	Substantiated	Substantiation Rate
Physical Abuse	23	<=10	20 - 30 %
Educational Neglect	<=10	<=10	10 - 20 %
Emotional Neglect	15	<=10	10 - 20 %
High Risk Newborn	-	-	-
Medical Neglect	<=10	-	0 - 10 %
At Risk	-	-	-
Physical Neglect	89	19	21 %
Sexual Abuse	-	-	-
Emotional Abuse	<=10	-	0 - 10 %
Human_Trafficking	-	-	-
Moral Neglect	-	-	-
<b>Total Allegations</b>	<b>139</b>	<b>27</b>	<b>19 %</b>

Children Substantiated as Abuse/Neglect/Uncared for: 13



State of Connecticut  
 Department of Children and Families  
 Town Pages  
 State Fiscal Year: 2021

Number of Accepted Reports and allegations to DCF  
 Town: DANBURY

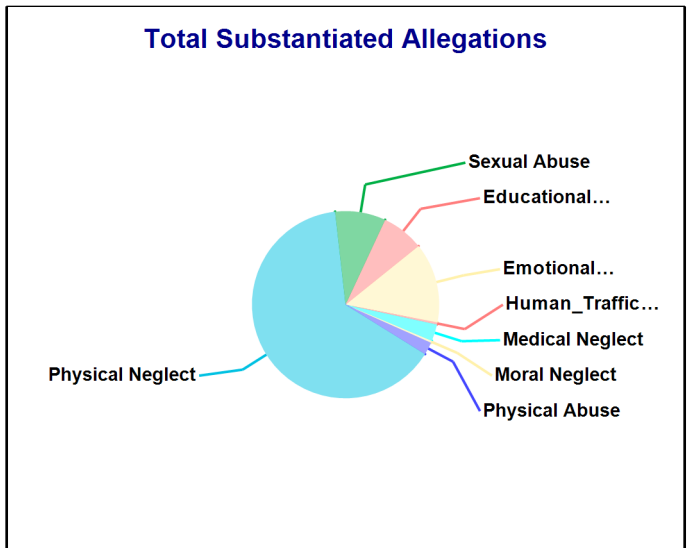
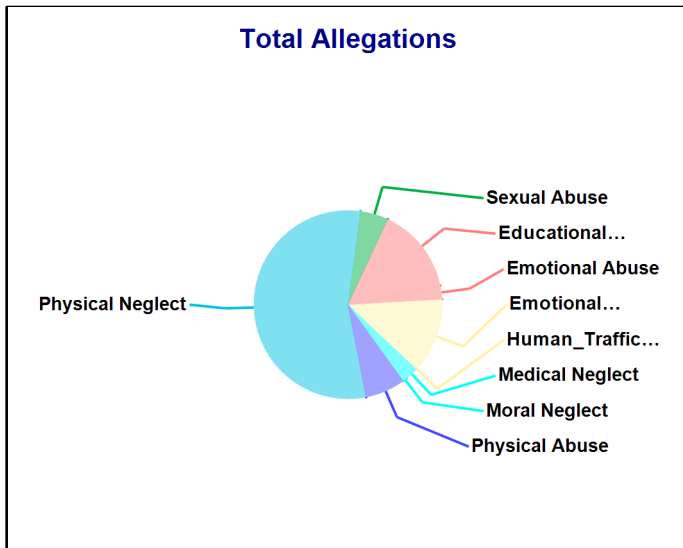
Accepted Reports: 551

Substantiated Reports: 98

Substantiation Rate: 18 %

Allegations	Total	Substantiated	Substantiation Rate
Physical Abuse	86	<=10	0 - 10 %
Educational Neglect	184	20	11 %
Emotional Neglect	160	38	24 %
High Risk Newborn	-	-	-
Medical Neglect	28	<=10	20 - 30 %
At Risk	-	-	-
Physical Neglect	686	177	26 %
Sexual Abuse	60	24	40 %
Emotional Abuse	29	-	-
Human_Trafficking	<=10	<=10	90 - 100 %
Moral Neglect	<=10	<=10	10 - 20 %
<b>Total Allegations</b>	<b>1,243</b>	<b>275</b>	<b>22 %</b>

Children Substantiated as Abuse/Neglect/Uncared for: 147



State of Connecticut  
 Department of Children and Families  
 Town Pages  
 State Fiscal Year: 2021

Number of Accepted Reports and allegations to DCF  
 Town: DARIEN


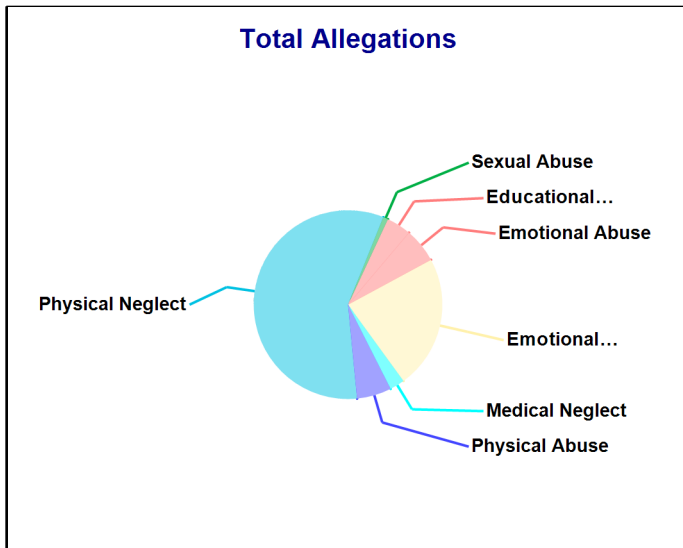
Accepted Reports: 50

Substantiated Reports: 8

Substantiation Rate: 16 %

Allegations	Total	Substantiated	Substantiation Rate
Physical Abuse	<=10	<=10	20 - 30 %
Educational Neglect	<=10	-	0 - 10 %
Emotional Neglect	27	<=10	30 - 40 %
High Risk Newborn	-	-	-
Medical Neglect	<=10	-	0 - 10 %
At Risk	-	-	-
Physical Neglect	68	13	19 %
Sexual Abuse	<=10	-	0 - 10 %
Emotional Abuse	<=10	<=10	10 - 20 %
Human_Trafficking	-	-	-
Moral Neglect	-	-	-
<b>Total Allegations</b>	<b>118</b>	<b>26</b>	<b>22 %</b>

Children Substantiated as Abuse/Neglect/Uncared for: 11



State of Connecticut  
 Department of Children and Families  
 Town Pages  
 State Fiscal Year: 2021

Number of Accepted Reports and allegations to DCF  
 Town: DERBY

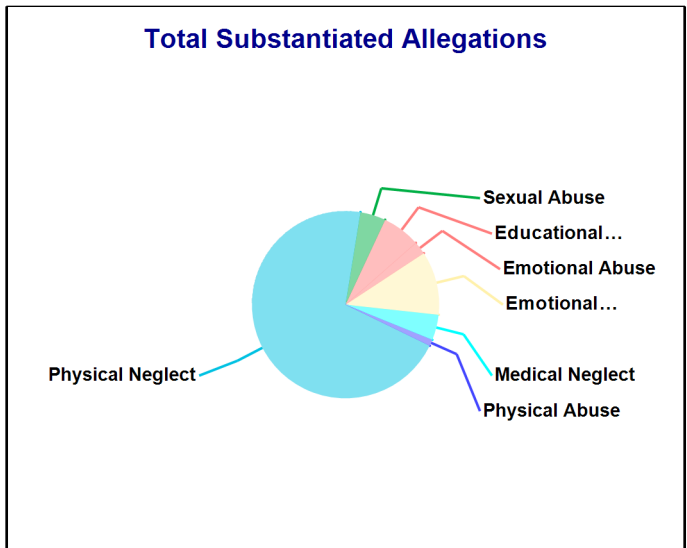
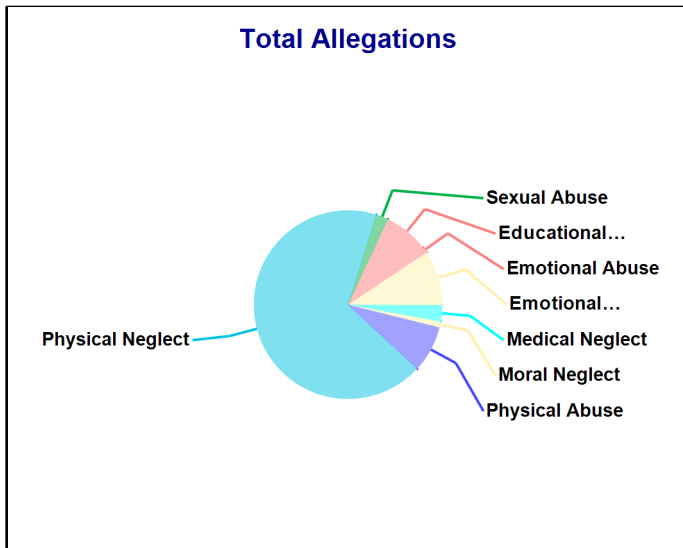
Accepted Reports: 110

Substantiated Reports: 32

Substantiation Rate: 29 %

Allegations	Total	Substantiated	Substantiation Rate
Physical Abuse	23	<=10	0 - 10 %
Educational Neglect	22	<=10	20 - 30 %
Emotional Neglect	27	<=10	30 - 40 %
High Risk Newborn	-	-	-
Medical Neglect	<=10	<=10	40 - 50 %
At Risk	-	-	-
Physical Neglect	195	64	33 %
Sexual Abuse	<=10	<=10	60 - 70 %
Emotional Abuse	<=10	<=10	60 - 70 %
Human_Trafficking	-	-	-
Moral Neglect	<=10	-	0 - 10 %
<b>Total Allegations</b>	<b>287</b>	<b>91</b>	<b>32 %</b>

Children Substantiated as Abuse/Neglect/Uncared for: 52





State of Connecticut  
 Department of Children and Families  
 Town Pages  
 State Fiscal Year: 2021

Number of Accepted Reports and allegations to DCF  
 Town: EAST HARTFORD

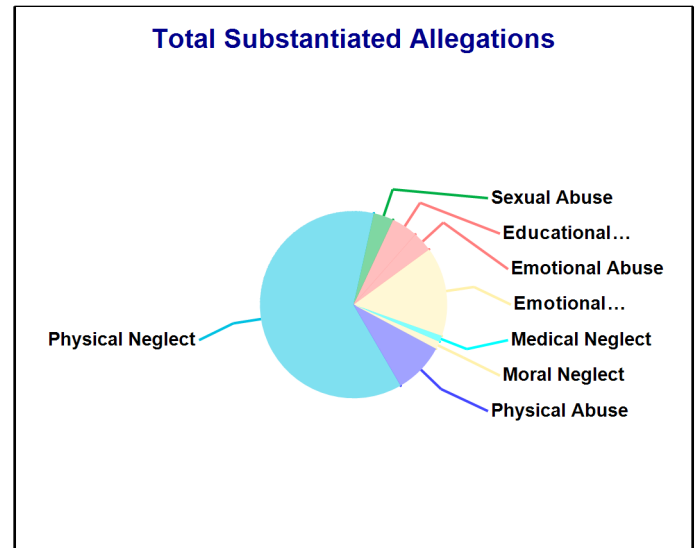
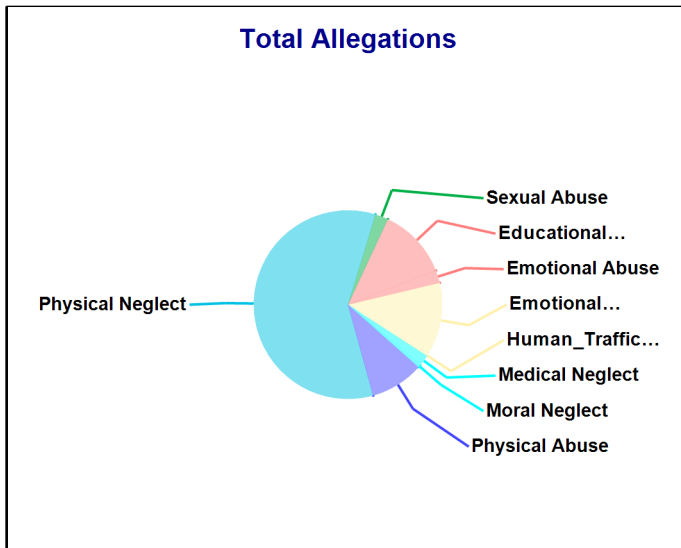
Accepted Reports: 565

Substantiated Reports: 107

Substantiation Rate: 19 %

Allegations	Total	Substantiated	Substantiation Rate
Physical Abuse	126	33	26 %
Educational Neglect	167	17	10 %
Emotional Neglect	176	58	33 %
High Risk Newborn	-	-	-
Medical Neglect	27	<=10	10 - 20 %
At Risk	-	-	-
Physical Neglect	811	232	29 %
Sexual Abuse	31	13	42 %
Emotional Abuse	30	13	43 %
Human_Trafficking	<=10	-	0 - 10 %
Moral Neglect	<=10	<=10	80 - 90 %
<b>Total Allegations</b>	<b>1,375</b>	<b>375</b>	<b>27 %</b>

Children Substantiated as Abuse/Neglect/Uncared for: 159



State of Connecticut  
 Department of Children and Families  
 Town Pages  
 State Fiscal Year: 2021

Number of Accepted Reports and allegations to DCF  
 Town: EAST HAVEN

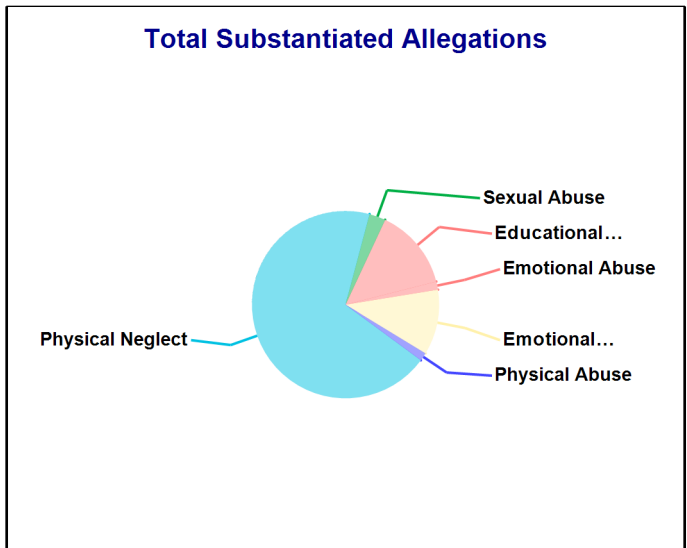
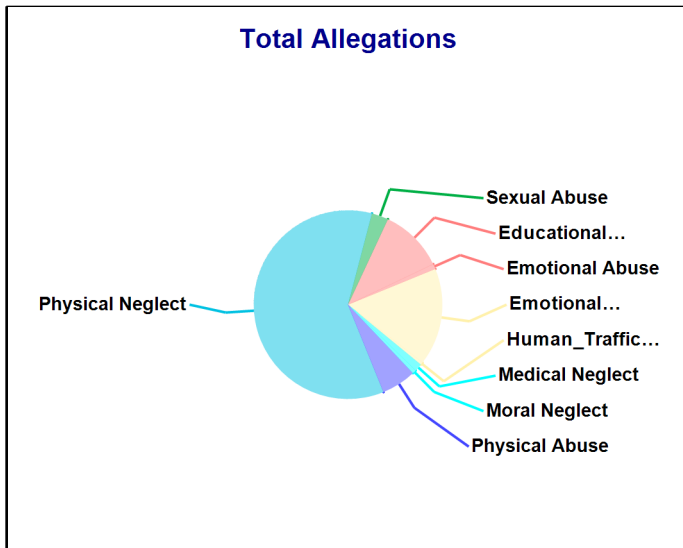
Accepted Reports: 209

Substantiated Reports: 28

Substantiation Rate: 13 %

Allegations	Total	Substantiated	Substantiation Rate
Physical Abuse	27	<=10	0 - 10 %
Educational Neglect	50	<=10	10 - 20 %
Emotional Neglect	76	<=10	10 - 20 %
High Risk Newborn	-	-	-
Medical Neglect	<=10	-	0 - 10 %
At Risk	-	-	-
Physical Neglect	274	49	18 %
Sexual Abuse	13	<=10	10 - 20 %
Emotional Abuse	<=10	<=10	20 - 30 %
Human_Trafficking	<=10	-	0 - 10 %
Moral Neglect	<=10	-	0 - 10 %
<b>Total Allegations</b>	<b>455</b>	<b>71</b>	<b>16 %</b>

Children Substantiated as Abuse/Neglect/Uncared for: 38



State of Connecticut  
 Department of Children and Families  
 Town Pages  
 State Fiscal Year: 2021

Number of Accepted Reports and allegations to DCF  
 Town: EAST LYME

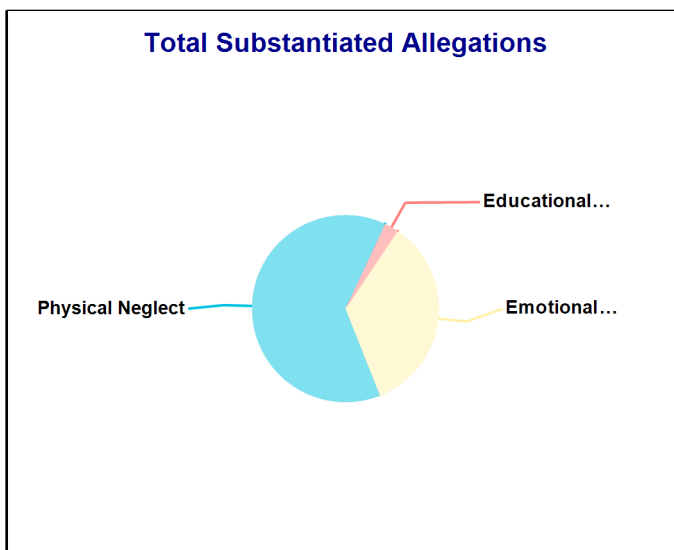
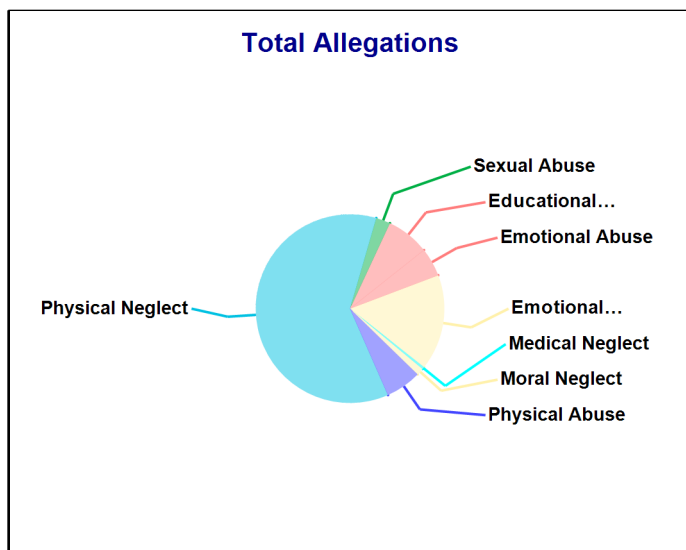
Accepted Reports: 98

Substantiated Reports: 17

Substantiation Rate: 17 %

Allegations	Total	Substantiated	Substantiation Rate
Physical Abuse	15	-	-
Educational Neglect	18	<=10	10 - 20 %
Emotional Neglect	40	28	70 %
High Risk Newborn	-	-	-
Medical Neglect	<=10	-	0 - 10 %
At Risk	-	-	-
Physical Neglect	149	51	34 %
Sexual Abuse	<=10	-	0 - 10 %
Emotional Abuse	12	-	-
Human_Trafficking	-	-	-
Moral Neglect	<=10	-	0 - 10 %
<b>Total Allegations</b>	<b>244</b>	<b>81</b>	<b>33 %</b>

Children Substantiated as Abuse/Neglect/Uncared for: 27



State of Connecticut  
 Department of Children and Families  
 Town Pages  
 State Fiscal Year: 2021

Number of Accepted Reports and allegations to DCF  
 Town: EAST WINDSOR

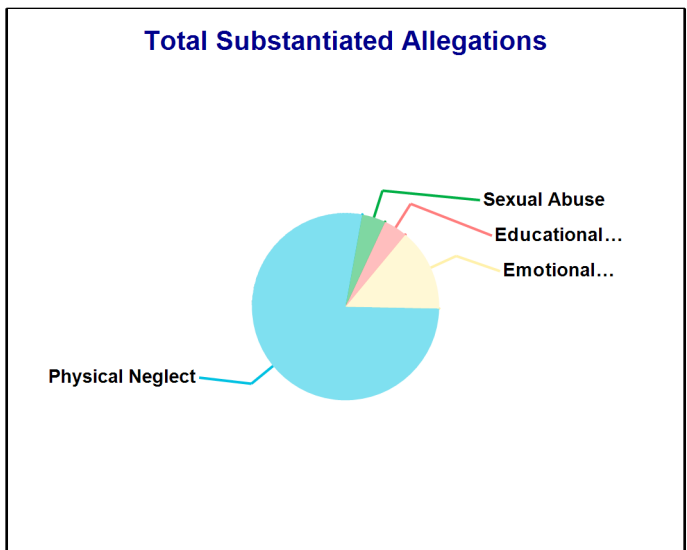
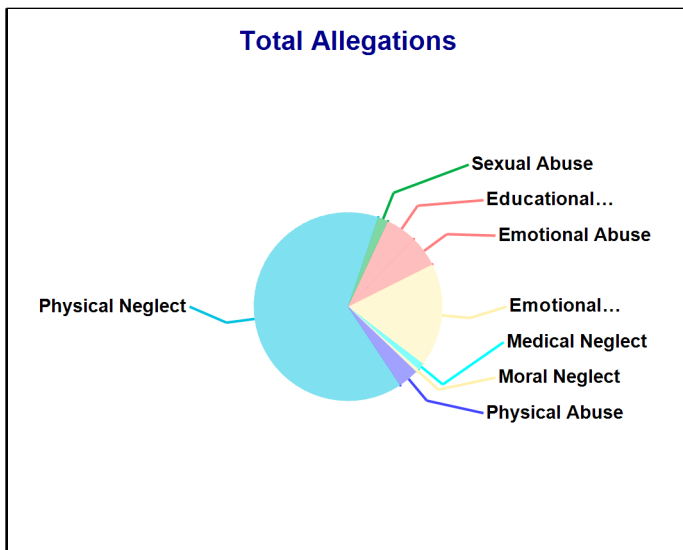
Accepted Reports: 75

Substantiated Reports: 19

Substantiation Rate: 25 %

Allegations	Total	Substantiated	Substantiation Rate
Physical Abuse	<=10	-	0 - 10 %
Educational Neglect	<=10	<=10	20 - 30 %
Emotional Neglect	30	<=10	20 - 30 %
High Risk Newborn	-	-	-
Medical Neglect	<=10	-	0 - 10 %
At Risk	-	-	-
Physical Neglect	109	38	35 %
Sexual Abuse	<=10	<=10	60 - 70 %
Emotional Abuse	<=10	-	0 - 10 %
Human_Trafficking	-	-	-
Moral Neglect	<=10	-	0 - 10 %
<b>Total Allegations</b>	<b>169</b>	<b>49</b>	<b>29 %</b>

Children Substantiated as Abuse/Neglect/Uncared for: 29



State of Connecticut  
 Department of Children and Families  
 Town Pages  
 State Fiscal Year: 2021

Number of Accepted Reports and allegations to DCF  
 Town: ELLINGTON

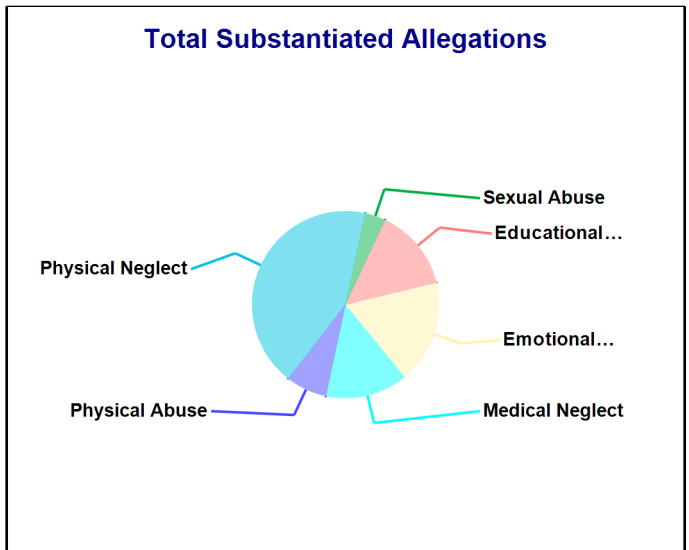
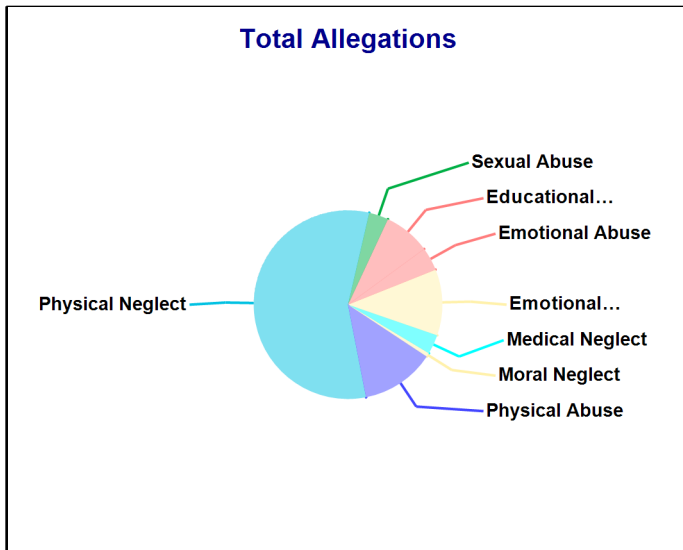
Accepted Reports: 72

Substantiated Reports: 12

Substantiation Rate: 17 %

Allegations	Total	Substantiated	Substantiation Rate
Physical Abuse	19	<=10	10 - 20 %
Educational Neglect	12	<=10	30 - 40 %
Emotional Neglect	17	<=10	20 - 30 %
High Risk Newborn	-	-	-
Medical Neglect	<=10	<=10	70 - 80 %
At Risk	-	-	-
Physical Neglect	85	12	14 %
Sexual Abuse	<=10	<=10	10 - 20 %
Emotional Abuse	<=10	-	0 - 10 %
Human_Trafficking	-	-	-
Moral Neglect	<=10	-	0 - 10 %
<b>Total Allegations</b>	<b>150</b>	<b>28</b>	<b>19 %</b>

Children Substantiated as Abuse/Neglect/Uncared for: 17



State of Connecticut  
 Department of Children and Families  
 Town Pages  
 State Fiscal Year: 2021

Number of Accepted Reports and allegations to DCF  
 Town: ENFIELD

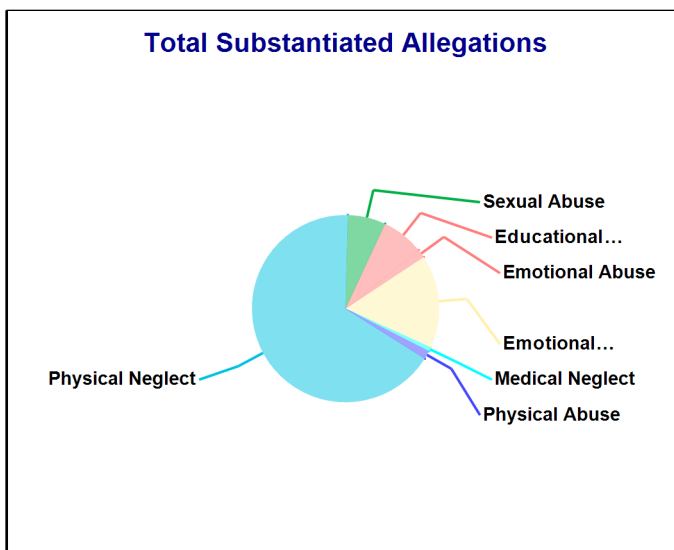
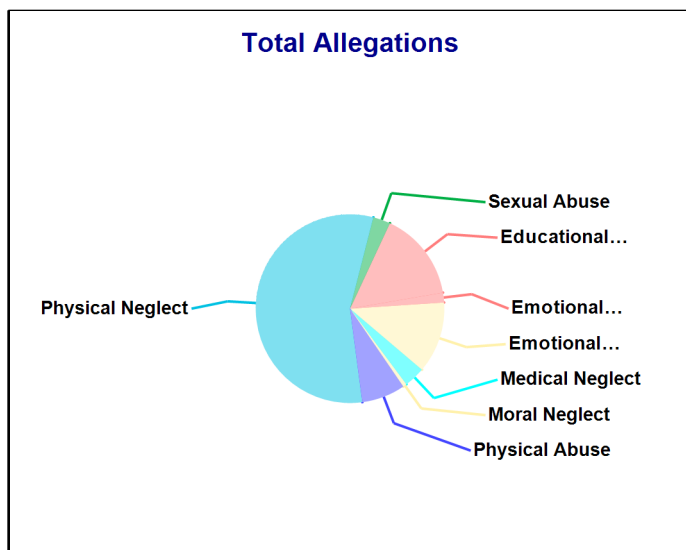
Accepted Reports: 331

Substantiated Reports: 49

Substantiation Rate: 15 %

Allegations	Total	Substantiated	Substantiation Rate
Physical Abuse	58	<=10	0 - 10 %
Educational Neglect	119	<=10	0 - 10 %
Emotional Neglect	95	22	23 %
High Risk Newborn	-	-	-
Medical Neglect	28	<=10	0 - 10 %
At Risk	-	-	-
Physical Neglect	435	91	21 %
Sexual Abuse	23	<=10	30 - 40 %
Emotional Abuse	13	<=10	10 - 20 %
Human_Trafficking	-	-	-
Moral Neglect	<=10	-	0 - 10 %
<b>Total Allegations</b>	<b>776</b>	<b>137</b>	<b>18 %</b>

Children Substantiated as Abuse/Neglect/Uncared for: 71



State of Connecticut  
 Department of Children and Families  
 Town Pages  
 State Fiscal Year: 2021

Number of Accepted Reports and allegations to DCF  
 Town: FAIRFIELD


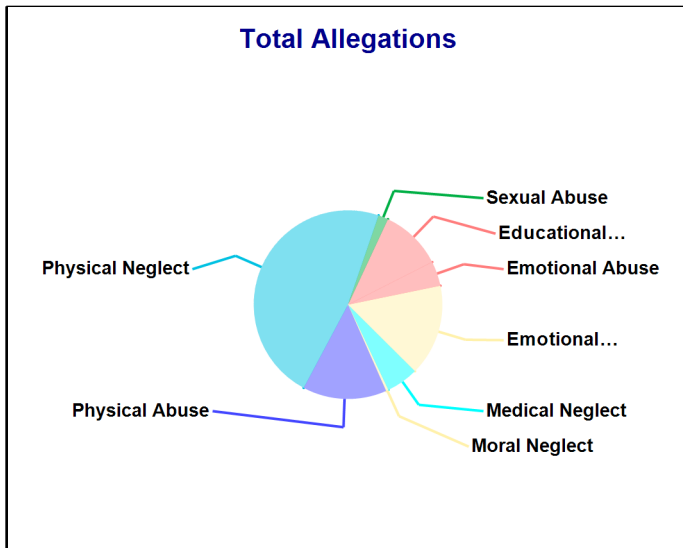
Accepted Reports: 110

Substantiated Reports: 16

Substantiation Rate: 15 %

Allegations	Total	Substantiated	Substantiation Rate
Physical Abuse	34	<=10	0 - 10 %
Educational Neglect	25	<=10	10 - 20 %
Emotional Neglect	37	<=10	20 - 30 %
High Risk Newborn	-	-	-
Medical Neglect	13	<=10	0 - 10 %
At Risk	-	-	-
Physical Neglect	112	20	18 %
Sexual Abuse	<=10	<=10	20 - 30 %
Emotional Abuse	<=10	<=10	0 - 10 %
Human_Trafficking	-	-	-
Moral Neglect	<=10	-	0 - 10 %
<b>Total Allegations</b>	<b>236</b>	<b>38</b>	<b>16 %</b>

Children Substantiated as Abuse/Neglect/Uncared for: 18



State of Connecticut  
 Department of Children and Families  
 Town Pages  
 State Fiscal Year: 2021

Number of Accepted Reports and allegations to DCF  
 Town: FARMINGTON

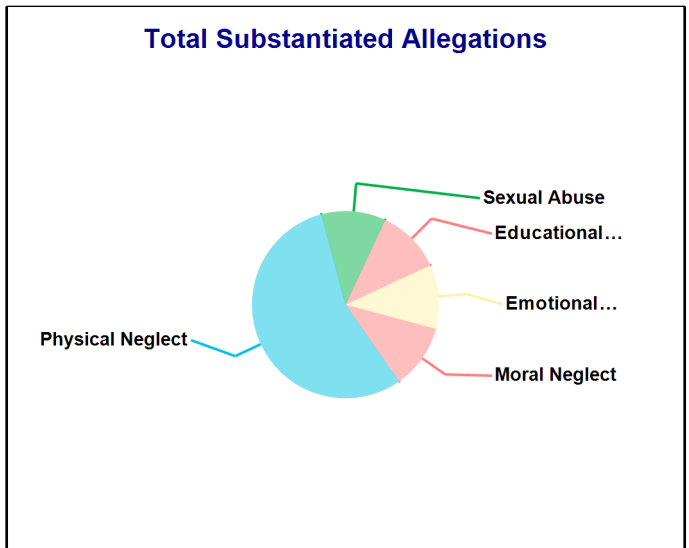
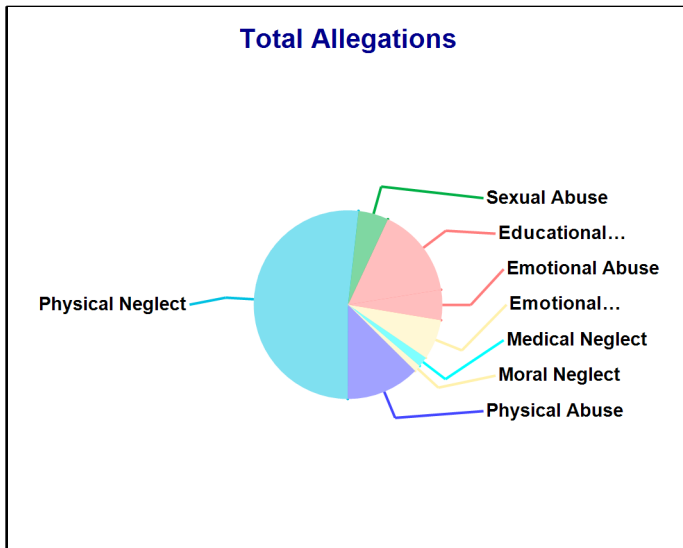
Accepted Reports: 97

Substantiated Reports: 9

Substantiation Rate: 9 %

Allegations	Total	Substantiated	Substantiation Rate
Physical Abuse	22	-	-
Educational Neglect	27	<=10	0 - 10 %
Emotional Neglect	12	<=10	10 - 20 %
High Risk Newborn	-	-	-
Medical Neglect	<=10	-	0 - 10 %
At Risk	-	-	-
Physical Neglect	90	<=10	10 - 20 %
Sexual Abuse	<=10	<=10	20 - 30 %
Emotional Abuse	<=10	-	0 - 10 %
Human_Trafficking	-	-	-
Moral Neglect	<=10	<=10	90 - 100 %
<b>Total Allegations</b>	<b>174</b>	<b>18</b>	<b>10 %</b>

Children Substantiated as Abuse/Neglect/Uncared for: 11





State of Connecticut  
 Department of Children and Families  
 Town Pages  
 State Fiscal Year: 2021

Number of Accepted Reports and allegations to DCF  
 Town: GREENWICH


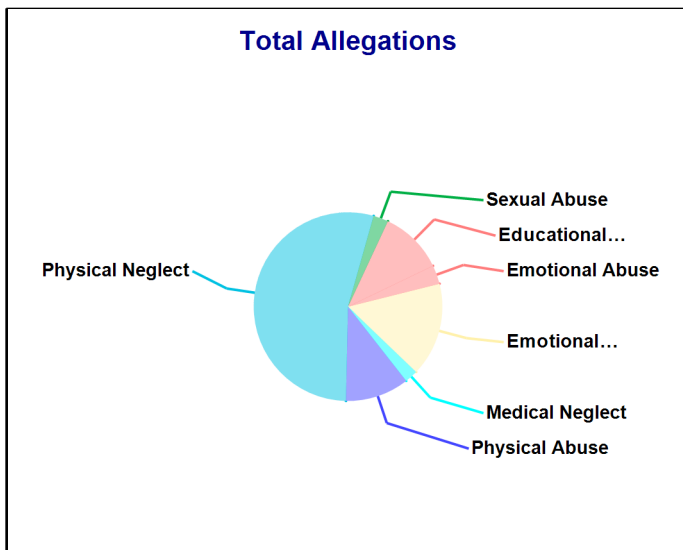
Accepted Reports: 153

Substantiated Reports: 31

Substantiation Rate: 20 %

Allegations	Total	Substantiated	Substantiation Rate
Physical Abuse	34	<=10	0 - 10 %
Educational Neglect	34	<=10	10 - 20 %
Emotional Neglect	50	11	22 %
High Risk Newborn	-	-	-
Medical Neglect	<=10	<=10	20 - 30 %
At Risk	-	-	-
Physical Neglect	168	38	23 %
Sexual Abuse	<=10	<=10	10 - 20 %
Emotional Abuse	<=10	<=10	10 - 20 %
Human_Trafficking	-	-	-
Moral Neglect	-	-	-
<b>Total Allegations</b>	<b>311</b>	<b>60</b>	<b>19 %</b>

Children Substantiated as Abuse/Neglect/Uncared for: 44



State of Connecticut  
 Department of Children and Families  
 Town Pages  
 State Fiscal Year: 2021

Number of Accepted Reports and allegations to DCF  
 Town: GRISWOLD


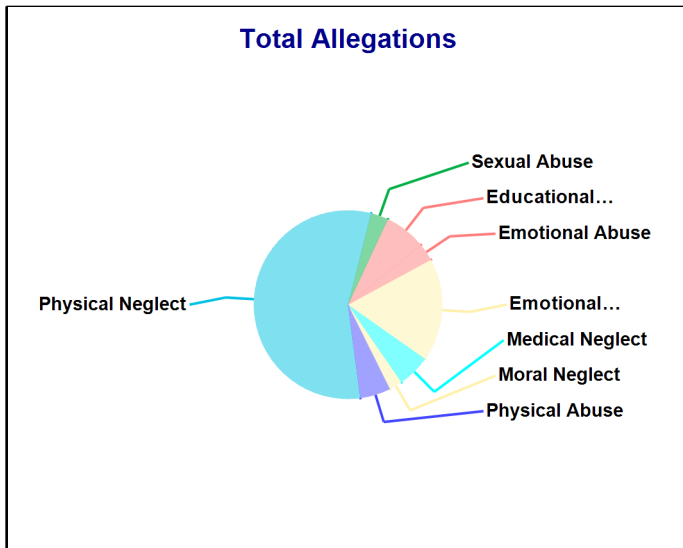
Accepted Reports: 100

Substantiated Reports: 16

Substantiation Rate: 16 %

Allegations	Total	Substantiated	Substantiation Rate
Physical Abuse	14	<=10	0 - 10 %
Educational Neglect	19	<=10	40 - 50 %
Emotional Neglect	47	27	57 %
High Risk Newborn	-	-	-
Medical Neglect	15	<=10	20 - 30 %
At Risk	-	-	-
Physical Neglect	149	31	21 %
Sexual Abuse	<=10	<=10	40 - 50 %
Emotional Abuse	<=10	<=10	40 - 50 %
Human_Trafficking	-	-	-
Moral Neglect	<=10	-	0 - 10 %
<b>Total Allegations</b>	<b>266</b>	<b>79</b>	<b>30 %</b>

Children Substantiated as Abuse/Neglect/Uncared for: 20



State of Connecticut  
 Department of Children and Families  
 Town Pages  
 State Fiscal Year: 2021

Number of Accepted Reports and allegations to DCF  
 Town: GROTON

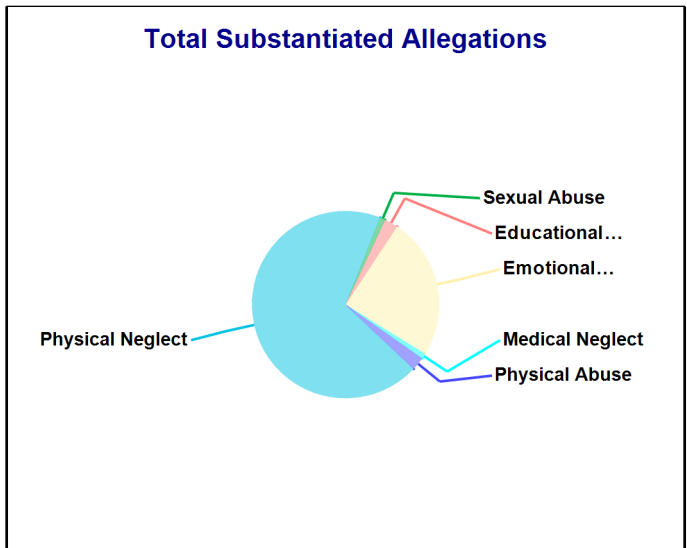
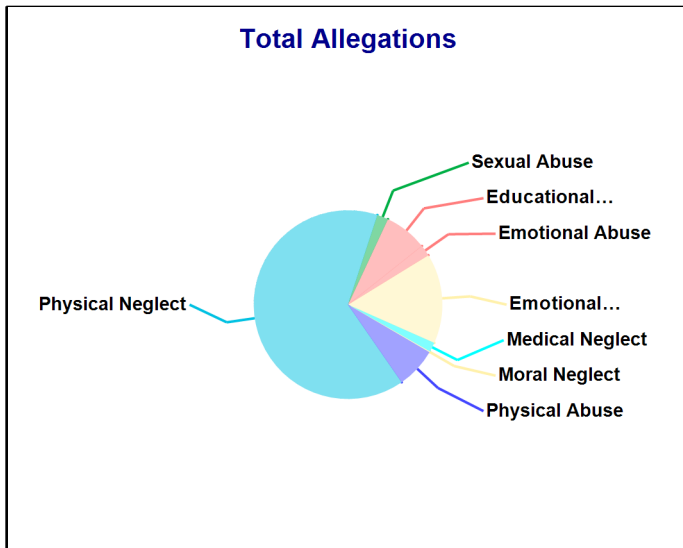
Accepted Reports: 281

Substantiated Reports: 46

Substantiation Rate: 16 %

Allegations	Total	Substantiated	Substantiation Rate
Physical Abuse	51	<=10	0 - 10 %
Educational Neglect	54	<=10	0 - 10 %
Emotional Neglect	113	53	47 %
High Risk Newborn	-	-	-
Medical Neglect	12	<=10	10 - 20 %
At Risk	-	-	-
Physical Neglect	474	149	31 %
Sexual Abuse	14	<=10	10 - 20 %
Emotional Abuse	14	-	-
Human_Trafficking	-	-	-
Moral Neglect	<=10	-	0 - 10 %
<b>Total Allegations</b>	<b>733</b>	<b>216</b>	<b>29 %</b>

Children Substantiated as Abuse/Neglect/Uncared for: 70



State of Connecticut  
 Department of Children and Families  
 Town Pages  
 State Fiscal Year: 2021

Number of Accepted Reports and allegations to DCF  
 Town: GUILFORD

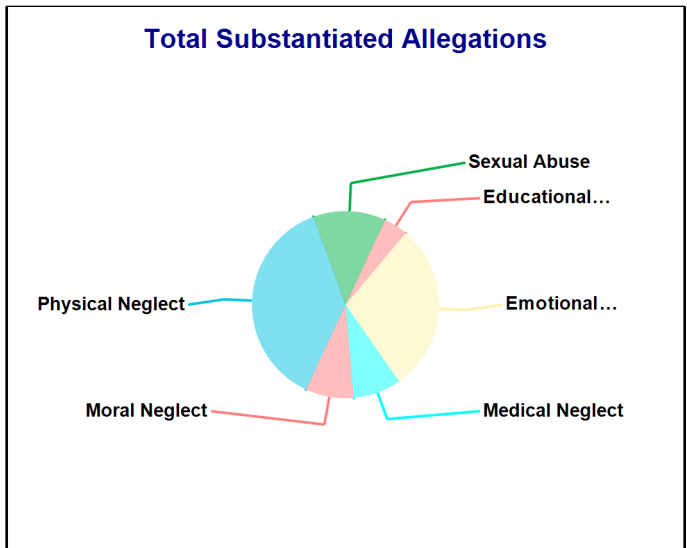
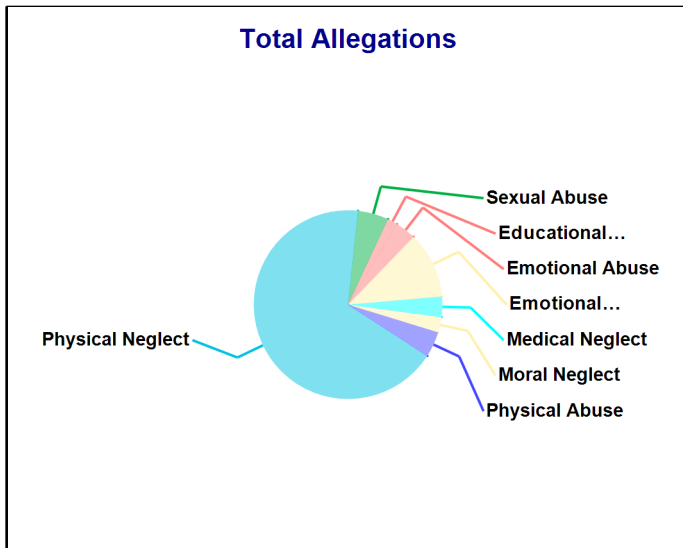
Accepted Reports: 52

Substantiated Reports: 13

Substantiation Rate: 25 %

Allegations	Total	Substantiated	Substantiation Rate
Physical Abuse	<=10	-	0 - 10 %
Educational Neglect	<=10	<=10	40 - 50 %
Emotional Neglect	13	<=10	50 - 60 %
High Risk Newborn	-	-	-
Medical Neglect	<=10	<=10	40 - 50 %
At Risk	-	-	-
Physical Neglect	77	<=10	10 - 20 %
Sexual Abuse	<=10	<=10	40 - 50 %
Emotional Abuse	<=10	-	0 - 10 %
Human_Trafficking	-	-	-
Moral Neglect	<=10	<=10	60 - 70 %
<b>Total Allegations</b>	<b>114</b>	<b>24</b>	<b>21 %</b>

Children Substantiated as Abuse/Neglect/Uncared for: 13



State of Connecticut  
 Department of Children and Families  
 Town Pages  
 State Fiscal Year: 2021

Number of Accepted Reports and allegations to DCF  
 Town: HAMDEN

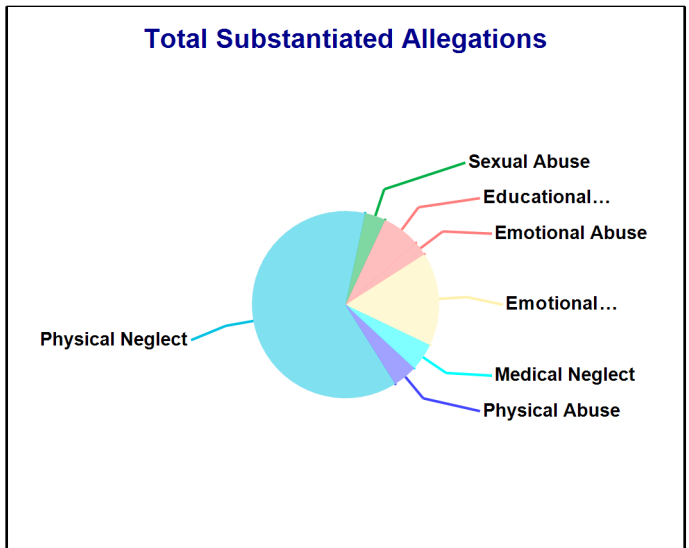
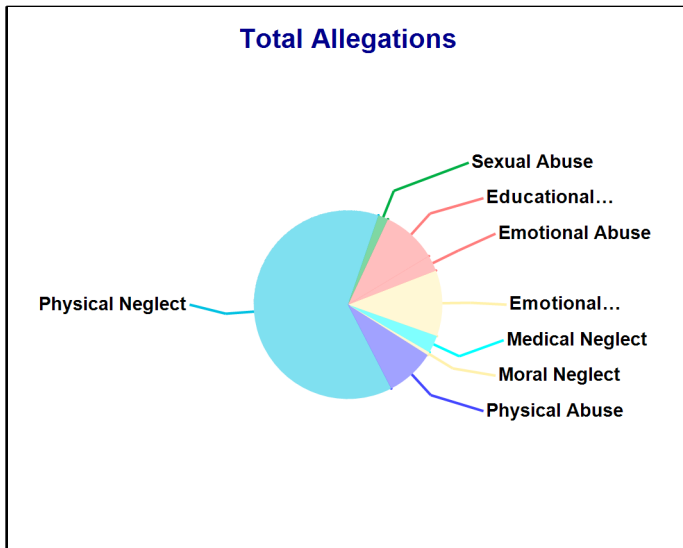
Accepted Reports: 319

Substantiated Reports: 66

Substantiation Rate: 21 %

Allegations	Total	Substantiated	Substantiation Rate
Physical Abuse	59	<=10	10 - 20 %
Educational Neglect	66	11	17 %
Emotional Neglect	79	27	34 %
High Risk Newborn	-	-	-
Medical Neglect	21	<=10	30 - 40 %
At Risk	-	-	-
Physical Neglect	439	104	24 %
Sexual Abuse	12	<=10	40 - 50 %
Emotional Abuse	19	<=10	20 - 30 %
Human_Trafficking	-	-	-
Moral Neglect	<=10	-	0 - 10 %
<b>Total Allegations</b>	<b>699</b>	<b>167</b>	<b>24 %</b>

Children Substantiated as Abuse/Neglect/Uncared for: 100



State of Connecticut  
 Department of Children and Families  
 Town Pages  
 State Fiscal Year: 2021

Number of Accepted Reports and allegations to DCF  
 Town: HARTFORD

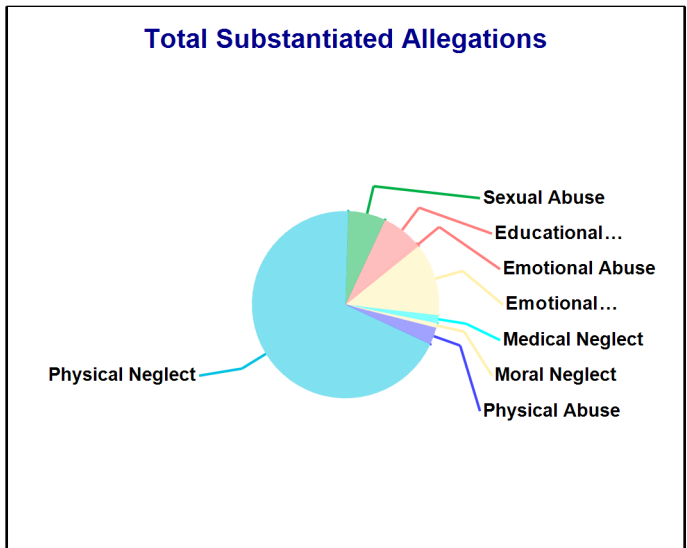
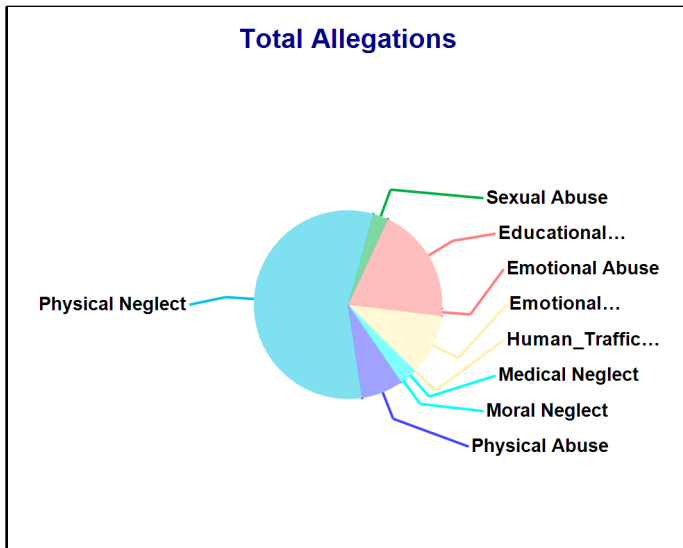
Accepted Reports: 2,399

Substantiated Reports: 324

Substantiation Rate: 14 %

Allegations	Total	Substantiated	Substantiation Rate
Physical Abuse	353	22	6 %
Educational Neglect	916	50	5 %
Emotional Neglect	512	93	18 %
High Risk Newborn	-	-	-
Medical Neglect	108	<=10	0 - 10 %
At Risk	-	-	-
Physical Neglect	2,780	507	18 %
Sexual Abuse	128	48	38 %
Emotional Abuse	63	<=10	0 - 10 %
Human_Trafficking	<=10	-	0 - 10 %
Moral Neglect	40	<=10	10 - 20 %
<b>Total Allegations</b>	<b>4,901</b>	<b>740</b>	<b>15 %</b>

Children Substantiated as Abuse/Neglect/Uncared for: 442



State of Connecticut  
 Department of Children and Families  
 Town Pages  
 State Fiscal Year: 2021

Number of Accepted Reports and allegations to DCF  
 Town: KILLINGLY

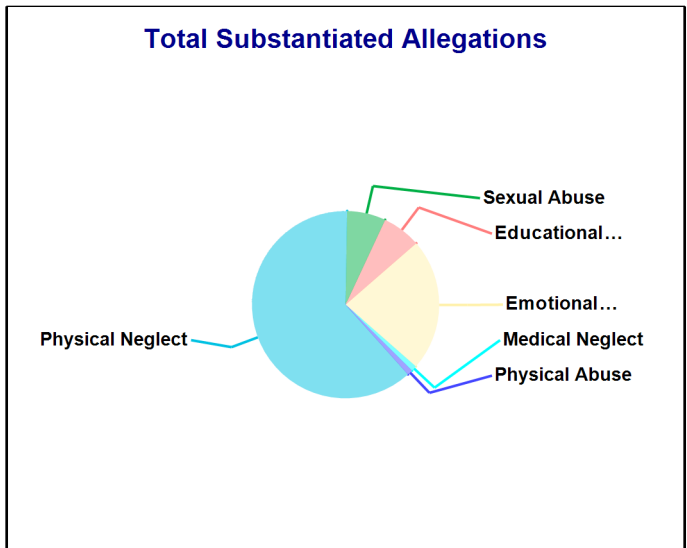
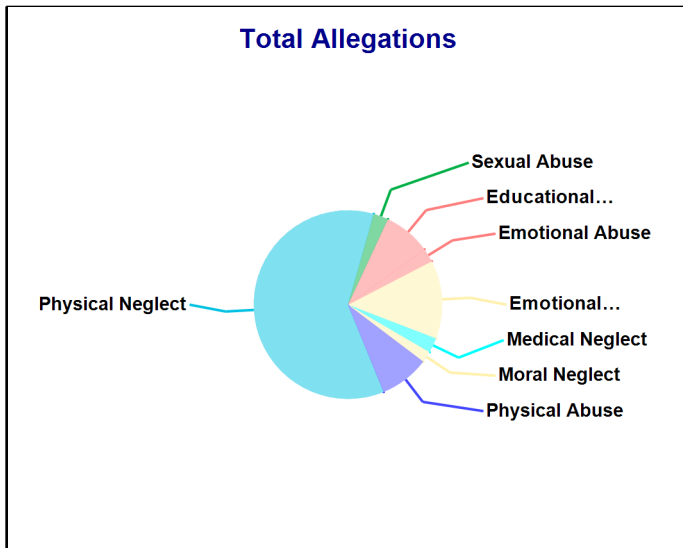
Accepted Reports: 202

Substantiated Reports: 39

Substantiation Rate: 19 %

Allegations	Total	Substantiated	Substantiation Rate
Physical Abuse	40	<=10	0 - 10 %
Educational Neglect	38	<=10	10 - 20 %
Emotional Neglect	63	24	38 %
High Risk Newborn	-	-	-
Medical Neglect	12	<=10	0 - 10 %
At Risk	-	-	-
Physical Neglect	284	65	23 %
Sexual Abuse	12	<=10	50 - 60 %
Emotional Abuse	11	-	-
Human_Trafficking	-	-	-
Moral Neglect	<=10	-	0 - 10 %
<b>Total Allegations</b>	<b>469</b>	<b>105</b>	<b>22 %</b>

Children Substantiated as Abuse/Neglect/Uncared for: 45



State of Connecticut  
 Department of Children and Families  
 Town Pages  
 State Fiscal Year: 2021

Number of Accepted Reports and allegations to DCF  
 Town: LEDYARD

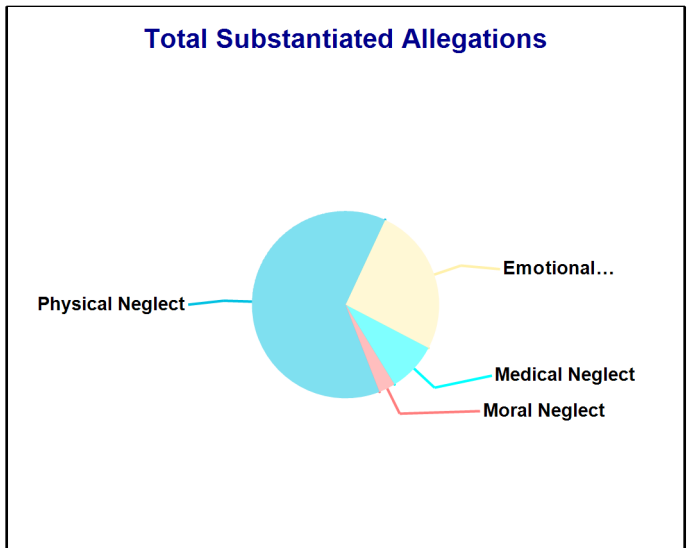
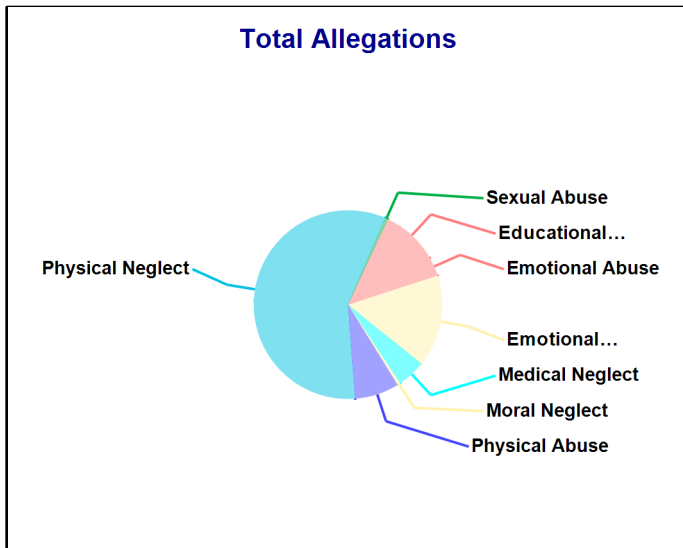
Accepted Reports: 71

Substantiated Reports: 11

Substantiation Rate: 15 %

Allegations	Total	Substantiated	Substantiation Rate
Physical Abuse	14	-	-
Educational Neglect	18	-	-
Emotional Neglect	29	<=10	30 - 40 %
High Risk Newborn	-	-	-
Medical Neglect	<=10	<=10	30 - 40 %
At Risk	-	-	-
Physical Neglect	106	22	21 %
Sexual Abuse	<=10	-	0 - 10 %
Emotional Abuse	<=10	-	0 - 10 %
Human_Trafficking	-	-	-
Moral Neglect	<=10	<=10	90 - 100 %
<b>Total Allegations</b>	<b>184</b>	<b>35</b>	<b>19 %</b>

Children Substantiated as Abuse/Neglect/Uncared for: 16





State of Connecticut  
 Department of Children and Families  
 Town Pages  
 State Fiscal Year: 2021

Number of Accepted Reports and allegations to DCF  
 Town: MANCHESTER

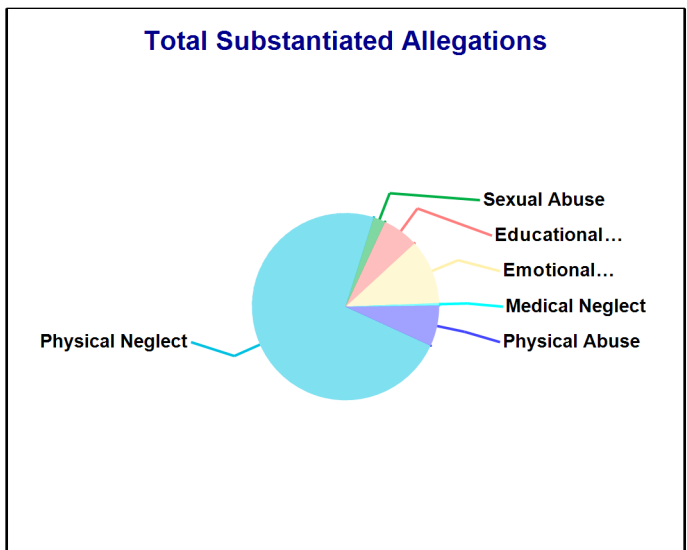
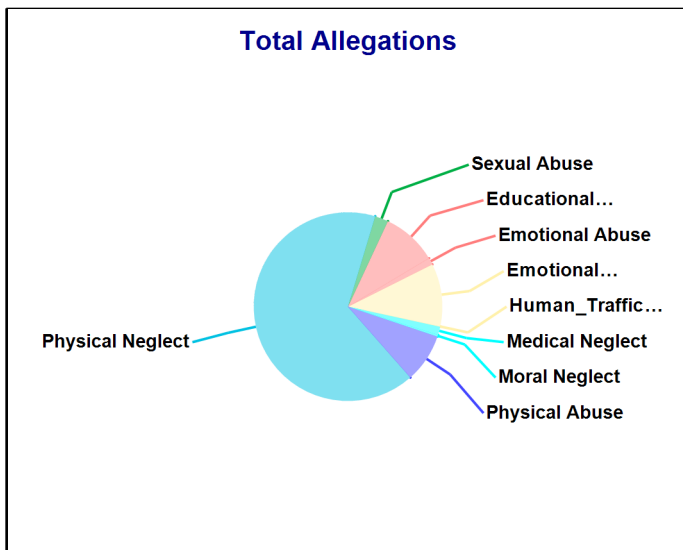
Accepted Reports: 584

Substantiated Reports: 86

Substantiation Rate: 15 %

Allegations	Total	Substantiated	Substantiation Rate
Physical Abuse	106	17	16 %
Educational Neglect	120	15	13 %
Emotional Neglect	136	27	20 %
High Risk Newborn	-	-	-
Medical Neglect	18	<=10	0 - 10 %
At Risk	-	-	-
Physical Neglect	838	176	21 %
Sexual Abuse	29	<=10	10 - 20 %
Emotional Abuse	15	-	-
Human_Trafficking	<=10	-	0 - 10 %
Moral Neglect	<=10	-	0 - 10 %
<b>Total Allegations</b>	<b>1,267</b>	<b>241</b>	<b>19 %</b>

Children Substantiated as Abuse/Neglect/Uncared for: 130



State of Connecticut  
 Department of Children and Families  
 Town Pages  
 State Fiscal Year: 2021

Number of Accepted Reports and allegations to DCF  
 Town: MERIDEN

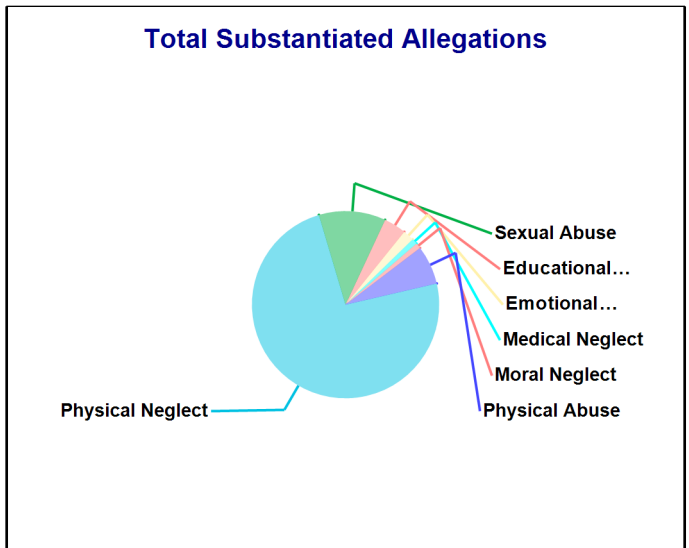
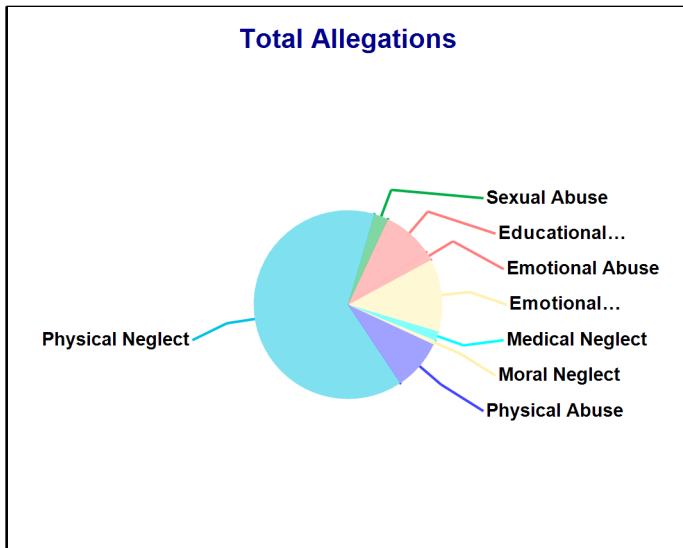
Accepted Reports: 750

Substantiated Reports: 53

Substantiation Rate: 7 %

Allegations	Total	Substantiated	Substantiation Rate
Physical Abuse	139	<=10	0 - 10 %
Educational Neglect	138	<=10	0 - 10 %
Emotional Neglect	199	<=10	0 - 10 %
High Risk Newborn	-	-	-
Medical Neglect	25	<=10	0 - 10 %
At Risk	-	-	-
Physical Neglect	1,017	77	8 %
Sexual Abuse	39	12	31 %
Emotional Abuse	24	-	-
Human_Trafficking	-	-	-
Moral Neglect	12	<=10	0 - 10 %
<b>Total Allegations</b>	<b>1,593</b>	<b>104</b>	<b>7 %</b>

Children Substantiated as Abuse/Neglect/Uncared for: 59



State of Connecticut  
 Department of Children and Families  
 Town Pages  
 State Fiscal Year: 2021

Number of Accepted Reports and allegations to DCF  
 Town: MIDDLETOWN

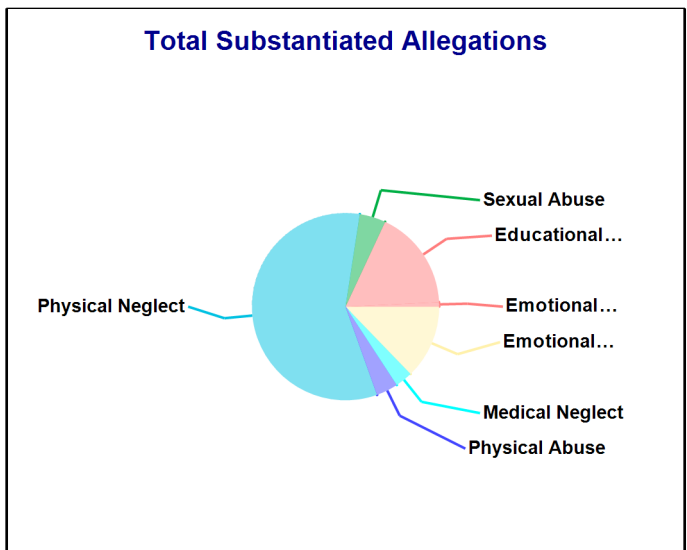
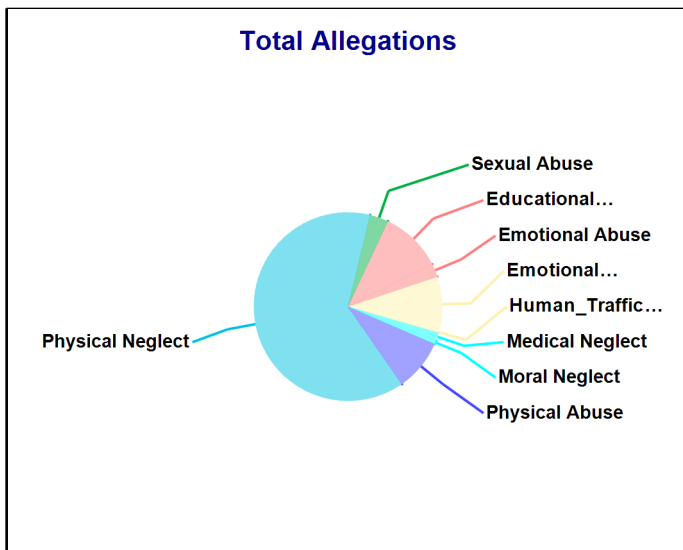
Accepted Reports: 320

Substantiated Reports: 58

Substantiation Rate: 18 %

Allegations	Total	Substantiated	Substantiation Rate
Physical Abuse	61	<=10	0 - 10 %
Educational Neglect	73	23	32 %
Emotional Neglect	65	17	26 %
High Risk Newborn	-	-	-
Medical Neglect	<=10	<=10	30 - 40 %
At Risk	-	-	-
Physical Neglect	437	77	18 %
Sexual Abuse	22	<=10	20 - 30 %
Emotional Abuse	16	<=10	0 - 10 %
Human_Trafficking	<=10	-	0 - 10 %
Moral Neglect	<=10	-	0 - 10 %
<b>Total Allegations</b>	<b>689</b>	<b>133</b>	<b>19 %</b>

Children Substantiated as Abuse/Neglect/Uncared for: 73



State of Connecticut  
 Department of Children and Families  
 Town Pages  
 State Fiscal Year: 2021

Number of Accepted Reports and allegations to DCF  
 Town: MILFORD

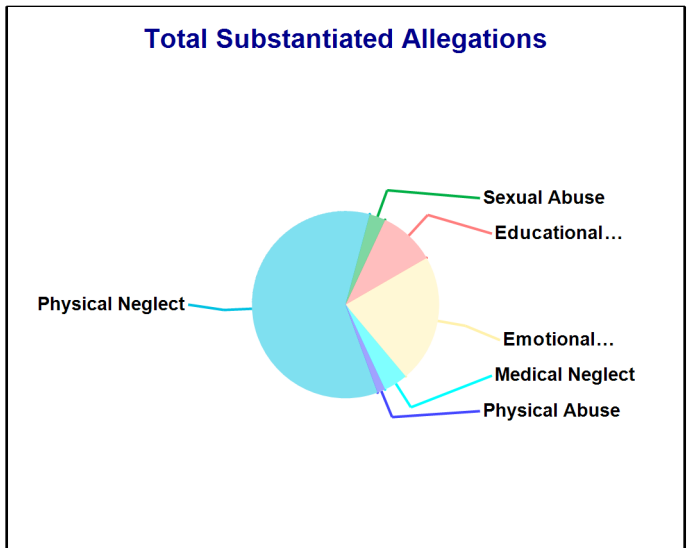
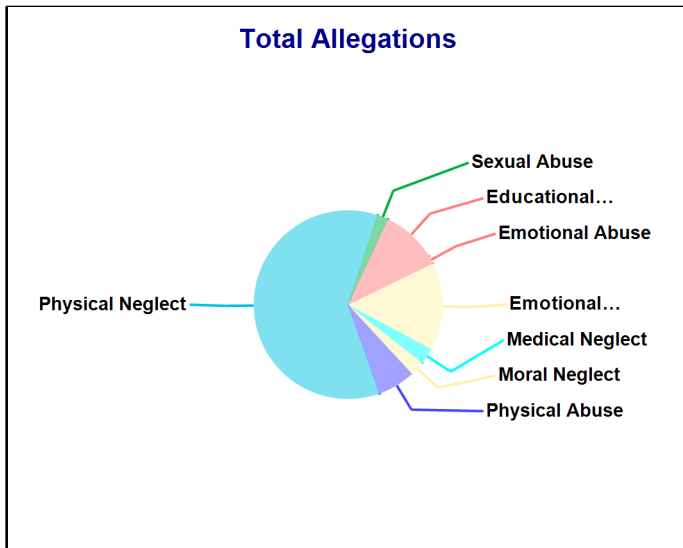
Accepted Reports: 197

Substantiated Reports: 39

Substantiation Rate: 20 %

Allegations	Total	Substantiated	Substantiation Rate
Physical Abuse	28	<=10	0 - 10 %
Educational Neglect	41	<=10	10 - 20 %
Emotional Neglect	65	16	25 %
High Risk Newborn	-	-	-
Medical Neglect	12	<=10	20 - 30 %
At Risk	-	-	-
Physical Neglect	262	43	16 %
Sexual Abuse	<=10	<=10	20 - 30 %
Emotional Abuse	<=10	-	0 - 10 %
Human_Trafficking	-	-	-
Moral Neglect	11	-	-
<b>Total Allegations</b>	<b>433</b>	<b>72</b>	<b>17 %</b>

Children Substantiated as Abuse/Neglect/Uncared for: 46



State of Connecticut  
 Department of Children and Families  
 Town Pages  
 State Fiscal Year: 2021

Number of Accepted Reports and allegations to DCF  
 Town: MONROE

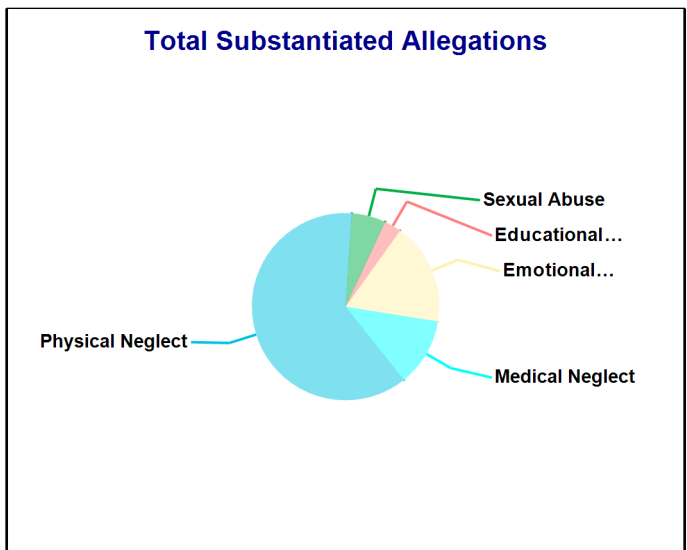
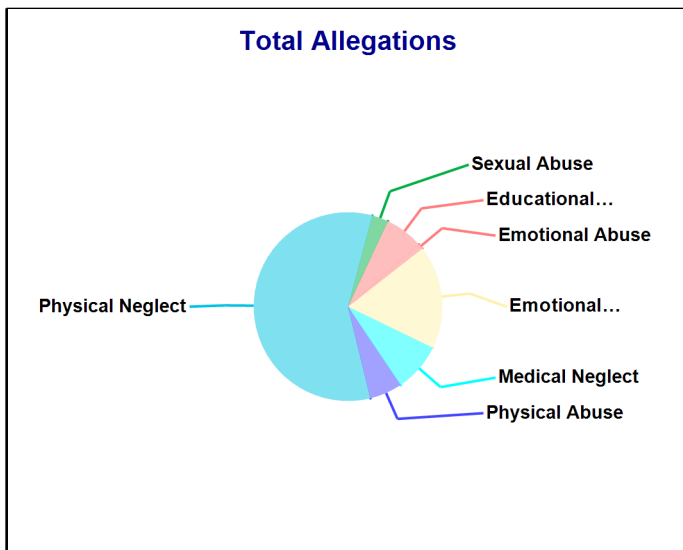
Accepted Reports: 46

Substantiated Reports: 11

Substantiation Rate: 24 %

Allegations	Total	Substantiated	Substantiation Rate
Physical Abuse	<=10	-	0 - 10 %
Educational Neglect	<=10	<=10	10 - 20 %
Emotional Neglect	19	<=10	30 - 40 %
High Risk Newborn	-	-	-
Medical Neglect	<=10	<=10	40 - 50 %
At Risk	-	-	-
Physical Neglect	62	21	34 %
Sexual Abuse	<=10	<=10	60 - 70 %
Emotional Abuse	<=10	-	0 - 10 %
Human_Trafficking	-	-	-
Moral Neglect	-	-	-
<b>Total Allegations</b>	<b>107</b>	<b>34</b>	<b>32 %</b>

Children Substantiated as Abuse/Neglect/Uncared for: 22



State of Connecticut  
 Department of Children and Families  
 Town Pages  
 State Fiscal Year: 2021

Number of Accepted Reports and allegations to DCF  
 Town: MONTVILLE

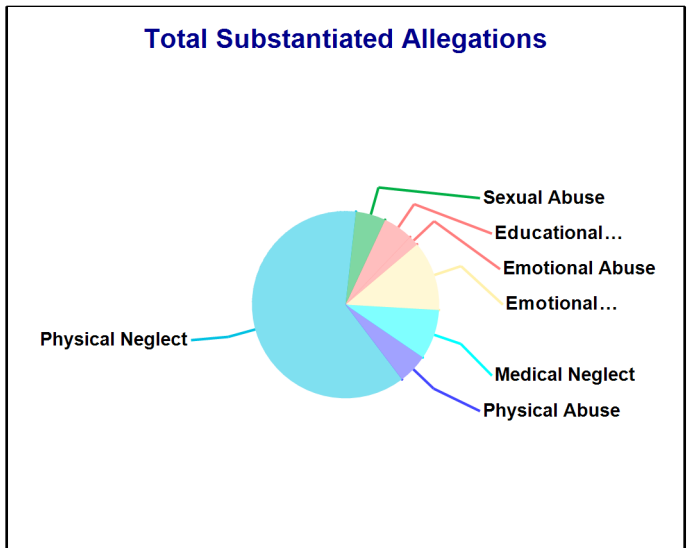
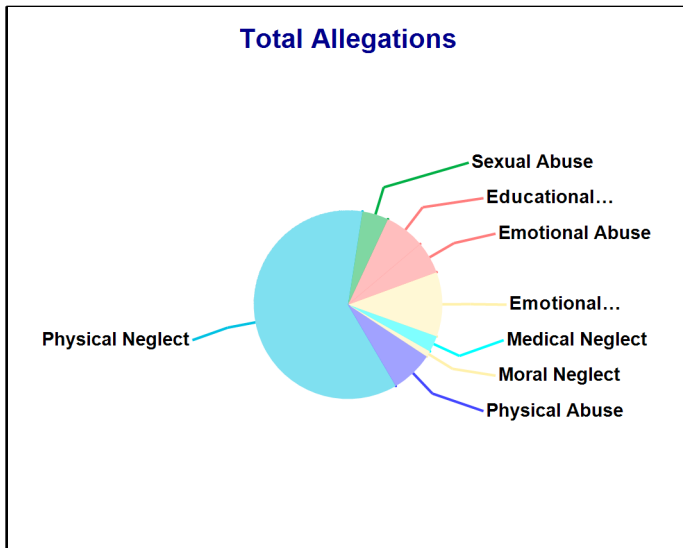
Accepted Reports: 120

Substantiated Reports: 24

Substantiation Rate: 20 %

Allegations	Total	Substantiated	Substantiation Rate
Physical Abuse	21	<=10	10 - 20 %
Educational Neglect	20	<=10	10 - 20 %
Emotional Neglect	32	<=10	20 - 30 %
High Risk Newborn	-	-	-
Medical Neglect	<=10	<=10	60 - 70 %
At Risk	-	-	-
Physical Neglect	176	36	20 %
Sexual Abuse	13	<=10	20 - 30 %
Emotional Abuse	16	<=10	0 - 10 %
Human_Trafficking	-	-	-
Moral Neglect	<=10	-	0 - 10 %
<b>Total Allegations</b>	<b>289</b>	<b>58</b>	<b>20 %</b>

Children Substantiated as Abuse/Neglect/Uncared for: 31



State of Connecticut  
 Department of Children and Families  
 Town Pages  
 State Fiscal Year: 2021

Number of Accepted Reports and allegations to DCF  
 Town: NAUGATUCK


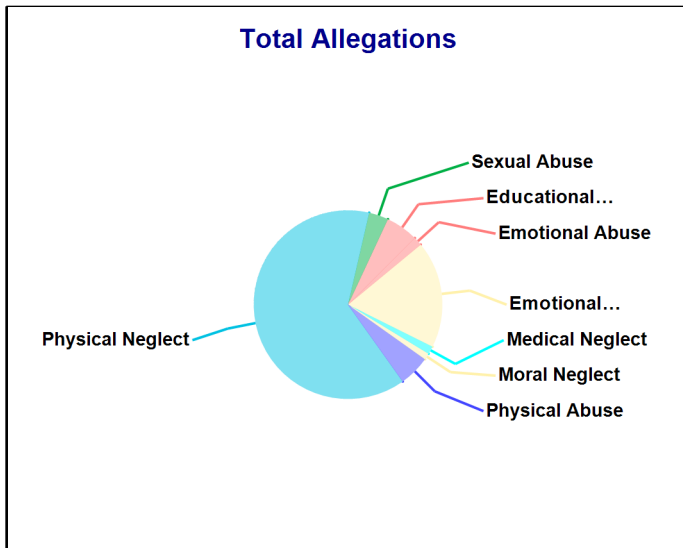
Accepted Reports: 260

Substantiated Reports: 58

Substantiation Rate: 22 %

Allegations	Total	Substantiated	Substantiation Rate
Physical Abuse	43	<=10	0 - 10 %
Educational Neglect	45	<=10	10 - 20 %
Emotional Neglect	148	90	61 %
High Risk Newborn	-	-	-
Medical Neglect	11	<=10	60 - 70 %
At Risk	-	-	-
Physical Neglect	512	214	42 %
Sexual Abuse	27	<=10	30 - 40 %
Emotional Abuse	12	<=10	0 - 10 %
Human_Trafficking	-	-	-
Moral Neglect	<=10	<=10	20 - 30 %
<b>Total Allegations</b>	<b>807</b>	<b>333</b>	<b>41 %</b>

Children Substantiated as Abuse/Neglect/Uncared for: 84



State of Connecticut  
 Department of Children and Families  
 Town Pages  
 State Fiscal Year: 2021

Number of Accepted Reports and allegations to DCF  
 Town: NEW BRITAIN

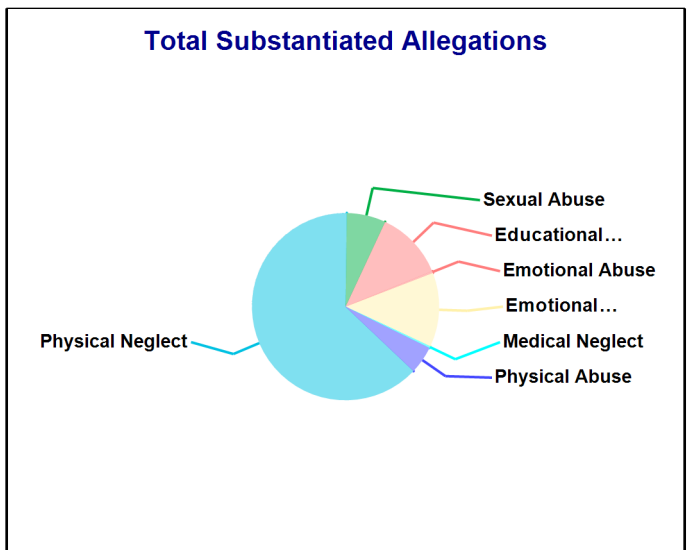
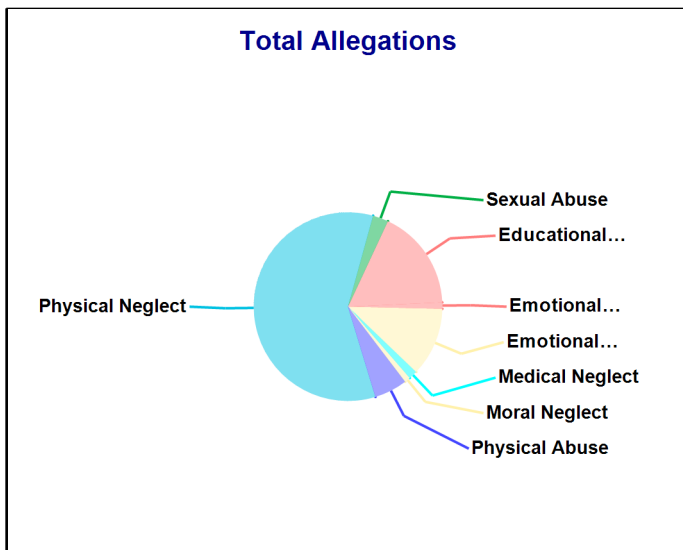
Accepted Reports: 993

Substantiated Reports: 141

Substantiation Rate: 14 %

Allegations	Total	Substantiated	Substantiation Rate
Physical Abuse	119	15	13 %
Educational Neglect	364	37	10 %
Emotional Neglect	248	40	16 %
High Risk Newborn	-	-	-
Medical Neglect	31	<=10	0 - 10 %
At Risk	-	-	-
Physical Neglect	1,239	197	16 %
Sexual Abuse	56	21	38 %
Emotional Abuse	23	<=10	0 - 10 %
Human_Trafficking	-	-	-
Moral Neglect	21	-	-
<b>Total Allegations</b>	<b>2,101</b>	<b>312</b>	<b>15 %</b>

Children Substantiated as Abuse/Neglect/Uncared for: 203





State of Connecticut  
 Department of Children and Families  
 Town Pages  
 State Fiscal Year: 2021

Number of Accepted Reports and allegations to DCF  
 Town: NEW CANAAN


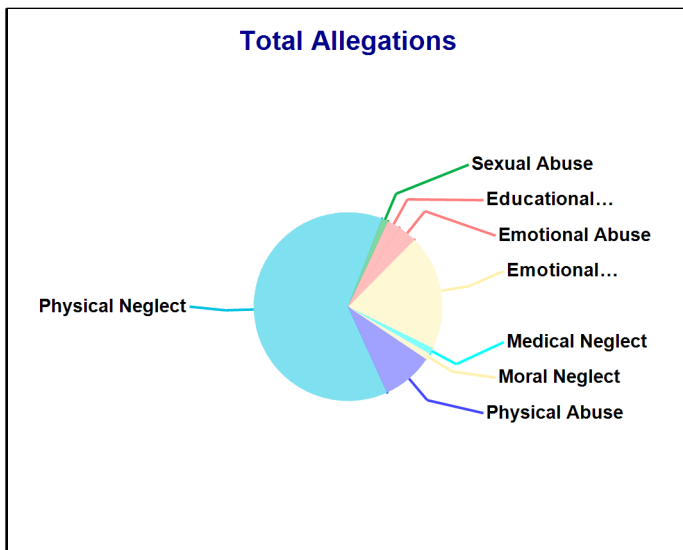
Accepted Reports: 36

Substantiated Reports: 7

Substantiation Rate: 19 %

Allegations	Total	Substantiated	Substantiation Rate
Physical Abuse	<=10	<=10	10 - 20 %
Educational Neglect	<=10	-	0 - 10 %
Emotional Neglect	18	<=10	40 - 50 %
High Risk Newborn	-	-	-
Medical Neglect	<=10	-	0 - 10 %
At Risk	-	-	-
Physical Neglect	57	20	35 %
Sexual Abuse	<=10	-	0 - 10 %
Emotional Abuse	<=10	<=10	30 - 40 %
Human_Trafficking	-	-	-
Moral Neglect	<=10	-	0 - 10 %
<b>Total Allegations</b>	<b>91</b>	<b>30</b>	<b>33 %</b>

Children Substantiated as Abuse/Neglect/Uncared for: 17



State of Connecticut  
 Department of Children and Families  
 Town Pages  
 State Fiscal Year: 2021

Number of Accepted Reports and allegations to DCF  
 Town: NEW FAIRFIELD

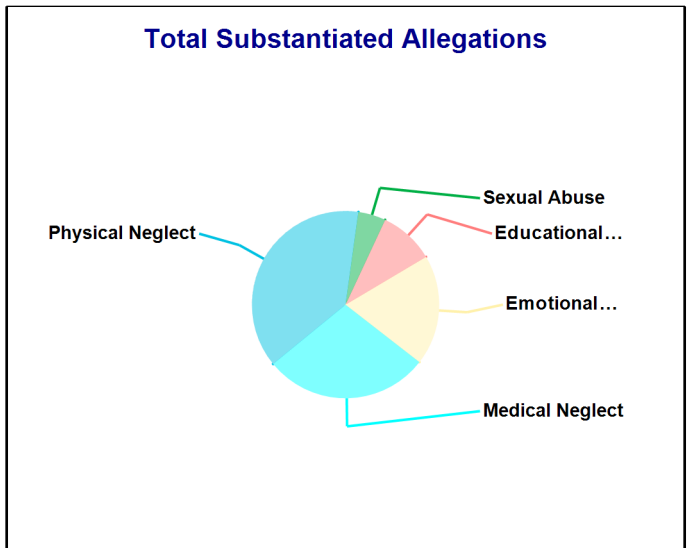
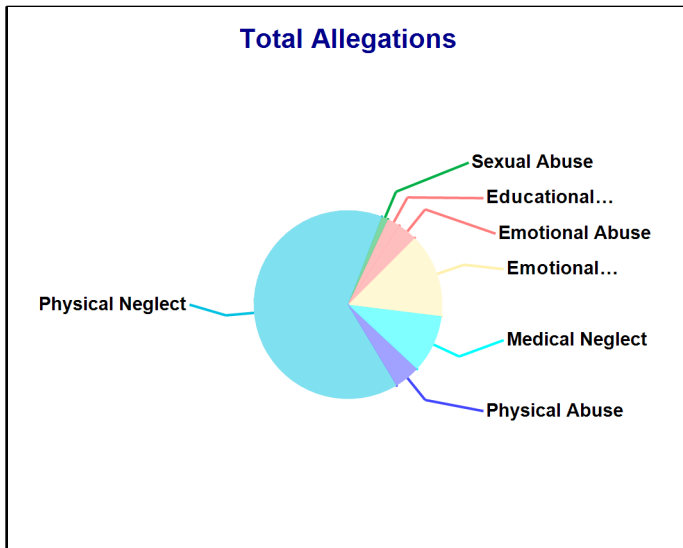
Accepted Reports: 46

Substantiated Reports: 9

Substantiation Rate: 20 %

Allegations	Total	Substantiated	Substantiation Rate
Physical Abuse	<=10	-	0 - 10 %
Educational Neglect	<=10	<=10	90 - 100 %
Emotional Neglect	13	<=10	30 - 40 %
High Risk Newborn	-	-	-
Medical Neglect	<=10	<=10	60 - 70 %
At Risk	-	-	-
Physical Neglect	58	<=10	10 - 20 %
Sexual Abuse	<=10	<=10	90 - 100 %
Emotional Abuse	<=10	-	0 - 10 %
Human_Trafficking	-	-	-
Moral Neglect	-	-	-
<b>Total Allegations</b>	<b>90</b>	<b>21</b>	<b>23 %</b>

Children Substantiated as Abuse/Neglect/Uncared for: 12



State of Connecticut  
 Department of Children and Families  
 Town Pages  
 State Fiscal Year: 2021

Number of Accepted Reports and allegations to DCF  
 Town: NEW HAVEN

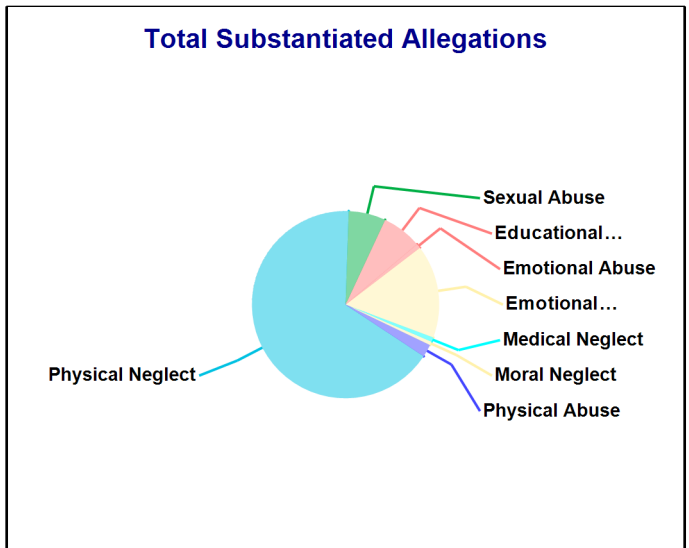
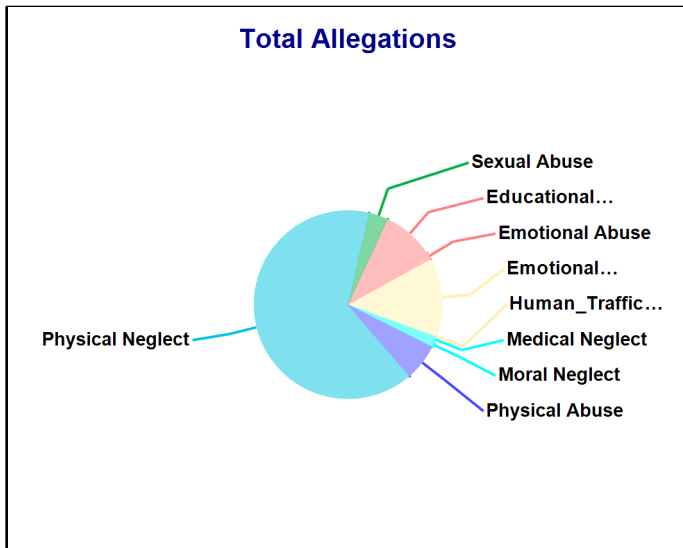
Accepted Reports: 1,610

Substantiated Reports: 282

Substantiation Rate: 18 %

Allegations	Total	Substantiated	Substantiation Rate
Physical Abuse	232	14	6 %
Educational Neglect	327	44	13 %
Emotional Neglect	496	103	21 %
High Risk Newborn	-	-	-
Medical Neglect	39	<=10	10 - 20 %
At Risk	-	-	-
Physical Neglect	2,386	424	18 %
Sexual Abuse	123	41	33 %
Emotional Abuse	42	<=10	10 - 20 %
Human_Trafficking	<=10	-	0 - 10 %
Moral Neglect	30	<=10	10 - 20 %
<b>Total Allegations</b>	<b>3,676</b>	<b>640</b>	<b>17 %</b>

Children Substantiated as Abuse/Neglect/Uncared for: 402



State of Connecticut  
 Department of Children and Families  
 Town Pages  
 State Fiscal Year: 2021

Number of Accepted Reports and allegations to DCF  
 Town: NEW LONDON

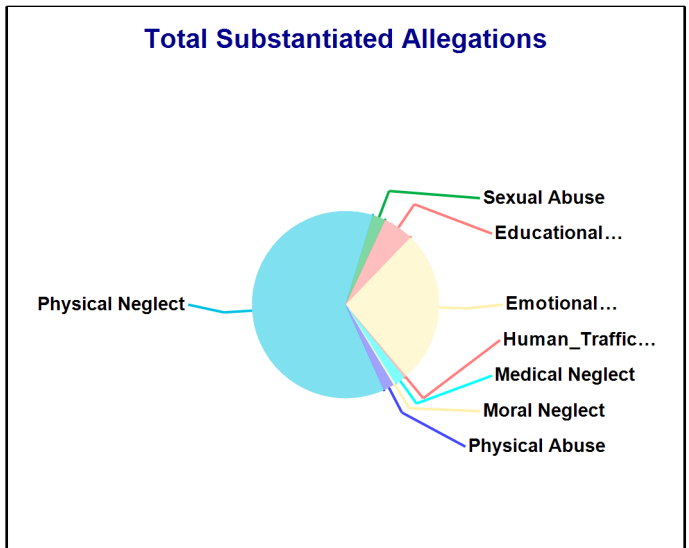
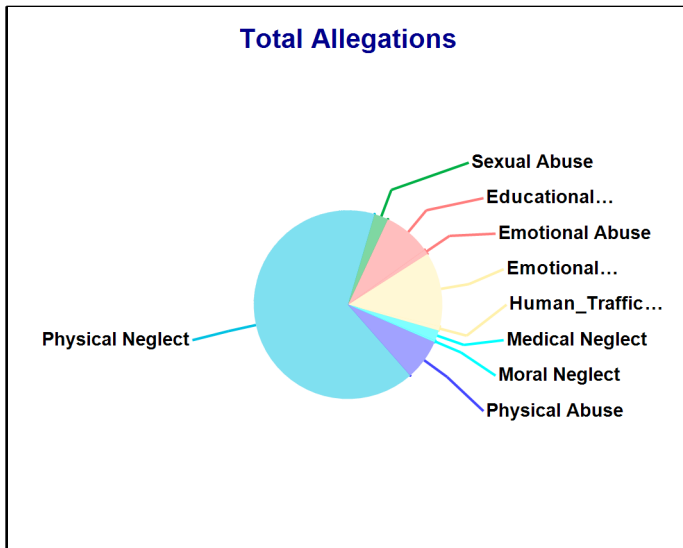
Accepted Reports: 405

Substantiated Reports: 77

Substantiation Rate: 19 %

Allegations	Total	Substantiated	Substantiation Rate
Physical Abuse	67	<=10	0 - 10 %
Educational Neglect	78	14	18 %
Emotional Neglect	122	71	58 %
High Risk Newborn	-	-	-
Medical Neglect	17	<=10	20 - 30 %
At Risk	-	-	-
Physical Neglect	631	164	26 %
Sexual Abuse	23	<=10	20 - 30 %
Emotional Abuse	<=10	-	0 - 10 %
Human_Trafficking	<=10	<=10	10 - 20 %
Moral Neglect	<=10	<=10	30 - 40 %
<b>Total Allegations</b>	<b>956</b>	<b>267</b>	<b>28 %</b>

Children Substantiated as Abuse/Neglect/Uncared for: 108



State of Connecticut  
 Department of Children and Families  
 Town Pages  
 State Fiscal Year: 2021

Number of Accepted Reports and allegations to DCF  
 Town: NEW MILFORD

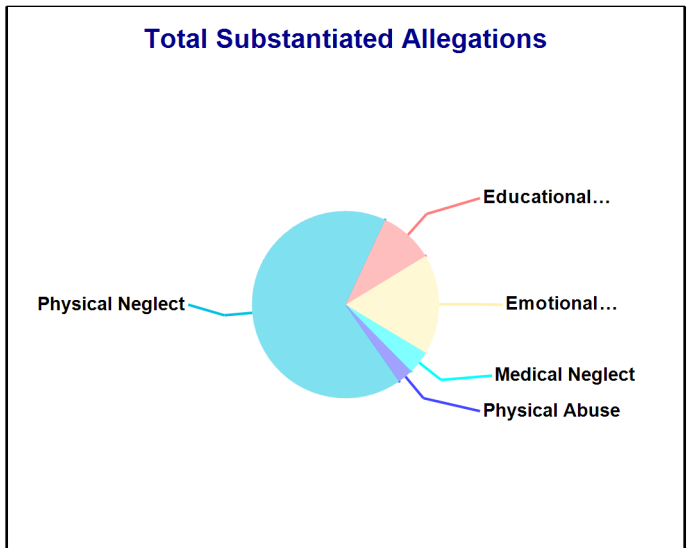
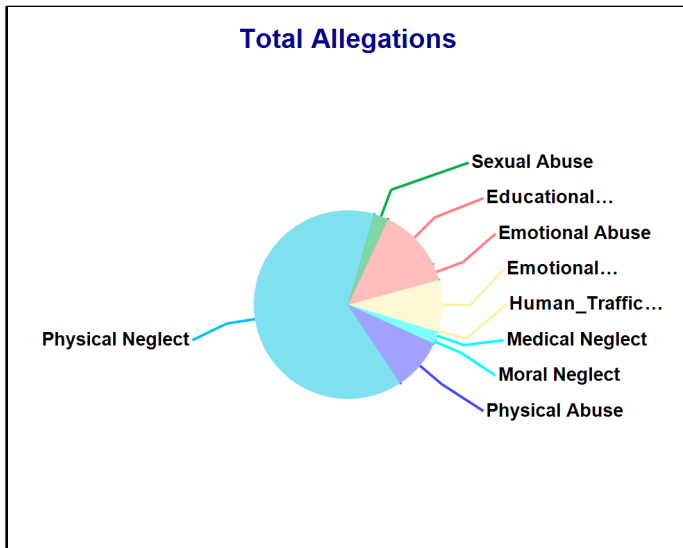
Accepted Reports: 137

Substantiated Reports: 21

Substantiation Rate: 15 %

Allegations	Total	Substantiated	Substantiation Rate
Physical Abuse	25	<=10	0 - 10 %
Educational Neglect	31	<=10	20 - 30 %
Emotional Neglect	24	13	54 %
High Risk Newborn	-	-	-
Medical Neglect	<=10	<=10	70 - 80 %
At Risk	-	-	-
Physical Neglect	180	50	28 %
Sexual Abuse	<=10	-	0 - 10 %
Emotional Abuse	<=10	-	0 - 10 %
Human_Trafficking	<=10	-	0 - 10 %
Moral Neglect	<=10	-	0 - 10 %
<b>Total Allegations</b>	<b>282</b>	<b>75</b>	<b>27 %</b>

Children Substantiated as Abuse/Neglect/Uncared for: 33



State of Connecticut  
 Department of Children and Families  
 Town Pages  
 State Fiscal Year: 2021

Number of Accepted Reports and allegations to DCF  
 Town: NEWINGTON

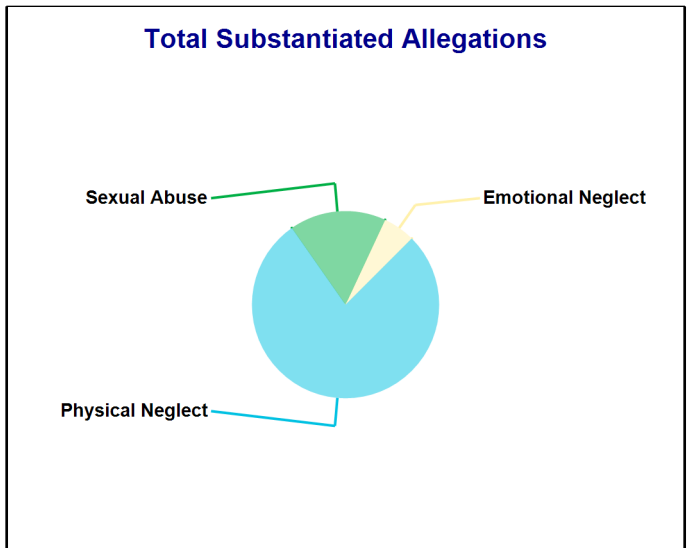
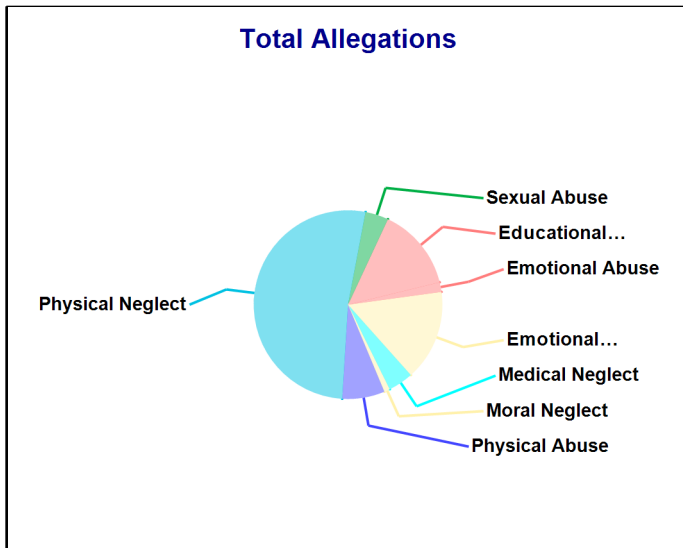
Accepted Reports: 167

Substantiated Reports: 11

Substantiation Rate: 7 %

Allegations	Total	Substantiated	Substantiation Rate
Physical Abuse	22	-	-
Educational Neglect	43	-	-
Emotional Neglect	47	<=10	0 - 10 %
High Risk Newborn	-	-	-
Medical Neglect	13	-	-
At Risk	-	-	-
Physical Neglect	157	14	9 %
Sexual Abuse	12	<=10	20 - 30 %
Emotional Abuse	<=10	-	0 - 10 %
Human_Trafficking	-	-	-
Moral Neglect	<=10	-	0 - 10 %
<b>Total Allegations</b>	<b>302</b>	<b>18</b>	<b>6 %</b>

Children Substantiated as Abuse/Neglect/Uncared for: 14



State of Connecticut  
 Department of Children and Families  
 Town Pages  
 State Fiscal Year: 2021

Number of Accepted Reports and allegations to DCF  
 Town: NEWTOWN

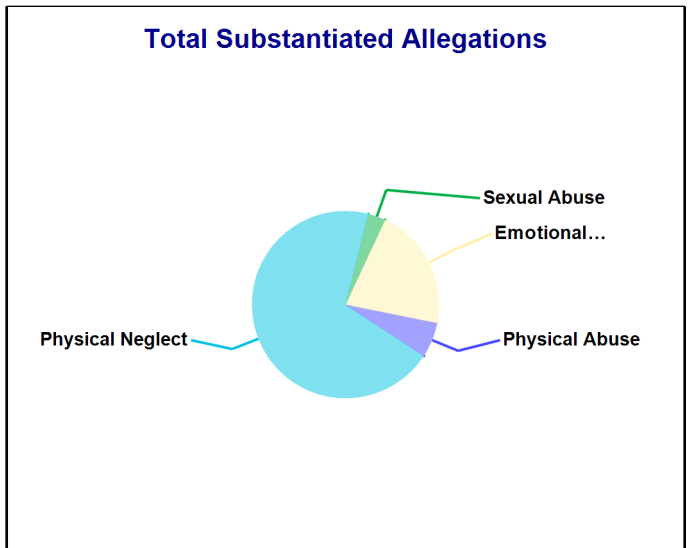
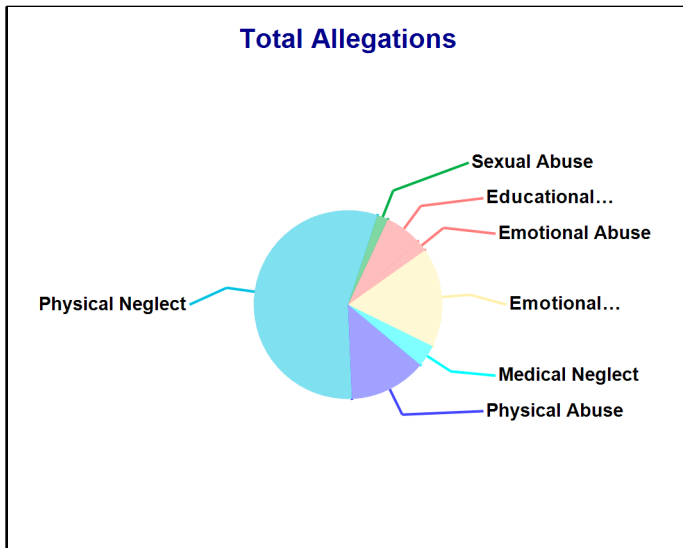
Accepted Reports: 65

Substantiated Reports: 13

Substantiation Rate: 20 %

Allegations	Total	Substantiated	Substantiation Rate
Physical Abuse	21	<=10	0 - 10 %
Educational Neglect	<=10	-	0 - 10 %
Emotional Neglect	27	<=10	20 - 30 %
High Risk Newborn	-	-	-
Medical Neglect	<=10	-	0 - 10 %
At Risk	-	-	-
Physical Neglect	88	23	26 %
Sexual Abuse	<=10	<=10	30 - 40 %
Emotional Abuse	<=10	-	0 - 10 %
Human_Trafficking	-	-	-
Moral Neglect	-	-	-
<b>Total Allegations</b>	<b>158</b>	<b>33</b>	<b>21 %</b>

Children Substantiated as Abuse/Neglect/Uncared for: 18



State of Connecticut  
 Department of Children and Families  
 Town Pages  
 State Fiscal Year: 2021

Number of Accepted Reports and allegations to DCF  
 Town: NORTH HAVEN

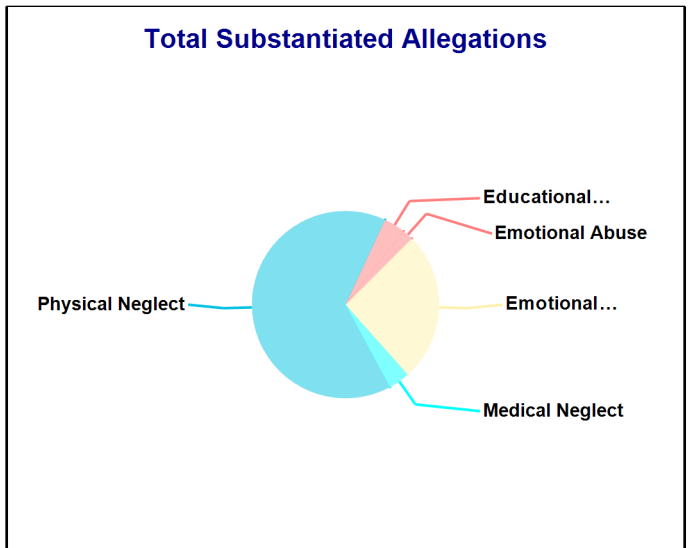
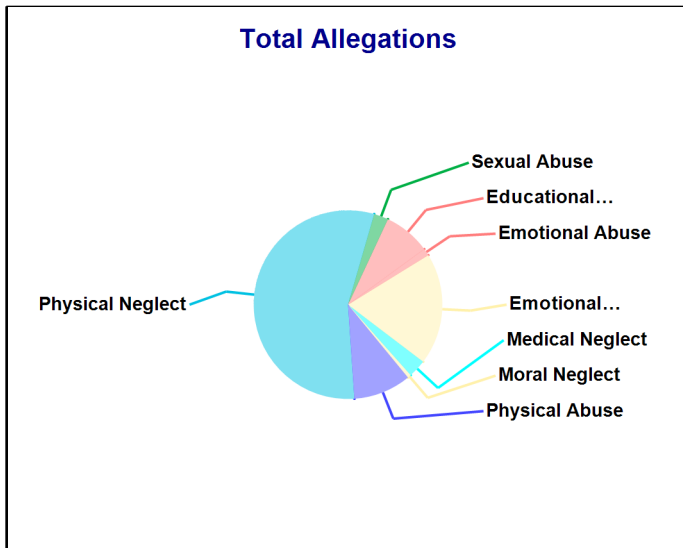
Accepted Reports: 65

Substantiated Reports: 17

Substantiation Rate: 26 %

Allegations	Total	Substantiated	Substantiation Rate
Physical Abuse	16	-	-
Educational Neglect	13	<=10	10 - 20 %
Emotional Neglect	31	14	45 %
High Risk Newborn	-	-	-
Medical Neglect	<=10	<=10	30 - 40 %
At Risk	-	-	-
Physical Neglect	90	35	39 %
Sexual Abuse	<=10	-	0 - 10 %
Emotional Abuse	<=10	<=10	40 - 50 %
Human_Trafficking	-	-	-
Moral Neglect	<=10	-	0 - 10 %
<b>Total Allegations</b>	<b>162</b>	<b>54</b>	<b>33 %</b>

Children Substantiated as Abuse/Neglect/Uncared for: 19





State of Connecticut  
 Department of Children and Families  
 Town Pages  
 State Fiscal Year: 2021

Number of Accepted Reports and allegations to DCF  
 Town: NORWALK

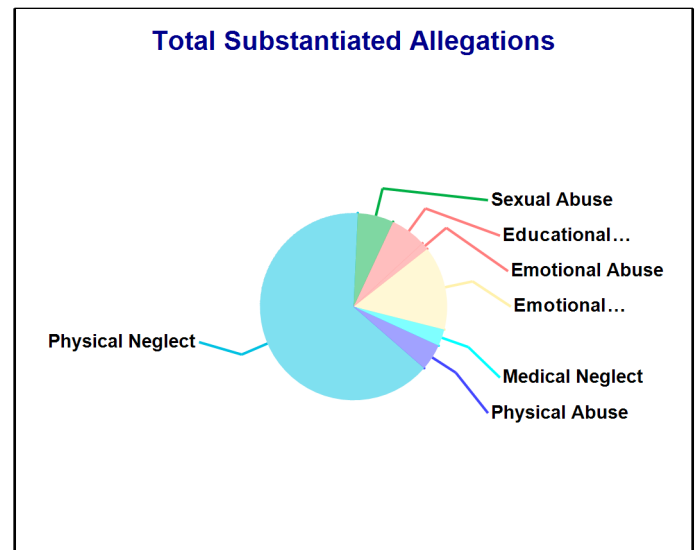
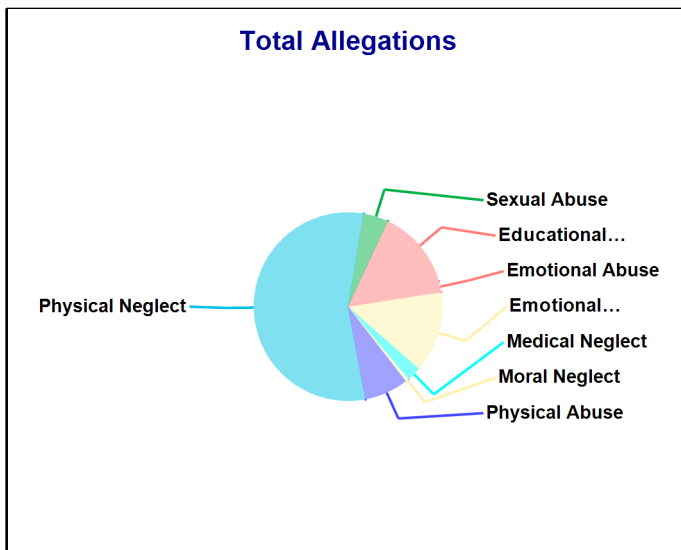
Accepted Reports: 518

Substantiated Reports: 115

Substantiation Rate: 22 %

Allegations	Total	Substantiated	Substantiation Rate
Physical Abuse	77	11	14 %
Educational Neglect	140	15	11 %
Emotional Neglect	142	35	25 %
High Risk Newborn	-	-	-
Medical Neglect	25	<=10	20 - 30 %
At Risk	-	-	-
Physical Neglect	567	155	27 %
Sexual Abuse	44	15	34 %
Emotional Abuse	19	<=10	10 - 20 %
Human_Trafficking	-	-	-
Moral Neglect	<=10	-	0 - 10 %
<b>Total Allegations</b>	<b>1,020</b>	<b>241</b>	<b>24 %</b>

Children Substantiated as Abuse/Neglect/Uncared for: 152



State of Connecticut  
 Department of Children and Families  
 Town Pages  
 State Fiscal Year: 2021

Number of Accepted Reports and allegations to DCF  
 Town: NORWICH

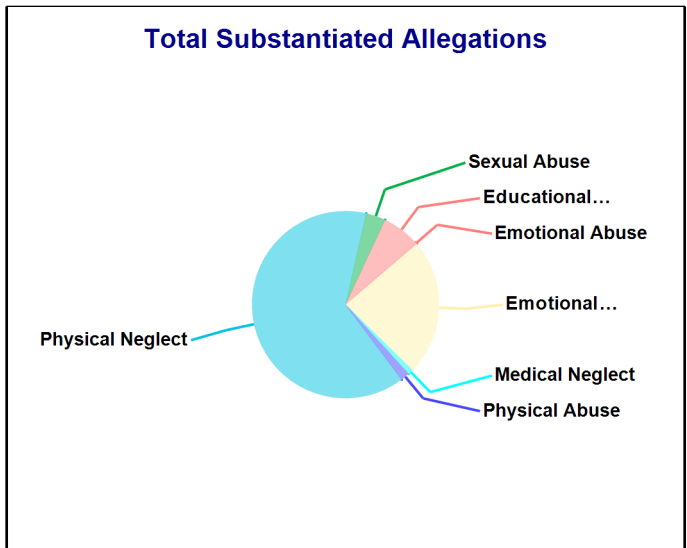
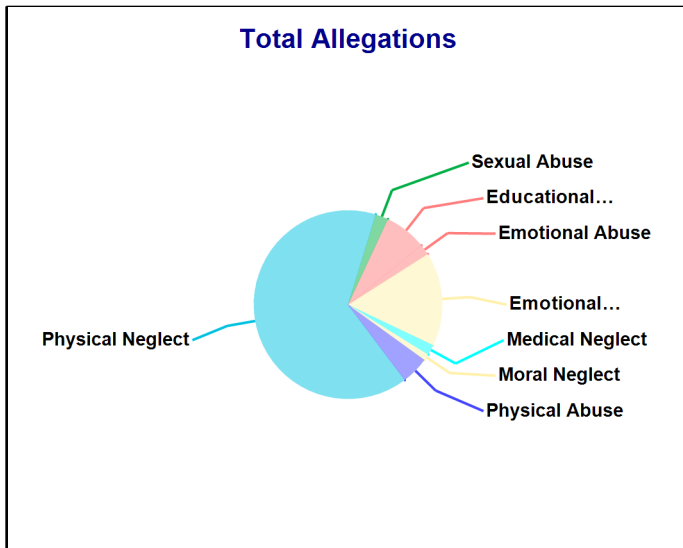
Accepted Reports: 605

Substantiated Reports: 104

Substantiation Rate: 17 %

Allegations	Total	Substantiated	Substantiation Rate
Physical Abuse	69	<=10	0 - 10 %
Educational Neglect	105	21	20 %
Emotional Neglect	233	76	33 %
High Risk Newborn	-	-	-
Medical Neglect	26	<=10	10 - 20 %
At Risk	-	-	-
Physical Neglect	942	206	22 %
Sexual Abuse	32	11	34 %
Emotional Abuse	26	<=10	0 - 10 %
Human_Trafficking	-	-	-
Moral Neglect	16	-	-
<b>Total Allegations</b>	<b>1,449</b>	<b>323</b>	<b>22 %</b>

Children Substantiated as Abuse/Neglect/Uncared for: 152



State of Connecticut  
 Department of Children and Families  
 Town Pages  
 State Fiscal Year: 2021

Number of Accepted Reports and allegations to DCF  
 Town: OTHER

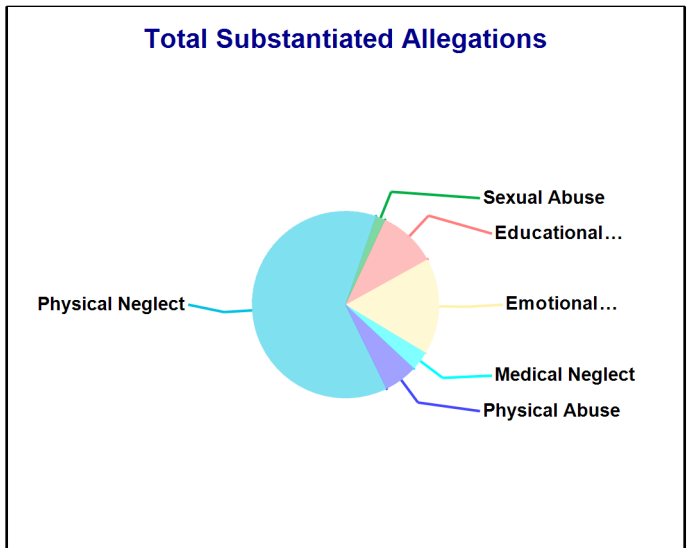
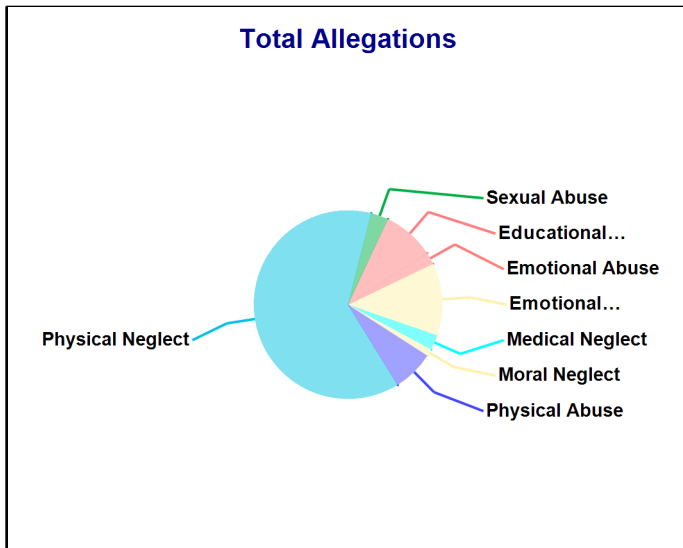
Accepted Reports: 372

Substantiated Reports: 42

Substantiation Rate: 11 %

Allegations	Total	Substantiated	Substantiation Rate
Physical Abuse	52	<=10	10 - 20 %
Educational Neglect	65	12	18 %
Emotional Neglect	91	20	22 %
High Risk Newborn	-	-	-
Medical Neglect	19	<=10	20 - 30 %
At Risk	-	-	-
Physical Neglect	460	75	16 %
Sexual Abuse	22	<=10	0 - 10 %
Emotional Abuse	15	-	-
Human_Trafficking	-	-	-
Moral Neglect	<=10	-	0 - 10 %
<b>Total Allegations</b>	<b>733</b>	<b>120</b>	<b>16 %</b>

Children Substantiated as Abuse/Neglect/Uncared for: 67



State of Connecticut  
 Department of Children and Families  
 Town Pages  
 State Fiscal Year: 2021

Number of Accepted Reports and allegations to DCF  
 Town: PLAINFIELD

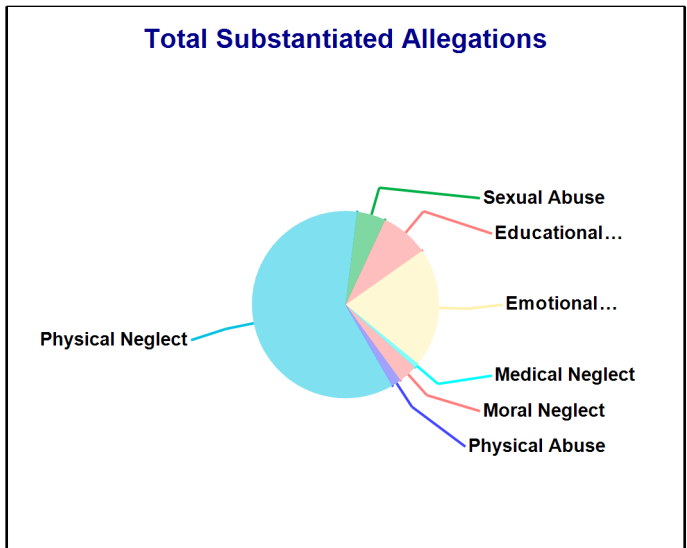
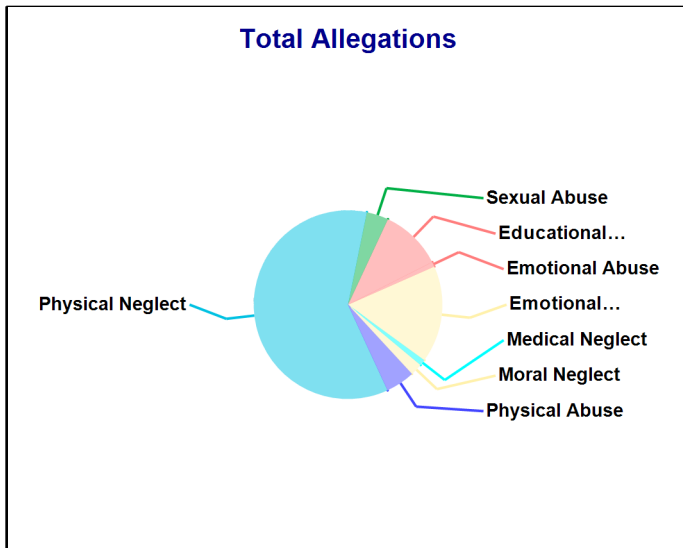
Accepted Reports: 184

Substantiated Reports: 35

Substantiation Rate: 19 %

Allegations	Total	Substantiated	Substantiation Rate
Physical Abuse	24	<=10	0 - 10 %
Educational Neglect	51	<=10	10 - 20 %
Emotional Neglect	80	25	31 %
High Risk Newborn	-	-	-
Medical Neglect	<=10	<=10	10 - 20 %
At Risk	-	-	-
Physical Neglect	289	73	25 %
Sexual Abuse	18	<=10	30 - 40 %
Emotional Abuse	<=10	-	0 - 10 %
Human_Trafficking	-	-	-
Moral Neglect	<=10	<=10	30 - 40 %
<b>Total Allegations</b>	<b>481</b>	<b>121</b>	<b>25 %</b>

Children Substantiated as Abuse/Neglect/Uncared for: 54



State of Connecticut  
 Department of Children and Families  
 Town Pages  
 State Fiscal Year: 2021

Number of Accepted Reports and allegations to DCF  
 Town: PLAINVILLE

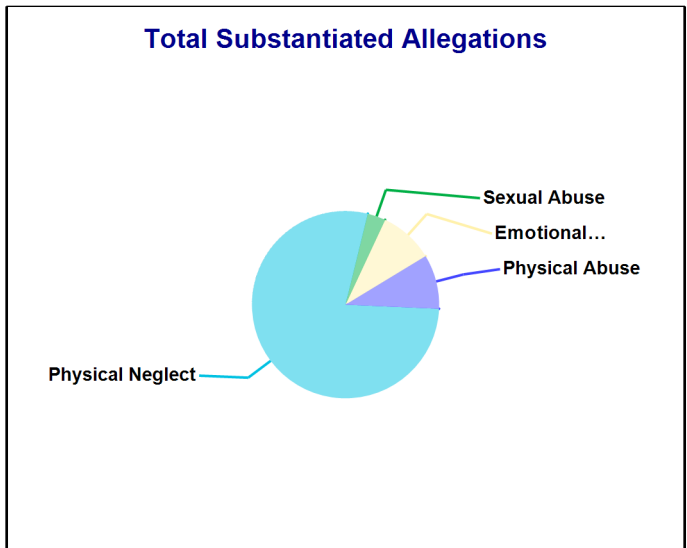
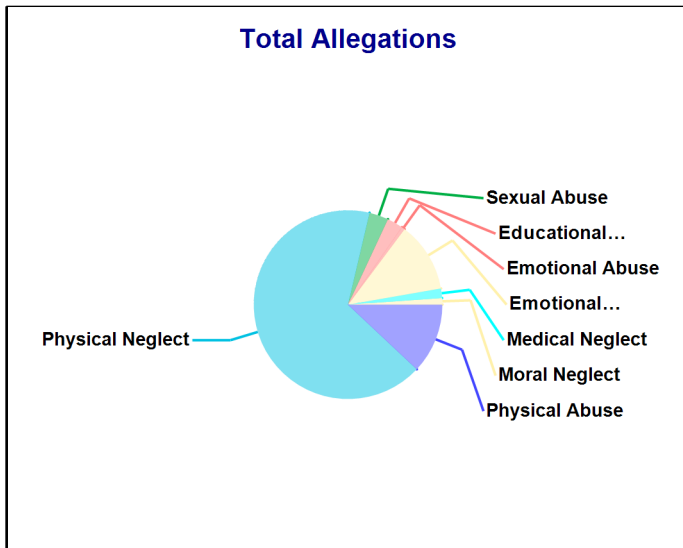
Accepted Reports: 80

Substantiated Reports: 14

Substantiation Rate: 18 %

Allegations	Total	Substantiated	Substantiation Rate
Physical Abuse	22	<=10	10 - 20 %
Educational Neglect	<=10	-	0 - 10 %
Emotional Neglect	22	<=10	10 - 20 %
High Risk Newborn	-	-	-
Medical Neglect	<=10	-	0 - 10 %
At Risk	-	-	-
Physical Neglect	122	25	20 %
Sexual Abuse	<=10	<=10	10 - 20 %
Emotional Abuse	<=10	-	0 - 10 %
Human_Trafficking	-	-	-
Moral Neglect	<=10	-	0 - 10 %
<b>Total Allegations</b>	<b>183</b>	<b>32</b>	<b>17 %</b>

Children Substantiated as Abuse/Neglect/Uncared for: 23



State of Connecticut  
 Department of Children and Families  
 Town Pages  
 State Fiscal Year: 2021

Number of Accepted Reports and allegations to DCF  
 Town: PLYMOUTH

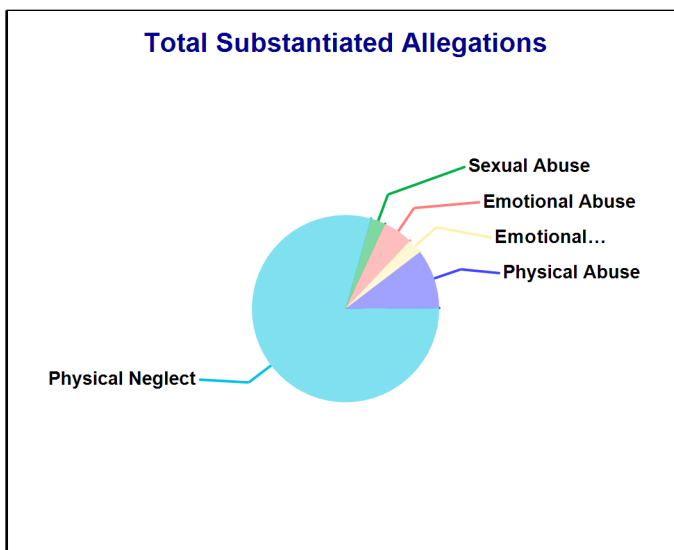
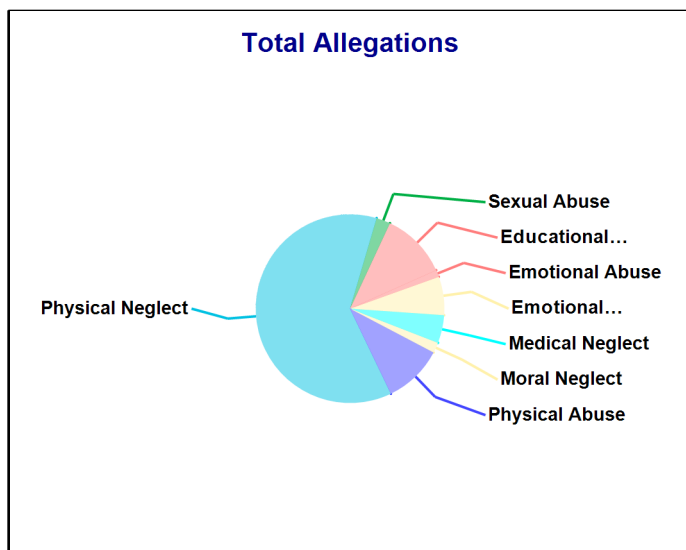
Accepted Reports: 81

Substantiated Reports: 15

Substantiation Rate: 19 %

Allegations	Total	Substantiated	Substantiation Rate
Physical Abuse	17	<=10	20 - 30 %
Educational Neglect	19	-	-
Emotional Neglect	11	<=10	0 - 10 %
High Risk Newborn	-	-	-
Medical Neglect	<=10	-	0 - 10 %
At Risk	-	-	-
Physical Neglect	103	31	30 %
Sexual Abuse	<=10	<=10	20 - 30 %
Emotional Abuse	<=10	<=10	90 - 100 %
Human_Trafficking	-	-	-
Moral Neglect	<=10	-	0 - 10 %
<b>Total Allegations</b>	<b>167</b>	<b>39</b>	<b>23 %</b>

Children Substantiated as Abuse/Neglect/Uncared for: 20



State of Connecticut  
 Department of Children and Families  
 Town Pages  
 State Fiscal Year: 2021

Number of Accepted Reports and allegations to DCF  
 Town: PUTNAM

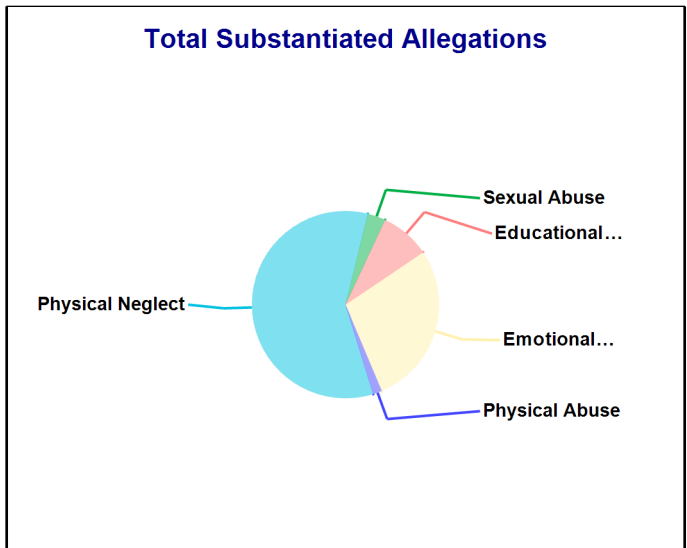
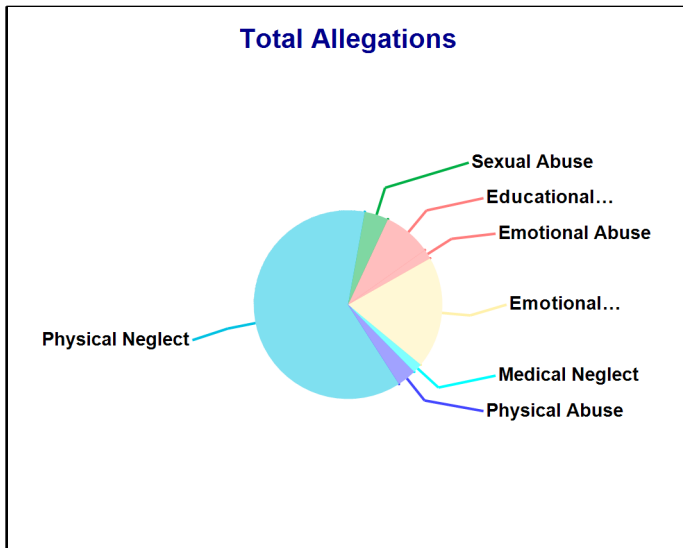
Accepted Reports: 134

Substantiated Reports: 32

Substantiation Rate: 24 %

Allegations	Total	Substantiated	Substantiation Rate
Physical Abuse	12	<=10	10 - 20 %
Educational Neglect	30	11	37 %
Emotional Neglect	70	36	51 %
High Risk Newborn	-	-	-
Medical Neglect	<=10	-	0 - 10 %
At Risk	-	-	-
Physical Neglect	226	75	33 %
Sexual Abuse	15	<=10	20 - 30 %
Emotional Abuse	<=10	-	0 - 10 %
Human_Trafficking	-	-	-
Moral Neglect	-	-	-
<b>Total Allegations</b>	<b>365</b>	<b>128</b>	<b>35 %</b>

Children Substantiated as Abuse/Neglect/Uncared for: 50



State of Connecticut  
 Department of Children and Families  
 Town Pages  
 State Fiscal Year: 2021

Number of Accepted Reports and allegations to DCF  
 Town: ROCKY HILL

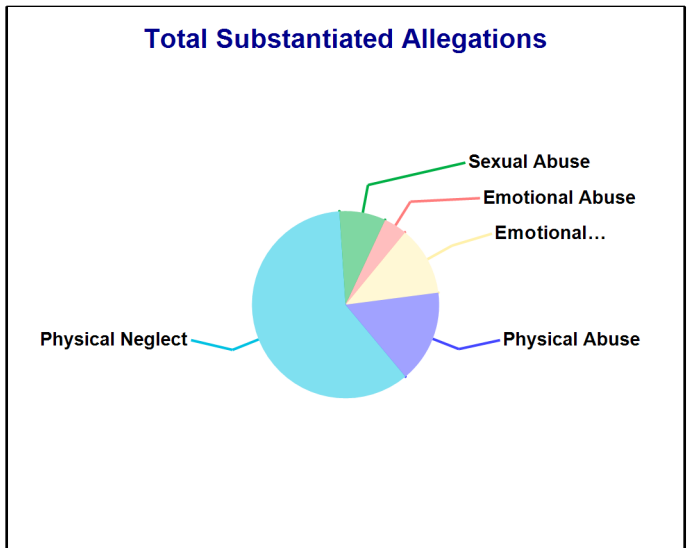
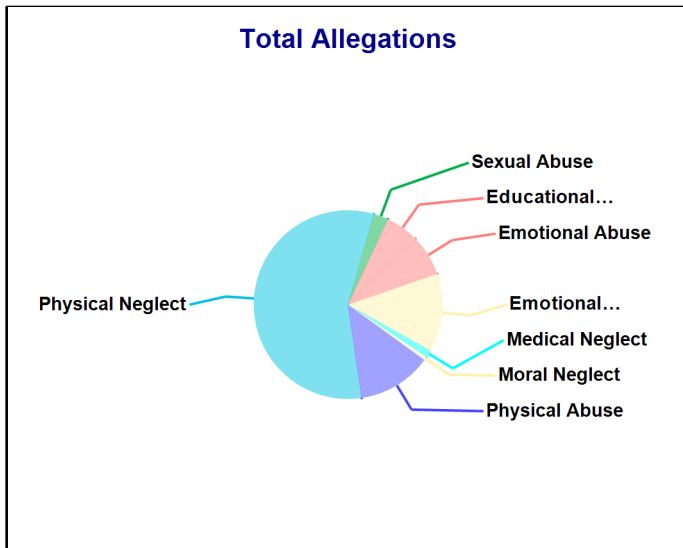
Accepted Reports: 70

Substantiated Reports: 11

Substantiation Rate: 16 %

Allegations	Total	Substantiated	Substantiation Rate
Physical Abuse	20	<=10	10 - 20 %
Educational Neglect	<=10	-	0 - 10 %
Emotional Neglect	21	<=10	10 - 20 %
High Risk Newborn	-	-	-
Medical Neglect	<=10	-	0 - 10 %
At Risk	-	-	-
Physical Neglect	89	15	17 %
Sexual Abuse	<=10	<=10	40 - 50 %
Emotional Abuse	11	<=10	0 - 10 %
Human_Trafficking	-	-	-
Moral Neglect	<=10	-	0 - 10 %
<b>Total Allegations</b>	<b>157</b>	<b>25</b>	<b>16 %</b>

Children Substantiated as Abuse/Neglect/Uncared for: 14





State of Connecticut  
 Department of Children and Families  
 Town Pages  
 State Fiscal Year: 2021

Number of Accepted Reports and allegations to DCF  
 Town: SEYMOUR

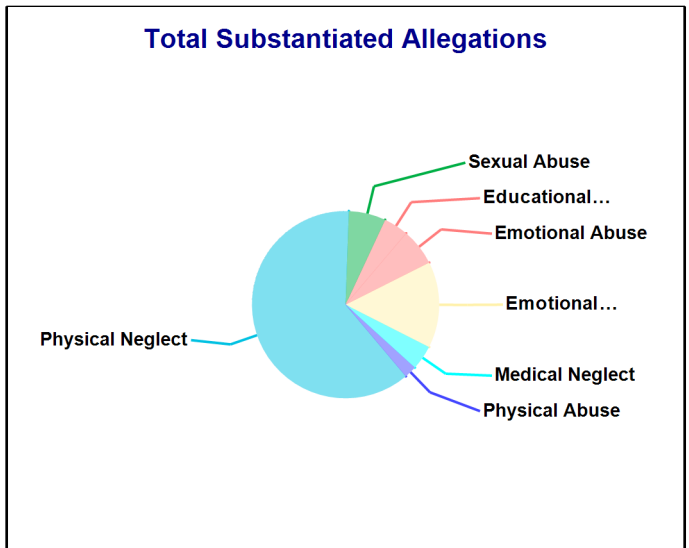
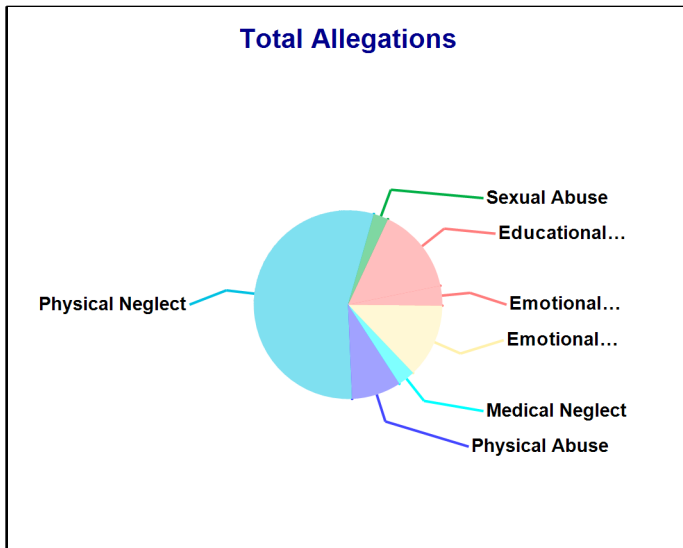
Accepted Reports: 114

Substantiated Reports: 24

Substantiation Rate: 21 %

Allegations	Total	Substantiated	Substantiation Rate
Physical Abuse	20	<=10	0 - 10 %
Educational Neglect	35	<=10	0 - 10 %
Emotional Neglect	30	<=10	20 - 30 %
High Risk Newborn	-	-	-
Medical Neglect	<=10	<=10	20 - 30 %
At Risk	-	-	-
Physical Neglect	130	29	22 %
Sexual Abuse	<=10	<=10	40 - 50 %
Emotional Abuse	<=10	<=10	30 - 40 %
Human_Trafficking	-	-	-
Moral Neglect	-	-	-
<b>Total Allegations</b>	<b>236</b>	<b>47</b>	<b>20 %</b>

Children Substantiated as Abuse/Neglect/Uncared for: 33



State of Connecticut  
 Department of Children and Families  
 Town Pages  
 State Fiscal Year: 2021

Number of Accepted Reports and allegations to DCF  
 Town: SHELTON

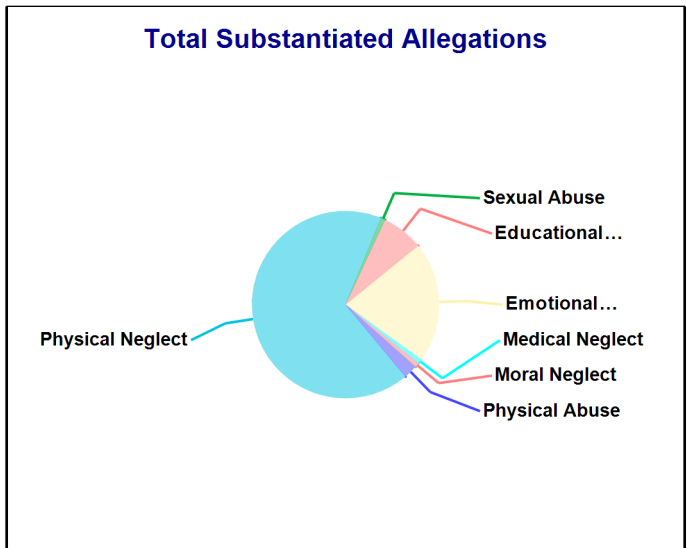
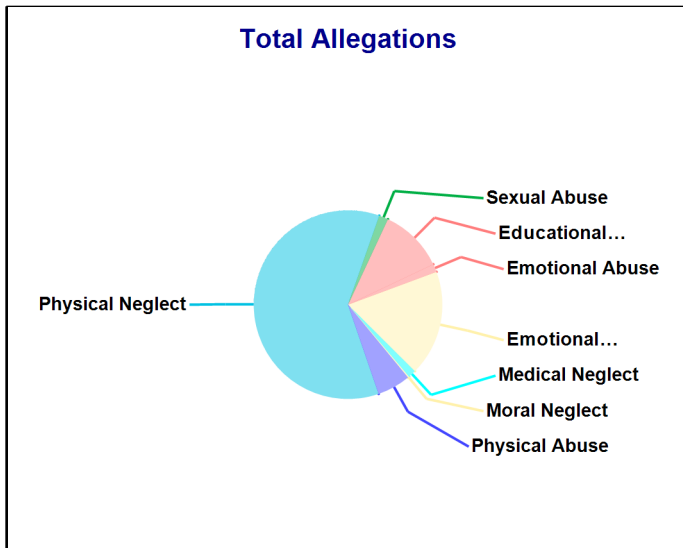
Accepted Reports: 201

Substantiated Reports: 46

Substantiation Rate: 23 %

Allegations	Total	Substantiated	Substantiation Rate
Physical Abuse	29	<=10	0 - 10 %
Educational Neglect	56	<=10	10 - 20 %
Emotional Neglect	92	26	28 %
High Risk Newborn	-	-	-
Medical Neglect	<=10	<=10	10 - 20 %
At Risk	-	-	-
Physical Neglect	308	84	27 %
Sexual Abuse	<=10	<=10	10 - 20 %
Emotional Abuse	<=10	-	0 - 10 %
Human_Trafficking	-	-	-
Moral Neglect	<=10	<=10	90 - 100 %
<b>Total Allegations</b>	<b>508</b>	<b>125</b>	<b>25 %</b>

Children Substantiated as Abuse/Neglect/Uncared for: 70



State of Connecticut  
 Department of Children and Families  
 Town Pages  
 State Fiscal Year: 2021

Number of Accepted Reports and allegations to DCF  
 Town: SOUTH WINDSOR

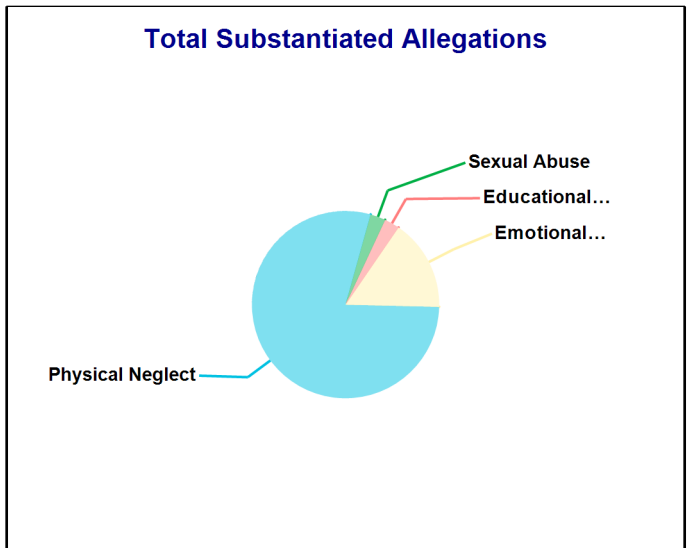
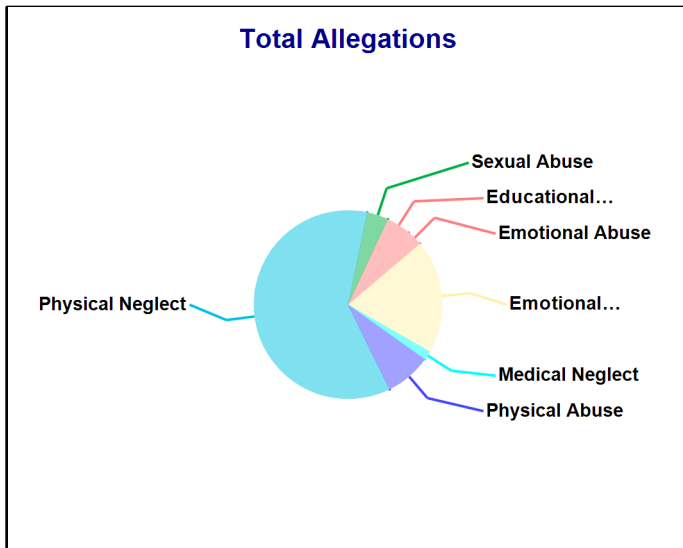
Accepted Reports: 81

Substantiated Reports: 8

Substantiation Rate: 10 %

Allegations	Total	Substantiated	Substantiation Rate
Physical Abuse	15	-	-
Educational Neglect	<=10	<=10	10 - 20 %
Emotional Neglect	37	<=10	10 - 20 %
High Risk Newborn	-	-	-
Medical Neglect	<=10	-	0 - 10 %
At Risk	-	-	-
Physical Neglect	115	30	26 %
Sexual Abuse	<=10	<=10	10 - 20 %
Emotional Abuse	<=10	-	0 - 10 %
Human_Trafficking	-	-	-
Moral Neglect	-	-	-
<b>Total Allegations</b>	<b>190</b>	<b>38</b>	<b>20 %</b>

Children Substantiated as Abuse/Neglect/Uncared for: 12



State of Connecticut  
 Department of Children and Families  
 Town Pages  
 State Fiscal Year: 2021

Number of Accepted Reports and allegations to DCF  
 Town: SOUTHINGTON

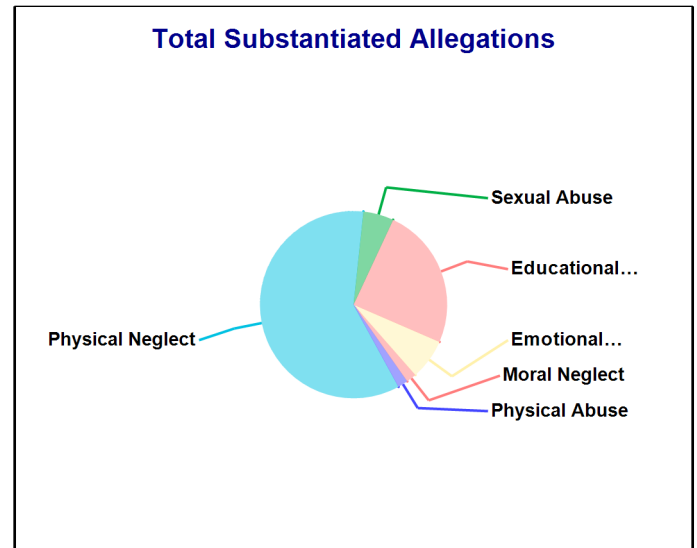
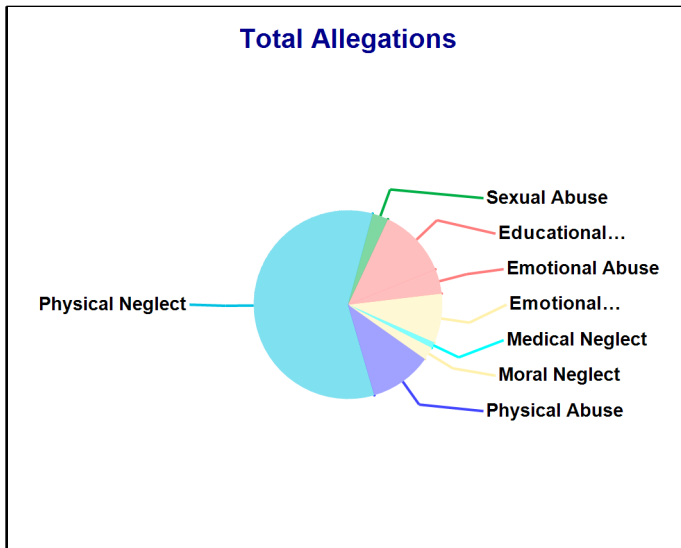
Accepted Reports: 190

Substantiated Reports: 17

Substantiation Rate: 9 %

Allegations	Total	Substantiated	Substantiation Rate
Physical Abuse	43	<=10	0 - 10 %
Educational Neglect	48	14	29 %
Emotional Neglect	34	<=10	10 - 20 %
High Risk Newborn	-	-	-
Medical Neglect	<=10	-	0 - 10 %
At Risk	-	-	-
Physical Neglect	236	34	14 %
Sexual Abuse	11	<=10	20 - 30 %
Emotional Abuse	17	-	-
Human_Trafficking	-	-	-
Moral Neglect	<=10	<=10	10 - 20 %
<b>Total Allegations</b>	<b>402</b>	<b>57</b>	<b>14 %</b>

Children Substantiated as Abuse/Neglect/Uncared for: 22



State of Connecticut  
 Department of Children and Families  
 Town Pages  
 State Fiscal Year: 2021

Number of Accepted Reports and allegations to DCF  
 Town: STAFFORD

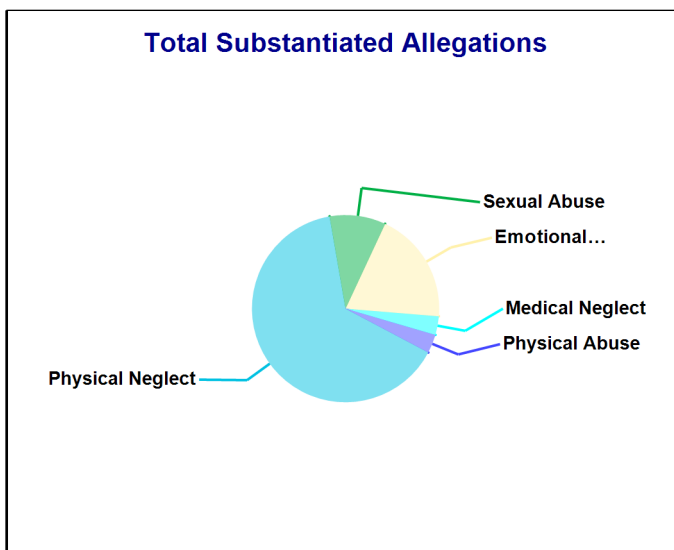
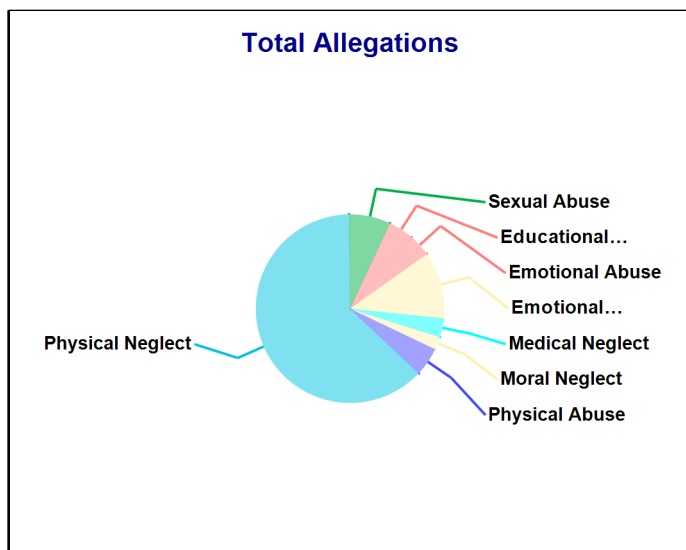
Accepted Reports: 92

Substantiated Reports: 15

Substantiation Rate: 16 %

Allegations	Total	Substantiated	Substantiation Rate
Physical Abuse	<=10	<=10	10 - 20 %
Educational Neglect	<=10	-	0 - 10 %
Emotional Neglect	21	<=10	20 - 30 %
High Risk Newborn	-	-	-
Medical Neglect	<=10	<=10	10 - 20 %
At Risk	-	-	-
Physical Neglect	115	20	17 %
Sexual Abuse	13	<=10	20 - 30 %
Emotional Abuse	<=10	-	0 - 10 %
Human_Trafficking	-	-	-
Moral Neglect	<=10	-	0 - 10 %
<b>Total Allegations</b>	<b>183</b>	<b>31</b>	<b>17 %</b>

Children Substantiated as Abuse/Neglect/Uncared for: 18



State of Connecticut  
 Department of Children and Families  
 Town Pages  
 State Fiscal Year: 2021

Number of Accepted Reports and allegations to DCF  
 Town: STAMFORD


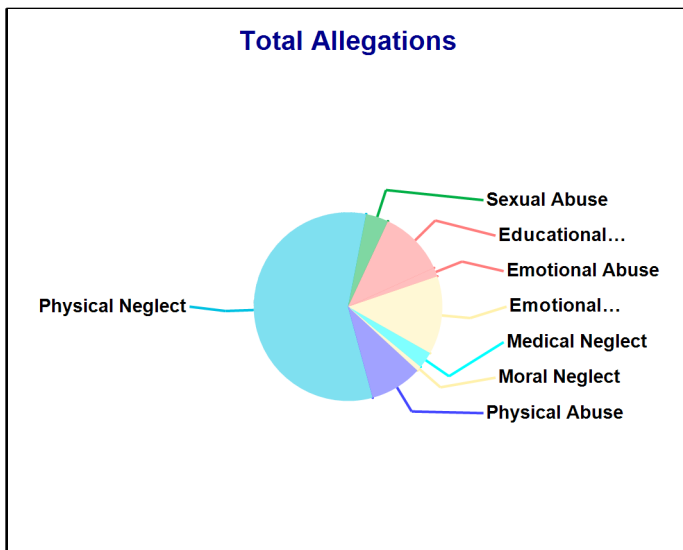
Accepted Reports: 627

Substantiated Reports: 116

Substantiation Rate: 19 %

Allegations	Total	Substantiated	Substantiation Rate
Physical Abuse	118	13	11 %
Educational Neglect	149	15	10 %
Emotional Neglect	177	49	28 %
High Risk Newborn	-	-	-
Medical Neglect	37	<=10	10 - 20 %
At Risk	-	-	-
Physical Neglect	755	152	20 %
Sexual Abuse	51	16	31 %
Emotional Abuse	20	<=10	0 - 10 %
Human_Trafficking	-	-	-
Moral Neglect	11	-	-
<b>Total Allegations</b>	<b>1,318</b>	<b>252</b>	<b>19 %</b>

Children Substantiated as Abuse/Neglect/Uncared for: 153



State of Connecticut  
 Department of Children and Families  
 Town Pages  
 State Fiscal Year: 2021

Number of Accepted Reports and allegations to DCF  
 Town: STONINGTON

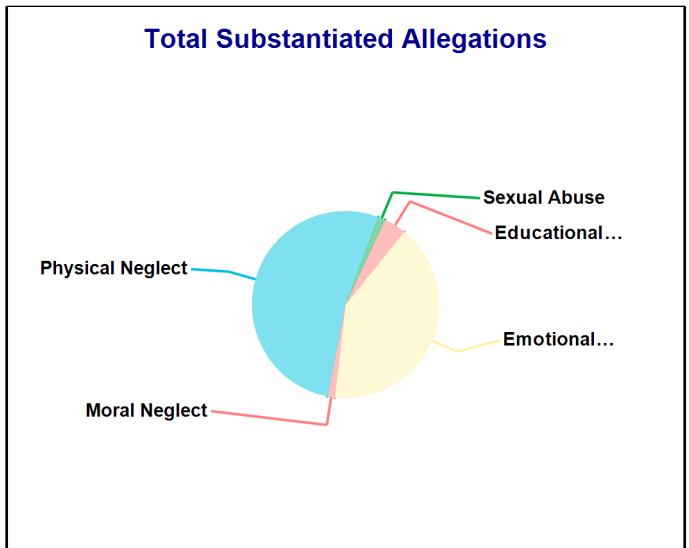
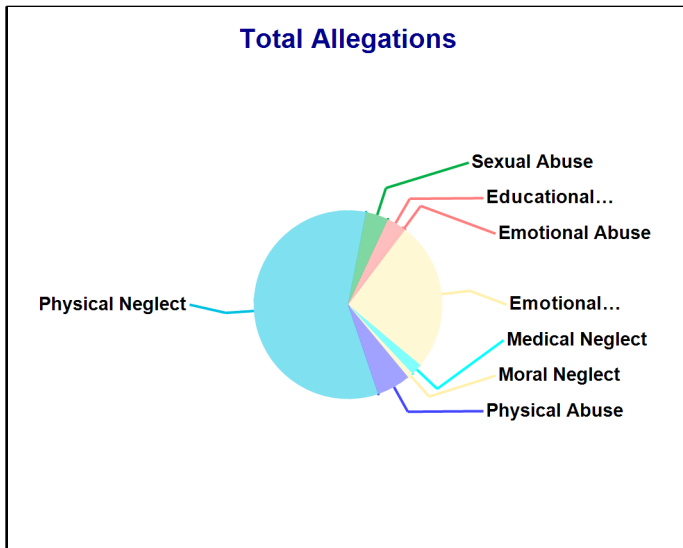
Accepted Reports: 72

Substantiated Reports: 11

Substantiation Rate: 15 %

Allegations	Total	Substantiated	Substantiation Rate
Physical Abuse	12	-	-
Educational Neglect	<=10	<=10	40 - 50 %
Emotional Neglect	53	32	60 %
High Risk Newborn	-	-	-
Medical Neglect	<=10	-	0 - 10 %
At Risk	-	-	-
Physical Neglect	120	41	34 %
Sexual Abuse	<=10	<=10	10 - 20 %
Emotional Abuse	<=10	-	0 - 10 %
Human_Trafficking	-	-	-
Moral Neglect	<=10	<=10	40 - 50 %
<b>Total Allegations</b>	<b>206</b>	<b>78</b>	<b>38 %</b>

Children Substantiated as Abuse/Neglect/Uncared for: 18



State of Connecticut  
 Department of Children and Families  
 Town Pages  
 State Fiscal Year: 2021

Number of Accepted Reports and allegations to DCF  
 Town: STRATFORD

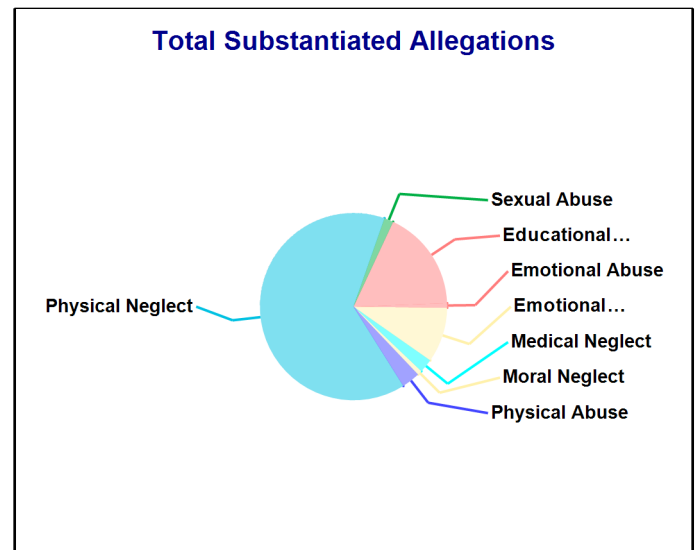
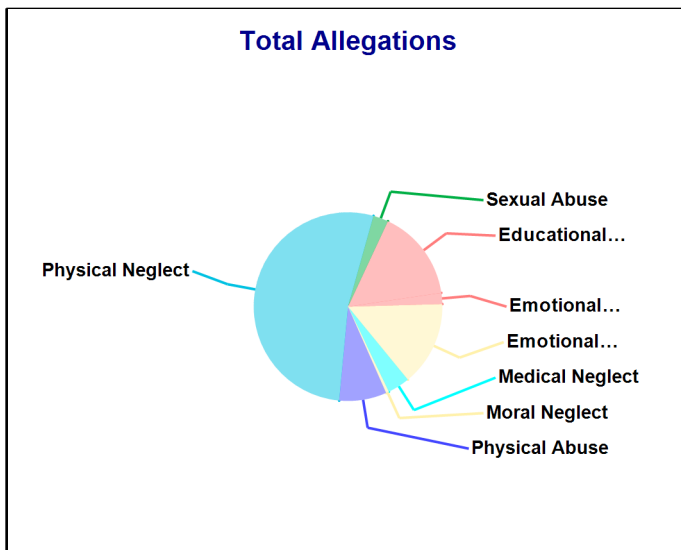
Accepted Reports: 270

Substantiated Reports: 58

Substantiation Rate: 21 %

Allegations	Total	Substantiated	Substantiation Rate
Physical Abuse	47	<=10	0 - 10 %
Educational Neglect	91	22	24 %
Emotional Neglect	84	12	14 %
High Risk Newborn	-	-	-
Medical Neglect	22	<=10	10 - 20 %
At Risk	-	-	-
Physical Neglect	306	81	26 %
Sexual Abuse	15	<=10	10 - 20 %
Emotional Abuse	11	<=10	0 - 10 %
Human_Trafficking	-	-	-
Moral Neglect	<=10	<=10	30 - 40 %
<b>Total Allegations</b>	<b>579</b>	<b>126</b>	<b>22 %</b>

Children Substantiated as Abuse/Neglect/Uncared for: 84





State of Connecticut  
 Department of Children and Families  
 Town Pages  
 State Fiscal Year: 2021

Number of Accepted Reports and allegations to DCF  
 Town: THOMPSON

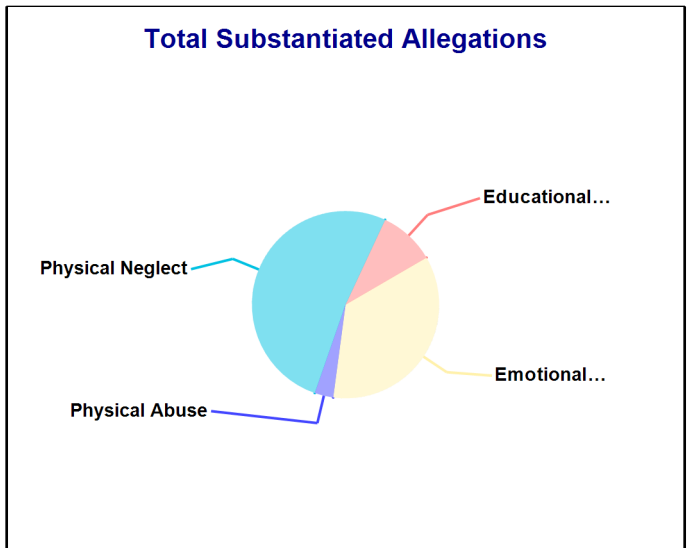
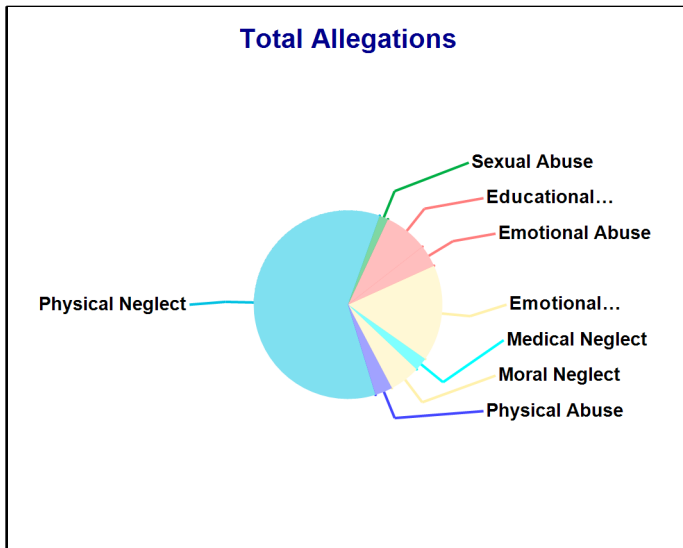
Accepted Reports: 56

Substantiated Reports: 10

Substantiation Rate: 18 %

Allegations	Total	Substantiated	Substantiation Rate
Physical Abuse	<=10	<=10	20 - 30 %
Educational Neglect	<=10	<=10	20 - 30 %
Emotional Neglect	22	11	50 %
High Risk Newborn	-	-	-
Medical Neglect	<=10	-	0 - 10 %
At Risk	-	-	-
Physical Neglect	80	16	20 %
Sexual Abuse	<=10	-	0 - 10 %
Emotional Abuse	<=10	-	0 - 10 %
Human_Trafficking	-	-	-
Moral Neglect	<=10	-	0 - 10 %
<b>Total Allegations</b>	<b>133</b>	<b>31</b>	<b>23 %</b>

Children Substantiated as Abuse/Neglect/Uncared for: 11



State of Connecticut  
 Department of Children and Families  
 Town Pages  
 State Fiscal Year: 2021

Number of Accepted Reports and allegations to DCF  
 Town: TORRINGTON

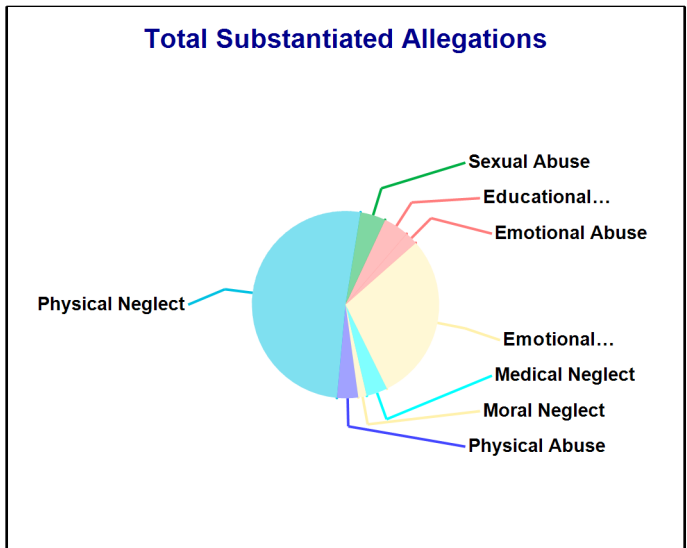
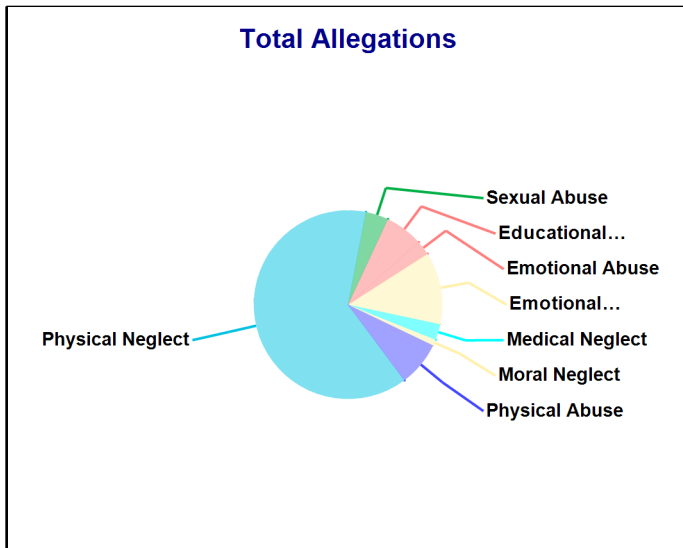
Accepted Reports: 355

Substantiated Reports: 51

Substantiation Rate: 14 %

Allegations	Total	Substantiated	Substantiation Rate
Physical Abuse	59	<=10	0 - 10 %
Educational Neglect	50	<=10	10 - 20 %
Emotional Neglect	95	40	42 %
High Risk Newborn	-	-	-
Medical Neglect	21	<=10	20 - 30 %
At Risk	-	-	-
Physical Neglect	485	70	14 %
Sexual Abuse	30	<=10	10 - 20 %
Emotional Abuse	19	<=10	10 - 20 %
Human_Trafficking	-	-	-
Moral Neglect	<=10	<=10	20 - 30 %
<b>Total Allegations</b>	<b>767</b>	<b>137</b>	<b>18 %</b>

Children Substantiated as Abuse/Neglect/Uncared for: 68



State of Connecticut  
 Department of Children and Families  
 Town Pages  
 State Fiscal Year: 2021

Number of Accepted Reports and allegations to DCF  
 Town: TRUMBULL

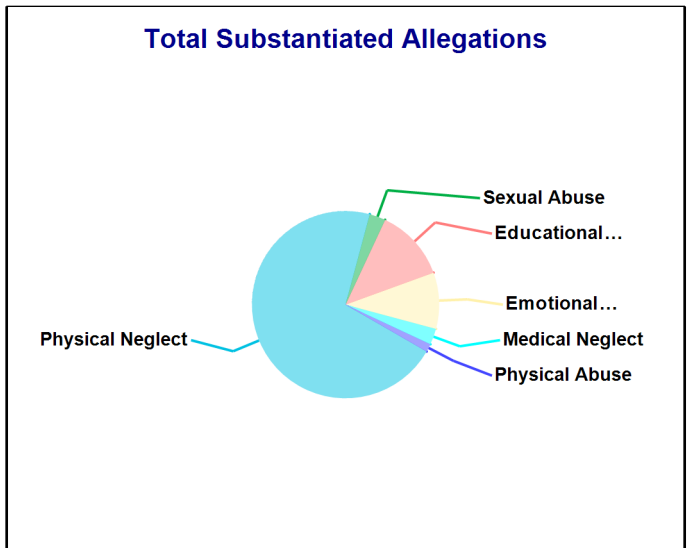
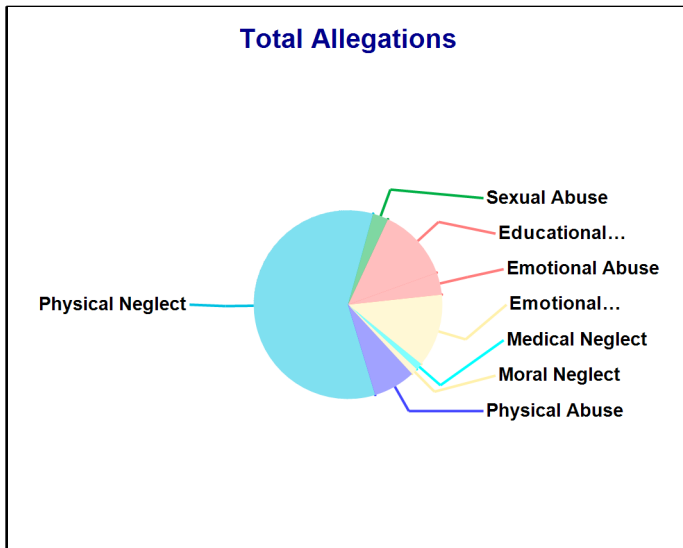
Accepted Reports: 108

Substantiated Reports: 21

Substantiation Rate: 19 %

Allegations	Total	Substantiated	Substantiation Rate
Physical Abuse	19	<=10	0 - 10 %
Educational Neglect	33	<=10	20 - 30 %
Emotional Neglect	33	<=10	20 - 30 %
High Risk Newborn	-	-	-
Medical Neglect	<=10	<=10	60 - 70 %
At Risk	-	-	-
Physical Neglect	155	51	33 %
Sexual Abuse	<=10	<=10	20 - 30 %
Emotional Abuse	<=10	-	0 - 10 %
Human_Trafficking	-	-	-
Moral Neglect	<=10	-	0 - 10 %
<b>Total Allegations</b>	<b>263</b>	<b>72</b>	<b>27 %</b>

Children Substantiated as Abuse/Neglect/Uncared for: 32



State of Connecticut  
 Department of Children and Families  
 Town Pages  
 State Fiscal Year: 2021

Number of Accepted Reports and allegations to DCF  
 Town: VERNON

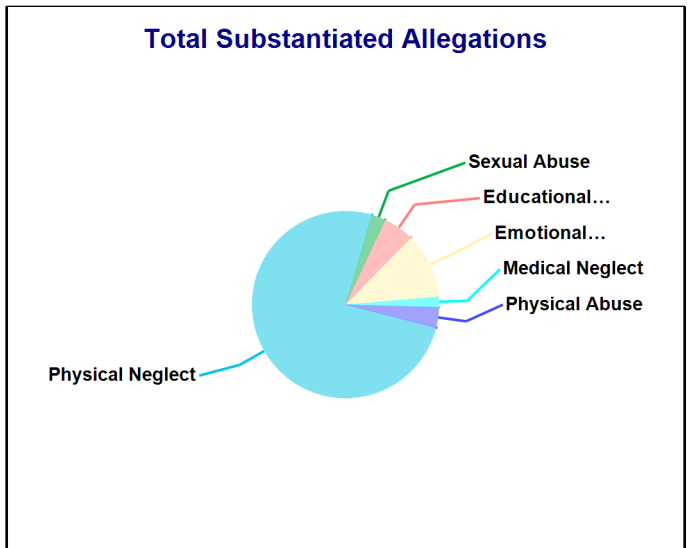
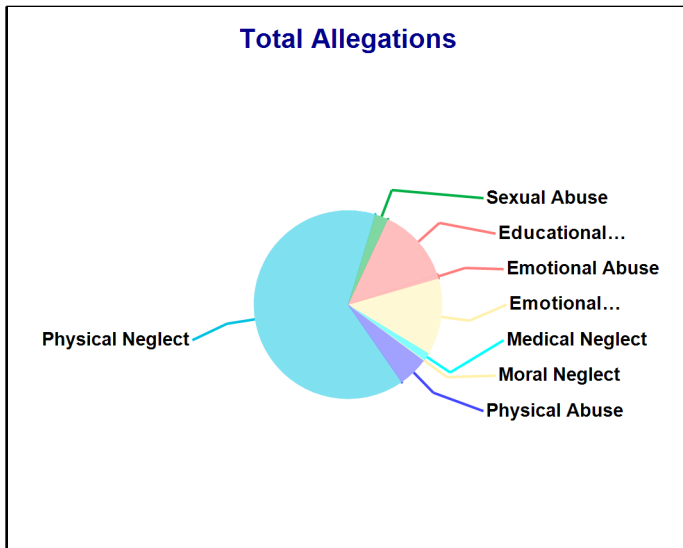
Accepted Reports: 323

Substantiated Reports: 58

Substantiation Rate: 18 %

Allegations	Total	Substantiated	Substantiation Rate
Physical Abuse	39	<=10	10 - 20 %
Educational Neglect	96	<=10	0 - 10 %
Emotional Neglect	98	19	19 %
High Risk Newborn	-	-	-
Medical Neglect	<=10	<=10	20 - 30 %
At Risk	-	-	-
Physical Neglect	479	127	27 %
Sexual Abuse	17	<=10	20 - 30 %
Emotional Abuse	<=10	-	0 - 10 %
Human_Trafficking	-	-	-
Moral Neglect	<=10	-	0 - 10 %
<b>Total Allegations</b>	<b>745</b>	<b>168</b>	<b>23 %</b>

Children Substantiated as Abuse/Neglect/Uncared for: 69



State of Connecticut  
 Department of Children and Families  
 Town Pages  
 State Fiscal Year: 2021

Number of Accepted Reports and allegations to DCF  
 Town: WALLINGFORD

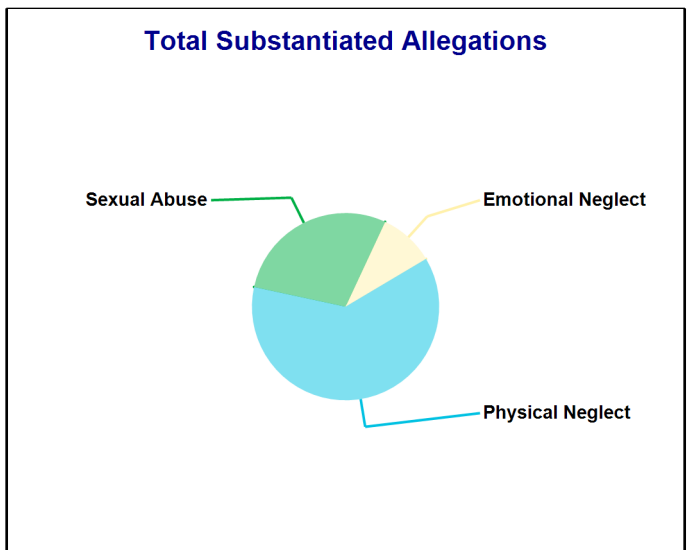
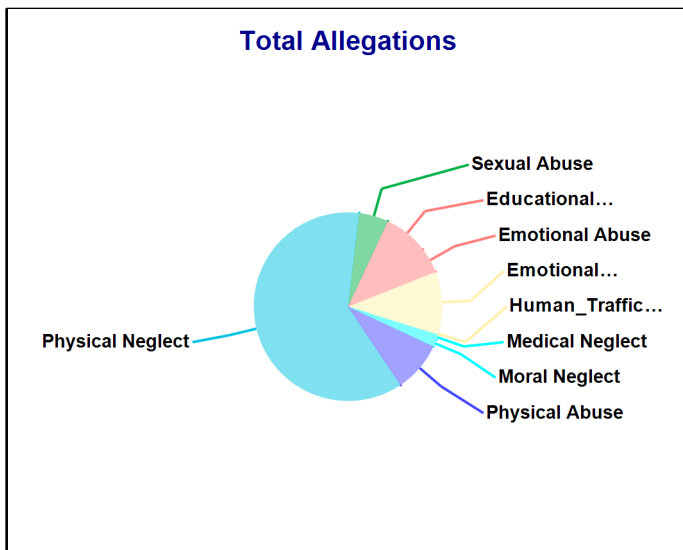
Accepted Reports: 211

Substantiated Reports: 14

Substantiation Rate: 7 %

Allegations	Total	Substantiated	Substantiation Rate
Physical Abuse	36	-	-
Educational Neglect	32	-	-
Emotional Neglect	44	<=10	0 - 10 %
High Risk Newborn	-	-	-
Medical Neglect	<=10	-	0 - 10 %
At Risk	-	-	-
Physical Neglect	255	13	5 %
Sexual Abuse	21	<=10	20 - 30 %
Emotional Abuse	18	-	-
Human_Trafficking	<=10	-	0 - 10 %
Moral Neglect	<=10	-	0 - 10 %
<b>Total Allegations</b>	<b>416</b>	<b>21</b>	<b>5 %</b>

Children Substantiated as Abuse/Neglect/Uncared for: 15



State of Connecticut  
 Department of Children and Families  
 Town Pages  
 State Fiscal Year: 2021

Number of Accepted Reports and allegations to DCF  
 Town: WATERBURY


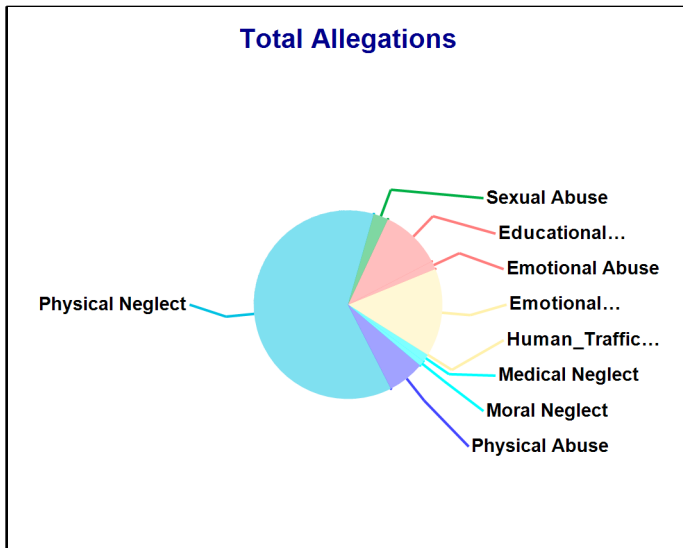
Accepted Reports: 1,428

Substantiated Reports: 349

Substantiation Rate: 24 %

Allegations	Total	Substantiated	Substantiation Rate
Physical Abuse	256	29	11 %
Educational Neglect	423	100	24 %
Emotional Neglect	610	295	48 %
High Risk Newborn	-	-	-
Medical Neglect	52	13	25 %
At Risk	-	-	-
Physical Neglect	2,503	1,024	41 %
Sexual Abuse	103	39	38 %
Emotional Abuse	57	<=10	10 - 20 %
Human_Trafficking	<=10	-	0 - 10 %
Moral Neglect	37	<=10	10 - 20 %
<b>Total Allegations</b>	<b>4,043</b>	<b>1,515</b>	<b>37 %</b>

Children Substantiated as Abuse/Neglect/Uncared for: 521



State of Connecticut  
 Department of Children and Families  
 Town Pages  
 State Fiscal Year: 2021

Number of Accepted Reports and allegations to DCF  
 Town: WATERFORD

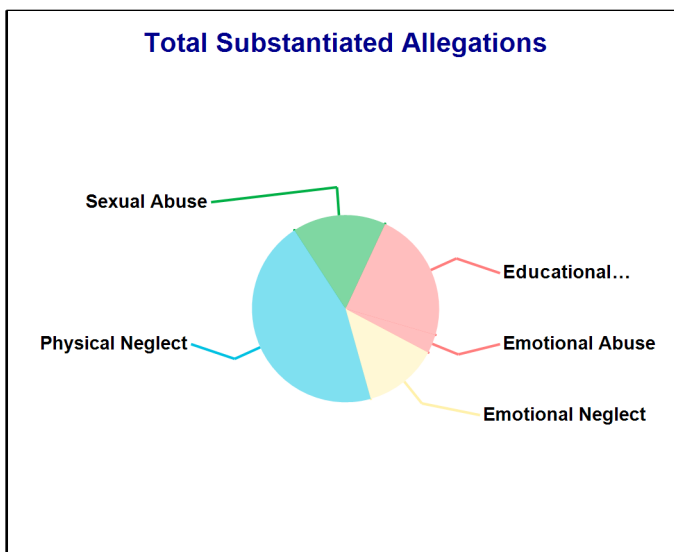
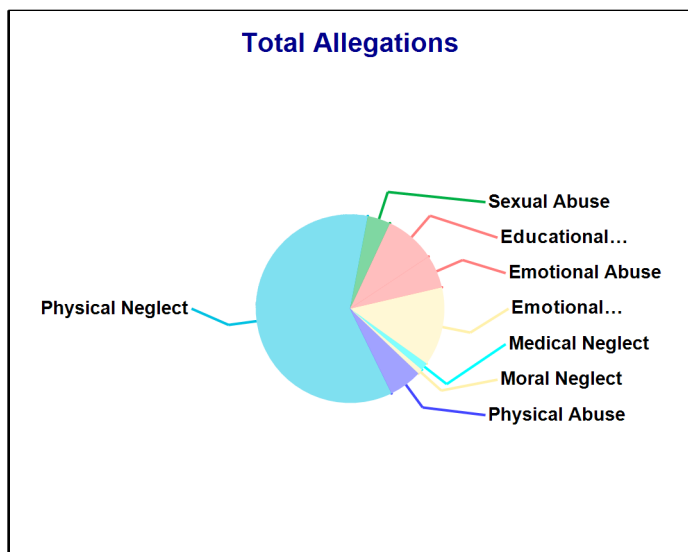
Accepted Reports: 98

Substantiated Reports: 14

Substantiation Rate: 14 %

Allegations	Total	Substantiated	Substantiation Rate
Physical Abuse	13	-	-
Educational Neglect	20	<=10	30 - 40 %
Emotional Neglect	31	<=10	10 - 20 %
High Risk Newborn	-	-	-
Medical Neglect	<=10	-	0 - 10 %
At Risk	-	-	-
Physical Neglect	138	14	10 %
Sexual Abuse	<=10	<=10	50 - 60 %
Emotional Abuse	13	<=10	0 - 10 %
Human_Trafficking	-	-	-
Moral Neglect	<=10	-	0 - 10 %
<b>Total Allegations</b>	<b>229</b>	<b>31</b>	<b>14 %</b>

Children Substantiated as Abuse/Neglect/Uncared for: 17



State of Connecticut  
 Department of Children and Families  
 Town Pages  
 State Fiscal Year: 2021

Number of Accepted Reports and allegations to DCF  
 Town: WATERTOWN


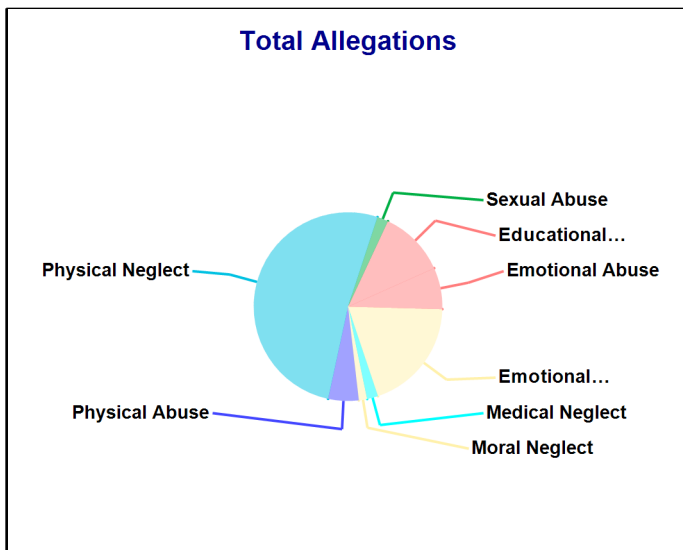
Accepted Reports: 105

Substantiated Reports: 14

Substantiation Rate: 13 %

Allegations	Total	Substantiated	Substantiation Rate
Physical Abuse	11	-	-
Educational Neglect	24	<=10	0 - 10 %
Emotional Neglect	41	<=10	10 - 20 %
High Risk Newborn	-	-	-
Medical Neglect	<=10	<=10	40 - 50 %
At Risk	-	-	-
Physical Neglect	109	18	17 %
Sexual Abuse	<=10	-	0 - 10 %
Emotional Abuse	15	<=10	50 - 60 %
Human_Trafficking	-	-	-
Moral Neglect	<=10	-	0 - 10 %
<b>Total Allegations</b>	<b>211</b>	<b>37</b>	<b>18 %</b>

Children Substantiated as Abuse/Neglect/Uncared for: 20





State of Connecticut  
 Department of Children and Families  
 Town Pages  
 State Fiscal Year: 2021

Number of Accepted Reports and allegations to DCF  
 Town: WEST HARTFORD

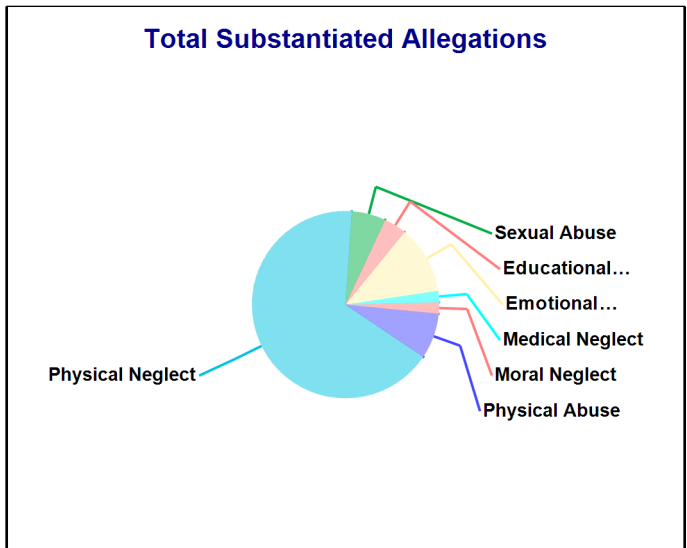
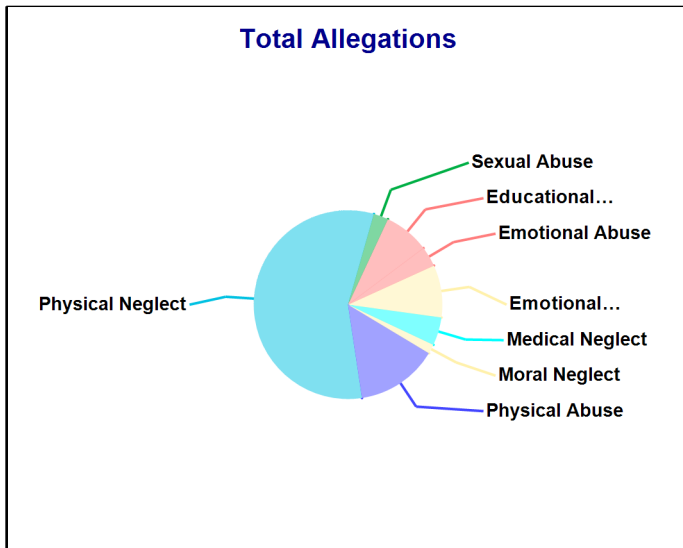
Accepted Reports: 224

Substantiated Reports: 25

Substantiation Rate: 11 %

Allegations	Total	Substantiated	Substantiation Rate
Physical Abuse	61	<=10	0 - 10 %
Educational Neglect	34	<=10	0 - 10 %
Emotional Neglect	39	<=10	10 - 20 %
High Risk Newborn	-	-	-
Medical Neglect	21	<=10	0 - 10 %
At Risk	-	-	-
Physical Neglect	247	34	14 %
Sexual Abuse	11	<=10	20 - 30 %
Emotional Abuse	15	-	-
Human_Trafficking	-	-	-
Moral Neglect	<=10	<=10	10 - 20 %
<b>Total Allegations</b>	<b>435</b>	<b>51</b>	<b>12 %</b>

Children Substantiated as Abuse/Neglect/Uncared for: 33



State of Connecticut  
 Department of Children and Families  
 Town Pages  
 State Fiscal Year: 2021

Number of Accepted Reports and allegations to DCF  
 Town: WEST HAVEN

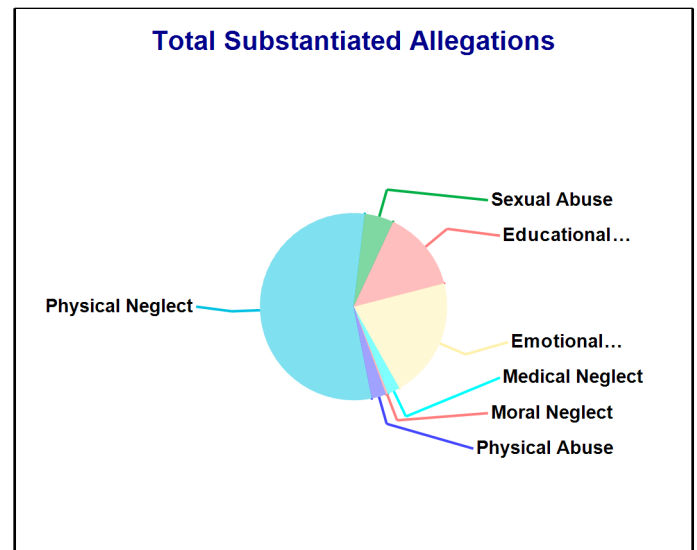
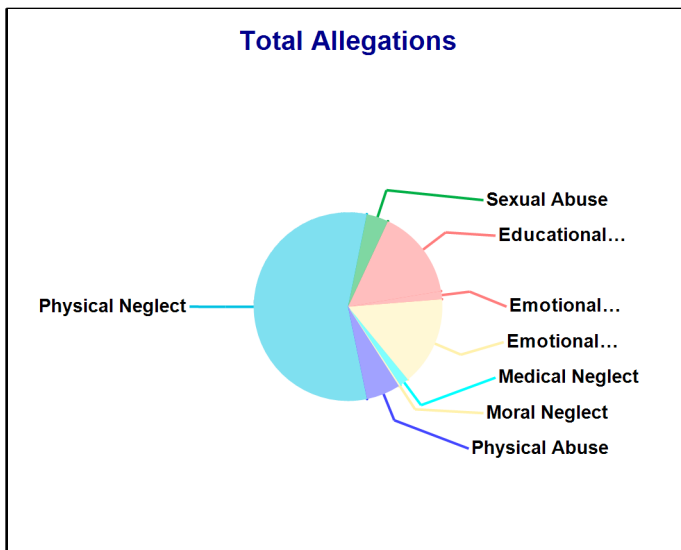
Accepted Reports: 450

Substantiated Reports: 107

Substantiation Rate: 24 %

Allegations	Total	Substantiated	Substantiation Rate
Physical Abuse	59	<=10	10 - 20 %
Educational Neglect	156	39	25 %
Emotional Neglect	155	58	37 %
High Risk Newborn	-	-	-
Medical Neglect	16	<=10	30 - 40 %
At Risk	-	-	-
Physical Neglect	571	153	27 %
Sexual Abuse	38	14	37 %
Emotional Abuse	14	-	-
Human_Trafficking	-	-	-
Moral Neglect	<=10	<=10	30 - 40 %
<b>Total Allegations</b>	<b>1,012</b>	<b>278</b>	<b>27 %</b>

Children Substantiated as Abuse/Neglect/Uncared for: 156



State of Connecticut  
 Department of Children and Families  
 Town Pages  
 State Fiscal Year: 2021

Number of Accepted Reports and allegations to DCF  
 Town: WESTPORT

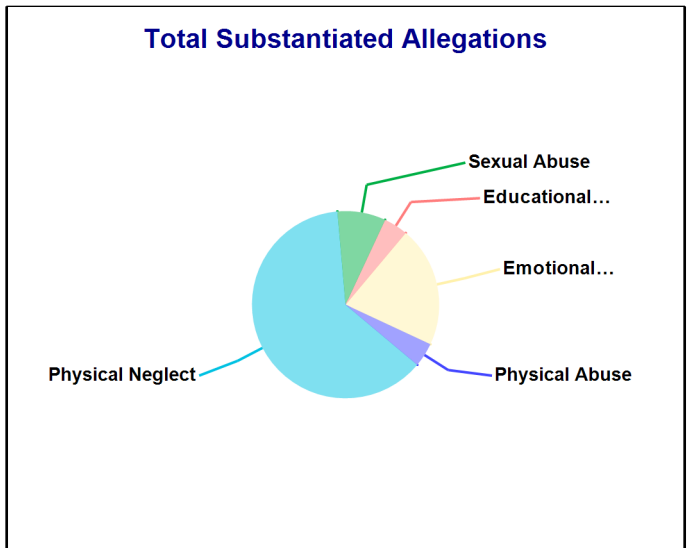
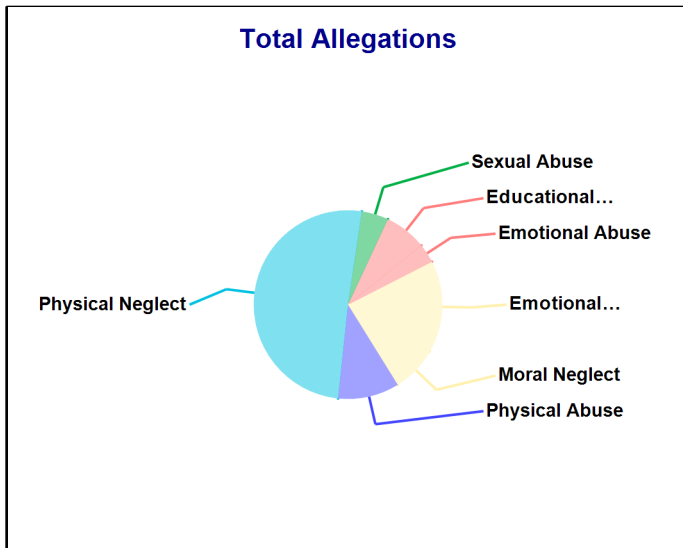
Accepted Reports: 71

Substantiated Reports: 12

Substantiation Rate: 17 %

Allegations	Total	Substantiated	Substantiation Rate
Physical Abuse	16	<=10	0 - 10 %
Educational Neglect	11	<=10	0 - 10 %
Emotional Neglect	24	<=10	20 - 30 %
High Risk Newborn	-	-	-
Medical Neglect	-	-	-
At Risk	-	-	-
Physical Neglect	77	15	19 %
Sexual Abuse	<=10	<=10	20 - 30 %
Emotional Abuse	<=10	-	0 - 10 %
Human_Trafficking	-	-	-
Moral Neglect	12	-	-
<b>Total Allegations</b>	<b>152</b>	<b>24</b>	<b>16 %</b>

Children Substantiated as Abuse/Neglect/Uncared for: 15



State of Connecticut  
 Department of Children and Families  
 Town Pages  
 State Fiscal Year: 2021

Number of Accepted Reports and allegations to DCF  
 Town: WETHERSFIELD

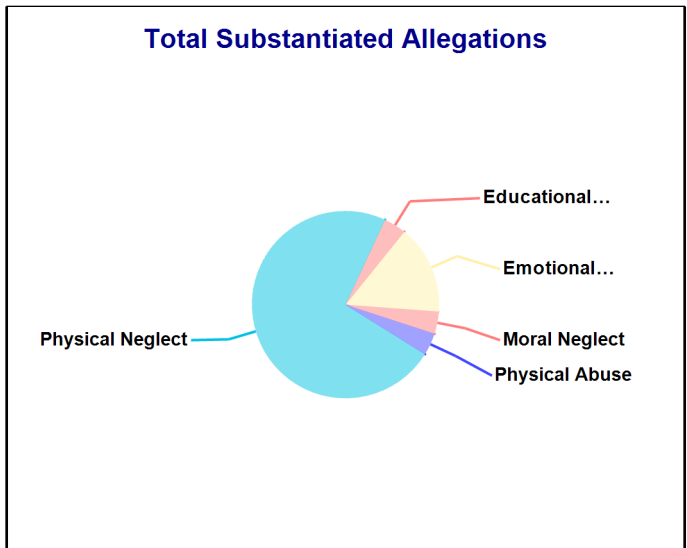
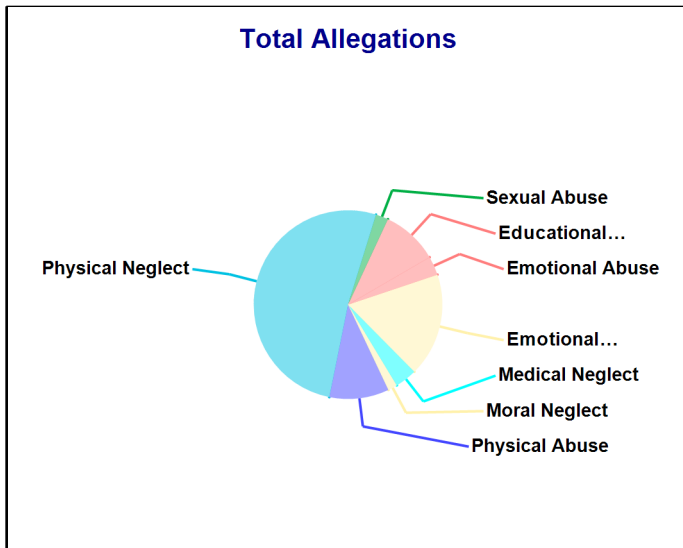
Accepted Reports: 90

Substantiated Reports: 16

Substantiation Rate: 18 %

Allegations	Total	Substantiated	Substantiation Rate
Physical Abuse	19	<=10	0 - 10 %
Educational Neglect	18	<=10	0 - 10 %
Emotional Neglect	33	<=10	10 - 20 %
High Risk Newborn	-	-	-
Medical Neglect	<=10	-	0 - 10 %
At Risk	-	-	-
Physical Neglect	96	19	20 %
Sexual Abuse	<=10	-	0 - 10 %
Emotional Abuse	<=10	-	0 - 10 %
Human_Trafficking	-	-	-
Moral Neglect	<=10	<=10	30 - 40 %
<b>Total Allegations</b>	<b>186</b>	<b>26</b>	<b>14 %</b>

Children Substantiated as Abuse/Neglect/Uncared for: 18



State of Connecticut  
 Department of Children and Families  
 Town Pages  
 State Fiscal Year: 2021

Number of Accepted Reports and allegations to DCF  
 Town: WINCHESTER

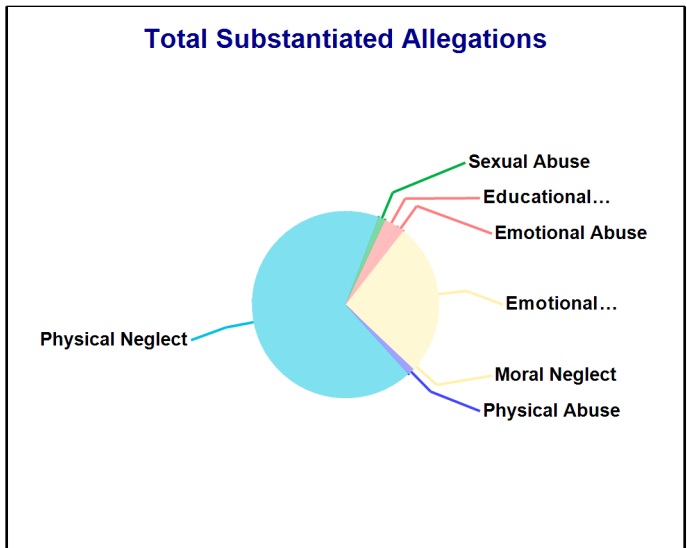
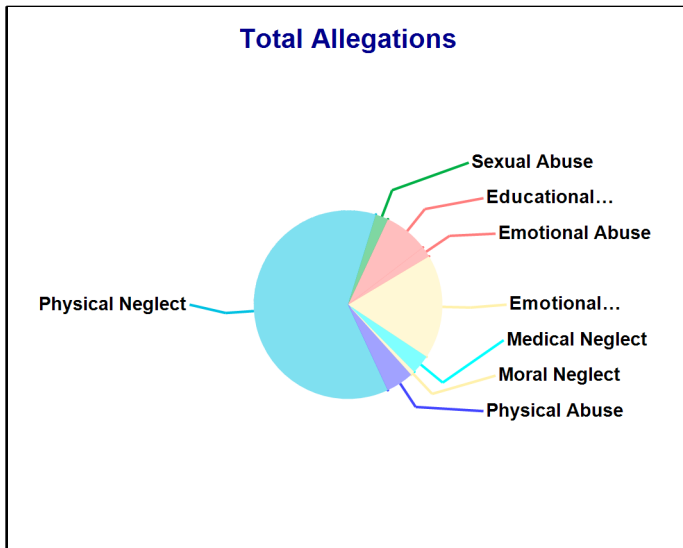
Accepted Reports: 104

Substantiated Reports: 23

Substantiation Rate: 22 %

Allegations	Total	Substantiated	Substantiation Rate
Physical Abuse	13	<=10	0 - 10 %
Educational Neglect	21	<=10	0 - 10 %
Emotional Neglect	49	21	43 %
High Risk Newborn	-	-	-
Medical Neglect	<=10	-	0 - 10 %
At Risk	-	-	-
Physical Neglect	169	56	33 %
Sexual Abuse	<=10	<=10	10 - 20 %
Emotional Abuse	<=10	<=10	10 - 20 %
Human_Trafficking	-	-	-
Moral Neglect	<=10	<=10	40 - 50 %
<b>Total Allegations</b>	<b>274</b>	<b>83</b>	<b>30 %</b>

Children Substantiated as Abuse/Neglect/Uncared for: 41



State of Connecticut  
 Department of Children and Families  
 Town Pages  
 State Fiscal Year: 2021

Number of Accepted Reports and allegations to DCF  
 Town: WINDHAM

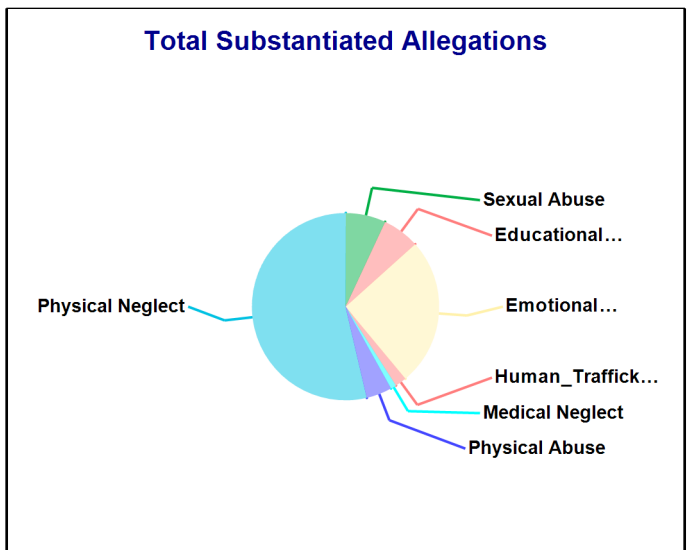
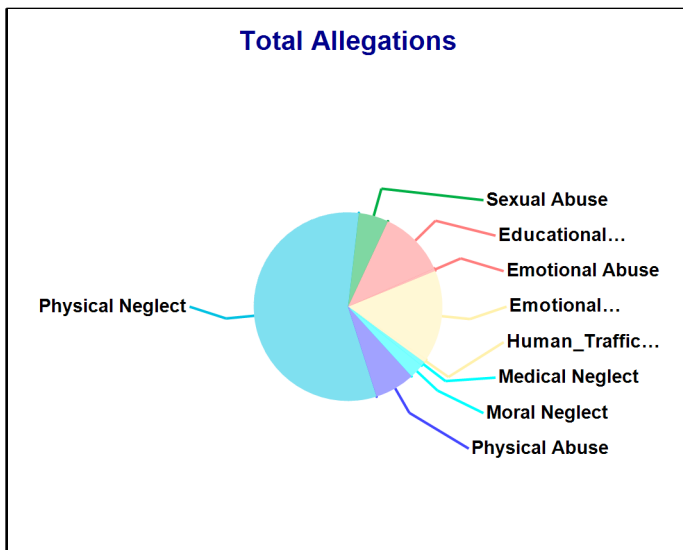
Accepted Reports: 270

Substantiated Reports: 49

Substantiation Rate: 18 %

Allegations	Total	Substantiated	Substantiation Rate
Physical Abuse	47	<=10	10 - 20 %
Educational Neglect	78	13	17 %
Emotional Neglect	107	52	49 %
High Risk Newborn	-	-	-
Medical Neglect	<=10	<=10	30 - 40 %
At Risk	-	-	-
Physical Neglect	388	109	28 %
Sexual Abuse	35	14	40 %
Emotional Abuse	<=10	-	0 - 10 %
Human_Trafficking	<=10	<=10	90 - 100 %
Moral Neglect	17	-	-
<b>Total Allegations</b>	<b>684</b>	<b>203</b>	<b>30 %</b>

Children Substantiated as Abuse/Neglect/Uncared for: 83



State of Connecticut  
 Department of Children and Families  
 Town Pages  
 State Fiscal Year: 2021

Number of Accepted Reports and allegations to DCF  
 Town: WINDSOR

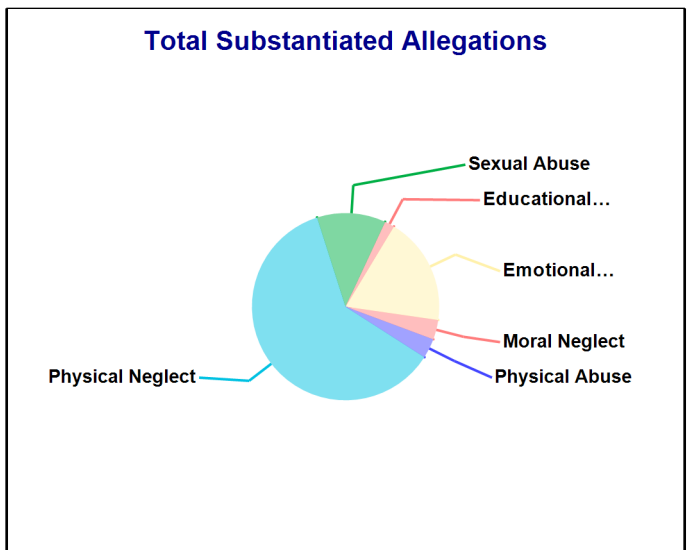
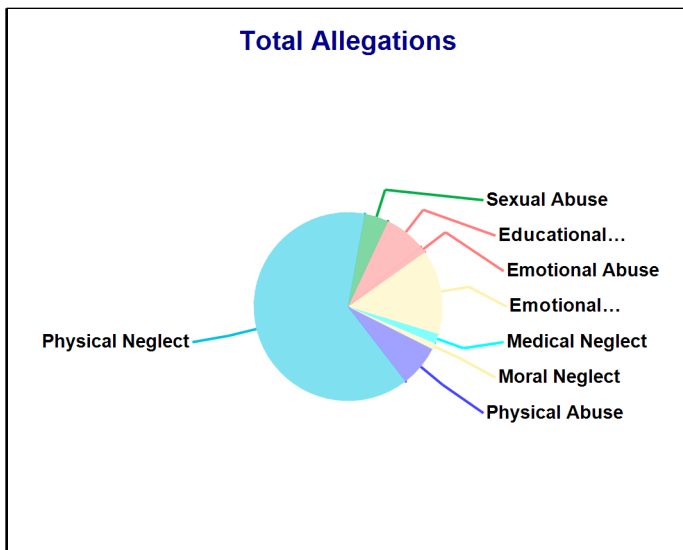
Accepted Reports: 178

Substantiated Reports: 23

Substantiation Rate: 13 %

Allegations	Total	Substantiated	Substantiation Rate
Physical Abuse	26	<=10	0 - 10 %
Educational Neglect	26	<=10	0 - 10 %
Emotional Neglect	53	11	21 %
High Risk Newborn	-	-	-
Medical Neglect	<=10	-	0 - 10 %
At Risk	-	-	-
Physical Neglect	231	36	16 %
Sexual Abuse	15	<=10	40 - 50 %
Emotional Abuse	<=10	-	0 - 10 %
Human_Trafficking	-	-	-
Moral Neglect	<=10	<=10	40 - 50 %
<b>Total Allegations</b>	<b>365</b>	<b>59</b>	<b>16 %</b>

Children Substantiated as Abuse/Neglect/Uncared for: 27



State of Connecticut  
 Department of Children and Families  
 Town Pages  
 State Fiscal Year: 2021

Number of Accepted Reports and allegations to DCF  
 Town: WINDSOR LOCKS

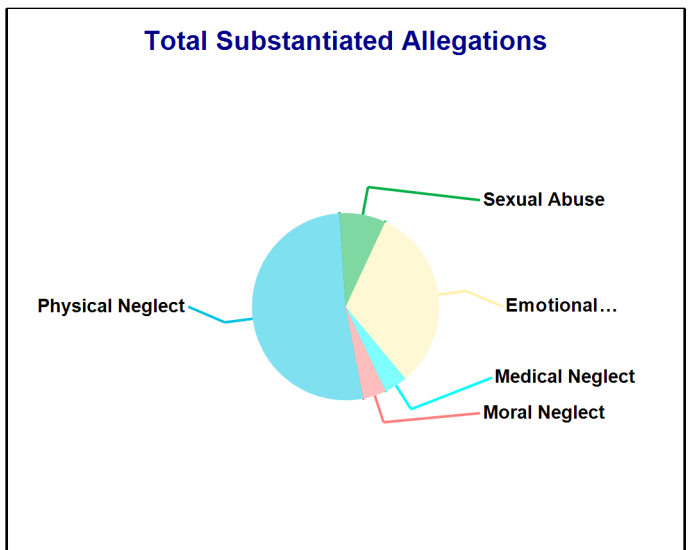
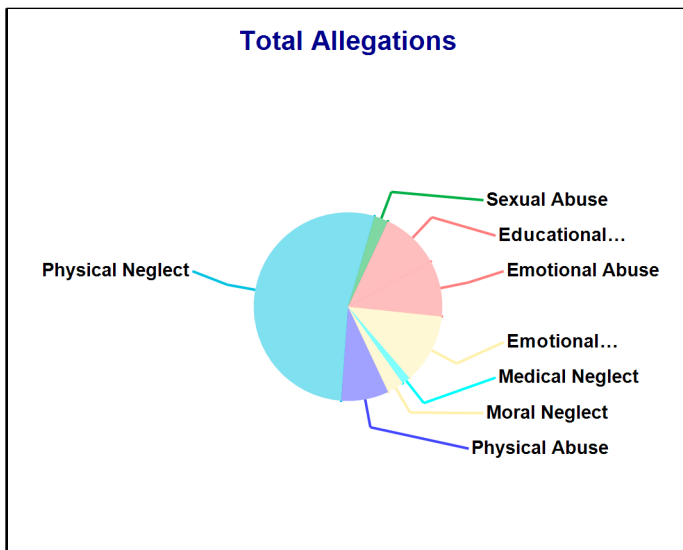
Accepted Reports: 106

Substantiated Reports: 9

Substantiation Rate: 8 %

Allegations	Total	Substantiated	Substantiation Rate
Physical Abuse	17	-	-
Educational Neglect	21	-	-
Emotional Neglect	25	<=10	30 - 40 %
High Risk Newborn	-	-	-
Medical Neglect	<=10	<=10	30 - 40 %
At Risk	-	-	-
Physical Neglect	111	13	12 %
Sexual Abuse	<=10	<=10	30 - 40 %
Emotional Abuse	20	-	-
Human_Trafficking	-	-	-
Moral Neglect	<=10	<=10	10 - 20 %
<b>Total Allegations</b>	<b>208</b>	<b>25</b>	<b>12 %</b>

Children Substantiated as Abuse/Neglect/Uncared for: 11





State of Connecticut  
 Department of Children and Families  
 Town Pages  
 State Fiscal Year: 2021

Number of Accepted Reports and allegations to DCF  
 Town: WOLCOTT

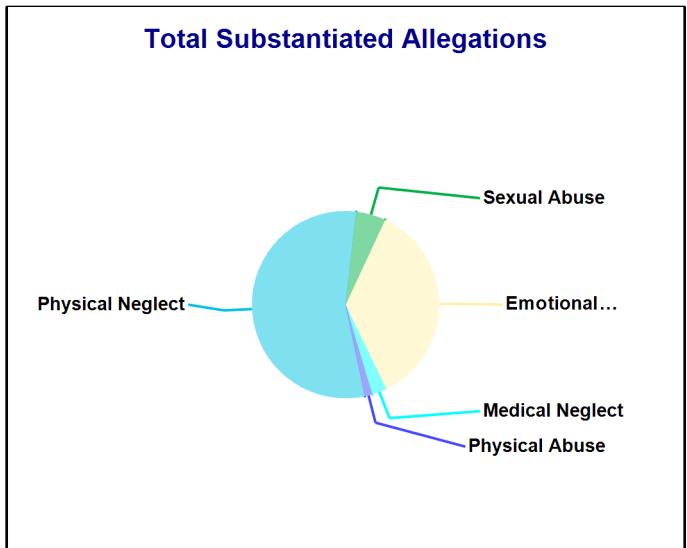
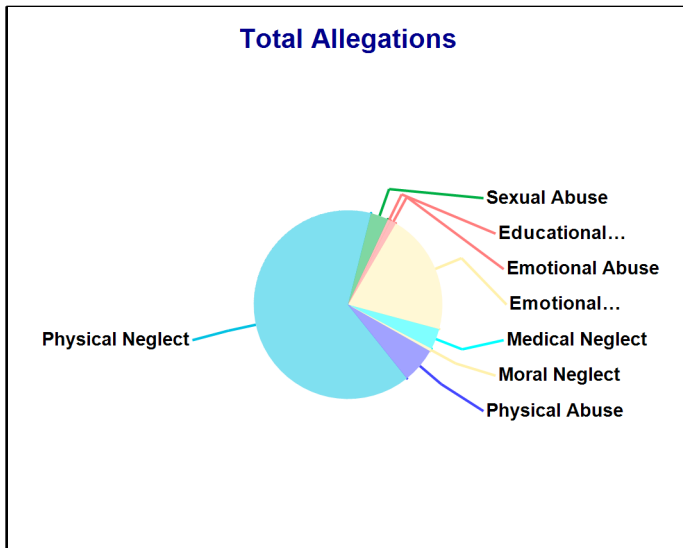
Accepted Reports: 61

Substantiated Reports: 12

Substantiation Rate: 20 %

Allegations	Total	Substantiated	Substantiation Rate
Physical Abuse	12	<=10	0 - 10 %
Educational Neglect	<=10	-	0 - 10 %
Emotional Neglect	41	28	68 %
High Risk Newborn	-	-	-
Medical Neglect	<=10	<=10	20 - 30 %
At Risk	-	-	-
Physical Neglect	128	43	34 %
Sexual Abuse	<=10	<=10	60 - 70 %
Emotional Abuse	<=10	-	0 - 10 %
Human_Trafficking	-	-	-
Moral Neglect	<=10	-	0 - 10 %
<b>Total Allegations</b>	<b>198</b>	<b>78</b>	<b>39 %</b>

Children Substantiated as Abuse/Neglect/Uncared for: 19



State of Connecticut  
 Department of Children and Families  
 Town Pages  
 State Fiscal Year: 2021

Number of Accepted Reports and allegations to DCF  
 Town: Statewide

Accepted Reports: 25,209

Substantiated Reports: 4,262

Substantiation Rate: 17 %

Allegations	Total	Substantiated	Substantiation Rate
Physical Abuse	4,275	374	9 %
Educational Neglect	6,481	852	13 %
Emotional Neglect	7,685	2,221	29 %
High Risk Newborn	-	-	-
Medical Neglect	1,195	243	20 %
At Risk	-	-	-
Physical Neglect	33,950	7,748	23 %
Sexual Abuse	1,684	535	32 %
Emotional Abuse	1,141	115	10 %
Human_Trafficking	28	<=10	20 - 30 %
Moral Neglect	518	69	13 %
<b>Total Allegations</b>	<b>56,957</b>	<b>12,164</b>	<b>21 %</b>

Children Substantiated as Abuse/Neglect/Uncared for: 5,983

