



Kronos Scheduler: Employee Shift Swap Guide V8.1

Purpose

Part of the process of supporting employee work requests includes tracking when employee trade shifts. Kronos provides an opportunity for employee for requesting to switch shifts with a co-worker. You are asking someone to take your shift and in return you are taking theirs.

Both the Employees and Managers will be notified on this workflow. Only Schedulers or Managers can approve it.

Shift swaps use the following ***criteria and restrictions*** to select employees for the list of names on the request form:

1. Both employees must have the same primary job. Shift swaps do not apply to transfer jobs.
2. Both employees must be qualified to work both jobs.
3. Shifts cannot overlap other shifts scheduled.



Kronos Scheduler: Employee Shift Swap Guide V8.1

Steps to Employee Requesting Shift Swap		Description
<p>1 From the Home Workspace or navigate to My Information workspace, then on My Calendar widget from the related items pane</p>		
<p>2 The first step will be to determine the dates in scope. (i.e. Next Schedule Period or Range of Dates)</p> <p>Shift Swap Requests can be made by selecting the Request Shift Swap Button.</p>		



Kronos Scheduler: Employee Shift Swap Guide V8.1

3 Select the **Start Date** and **Shift Time** that you want to swap.

Tip: To display detailed information, position the cursor over a shift.

In Swap with, select a date and an employee who is assigned a shift that you want to work.

Optionally, you can filter shifts by location or job.

Employee	Date	Start Time	End Time	Duration	Details
Dana W	Fri 7/31	7:00PM	7:30AM	12:30 h	(i)
Essu	Fri 7/31	7:00PM	7:30AM	12:30 h	(i)
Julie E	Fri 7/31	7:00PM	7:30AM	12:30 h	(i)

Note (optional)
Type a note (optional)

Cancel Submit

4 In this case we will choose Dana to swap with. Then click the **Submit** Button

Now we will wait for Dana's response.

You can right click on the request for details

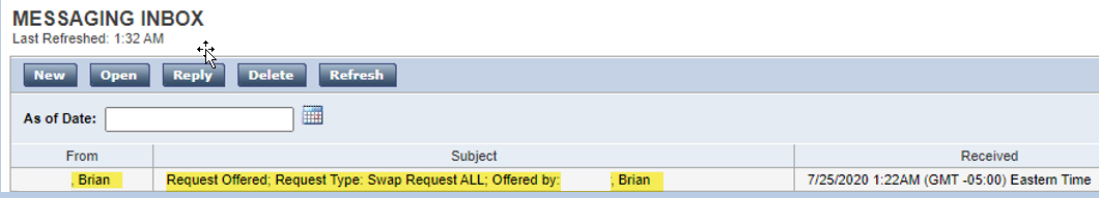
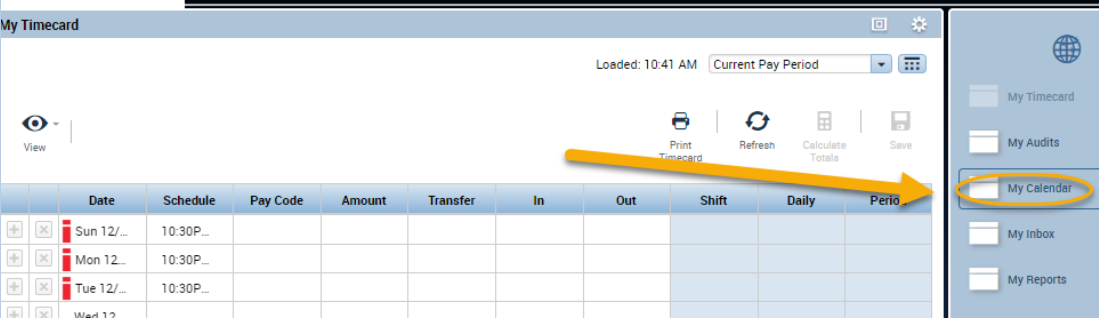
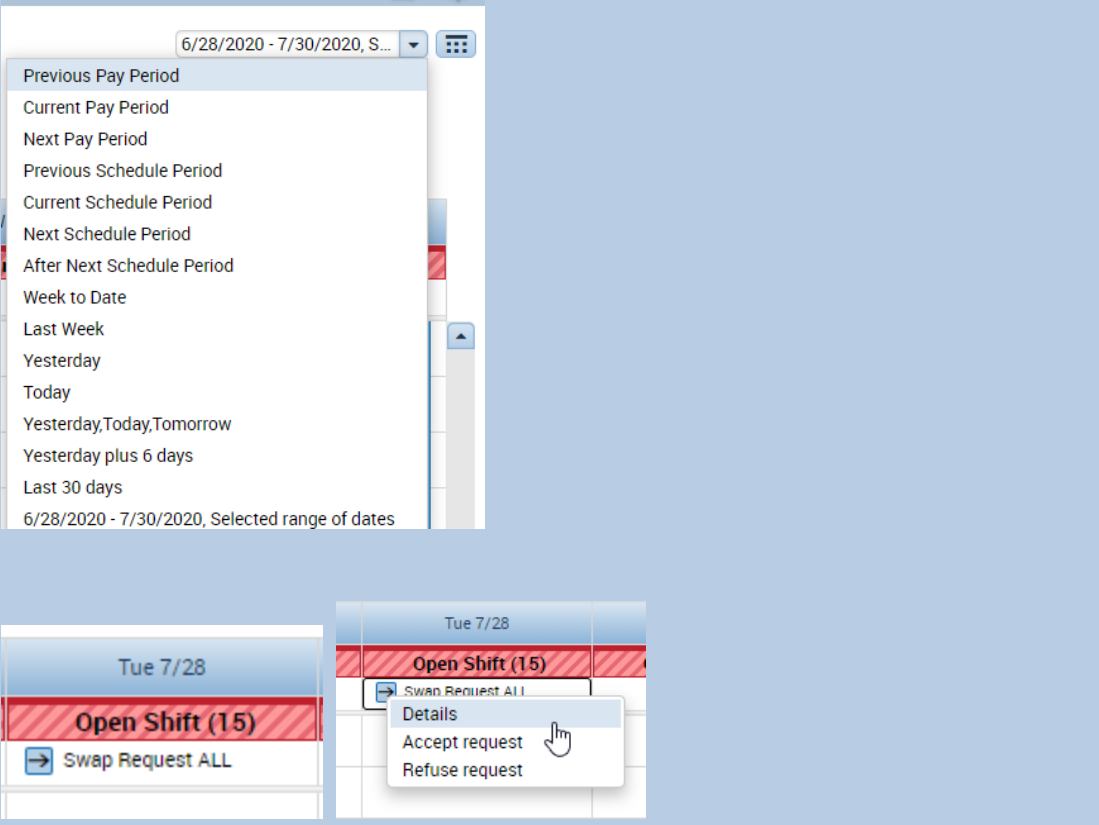
Fri 7/31	Sat 8/01
Open Shift (15)	Open Shift (16)

Swap Request ALL
Details
Cancel

Shows the shift swap request details



Kronos Scheduler: Employee Shift Swap Guide V8.1

Steps to Respond to a Shift Swap Request		Description
<p>1 You may receive an e-mail that reads similar to the screen shot on the right</p>		
<p>2 From the Home Workspace or navigate to My Information workspace, then on My Calendar widget from the related items pane</p>		
<p>3 The first step will be to determine the dates in scope. (i.e. Next Schedule Period or Range of Dates)</p> <p>Locate the Swap on the Calendar. Right click on the Offer for Details</p>		



Kronos Scheduler: Employee Shift Swap Guide V8.1

	<h3>Shift Swap Request Details</h3> <p>Offered: 7/25/2020 - 1:22:48AM Modified by: Brian. @</p> <p>Employee: <input type="text" value="Brian"/> Type: Swap Request ALL Start Date: <input type="text" value="7/28/2020"/> Time: <input type="text" value="7:00PM - 7:30AM"/> Duration: 12:30 h Shift Type: Regular ⓘ</p> <table border="1"><thead><tr><th>Employee</th><th>Date</th><th>Start Time</th><th>End Time</th><th>Duration</th><th>Details</th></tr></thead><tbody><tr><td>, Dana W</td><td>Fri 7/31</td><td>7:00PM</td><td>7:30AM</td><td>12:30 h</td><td>ⓘ</td></tr></tbody></table> <div style="border: 1px solid green; padding: 5px; margin: 5px 0;">Status History<p>Offered: 7/25/2020 - 1:22:48AM Brian.</p></div> <p style="text-align: right;"><input type="button" value="Close"/></p>	Employee	Date	Start Time	End Time	Duration	Details	, Dana W	Fri 7/31	7:00PM	7:30AM	12:30 h	ⓘ
Employee	Date	Start Time	End Time	Duration	Details								
, Dana W	Fri 7/31	7:00PM	7:30AM	12:30 h	ⓘ								
<p>3 Click Accept or Refuse. to send your response to your co-worker and a Scheduler or Manager for approval.</p>	<div style="border: 1px solid gray; padding: 5px; margin-bottom: 10px;"><p>Tue 7/28 Wed</p><p>Open Shift (15) Open S</p><p>Swap Request ALL</p><div style="border: 1px solid gray; padding: 5px; width: fit-content;"><p>Details</p><p>Accept request </p><p>Refuse request</p></div></div> <h3>Accept Shift Swap Request</h3> <p>Offered: 7/25/2020 - 1:22:48AM Modified by: Brian.</p> <p>Employee: Brian Type: Swap Request ALL Start Date: 7/28/2020 Time: 7:00PM - 7:30AM Duration: 12:30 h Shift Type: Regular ⓘ</p> <table border="1"><thead><tr><th>Employee</th><th>Date</th><th>Start Time</th><th>End Time</th><th>Duration</th><th>Details</th></tr></thead><tbody><tr><td>, Dana W</td><td>Fri 7/31</td><td>7:00PM</td><td>7:30AM</td><td>12:30 h</td><td>ⓘ</td></tr></tbody></table> <p>Status History</p> <p>Offered: 7/25/2020 - 1:22:48AM Brian.</p> <p>Note (optional)</p> <div style="border: 1px solid gray; padding: 5px; min-height: 20px;">Type a note (optional)</div> <p style="text-align: right;"><input type="button" value="Cancel"/> <input style="border: 1px solid green;" type="button" value="Accept"/></p>	Employee	Date	Start Time	End Time	Duration	Details	, Dana W	Fri 7/31	7:00PM	7:30AM	12:30 h	ⓘ
Employee	Date	Start Time	End Time	Duration	Details								
, Dana W	Fri 7/31	7:00PM	7:30AM	12:30 h	ⓘ								



Kronos Scheduler: Employee Shift Swap Guide V8.1

4 You can click **Cancel Request** if you want to think it over.

