

HR

Kronos: Read Me

Table of Contents

- ❖ All Relevant Job Aids
- ❖ How to use a Job Aid
- ❖ How to open a Job Aid
 - ❖ CT Time
 - ❖ DCF Kronos
- ❖ Common Issues and Relevant Job Aids

HR Job Aids

Job Aid	Description
Getting Started – Employees	This job aid will help you get started navigating Kronos
My Information	This job aid will walk you through the Kronos My Information tab.
Kronos E-Learning – HR Leave Manager	This walks through the basics of Kronos for HR leave managers.
Kronos E-Learning – Supervisor	This walks through the basics of Kronos for supervisors.
Kronos Mobile -- Supervisor	This job aid helps you use the Kronos mobile app as a supervisor.
Manage My Department	This job aid will help you get started managing a department in Kronos.
Supervisor – Manager Delegation	This job aid will help you delegate manager responsibilities and accept them.
Supervisor – Time Off	This job aid will help you create, edit, and cancel time off requests.
Supervisor – Timecard	This job aid will help you edit employee punches, pay code and also add comments.
HR Leave Manager	This job aid will help you get started with HR in Kronos
Leave	This job aid will help you get started with leave cases in Kronos
Historical Corrections in Kronos	This job aid will help you get started with Historical Corrections in Kronos



Job Aid


Documents that assist employees in accomplishing tasks.

How to use a Job Aids

Practice

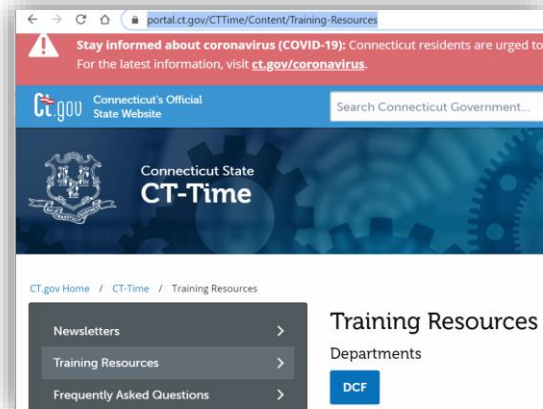
- ❖ Open the Job Aid with material you want to practice, either online or downloaded
- ❖ Open Kronos in a separate browser
- ❖ Follow the job aid step by step and replicate it in your Kronos profile

Review

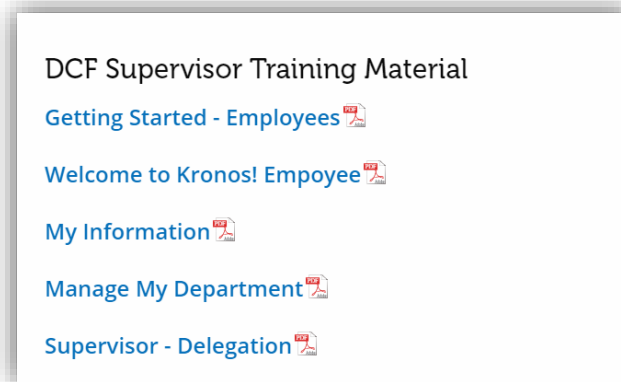
- ❖ Find the Job Aid that pertains to the action you are trying to complete
 - ❖ Read through the Job Aid to refresh your understanding of the task
- 

How to open a Job Aids - CT Time

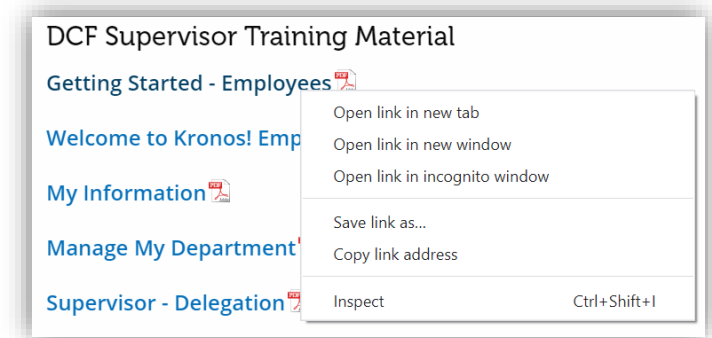
- 1 Navigate to [CT Time Home Page](#)



- 2 Find the Job Aid you are looking for

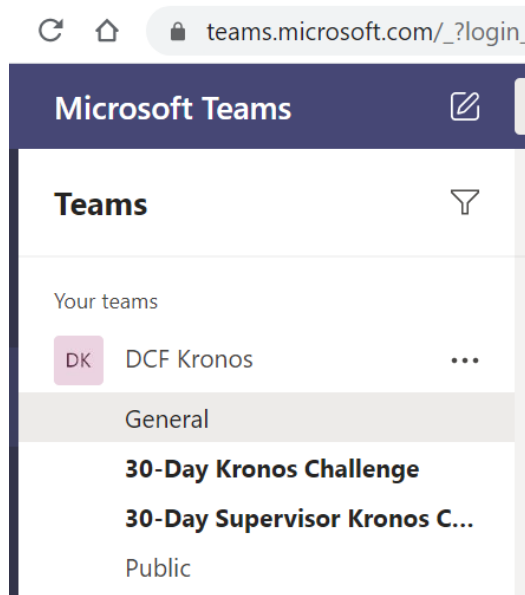


- 3 Click the Job Aid to open the PDF or right click to open the PDF in a new tab

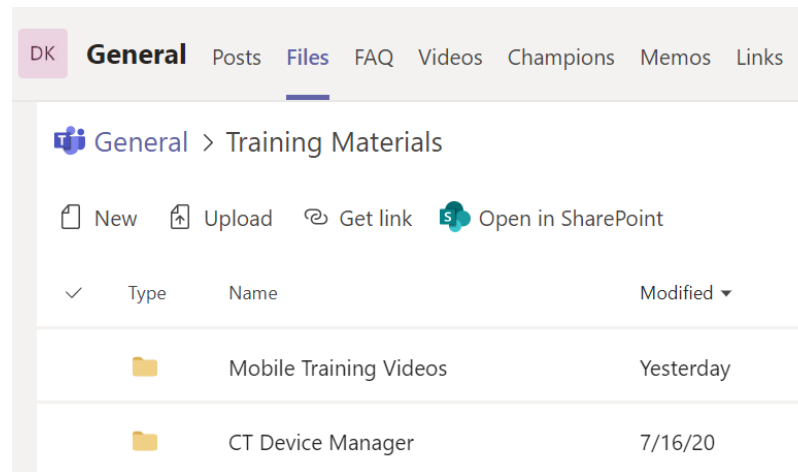


How to open a Job Aids – DCF Kronos

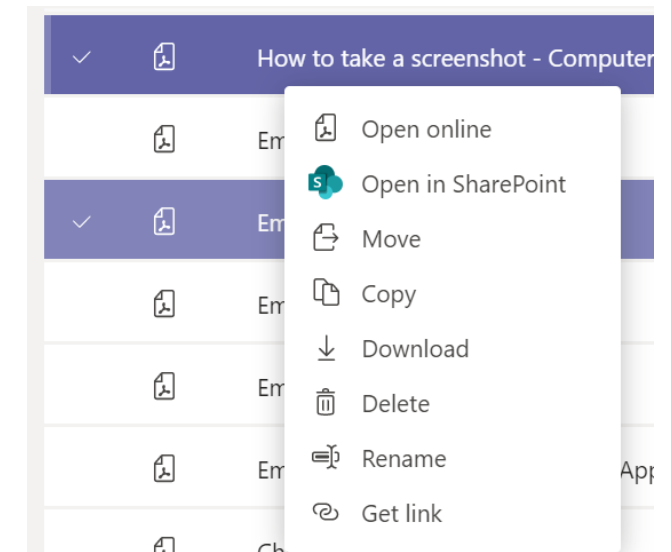
- 1 Navigate to [DCF Kronos General Page](#)



- 2 Find the Job Aid you are looking for



- 3 Click the Job Aid to open the PDF or right click to get the option to open online, download, and more.



Common Issues and Relevant Job Aids

As a supervisor, how do I delegate the authority for another supervisor to approve my unit's timecards when I'm on vacation?

- ❖ [Click here](#) to access the Job Aid on delegation.

How do I enter or revise my employee's schedule?

- ❖ [Click here](#) to access the Job Aid on adding a schedule. Please note: You cannot backdate a schedule. Please start a new schedule pattern on the Friday of the next pay period. For any days before the pay period start date, you can manually enter the schedule on the schedule planner. Please see the Scheduling section of the [Supervisor training](#) for more information.

How do I change my employee's lunch period duration?

- ❖ Email DCF.Kronos@ct.gov to update lunches. Please note: If you do not see an "L" in the pay rule, this indicates that the employee is scheduled for a standard 30 minute lunch. Provide the name of the employee and the lunch period duration that needs to be loaded to this mailbox.

Common Issues and Relevant Job Aids

How do I have employees listed under me incorrectly moved or have employees moved to my unit?

- ❖ Email DCF.Kronos@ct.gov and provide the name of the employee and the name of the supervisor the employee should be moved under.

How do I fix incorrect punches on my timecard?

- ❖ Employees can not fix their own punches. Your supervisor will be able to assist you with correcting punches.

How do I fix incorrect punches on my employee's timecard?

- ❖ Please [click here](#) to view the timecard job aid.

How do I ask for time off?

- ❖ Please [click here](#) to view the time off job aid.

Common Issues and Relevant Job Aids

How do I fix time off requests I've submitted that are incorrect?

- ❖ Please delete the request and submit a new request.

How do I log in using the URL on a desktop or laptop?

- ❖ Click <https://ctgov.kronos.net/wfc/logon>. If you are outside the state network, you will need to enter your email as your username and your Windows password. You will need to authenticate using the State of CT verification process.

When I try to clock in, I am receiving an error message that says “wtk-03299 Cannot make changes in an approved time frame”.

- ❖ You or your supervisor has approved your timecard. Please [Click Here](#) view the approve and remove approval from your timecard Job Aid.