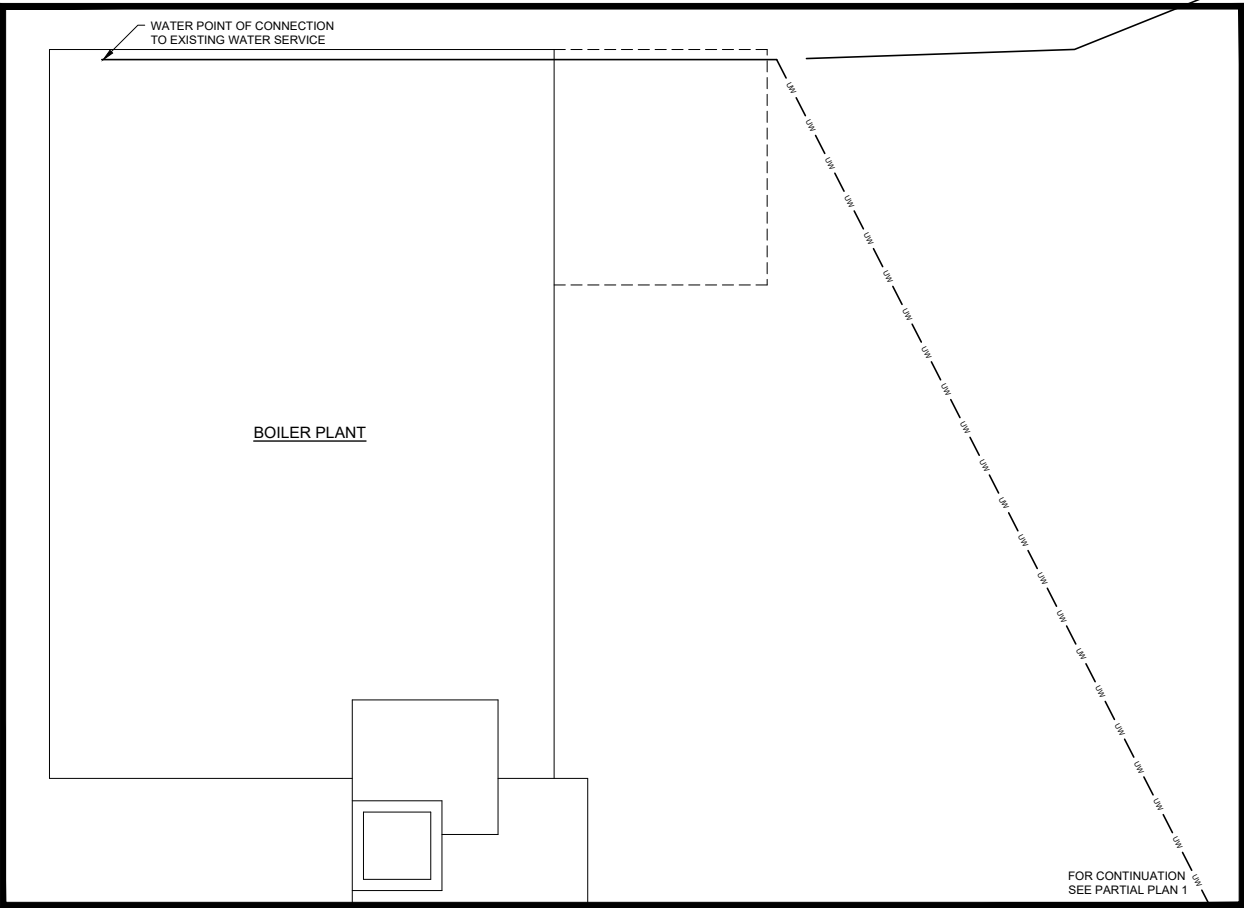
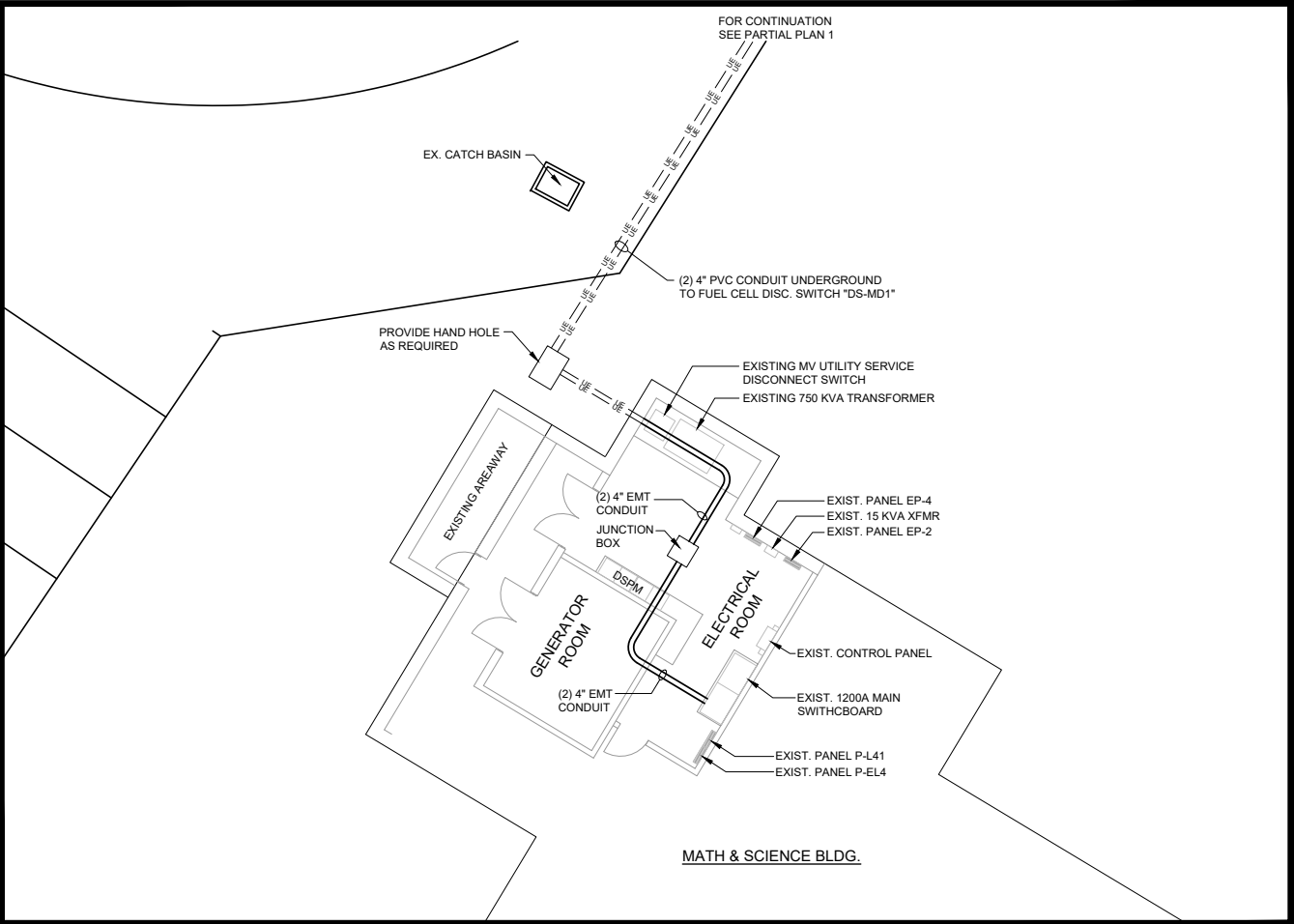


- GENERAL NOTES:**
- CONTRACTOR SHALL VERIFY ALL SITE DIMENSIONS, EASEMENTS, EASEMENT LOCATIONS ETC.
 - CONTRACTOR SHALL HAND DIG IN ALL LOCATIONS WHERE POWER CONDUITS, CONTROL CONDUITS, AND PIPING CROSS THE UNDERGROUND PRIMARY FEEDERS, WATER LINES AND GAS LINES.
 - CONTRACTOR SHALL CONTACT "CALL BEFORE YOU DIG" AND A PRIVATE UTILITY LOCATOR SERVICE PRIOR TO START OF WORK.
 - EXISTING UTILITIES ARE PRESENT ON THIS SITE. CONTRACTOR SHALL EXERCISE EXTREME CAUTION WHEN EXCAVATING AND DIGGING TRENCHES.
 - COORDINATE NEW GAS SERVICE AND GAS METER PAD SIZE AND INSTALLATION REQUIREMENTS WITH EVERSOURCE MANAGER PRIOR TO CONSTRUCTION.
 - PROVIDE UNISTRUT SUPPORT AS REQUIRED FOR ELECTRICAL EQUIPMENT AS REQUIRED.

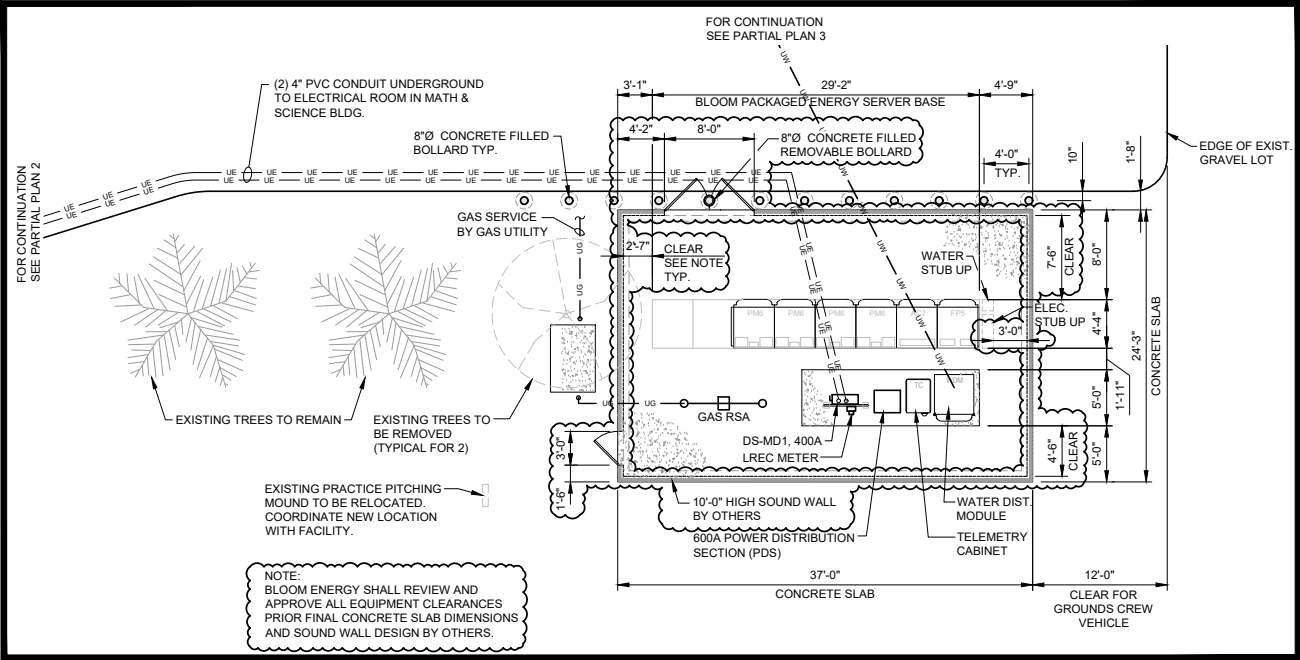
- SITE NOTES:**
- PRIOR TO THE CONTRACTOR SUBMITTING A BID, THE CONTRACTOR MUST VISIT THE SITE TO THOROUGHLY UNDERSTAND / INVESTIGATE THE EXISTING CONDITIONS OF THIS SITE.
 - CONTRACTOR'S PRICE SHALL BE ALL INCLUSIVE FOR SITE DEMOLITION / PREPARATION AND FINAL GRADING AROUND THE FUEL CELL YARD.
 - THE CONTRACTOR SHALL CLEAR AREA OF FUEL CELL YARD AS REQUIRED AND DISPOSE OF ALL ROCKS, SOIL ETC. PROPERLY.
 - THE OVERALL SCOPE IS CLEARLY DEFINED WITHIN THE CONTRACT DRAWINGS TO REFLECT THE INSTALLATION OF THE FUEL CELL, ELECTRICAL EQUIPMENT, AND ANCILLARY FUEL CELL COMPONENTS.
 - THERE ARE NOT ANY PROPOSED CHANGES TO THE EXISTING SITE DRAINAGE.
 - CONTRACTOR SHALL BE RESPONSIBLE TO RE-GRADE AS NECESSARY TO ALLOW FOR LEVEL FUEL CELL AREA AND PROPER DRAINAGE. CONTRACTOR SHALL RE-SEED GRASS IN WORK AREA.



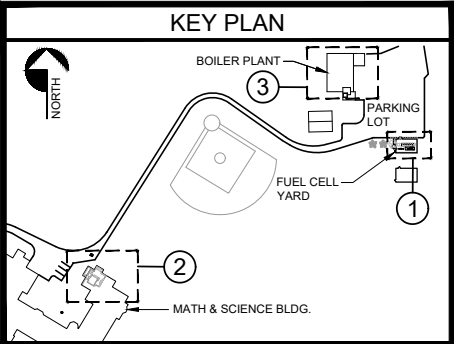
3 PARTIAL PLAN
Scale: 1/8" = 1'-0




2 PARTIAL PLAN
Scale: 1/8" = 1'-0



1 PARTIAL PLAN
Scale: 1/8" = 1'-0



Rev.	Date	Description
C	09/11/24	ADDED SOUND WALL LOCATION
A	07/05/24	ISSUED FOR PRICING / PERMIT



10 White Wood Lane
N. Branford, CT 06471
Phone: (203) 453-8596
Email: info@icdsllc.com

ICDS
Innovative Construction & Design Solutions, LLC

TAFT SCHOOL - MATH & SCIENCE CENTER
110 WOODBURY RD, WATERTOWN CT
FUEL CELL INSTALLATION

GENERAL ARRANGEMENT

Project No.:	Drawn By:
Date:	Design By:
Scale:	Check By:
AS NOTED	DSF

Drawing No.:

GA1.0