


Appendix E: Product Information Sheets

BIPRO

TP6G72M
TP6G72M(H) **144 half-cell**

390 - 415W

bifacial transparent single glass
9BB half-cut mono perc



KEY FEATURES



9BB half-cut cell technology

New circuit design, lower internal current, lower Rs loss



Industry leading high yield

Bifacial PERC cell technology,
5%-25% more yield depends on different conditions



Excellent Anti-PID performance

2 times of industry standard Anti-PID test by TUV SUD



Wider application

No water-permeability and high wear-resistance,
can be widely used in high-humid, windy and dusty area



IP68 junction box

High waterproof level

SYSTEM & PRODUCT CERTIFICATES

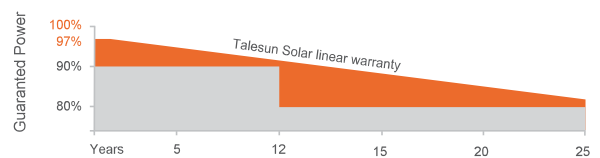
- IEC 61215 / IEC 61730 / UL 1703
- ISO 9001: 2015 Quality Management System
- ISO 14001: 2015 Environment Management System
- ISO 45001: 2018 Occupational Health and Safety Management Systems



PERFORMANCE WARRANTY



- Talesun standard
- Industry standard



ELECTRICAL PARAMETERS

Performance at STC (Power Tolerance 0 ~ +3%)

Maximum Power (Pmax/W)	390	395	400	405	410	415
Operating Voltage (Vmpp/V)	40.8	41.1	41.4	41.7	42.0	42.3
Operating Current (Impp/A)	9.56	9.61	9.67	9.72	9.77	9.82
Open-Circuit Voltage (Voc/V)	48.7	48.9	49.1	49.3	49.5	49.7
Short-Circuit Current (Isc/A)	10.08	10.14	10.20	10.26	10.32	10.38
Module Efficiency ηm(%)	19.06	19.3	19.55	19.79	20.04	20.28

Performance at NMOT

Maximum Power (Pmax/W)	291.5	295.1	298.8	302.4	306.1	309.8
Operating Voltage (Vmpp/V)	38.1	38.3	38.5	38.8	39.0	39.2
Operating Current (Impp/A)	7.65	7.70	7.75	7.80	7.86	7.91
Open-Circuit Voltage (Voc/V)	45.6	45.7	45.9	46.1	46.3	46.4
Short-Circuit Current (Isc/A)	8.13	8.18	8.23	8.27	8.32	8.37

STC: Irradiance 1000W/m², Cell Temperature 25°C, Air Mass AM1.5 NMOT: Irradiance at 800W/m², Ambient Temperature 20°C, Air Mass AM1.5, Wind Speed 1m/s

Electrical characteristics with different rear side power gain (refer to 400W front)

Pmax gain	Pmax/W	Vmpp/V	Impp/A	Voc/V	Isc/A
5%	420	41.4	10.14	49.1	10.71
10%	440	41.4	10.63	49.1	11.22
15%	460	41.4	11.11	49.1	11.73
20%	480	41.4	11.59	49.1	12.24
25%	500	41.4	12.08	49.1	12.75

MECHANICAL SPECIFICATION

Cell Type	Half-cell 9 busbar
Cell Dimensions	158.75*158.75mm (6inches)
Cell Arrangement	144 (6*24)
Weight	23.5kg (51.8lbs)
Module Dimensions	2030*1008*35mm (79.72*39.68*1.38inches)
Cable Length (Portrait)	(+)-300mm (11.81inches) / (-)-300mm (11.81inches)
Cable Length (Landscape)	(+)-1200mm (47.24inches) / (-)-1200mm (47.24inches)
Cable Cross Section Size	4mm ² (0.006inches ²)
Front Glass	3.2mm High Transmission, Tempered Glass
No. of Bypass Diodes	3/6
Packing Configuration(1)	31pcs/carton, 682pcs/40hq
Packing Configuration(2)	31+3pcs/carton, 715pcs/40hq
Frame	Anodized Aluminium Alloy
Junction Box	IP68

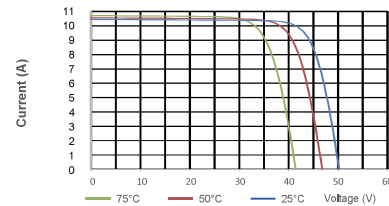
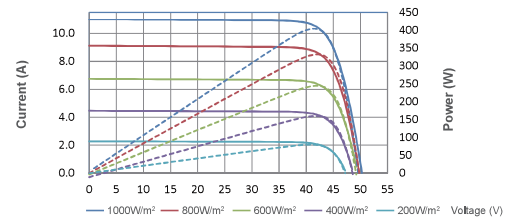
OPERATING CONDITIONS

Maximun System Voltage	1000V/1500V/DC(IEC)
Operating Temperature	-40°C ~ +85°C
Maximun Series Fuse	20A
Static Loading	5400pa
Conductivity at Ground	≤0.1Ω
Safety Class	II
Resistance	≥100MΩ
Connector	MC4 Compatible
Backside Output Ratio*	60% - 80%
*Under STC: Backside Output Ratio = P _{max(rear)} / P _{max(front)}	

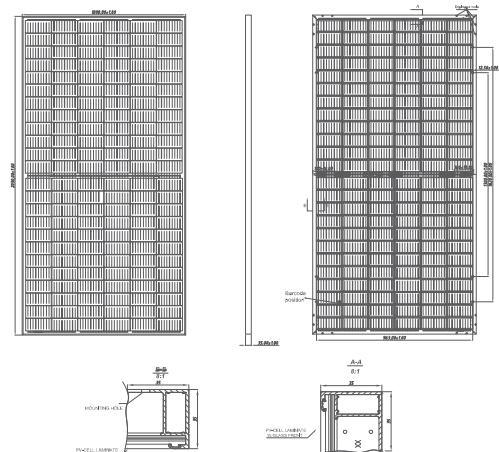
TEMPERATURE COEFFICIENT

Temperature Coefficient Pmax	-0.36%/°C
Temperature Coefficient Voc	-0.26%/°C
Temperature Coefficient Isc	+0.043%/°C
NMOT	42±2°C

I-V CURVE



TECHNICAL DRAWINGS



TDP™ 2.0 TURNKEY SOLAR TRACKER With *BalanceTrac*

™ TDP is a trademark of Solar FlexRack

Tough, Reliable Tracker & Team of Experts at Your Service



Solar FlexRack's new TDP 2.0 Turnkey Solar Tracker with complete project support services for commercial and utility-scale solar installations introduces an advanced design featuring new *BalanceTrac*. This next-generation technology enables solar power plants to increase energy yield while significantly reducing project risks. That translates to smart installation cost-savings across your project budget.

The Only Tracker Solution with:

- Full Design
- Installation
- Commissioning Services

Increased Energy Yield

TDP 2.0 with new *BalanceTrac* is efficiently designed to support more modules per row, a rotational range of up to 110°, and is compatible with 1,000 and 1500V modules. These key features enable significant energy production gains in solar power plants.

Greater Adjustability To Maximize Performance

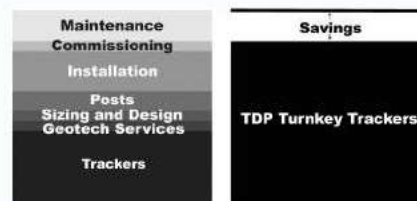
TDP 2.0 Tracker has up to a 10% slope tolerance that can eliminate the need to level land. Independently driven rows provide easy access for mowing, cleaning and maintenance. Autonomous tables increase design flexibility to maximize ground coverage on irregular and non-adjacent lots. Programmable granular backtracking, snow shedding and new wind damper technology mitigate inclement climatic events and reduce risk of tracker damage. All of these features compound to increase system performance.

Installations Fly with Solar FlexRack

No special equipment or additional steps are required to square your racking. The proprietary design allows modules to easily slide into place, accelerating the process, and reducing installation time.

Complete Support Services Reduce Project Risks And Costs

A tracker solution that comes with all the critical associated support services and an unmatched team of experts that will significantly reduce your risks and project costs. Project management is simplified, redundancies are eliminated, and you have one highly-experienced supplier-instead of many.



Increased Yield & Reduced Costs

- More modules per row (up to 90)
- Rotational range of up to 110° (±55°)
- Optimized for 1,000 & 1,500V modules
- Lower per-unit fixed costs for balance of system savings
- Allows shorter piles
- Programmable technology to mitigate inclement climatic conditions
- installations fly with no prying, adjusting or special tools
- Built to last, the robust design reduces amount of tracker components and wear
- Autonomous tables increase design flexibility to maximize land use
- Smart backtracking reduces row shading to optimize energy production
- Independently driven rows provide easy access for mowing, cleaning and other maintenance

TDP™ 2.0 Turnkey Solar Tracker with *BalanceTrac*

TESTING

Rain, wind, sleet, snow, heat – every day and everywhere, our products are battling the elements.

We perform ongoing extensive testing in these key areas: wind tunnel, structural load, electrical bonding, and life cycle.

Solar FlexRack trackers also undergo wind tunnel testing performed by RWDI, per American Society Of Civil Engineers Standard ASCE 7.

UL COMPLIANCE

All Solar FlexRack systems have gone through UL testing.

Each component-connection point within the system conforms to NEC codes for electrically bonded and conductive systems.

Testing is performed by TUV Rheinland in accordance with UL 2703.

Certification covers both United States and Canada.

Find out more about Solar FlexRack product reliability and testing at <http://solarflexrack.com/products/testing>



Learn more about our Preferred Installer Program: <http://solarflexrack.com/resources/preferred-installer-program/>

TRACKING	
Tracking method	Single-axis horizontal, distributed drive
Backtracking	Smart backtracking - customized to terrain for maximum production
Tracking range	Up to 110° (± 55°)
Ground coverage ratio (GCR)	Configurable (0.33 to 0.50)
Tracking accuracy	2°
Stow Angle	Configurable

ARRAY CONFIGURATION	
Panels per tracker	Up to 90
Trackers per controller	1
String voltage	Up to 1,500 Volts
Panel configurations	1 in portrait (crystalline) 2 in landscape (crystalline) 4 in landscape (thin film)
Drive type	Slew 24 Volts dc

OPERATIONS & MAINTENANCE	
Scheduled maintenance	None
Warranty	10 Years: Structural and Controllers 5 Years: Drives and Electrical
Certifications	UL 2703
Dynamic load management	Limited progressive damping technology
Snow management	Programmable snow shedding

INSTALLATION & TOLERANCES	
North-south slope tolerance	Up to 10%
North-south post spacing	± 1.5 inches
East-west post alignment	± 0.625 inches
Post height	± 1 inch
Post plumb	± 1°
Post twist	± 2°
Tube twist	± 2°

CONSTRUCTION	
Structural materials	Hot dip galvanized steel
Bearings	UV-rated engineering plastic, no lubrication needed
Mechanical connections	Bolted - no welding, drilling or cutting required

CONTROL SYSTEM	
Data feed	Ethernet, Zigbee, SCADA
Power consumption	31 kWh per tracker per year

ENVIRONMENTAL	
Operating temperature	-30 °C to +60 °C
Wind Stow	105 mph (Up to 130 mph) 35 mph
Snow load	10 psf (standard) Higher snow load available upon request



TDP 2.0 TURNKEY SOLAR TRACKER With *BalanceTrac*

Support Services

- ✓ Geotechnical Services
- ✓ Structural Analysis
- ✓ Layout & Design
- ✓ Foundation Design Services
- ✓ Post Driving
- ✓ Pull Testing
- ✓ Tracking System Installation
- ✓ Visual Inspection of Trackers
- ✓ Preferred Installer Network
- ✓ Post, Rack & Module Installation
- ✓ Configuration of Tracker Controls
- ✓ Configuration of Network Controls
- ✓ Project Management
- ✓ PE Stamp
- ✓ Onsite Training
- ✓ Commissioning
- ✓ Remote Data Monitoring & Reporting

Over 2.0 Gigawatts of Solar FlexRack Installed

Solar FlexRack, a division of Northern States Metals, is an integrated solar company that offers custom-designed, fixed tilt ground mount and single-axis solar tracking systems in the commercial, community solar and utility-scale solar mounting industries. Solar FlexRack offers full turnkey packages including engineering, geotechnical, pullout testing, field, layout, and installation services to address the actual site conditions of an installation and provide a full scope of services from design to delivery and installation. Solar FlexRack has completed over 2 GW of solar racking installations in 40 states across America and five countries globally.

For more information on Solar FlexRack visit: www.solarflexrack.com



BIFACIAL DUAL GLASS MONOCRYSTALLINE MODULE

PRODUCT: **TSM-DEG19C.20**

PRODUCT RANGE: **525-550W**

550W+

MAXIMUM POWER OUTPUT

0~+5W

POSITIVE POWER TOLERANCE

21.0%

MAXIMUM EFFICIENCY



High customer value

- Lower LCOE (Levelized Cost Of Energy), reduced BOS (Balance of System) cost, shorter payback time
- Lowest guaranteed first year and annual degradation
- Designed for compatibility with existing mainstream system components
- High return on Investment



High power up to 550W

- Up to 21.0% module efficiency with high density interconnect technology
- Multi-busbar technology for better light trapping effect, lower series resistance and improved current collection



High reliability

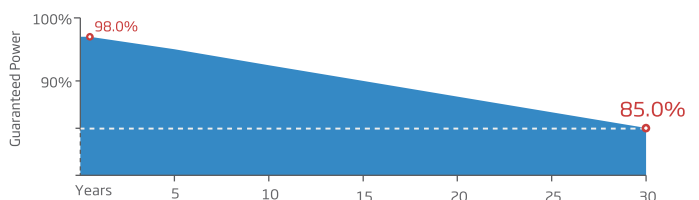
- Minimized micro-cracks with innovative non-destructive cutting technology
- Ensured PID resistance through cell process and module material control
- Resistant to harsh environments such as salt, ammonia, sand, high temperature and high humidity areas
- Mechanical performance up to 5400 Pa positive load and 2400 Pa negative load



High energy yield

- Excellent IAM (Incident Angle Modifier) and low irradiation performance, validated by 3rd party certifications
- The unique design provides optimized energy production under inter-row shading conditions
- Lower temperature coefficient (-0.34%) and operating temperature
- Up to 25% additional power gain from back side depending on albedo

Trina Solar's Vertex Bifacial Dual Glass Performance Warranty

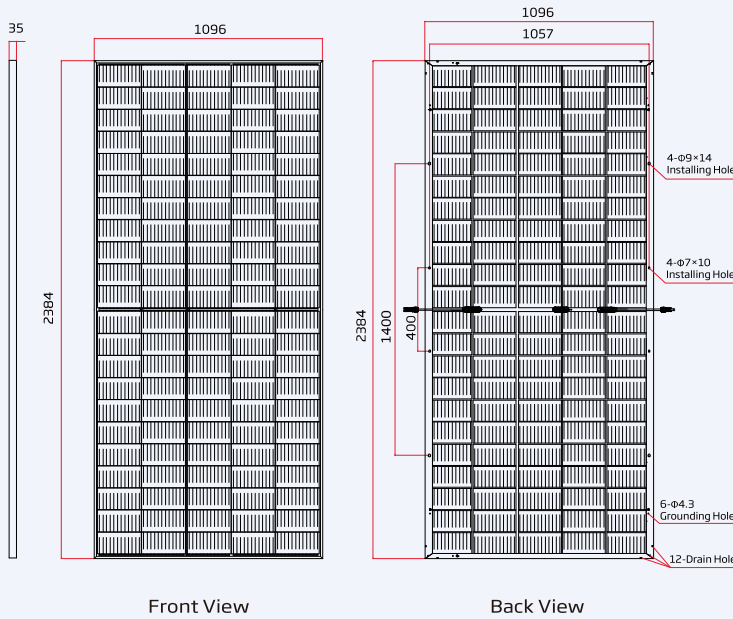
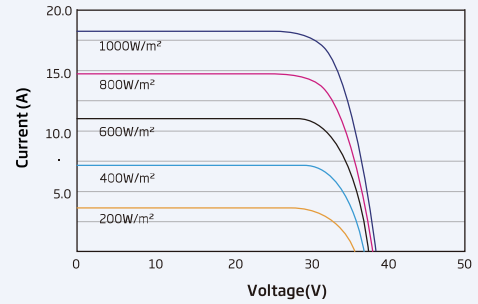
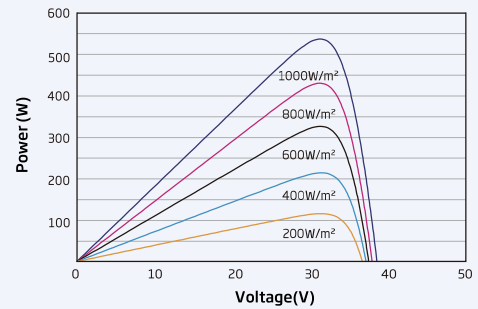


Comprehensive Products and System Certificates



IEC61215/IEC61730/IEC61701/IEC62716/UL61730
 ISO 9001: Quality Management System
 ISO 14001: Environmental Management System
 ISO14064: Greenhouse Gases Emissions Verification
 ISO45001: Occupational Health and Safety Management System



DIMENSIONS OF PV MODULE(mm)

I-V CURVES OF PV MODULE (540 W)

P-V CURVES OF PV MODULE(540 W)

ELECTRICAL DATA (STC)

Peak Power Watts -P _{MAX} (Wp)*	525	530	535	540	545	550
Power Tolerance -P _{MAX} (W)	0 ~ +5					
Maximum Power Voltage -V _{MPP} (V)	30.8	31.0	31.2	31.4	31.6	31.8
Maximum Power Current -I _{MPP} (A)	17.04	17.11	17.16	17.21	17.24	17.29
Open Circuit Voltage -V _{OC} (V)	37.1	37.3	37.5	37.7	37.9	38.1
Short Circuit Current -I _{SC} (A)	18.14	18.19	18.24	18.30	18.35	18.39
Module Efficiency η_m (%)	20.1	20.3	20.5	20.7	20.9	21.0

 STC: Irradiance 1000W/m², Cell Temperature 25°C, Air Mass AM1.5. *Measuring tolerance: ±3%.

Electrical characteristics with different power bin (reference to 10% Irradiance ratio)**

Total Equivalent power -P _{MAX} (Wp)	562	567	573	578	583	589
Maximum Power Voltage -V _{MPP} (V)	30.8	31.0	31.2	31.4	31.6	31.8
Maximum Power Current -I _{MPP} (A)	18.23	18.31	18.36	18.41	18.45	18.50
Open Circuit Voltage -V _{OC} (V)	37.1	37.3	37.5	37.7	37.9	38.1
Short Circuit Current -I _{SC} (A)	19.41	19.46	19.52	19.58	19.63	19.68
Irradiance ratio (rear/front)	10%					

Power Bifaciality: 70±5%.

ELECTRICAL DATA (NOCT)

Maximum Power -P _{MAX} (Wp)	398	401	405	409	413	416
Maximum Power Voltage -V _{MPP} (V)	28.6	28.8	29.0	29.2	29.4	29.5
Maximum Power Current -I _{MPP} (A)	13.88	13.93	13.97	14.02	14.08	14.10
Open Circuit Voltage -V _{OC} (V)	35.0	35.1	35.3	35.5	35.7	35.9
Short Circuit Current -I _{SC} (A)	14.62	14.66	14.70	14.75	14.79	14.82

 NOCT: Irradiance at 800W/m², Ambient Temperature 20°C, Wind Speed 1m/s.

MECHANICAL DATA

Solar Cells	Monocrystalline 210mm PERC
No. of cells	110 cells
Module Dimensions	2384×1096×35 mm (93.86×43.15×1.38 inches)
Weight	32.6 kg (71.9 lb)
Front Glass	2.0 mm (0.08 inches), High Transmission, AR Coated Heat Strengthened Glass
Encapsulant material	EVA/POE
Back Glass	2.0 mm (0.08 inches), Heat Strengthened Glass (White Grid Glass)
Frame	35mm (1.38 inches) Anodized Aluminium Alloy
J-Box	IP 68 rated
Cables	Photovoltaic Technology Cable 4,0mm ² (0,006 inches ²), Portrait: 280/280 mm (11.02/11.02 inches) Landscape: 1400/1400 mm (55.12/55.12 inches)
Connector	Trina TS4*/MC4 EV02

*Please specify connector on your order

TEMPERATURE RATINGS

NOCT (Nominal Operating Cell Temperature)	43°C (±2°C)
Temperature Coefficient of P _{MAX}	-0.34%/°C
Temperature Coefficient of V _{OC}	-0.25%/°C
Temperature Coefficient of I _{SC}	0.04%/°C

MAXIMUM RATINGS

Operational Temperature	-40~+85°C
Maximum System Voltage	1500V DC (IEC)
	1500V DC (UL)
Max Series Fuse Rating	35A

WARRANTY

12 year Product Workmanship Warranty
30 year Power Warranty
2% first year degradation
0.45% Annual Power Attenuation

(Please refer to product warranty for details)

PACKAGING CONFIGURATION

Modules per box: 31 pieces
Modules per 40' container: 527 pieces

** Back-side power gain varies depending upon the specific project albedo

SG125HV

String Inverter for 1500 Vdc System



HIGH YIELD

- Patented five-level topology, max. efficiency 98.9 %, European efficiency 98.7 %, CEC efficiency 98.5 %
- Full power operation without derating at 50 °C
- Patented anti-PID function

EASY O&M

- Virtual central solution, easy for O&M
- Compact design and light weight for easy installation

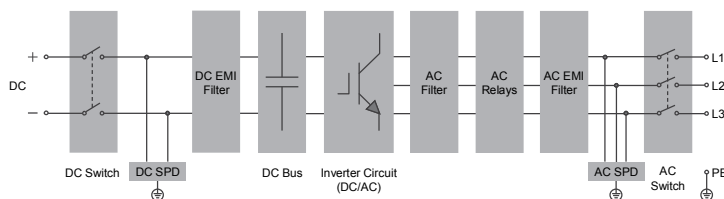
SAVED INVESTMENT

- DC 1500V, AC 600V, low system initial investment
- 1 to 5MW power block design for lower AC transformer and labor cost
- Max.DC/AC ratio up to 1.5

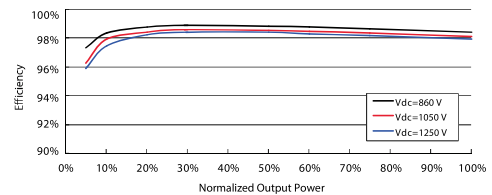
GRID SUPPORT

- Compliance with both IEC and UL safety, EMC and grid support regulations
- Low/High voltage ride through(L/HVRT)
- Active & reactive power control and power ramp rate control

CIRCUIT DIAGRAM



EFFICIENCY CURVE



Type designation	SG125HV
Input (DC)	
Max. PV input voltage	1500 V
Min. PV input voltage / Start-up input voltage	860 V / 920 V
Nominal PV input voltage	1050 V
MPP voltage range	860 – 1450 V
MPP voltage range for nominal power	860 – 1250 V
No. of independent MPP inputs	1
No. of DC inputs	1
Max. PV input current	148 A
Max. DC short-circuit current	250 A
Output (AC)	
AC output power	125 kVA @ 50 °C
Max. AC output current	120 A
Nominal AC voltage	3 / PE, 600 V
AC voltage range	480 – 690 V
Nominal grid frequency / Grid frequency range	50 Hz / 45 – 55 Hz, 60 Hz / 55 – 65 Hz
THD	< 3 % (at nominal power)
DC current injection	< 0.5 % I _n
Power factor at nominal power / Adjustable power factor	> 0.99 / 0.8 leading - 0.8 lagging
Feed-in phases / connection phases	3 / 3
Efficiency	
Max. efficiency / European efficiency	98.9% / 98.7%
CEC efficiency	98.5%
Protection	
DC reverse connection protection	Yes
AC short-circuit protection	Yes
Leakage current protection	Yes
Grid monitoring	Yes
DC switch	Yes
AC switch	Yes
Q at night function	optional
Anti-PID function	Yes
Overvoltage protection	DC Type II / AC Type II
General Data	
Dimensions (W*H*D)	670*902*296 mm 26.4"*35.5"*11.7"
Weight	76 kg 167.5 lb
Isolation method	Transformerless
Degree of protection	IP 65 NEMA 4X
Night power consumption	< 4 W
Operating ambient temperature range	-30 to 60 °C (> 50 °C derating) -22 to 140 °F (> 122 °F derating)
Allowable relative humidity range (non-condensing)	0 – 100 %
Cooling method	Smart forced air cooling
Max. operating altitude	4000 m (> 3000 m derating) 13123 ft (> 9843 ft derating)
Display / Communication	LED, Bluetooth+APP / RS485
DC connection type	OT or DT terminal (Max. 185 mm ² 350 Kcmil)
AC connection type	OT or DT terminal (Max. 185 mm ² 350 Kcmil)
Compliance	UL1741, UL1741SA, IEEEl547, IEEEl547.1, CSA C22.2 107.1-01-2001, FCC Part15 Sub-part B Class A Limits, California Rule 21, IEC 62109-1/-2, IEC 61000-6-2/-4, IEC 61727, IEC62116, BDEW, EN50549,VDE-AR-N 4110:2018, VDE-AR-N 4120:2018, UNE 206007-1:2013, P.O.12.3, UTE C15-712-1:2013, CEI 0-16:2017, IEC 61683, PEA, NTCO
Grid Support	LVRT, HVRT, ZVRT, active & reactive power regulation, PF control, soft start/ stop



SGS



中国认可
检测
TESTING
CNAS L0599

Test Report

REPORT No.: SHE21-01442/1 DATE RECEIVED: 2021/02/24

ATTENTION: Ya XIAO ANALYSIS DATE : 2021/02/24~2021/03/10

CUSTOMER: Trina Solar Co., Ltd. DATE REPORTED: 2021/03/10

No.2 TianHe Road, Trina PV Industrial Park, New District, Changzhou City, Jiangsu Province 213031

SAMPLE (S): Solid waste (1)

REFERENCE: -

REMARKS

- 1.The results apply to the sample(s) as received
- 2.The report is translated from SHE21-01442.

Edited by: 周敏
Min ZHOU

Reviewed by: 孟俊
Jun MENG

Approved by: 王礼捷
Honglou WANG



Unless otherwise agreed in writing, this document is issued by the Company subject to its General Conditions of Service printed overleaf, available on request or accessible at <http://www.sgs.com/en/Terms-and-Conditions.aspx> and, for electronic format documents, subject to Terms and Conditions for Electronic Documents at <http://www.sgs.com/en/Terms-and-Conditions/Terms-e-Documents.aspx>. Attention is drawn to the limitation of liability, indemnification and jurisdiction issues defined therein. Any holder of this document is advised that information contained hereon reflects the Company's findings at the time of its intervention only and within the limits of Client's instructions, if any. The Company's sole responsibility is to its Client and this document does not exonerate parties to a transaction from exercising all their rights and obligations under the transaction documents. This document cannot be reproduced except in full, without prior written approval of the Company. Any unauthorized alteration, forgery or falsification of the content or appearance of this document is unlawful and offenders may be prosecuted to the fullest extent of the law. Unless otherwise stated the results shown in this test report refer only to the sample(s) tested and such sample(s) are retained for 30 days only.

Attention: To check the authenticity of testing/inspection report & certificate, please contact us at telephone: (86-755) 8307 1443, or email: CN_Brocheck@sgs.com

3rd Building, No.889 Yeshan Road, Xuhui District, Shanghai, China 200233 | (86-21) 61072828 | (86-21) 61152164 | www.sgs.com
 中国·上海·徐汇区宜山路889号3号楼 邮编: 200233 | (86-21) 61072828 | (86-21) 61152164 | sgs.china@sgs.com



Statement

1. The test report is invalid without the official seal of the laboratory.
2. This test report cannot be reproduced in any way, except in full content, without prior approval in writing by the laboratory.
3. The test report is invalid without the signature of the compiler, the checker and the approver
4. The test report is invalid if altered.
5. The test report has been drafted in Chinese and translated into English (if applicable) for convenience only. In the event of discrepancy, the Chinese version shall prevail.
6. Should you have any queries or objection to the test report, please contact us within 10 days after receiving the report.

Legend

NA The sample was not analysed for this analyte

↑ Detection limit raised

↓ Detection limit lowered

ND Not Detected



INORGANIC & ORGANIC ANALYSIS

Report No.: SHE21-01442/1

Customer Reference: -

Lab ID	SHE21-01442.001
Customer ID	TSM-530DEG19C.20
Order No	SHES2102003321TX
Serial No	A08210100400137
Date Received	2021/02/24

TCLP ITEM	METHOD	MDL	UNIT	Limit	Solid waste
Arsenic (As)	USEPA 200.8-1994	0.050	mg/L	≤5	<0.050
Barium (Ba)	USEPA 200.8-1994	0.010	mg/L	≤100	0.195
Cadmium (Cd)	USEPA 200.8-1994	0.001	mg/L	≤1	<0.001
Chromium (Cr)	USEPA 200.8-1994	0.010	mg/L	≤5	<0.010
Lead (Pb)	USEPA 200.8-1994	0.010	mg/L	≤5	<0.010
Selenium (Se)	USEPA 200.8-1994	0.050	mg/L	≤1	<0.050
Silver (Ag)	USEPA 200.8-1994	0.010	mg/L	≤5	<0.010
Mercury (Hg)	USEPA 7473-2007	0.005	mg/L	≤0.2	<0.005
2,4-D	USEPA 8151A-1996	0.0005	mg/L	≤10	<0.0005
2,4,5-TP (Silvex, Fenopop)	USEPA 8151A-1996	0.0005	mg/L	≤1	<0.0005
Benzene	USEPA 8260D-2018	0.0005	mg/L	≤0.5	<0.0005
Carbon tetrachloride	USEPA 8260D-2018	0.0005	mg/L	≤0.5	<0.0005
Chlorobenzene	USEPA 8260D-2018	0.0005	mg/L	≤100	<0.0005
Chloroform	USEPA 8260D-2018	0.0005	mg/L	≤6	<0.0005
1,4-Dichlorobenzene	USEPA 8260D-2018	0.0005	mg/L	≤7.5	<0.0005
1,2-Dichloroethane	USEPA 8260D-2018	0.0005	mg/L	≤0.5	<0.0005
1,1-Dichloroethene	USEPA 8260D-2018	0.0005	mg/L	≤0.7	<0.0005
2-butanone(MEK)	USEPA 8260D-2018	0.020	mg/L	≤200	<0.020
Tetrachloroethene	USEPA 8260D-2018	0.0005	mg/L	≤0.7	<0.0005
Trichloroethene	USEPA 8260D-2018	0.0005	mg/L	≤0.5	<0.0005
Vinyl chloride	USEPA 8260D-2018	0.0005	mg/L	≤0.2	<0.0005
2,4-Dinitrotoluene	USEPA 8270E-2018	0.0005	mg/L	≤0.13	<0.0005
Hexachlorobenzene	USEPA 8270E-2018	0.0005	mg/L	≤0.13	<0.0005
Hexachlorobutadiene	USEPA 8270E-2018	0.0005	mg/L	≤0.5	<0.0005



Unless otherwise agreed in writing, this document is issued by the Company subject to its General Conditions of Service printed overleaf, available on request or accessible at <http://www.sgs.com/en/Terms-and-Conditions.aspx> and, for electronic format documents, subject to Terms and Conditions for Electronic Documents at <http://www.sgs.com/en/Terms-and-Conditions/Terms-e-Document.aspx>. Attention is drawn to the limitation of liability, indemnification and jurisdiction issues defined therein. Any holder of this document is advised that information contained hereon reflects the Company's findings at the time of its intervention only and within the limits of Client's instructions, if any. The Company's sole responsibility is to its Client and this document does not exonerate parties to a transaction from exercising all their rights and obligations under the transaction documents. This document cannot be reproduced except in full, without prior written approval of the Company. Any unauthorized alteration, forgery or falsification of the content or appearance of this document is unlawful and offenders may be prosecuted to the fullest extent of the law. Unless otherwise stated the results shown in this test report refer only to the sample(s) tested and such sample(s) are retained for 30 days only. (36-755) 8307 1443, or email: CN.Director@sgs.com

3rd Building, No.889 Yehan Road, Xuhui District, Shanghai, China 200233 | (86-21) 61072828 | (86-21) 61152164 | www.sgs.com
 中国·上海·徐汇区宜山路889号3号楼 邮编: 200233 | (86-21) 61072828 | (86-21) 61152164 | sgs.china@sgs.com

INORGANIC & ORGANIC ANALYSIS

Report No.: SHE21-01442/1

Customer Reference: -

Lab ID	SHE21-01442.001
Customer ID	TSM-530DEG19C.20
Order No	SHES2102003321TX
Serial No	A08210100400137
Date Received	2021/02/24

TCLP ITEM	METHOD	MDL	UNIT	Limit	Solid waste
Hexachloroethane	USEPA 8270E-2018	0.0005	mg/L	≤3	<0.0005
Nitrobenzene	USEPA 8270E-2018	0.0005	mg/L	≤2	<0.0005
Pentachlorophenol	USEPA 8270E-2018	0.0025	mg/L	≤100	<0.0025
Pyridine	USEPA 8270E-2018	0.002	mg/L	≤5.0	<0.002
2,4,5-Trichlorophenol	USEPA 8270E-2018	0.0005	mg/L	≤400	<0.0005
2,4,6-Trichlorophenol	USEPA 8270E-2018	0.0005	mg/L	≤2	<0.0005
Methylphenol	USEPA 8270E-2018	0.001	mg/L	≤200	<0.001
2-Methylphenol	USEPA 8270E-2018	0.0005	mg/L	≤200	<0.0005
3&4-Methylphenol	USEPA 8270E-2018	0.0005	mg/L	≤200	<0.0005
Endrin	USEPA 8270E-2018	0.0005	mg/L	≤0.02	<0.0005
γ-BHC	USEPA 8270E-2018	0.0005	mg/L	≤0.4	<0.0005
Toxaphene	USEPA 8270E-2018	0.050	mg/L	≤0.5	<0.050
Methoxychlor	USEPA 8270E-2018	0.0005	mg/L	≤10	<0.0005
Heptachlor	USEPA 8270E-2018	0.0005	mg/L	≤0.008	<0.0005
Chlordane(Total)	USEPA 8270E-2018	0.001	mg/L	≤0.03	<0.001

Remark:

- 1.Preparative method:USEPA1311-1992(Toxicity Characteristic Leaching Procedure)
- 2.The Limits comes from CFR(code of federal regulations) title 40 part 261.24.



Method List

USEPA 200.8-1994 Metals ICP-MS
 USEPA 7473-2007 Metals-Hg
 USEPA 8151A-1996 Acid Herbicides in Water by GC-MS
 USEPA 8260D-2018 VOCs
 USEPA 8270E-2018 SVOCs

Equipment Information

Method:USEPA 200.8-1994

Equipment Name	Model	Equipment Number	Serial Number
ICP-MS	Agilent 7900	CHEM-998	JP16311502

Method:USEPA 7473-2007

Equipment Name	Model	Equipment Number	Serial Number
Hg analyzer	Milestone DMA-80	CHEM-958	16041979

Method:USEPA 8151A-1996

Equipment Name	Model	Equipment Number	Serial Number
GC-MS	Agilent 7890A/5975C	CHEM-ENV085	CN12371032/US12362A17

Method:USEPA 8260D-2018

Equipment Name	Model	Equipment Number	Serial Number
PT-GC-MS	AQUATEk100&Agilent7890B/5975A	CHEM-937	US15240014/CN15423234/US1541L452

Method:USEPA 8270E-2018

Equipment Name	Model	Equipment Number	Serial Number
GC-MS	Agilent 7890B/5977B	CHEM-1175	CN18293008/US1824R018

Method:USEPA 8270E-2018

Equipment Name	Model	Equipment Number	Serial Number
GC-MS	Agilent 7890B/5977B	CHEM-1175	CN18293008/US1824R018



Unless otherwise agreed in writing, this document is issued by the Company subject to its General Conditions of Service printed overleaf, available on request or accessible at <http://www.sgs.com/en/Terms-and-Conditions.aspx> and, for electronic format documents, subject to Terms and Conditions for Electronic Documents at <http://www.sgs.com/en/Terms-and-Conditions/Terms-e-Document.aspx>. Attention is drawn to the limitation of liability, indemnification and jurisdiction issues defined therein. Any holder of this document is advised that information contained hereon reflects the Company's findings at the time of its intervention only and within the limits of Client's instructions, if any. The Company's sole responsibility is to its Client and this document does not exonerate parties to a transaction from exercising all their rights and obligations under the transaction documents. This document cannot be reproduced except in full, without prior written approval of the Company. Any unauthorized alteration, forgery or falsification of the content or appearance of this document is unlawful and offenders may be prosecuted to the fullest extent of the law. Unless otherwise stated the results shown in this test report refer only to the sample(s) tested and such sample(s) are retained for 30 days only.

Attention: To check the authenticity of testing inspection report & certificate, please contact us at telephone: (86-755) 8307 1443, or email: CN.Detect@sgs.com
 3rd Building, No.889 Yishan Road, Xuhui District, Shanghai, China 200233 | (86-21) 61072828 | (86-21) 61152164 | www.sgs.com.cn
 中国·上海·徐汇区宜山路889号3号楼 邮编: 200233 | (86-21) 61072828 | (86-21) 61152164 | e.sgs.china@sgs.com

APPENDIX 1

Report No.:SHE21-01442/1


Customer Reference: -



APPENDIX 2

Report No.:SHE21-01442/1

Customer Reference: -



Unless otherwise agreed in writing, this document is issued by the Company subject to its General Conditions of Service printed overleaf, available on request or accessible at <http://www.sgs.com/en/Terms-and-Conditions.aspx> and, for electronic format documents, subject to Terms and Conditions for Electronic Documents at <http://www.sgs.com/en/Terms-and-Conditions/Terms-e-Documents.aspx>. Attention is drawn to the limitation of liability, indemnification and jurisdiction issues defined therein. Any holder of this document is advised that information contained hereon reflects the Company's findings at the time of its intervention only and within the limits of Client's instructions, if any. The Company's sole responsibility is to its Client and this document does not exonerate parties to a transaction from exercising all their rights and obligations under the transaction documents. This document cannot be reproduced except in full, without prior written approval of the Company. Any unauthorized alteration, forgery or falsification of the content or appearance of this document is unlawful and offenders may be prosecuted to the fullest extent of the law. Unless otherwise stated the results shown in this test report refer only to the sample(s) tested and such sample(s) are retained for 30 days only.

Attention: To check the authenticity of testing/inspection report & certificate, please contact us at telephone: (86-755) 0007 1443, or email: CN_Doccheck@sgs.com

3rd Building, No.689 Yehan Road, Xuhui District, Shanghai, China 200233 | (86-21) 61072828 | (86-21) 61152164 | www.sgs.com
 中国·上海·徐汇区宜山路689号3号楼 邮编: 200233 | (86-21) 61072828 | (86-21) 61152164 | sgs.china@sgs.com

APPENDIX 3

Report No.:SHE21-01442/1

Customer Reference: -



End of report

