

ZXM7-SHLDD144 Series ZNSHINESOLAR

Znshinesolar 10BB HALF-CELL Bifacial Light-Weight
Double Glass Monocrystalline PERC PV Module

525W | 530W | 535W | 540W | 545W | 550W



Excellent cells efficiency

MBB technology decreases the distance between busbar and finger grid line which is benefit to power increase.



Better Weak Illumination Response

More power output in weak light condition, such as haze, cloudy, and early morning.



Anti PID

Ensured PID resistance through the quality control of cell manufacturing process and raw materials.



Adapt To Harsh Outdoor Environment

Resistant to harsh environments such as salt, ammonia, sand, high temperature and high humidity environment.



TIER 1

Global, Tier 1 bankable brand, with independently certified state-of-the-art automated manufacturing.



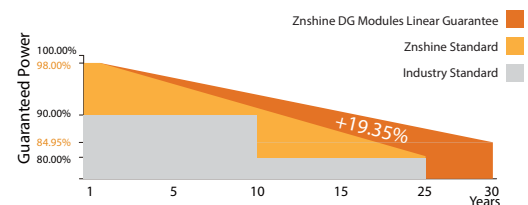

Excellent Quality Management System

Warranted reliability and stringent quality assurances well beyond certified requirements.



Bifacial Technology

Up to 25% additional power gain from back side depending on albedo.



12 years product guarantee
30 years output guarantee



0.45% annual degradation
over 30 years



IEC61215/IEC61730/IEC61701/IEC62716/UL61730

ISO 9001: Quality Management System

ISO 14001: Environmental Management System

ISO45001: Occupational Health and Safety Management System

Founded in 1988, ZNShine solar is a world's leading high-tech PV module manufacturer. With the state-of-the-art production lines, the company boasts module capacity of 6GW. Bloomberg has listed ZNShine as a global Tier 1 PV module maker. Today Znshine has distributed its sales to more than 60 countries around the globe.

www.znshinesolar.com

ELECTRICAL CHARACTERISTICS | STC*

Nominal Power Watt Pmax(W)*	525	530	535	540	545	550
Power Output Tolerance Pmax(%)	0~+3	0~+3	0~+3	0~+3	0~+3	0~+3
Maximum Power Voltage Vmp(V)	40.90	41.10	41.30	41.50	41.70	41.90
Maximum Power Current Imp(A)	12.85	12.91	12.96	13.02	13.07	13.13
Open Circuit Voltage Voc(V)	49.20	49.40	49.60	49.80	50.00	50.20
Short Circuit Current Isc(A)	13.59	13.65	13.71	13.77	13.83	13.89
Module Efficiency (%)	20.32	20.52	20.71	20.90	21.10	21.29

*STC (Standard Test Condition): Irradiance 1000W/m², Module Temperature 25°C, AM 1.5

*Measuring tolerance: ±3%

ELECTRICAL CHARACTERISTICS | NMOT*

Maximum Power Pmax(Wp)	392.70	396.40	399.90	403.60	406.80	410.80
Maximum Power Voltage Vmp(V)	38.00	38.20	38.40	38.50	38.80	38.90
Maximum Power Current Imp(A)	10.33	10.38	10.42	10.47	10.49	10.56
Open Circuit Voltage Voc(V)	46.00	46.20	46.30	46.50	46.70	46.90
Short Circuit Current Isc(A)	10.98	11.02	11.07	11.12	11.17	11.22

*NMOT(Nominal module operating temperature):Irradiance 800W/m², Ambient Temperature 20°C, AM 1.5, Wind Speed 1m/s

ELECTRICAL CHARACTERISTICS WITH 25% REAR SIDE POWER GAIN

Front power Pmax/W	525	530	535	540	545	550
Total power Pmax/W	656	663	669	675	681	688
Vmp/V(Total)	41.00	41.20	41.40	41.60	41.80	42.00
Imp/A(Total)	16.01	16.08	16.15	16.23	16.30	16.37
Voc/V(Total)	49.30	49.50	49.70	49.90	50.10	50.30
Isc/A(Total)	16.95	17.02	17.10	17.17	17.25	17.32

MECHANICAL DATA

Solar cells	Mono PERC
Cells orientation	144 (6×24)
Module dimension	2278×1134×30 mm(With Frame)
Weight	33.5 kg
Glass	2.0 mm+2.0mm, High Transmission, AR Coated Heat Strengthened Glass
Junction box	IP 68, 3 diodes
Cables	4 mm ² , 350 mm
Connectors	MC4-compatible

TEMPERATURE RATINGS

NMOT	44°C ±2°C	Maximum system voltage	1500 V DC
Temperature coefficient of Pmax	-0.35%/°C	Operating temperature	-40°C~+85°C
Temperature coefficient of Voc	-0.29%/°C	Maximum series fuse	30 A
Temperature coefficient of Isc	0.05%/°C	Maximum load(snow/wind)	5400 Pa / 2400 Pa

Refer.Bifacial Factor 70±5%

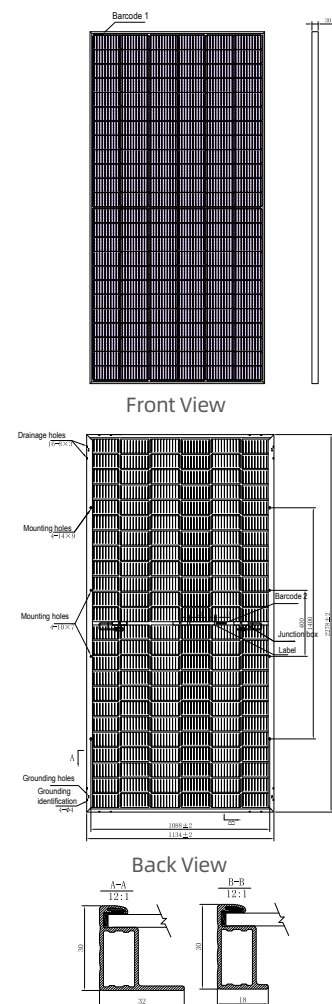
*Do not connect Fuse in Combiner Box with two or more strings in parallel connection

*Remark:Electrical data in this catalog do not refer to a single module and they are not part of the offer.They only serve for comparison among different module types.

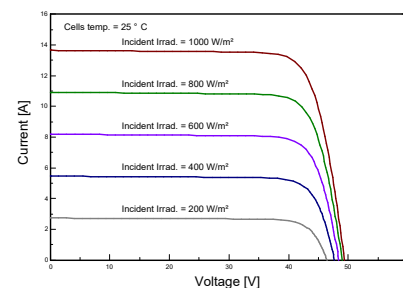
PACKAGING CONFIGURATION

Piece/Box	36	
Piece/Container(40'HQ)	720	*Please be kindly advised that PV modules should be handled and installed by qualified people who have professional skills and please carefully read the safety and installation instructions before using our PV modules.
Piece/Container(with additional small package)	/	

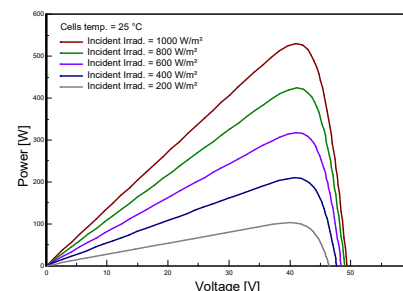
DIMENSIONS(MM)



I-V CURVES OF PV MODULE(530W)



P-V CURVES OF PV MODULE(530W)



SG125HV

String Inverter for 1500 Vdc System



High Yield

- Patent five-level topology, max. efficiency 98.9 %, European efficiency 98.7 %, CEC efficiency 98.5 %
- Full power operation without derating at 50 °C



Easy O&M

- Virtual central solution, easy for O&M
- Compact design and light weight for easy installation



Saved Investment

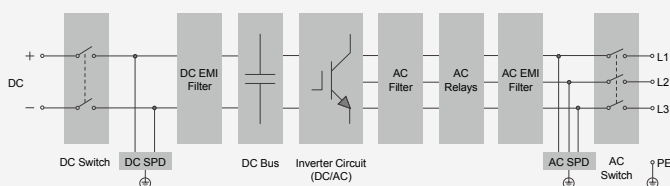
- DC 1500 V, AC 600 V, low system initial investment
- 1 to 5 MW power block design for lower MV transformer and labor cost
- Max. DC/AC ratio up to 1.5



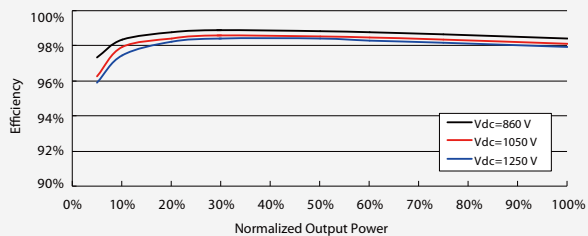
Grid Support

- Compliance with both IEC and UL safety, EMC and grid support regulations
- Low/High voltage ride through (L/HVRT)
- Active & reactive power control and power ramp rate control

Circuit Diagram



Efficiency Curve



Input (DC)**SG125HV**

Max. PV input voltage	1500 V
Min. PV input voltage / Startup input voltage	860 V / 920 V
Nominal input voltage	1050 V
MPP voltage range	860 – 1450 V
MPP voltage range for nominal power	860 – 1250 V
No. of independent MPP inputs	1
No. of DC inputs	1
Max. PV input current	148 A
Max. DC short-circuit current	240 A

Output (AC)

AC output power	125000 VA @ 50 °C
Max. AC output current	120 A
Nominal AC voltage	3 / PE, 600 V
AC voltage range	480 – 690 V
Nominal grid frequency / Grid frequency range	50 Hz / 45 – 55 Hz, 60 Hz / 55 – 65 Hz
THD	< 3 % (at nominal power)
DC current injection	< 0.5 % I _n
Power factor at nominal power / Adjustable power factor	> 0.99 / 0.8 leading – 0.8 lagging
Feed-in phases / Connection phases	3 / 3

Efficiency

Max. efficiency / Euro. efficiency / CEC efficiency	98.9 % / 98.7 % / 98.5 %
---	--------------------------

Protection

DC reverse connection protection	Yes
AC short-circuit protection	Yes
Leakage current protection	Yes
Grid monitoring	Yes
DC switch / AC switch	Yes / Yes
Overvoltage protection	DC Type II / AC Type II

General Data

Dimensions (W*H*D)	670*902*296 mm 26.4"*35.5"*11.7"
Weight	76 kg 167.5 lb
Isolation method	Transformerless
Degree of protection	IP 65 NEMA 4X
Night power consumption	< 4 W
Operating ambient temperature range	-25 to 60 °C (> 50 °C derating) -13 to 140 °F (> 122 °F derating)
Allowable relative humidity range (non-condensing)	0 – 100 %
Cooling method	Smart forced air cooling
Max. operating altitude	4000 m (> 3000 m derating) 13123 ft (> 9843 ft derating)
Display / Communication	LED, Bluetooth+APP / RS485
DC connection type	OT or DT terminal (Max. 185 mm ² 350 Kcmil)
AC connection type	OT or DT terminal (Max. 185 mm ² 350 Kcmil)
Compliance	CE, IEC 62109-1/-2, IEC 61000-6-2/-4, IEC 61727, IEC 62116, IEC 61000-3-11/-12, UL 1741, UL 1741 SA, IEEE 1547, IEEE 1547.1, CSA C22.2 107.1-01 and California Rule 21
Grid support	LVRT, HVRT, active & reactive power control and power ramp rate control
Type designation	SG125HV-10

