



MJ Umali, Site Acquisition Consultant
c/o Cellco Partnership d/b/a Verizon Wireless
Centerline Communications, LLC
750 West Center Street, Floor 3
West Bridgewater, MA 02379
Mobile: (978) 568-7906
MUmali@centerlinecommunications.com

August 11, 2021

Melanie A. Bachman
Acting Executive Director
Connecticut Siting Council
10 Franklin Square
New Britain, CT 06051

**RE: Notice of Exempt Modification // Site: WINCHESTER EAST (ATC: 302506)
15 Oakdale Avenue, Winchester/Winsted, CT 06098
N 41.9217 // W 73.0495**

Dear Ms. Bachman:

Cellco Partnership d/b/a Verizon Wireless currently maintains 12 antennas at the 125-ft level on the existing 180-foot monopole tower, located at 15 Oakdale Avenue, Winchester/Winsted, CT. The tower is owned by American Tower. The property is owned by the William P. Stow. The Council approved Verizon Wireless use of the existing tower in 2003. Verizon Wireless now intends to install 3 new antennas for the LTE (3700 MHz) replacements for its 5G upgrade. Additionally, Verizon Wireless will remove 12 Remote Radio Heads (RRHs) and replace them with 9 new ones, install 3 Diplexers, and mount modifications; altogether updating leased equipment rights, as reflected by the final configuration outlined in the structural analysis and proposed hereby.

Please accept this letter as notification pursuant to Regulations of Connecticut State Agencies §16-50j-73, for construction that constitutes an exempt modification pursuant to R.C.S.A. § 16-50j-72(b)(2). In accordance with R.C.S.A. § 16-50j-73, a copy of this letter is being sent to Althea Candy Perez, Mayor of Winchester, CT, Pamela Colmbie, ZEO, American Tower, the tower owner, and the property owner, William P. Stow.

The planned modifications to the facility fall squarely within those activities explicitly provided for in R.C.S.A. § 16-50j-72(b)(2). Enclosed to accommodate this filing are construction drawings dated July 26, 2021, by Power of Design, a structural analysis dated April 27, 2021, by A.T. Engineering, PLLC., and a structural mount analysis by Maser Consulting Connecticut date July 2, 2021, and radio frequency (RF) analysis table showing worst-case RF emission calculation by Verizon Wireless RF Design Engineering.

1. The proposed modifications will not result in an increase in the height of the existing structure.
2. The proposed modifications will not require the extension of the site boundary.
3. The proposed modifications will not increase noise levels at the facility by six decibels or more, or to levels that exceed state and local criteria.
4. The operation of the new antennas will not increase radio frequency emissions at the facility to a level at or above the Federal Communications Commission safety standard.
5. The proposed modifications will not cause a change or alteration in the physical or environmental characteristics of the site.
6. The existing structure and its foundation can support the proposed loading, as shown in the attached structural analysis by A.T. Engineering, PLLC, dated April 27, 2021, and a structural mount analysis by Maser Consulting Connecticut, dated July 2, 2021, pursuant to certain conditions defined therein. Design and engineering are fully illustrated within final construction drawings, signed, and stamped dated July 26, 2021.

For the foregoing reasons, Verizon Wireless respectfully submits that the proposed modifications to the above referenced telecommunications facility constitute an exempt modification under R.C.S.A. § 16-50j-72(b)(2).

Sincerely,

MJ Umali

MJ Umali, Site Acquisition Consultant
c/o Cellco Partnership d/b/a Verizon Wireless
Centerline Communications, LLC
750 West Center Street, Floor 3
West Bridgewater, MA 02379
Mobile: (978) 568-7906
MUmali@centerlinecommunications.com

Attachments

cc: Althea Candy Perez, Mayor of Winchester, CT - as chief elected official
Pamela Colmbie, ZEO for Winchester, CT - as P&Z official
American Tower Corporation – as the tower owner
William P. Stow – as the ground owner

UPS CampusShip: View/Print Label

- 1. Ensure there are no other shipping or tracking labels attached to your package.** Select the Print button on the print dialog box that appears. Note: If your browser does not support this function select Print from the File menu to print the label.
- 2. Fold the printed label at the solid line below.** Place the label in a UPS Shipping Pouch. If you do not have a pouch, affix the folded label using clear plastic shipping tape over the entire label.
- 3. GETTING YOUR SHIPMENT TO UPS**
Customers with a Daily Pickup
 Your driver will pickup your shipment(s) as usual.

Customers without a Daily Pickup

Take your package to any location of The UPS Store®, UPS Access Point(TM) location, UPS Drop Box, UPS Customer Center, Staples® or Authorized Shipping Outlet near you. Items sent via UPS Return Services(SM) (including via Ground) are also accepted at Drop Boxes. To find the location nearest you, please visit the Resources area of CampusShip and select UPS Locations.





Schedule a same day or future day Pickup to have a UPS driver pickup all your CampusShip packages. Hand the package to any UPS driver in your area.

UPS Access Point™
CVS STORE # 972
555 WASHINGTON ST
SOUTH EASTON ,MA 02375

UPS Access Point™
CVS STORE # 7232
689 DEPOT ST
NORTH EASTON ,MA 02356

UPS Access Point™
TOWN LINE GENERAL STORE
450 E CENTER ST
WEST BRIDGEWATER ,MA 02379

FOLD HERE

<p style="text-align: right;">1 OF 1</p> <p style="text-align: center;">1 LBS</p> <p>MIJMAIL 9785687906 CENTERLINE COMMUNICATIONS 750 W. CENTER ST. WEST BRIDGEWATER MA 02379</p> <p>SHIP TO: WINCHESTER TOWN HALL ALTHEA CANDY PEREZ, MAYOR 338 MAIN STREET WINSTED CT 06098-1640</p>	<p style="font-size: 2em;">CT 067 9-02</p>  	<p style="font-size: 1.5em;">UPS GROUND</p> <p>TRACKING #: 1Z 9Y4 503 03 1137 9531</p> 	<p style="text-align: center;">BILLING: P/P</p> <p style="text-align: center;">  </p> <p>Reference # 1: 302506 Reference # 2: Winchester CT 3 <small>CS 2206-18, WINTNV50 32.OA 08/2021 *</small></p>
--	---	--	---

UPS CampusShip: View/Print Label

- 1. Ensure there are no other shipping or tracking labels attached to your package.** Select the Print button on the print dialog box that appears. Note: If your browser does not support this function select Print from the File menu to print the label.
- 2. Fold the printed label at the solid line below.** Place the label in a UPS Shipping Pouch. If you do not have a pouch, affix the folded label using clear plastic shipping tape over the entire label.
- 3. GETTING YOUR SHIPMENT TO UPS**
Customers with a Daily Pickup
 Your driver will pickup your shipment(s) as usual.

Customers without a Daily Pickup

Take your package to any location of The UPS Store®, UPS Access Point(TM) location, UPS Drop Box, UPS Customer Center, Staples® or Authorized Shipping Outlet near you. Items sent via UPS Return Services(SM) (including via Ground) are also accepted at Drop Boxes. To find the location nearest you, please visit the Resources area of CampusShip and select UPS Locations.





Schedule a same day or future day Pickup to have a UPS driver pickup all your CampusShip packages. Hand the package to any UPS driver in your area.

UPS Access Point™
CVS STORE # 972
555 WASHINGTON ST
SOUTH EASTON ,MA 02375

UPS Access Point™
CVS STORE # 7232
689 DEPOT ST
NORTH EASTON ,MA 02356

UPS Access Point™
TOWN LINE GENERAL STORE
450 E CENTER ST
WEST BRIDGEWATER ,MA 02379

FOLD HERE

<p>1 LBS</p> <p>1 OF 1</p> <p>SHIP TO: WINCHESTER TOWN HALL PAMELA COLMBIE, ZEO 338 MAIN STREET WINSTED CT 06098-1640</p> <p>MIJUMALI 9785687906 CENTERLINE COMMUNICATIONS 750 W. CENTER ST. WEST BRIDGEWATER MA 02379</p>	<p>CT 067 9-02</p>  	<p>UPS GROUND</p> <p>TRACKING #: 1Z 9Y4 503 03 0728 8549</p> 	<p>BILLING: P/P</p> <p>Reference # 1: 302506 Reference # 2: Winchester CT 3 <small>CS 2206-18, V1, NT, NV50 32, DA 08/2021 *</small></p> 
--	---	--	---

UPS CampusShip: View/Print Label

- 1. Ensure there are no other shipping or tracking labels attached to your package.** Select the Print button on the print dialog box that appears. Note: If your browser does not support this function select Print from the File menu to print the label.
- 2. Fold the printed label at the solid line below.** Place the label in a UPS Shipping Pouch. If you do not have a pouch, affix the folded label using clear plastic shipping tape over the entire label.
- 3. GETTING YOUR SHIPMENT TO UPS**
Customers with a Daily Pickup
 Your driver will pickup your shipment(s) as usual.

Customers without a Daily Pickup

Take your package to any location of The UPS Store®, UPS Access Point(TM) location, UPS Drop Box, UPS Customer Center, Staples® or Authorized Shipping Outlet near you. Items sent via UPS Return Services(SM) (including via Ground) are also accepted at Drop Boxes. To find the location nearest you, please visit the Resources area of CampusShip and select UPS Locations.



Schedule a same day or future day Pickup to have a UPS driver pickup all your CampusShip packages. Hand the package to any UPS driver in your area.

UPS Access Point™
CVS STORE # 972
555 WASHINGTON ST
SOUTH EASTON ,MA 02375

UPS Access Point™
CVS STORE # 7232
689 DEPOT ST
NORTH EASTON ,MA 02356

UPS Access Point™
TOWN LINE GENERAL STORE
450 E CENTER ST
WEST BRIDGEWATER ,MA 02379

FOLD HERE

<p style="text-align: right;">1 OF 1</p> <p style="text-align: center;">5 LBS</p> <p>MJ UMALT 9785687906 CENTERLINE COMMUNICATIONS, LLC 750 WEST CENTER STREET WEST BRIDGEWATER MA 02379</p> <p>SHIP TO: LAND MANAGEMENT 7814287250 AMERICAN TOWER CORPORATION 10 PRESIDENTIAL WAY WOBURN MA 01801-1053</p>	<p style="font-size: 2em; font-weight: bold;">MA 018 9-04</p> 	<p style="font-size: 1.5em; font-weight: bold;">UPS GROUND</p> <p>TRACKING #: 1Z 9Y4 503 03 0742 7577</p> 	<p style="text-align: center;">BILLING: P/P</p> <p style="text-align: center;">Reference # 1: ATC CSC Hard Copies</p> <p style="font-size: 0.8em;">CS 22.0.18. WNTNV50 32.0A 08/2021*</p> 
---	---	---	--

UPS CampusShip: View/Print Label

- 1. **Ensure there are no other shipping or tracking labels attached to your package.** Select the Print button on the print dialog box that appears. Note: If your browser does not support this function select Print from the File menu to print the label.
- 2. **Fold the printed label at the solid line below.** Place the label in a UPS Shipping Pouch. If you do not have a pouch, affix the folded label using clear plastic shipping tape over the entire label.
- 3. **GETTING YOUR SHIPMENT TO UPS**
Customers with a Daily Pickup
 Your driver will pickup your shipment(s) as usual.

Customers without a Daily Pickup

Take your package to any location of The UPS Store®, UPS Access Point(TM) location, UPS Drop Box, UPS Customer Center, Staples® or Authorized Shipping Outlet near you. Items sent via UPS Return Services(SM) (including via Ground) are also accepted at Drop Boxes. To find the location nearest you, please visit the Resources area of CampusShip and select UPS Locations.

Schedule a same day or future day Pickup to have a UPS driver pickup all your CampusShip packages. Hand the package to any UPS driver in your area.

UPS Access Point™
CVS STORE # 972
555 WASHINGTON ST
SOUTH EASTON ,MA 02375

UPS Access Point™
CVS STORE # 7232
689 DEPOT ST
NORTH EASTON ,MA 02356

UPS Access Point™
TOWN LINE GENERAL STORE
450 E CENTER ST
WEST BRIDGEWATER ,MA 02379

FOLD HERE

<p style="text-align: right;">1 OF 1</p> <p style="text-align: center;">1 LBS</p> <p style="text-align: center;">SHIP TO: WILLIAM P. STOW 6674 HIBISCUS STREET BUNNELL FL 32110-5054</p>	<p style="text-align: center;">FL 320 2-02</p> 	<p style="text-align: center;">UPS GROUND</p> <p>TRACKING #: 1Z 9Y4 503 03 1150 7615</p> 	<p style="text-align: center;">BILLING: P/P</p> <p>Reference # 1: 302506 Reference # 2: Winchester CT 3 <small>CS 22 06 18 WINTNV50 32.DA 08/2021*</small></p> 
---	---	---	---



AMERICAN TOWER®
CORPORATION

Structural Analysis Report

Structure : 180 ft Monopole
ATC Site Name : Winchester CT 3, CT
ATC Asset Number : 302506
Engineering Number : 13668992_C3_02
Proposed Carrier : VERIZON WIRELESS
Carrier Site Name : WINCHESTER EAST
Carrier Site Number : 467698
Site Location : 15 Oakdale Avenue
Winsted, CT 06098-1862
41.921700,-73.049500
County : Litchfield
Date : April 27, 2021
Max Usage : 84%
Result : Pass



Prepared By:
Christopher Jolly
Structural Engineer III

Reviewed By:

COA: PEC.0001553



Table of Contents

Introduction	1
Supporting Documents	1
Analysis	1
Conclusion.....	1
Existing and Reserved Equipment.....	2
Equipment to be Removed.....	3
Proposed Equipment	3
Standard Conditions	4
Calculations	Attached



Introduction

The purpose of this report is to summarize results of a structural analysis performed on the 180 ft monopole to reflect the change in loading by VERIZON WIRELESS.

Supporting Documents

Tower Drawings	EEI Job #7676, dated August 21, 2000
Foundation Drawing	SNET Project #F301804.10/F04, dated August 23, 2000
Geotechnical Report	Welti Project: Whalen's Hill, dated February 8, 2000
Modifications	ATC Job #42523432, dated October 24, 2008 ATC Job #50492933, dated October 15, 2012

Analysis

The tower was analyzed using American Tower Corporation's tower analysis software. This program considers an elastic three-dimensional model and second-order effects per ANSI/TIA-222.

Basic Wind Speed:	124 mph (3-Second Gust)
Basic Wind Speed w/ Ice:	50 mph (3-Second Gust) w/ 1" radial ice concurrent
Code:	ANSI/TIA-222-H / 2015 IBC / 2018 Connecticut State Building Code
Exposure Category:	B
Risk Category:	III
Topographic Factor Procedure:	Method 1
Topographic Category:	1
Crest Height (H):	0 ft
Spectral Response:	$S_s = 0.17, S_1 = 0.05$
Site Class:	D - Stiff Soil

Conclusion

Based on the analysis results, the structure meets the requirements per the applicable codes listed above. The tower and foundation can support the equipment as described in this report.

If you have any questions or require additional information, please contact American Tower via email at Engineering@americantower.com. Please include the American Tower site name, site number, and engineering number in the subject line for any questions.

Existing and Reserved Equipment

Elev. ¹ (ft)	Qty	Antenna	Mount Type	Lines	Carrier
185.0	1	Generic 4' Omni		-	OTHER
184.0	2	Kaelus DBC0061F1V51-2	Platform with Handrails	(2) 0.39" (10mm) Fiber Trunk (1) 0.40" (10.3mm) Fiber (4) 0.78" (19.7mm) 8 AWG 6 (6) 1 5/8" Coax (1) 3" conduit	AT&T MOBILITY
	3	CCI DMP65R-BU6DA			
	3	CCI HPA-65R-BUU-H6			
	3	CCI OPA65R-BU6B			
	3	Ericsson RRUS E2 B29			
	3	Ericsson RRUS 32 B30			
	3	Ericsson RRUS 4449 B5, B12			
	3	Powerwave Allgon TT19-08BP111-001			
	3	Powerwave Allgon LGP21401			
	3	Raycap DC6-48-60-18-8F (23.5" Height)			
	3	Ericsson RRUS 8843 B2, B66A			
	2	Ericsson RRUS 4478 B14			
	179.0	1			
166.0	3	RFS APXVAARR24_43-U-NA20	T-Arm	(2) 0.25" (6.4mm) Cat 6 UTP (1) 1 1/4" (1.25"- 31.8mm) Fiber (3) 1 5/8" (1.63"- 41.3mm) Fiber (6) 1 5/8" Coax (1) 1.4" (35.6mm) Hybrid	T-MOBILE
	3	Ericsson AIR 21, 1.3M, B4A B2P			
	3	Ericsson AIR 21, 1.3 M, B2A B4P			
	3	Ericsson Radio 4449 B12,B71			
	1	Fastback Networks Intelligent Backhaul Radio 1300 Series			
150.0	1	Sinclair SD210-SF2P4SNM	Side Arm	(1) 1 5/8" Coax	LITCHFIELD COUNTY DISPATCH INC
147.0	1	Sinclair SC442D-HF1LDF(DXX-I30-G9-NUFP)	Side Arm	(8) 1 5/8" Coax (1) 7/8" Coax (2) 1/2" Coax	CONNECTICUT STATE POLICE DEPT OF PUBLIC
146.0	1	Sinclair SC479-HF1LDF(E5765)			
	2	Decibel DB809DK-XT			
142.0	1	Telewave ANT150D (5 lbs)			
141.0	1	Bird 432-83H-01-T			
134.0	3	Alcatel-Lucent TD-RRH8x20-25 w/ Solar Shield	Platform with Handrails	(3) 1 1/4" Hybriflex Cable (1) 7/8" (0.88"- 22.2mm) Fiber	SPRINT NEXTEL
	3	RFS APXVSPP18-C-A20			
	3	RFS APXVTM14-C-I20			
132.0	3	Alcatel-Lucent 800 MHz RRH w/ Notch Filter			
	3	Alcatel-Lucent 1900MHz RRH			
125.0	1	Raycap RCMDC-6627-PF-48	Low Profile Platform	(6) 1 5/8" Coax (1) 1 5/8" Hybriflex	VERIZON WIRELESS
	4	Antel LPA-80080/6CF ____			
	2	Antel LPA-80063/6CF			
	6	Commscope JAHH-65B-R3B			
115.0	12	Decibel DB844H90E-XY	Low Profile Platform	(12) 1 1/4" Coax	SPRINT NEXTEL
105.0	3	RFS APXV18-206517S-C	Flush	(6) 1 5/8" Coax	METRO PCS INC
97.0	1	Andrew DB586	Side Arm	(2) 7/8" Coax (1) 1/2" Coax	EVERSOURCE ENERGY
95.0	1	Bird 429-83H-01-T			
93.0	1	Andrew DB586			
80.0	1	RFS PA6-65AC	Flush	(1) EW63	CONNECTICUT STATE POLICE DEPT OF PUBLIC



Existing and Reserved Equipment

Elev. ¹ (ft)	Qty	Antenna	Mount Type	Lines	Carrier
78.0	1	PCTEL GPS-TMG-HR-26N	Flush	(1) 1/2" Coax	SPRINT NEXTEL
30.0	1	Generic GPS	Stand-Off	(1) 7/8" Coax	VERIZON WIRELESS

Equipment to be Removed

Elev. ¹ (ft)	Qty	Antenna	Mount Type	Lines	Carrier
125.0	3	Nokia AHCA AirScale RRH 4T4R B5 160W	-	-	VERIZON WIRELESS
	3	Nokia B66a RRH4x45 (UHIE)			
	3	Alcatel-Lucent B13 RRH4x30-4R			
	3	Alcatel-Lucent B25 RRH4x30			

Proposed Equipment

Elev. ¹ (ft)	Qty	Antenna	Mount Type	Lines	Carrier
125.0	3	Commscope CBC78T-DS-43-2X	Low Profile Platform	-	VERIZON WIRELESS
	3	Samsung B2/B66A RRH-BR049			
	3	Samsung B5/B13 RRH-BR04C			
	3	Samsung MT6407-77A			

¹ Contracted elevations are shown for appurtenances within contracted installation tolerances. Appurtenances outside of contract limits are shown at installed elevations.

Install proposed coax inside the pole shaft.



Standard Conditions

All engineering services performed by A.T. Engineering Service, PLLC are prepared on the basis that the information used is current and correct. This information may consist of, but is not limited to the following:

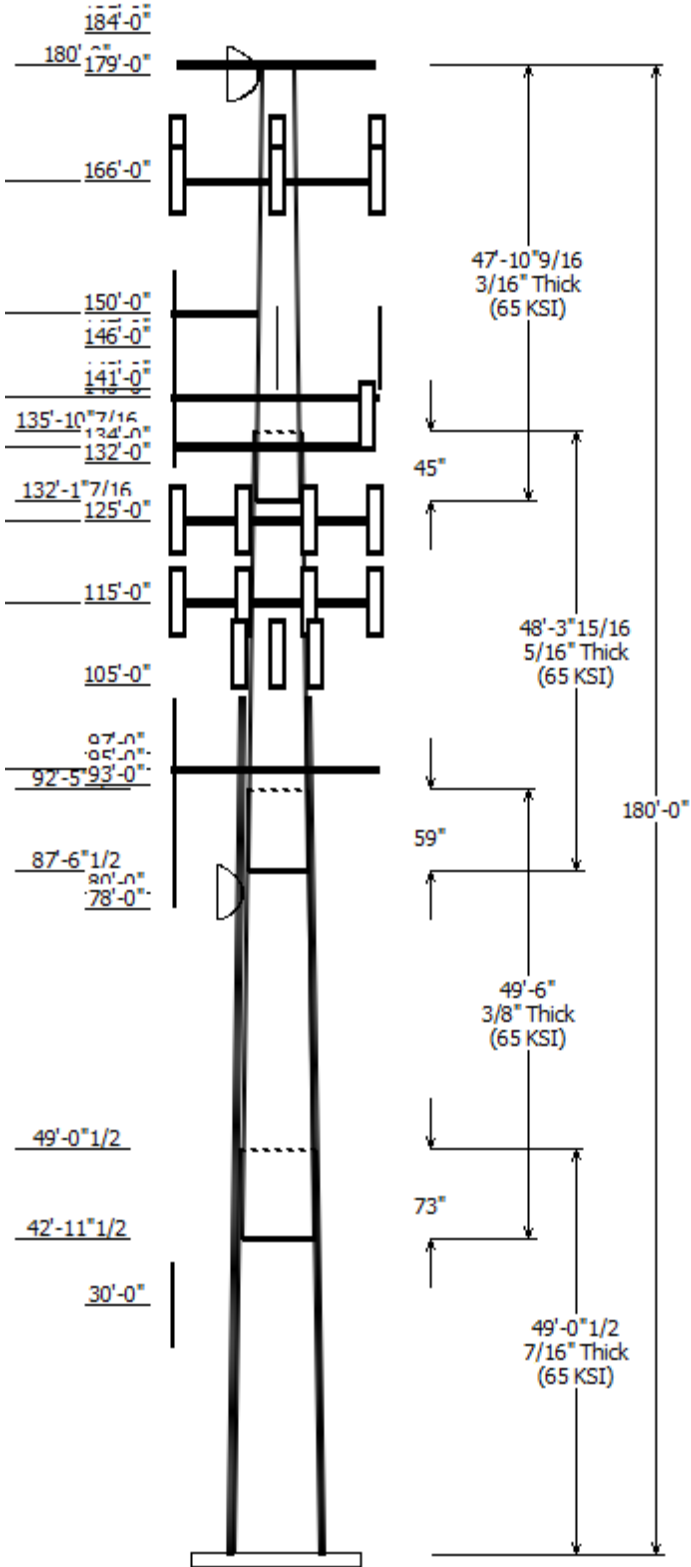
- Information supplied by the client regarding antenna, mounts and feed line loading
- Information from drawings, design and analysis documents, and field notes in the possession of A.T. Engineering Service, PLLC

It is the responsibility of the client to ensure that the information provided to A.T. Engineering Service, PLLC and used in the performance of our engineering services is correct and complete.

All assets of American Tower Corporation, its affiliates and subsidiaries (collectively "American Tower") are inspected at regular intervals. Based upon these inspections and in the absence of information to the contrary, American Tower assumes that all structures were constructed in accordance with the drawings and specifications.

Unless explicitly agreed by both the client and A.T. Engineering Service, PLLC, all services will be performed in accordance with the current revision of ANSI/TIA-222.

All services are performed, results obtained, and recommendations made in accordance with generally accepted engineering principles and practices. A.T. Engineering Service, PLLC is not responsible for the conclusions, opinions and recommendations made by others based on the information supplied herein.

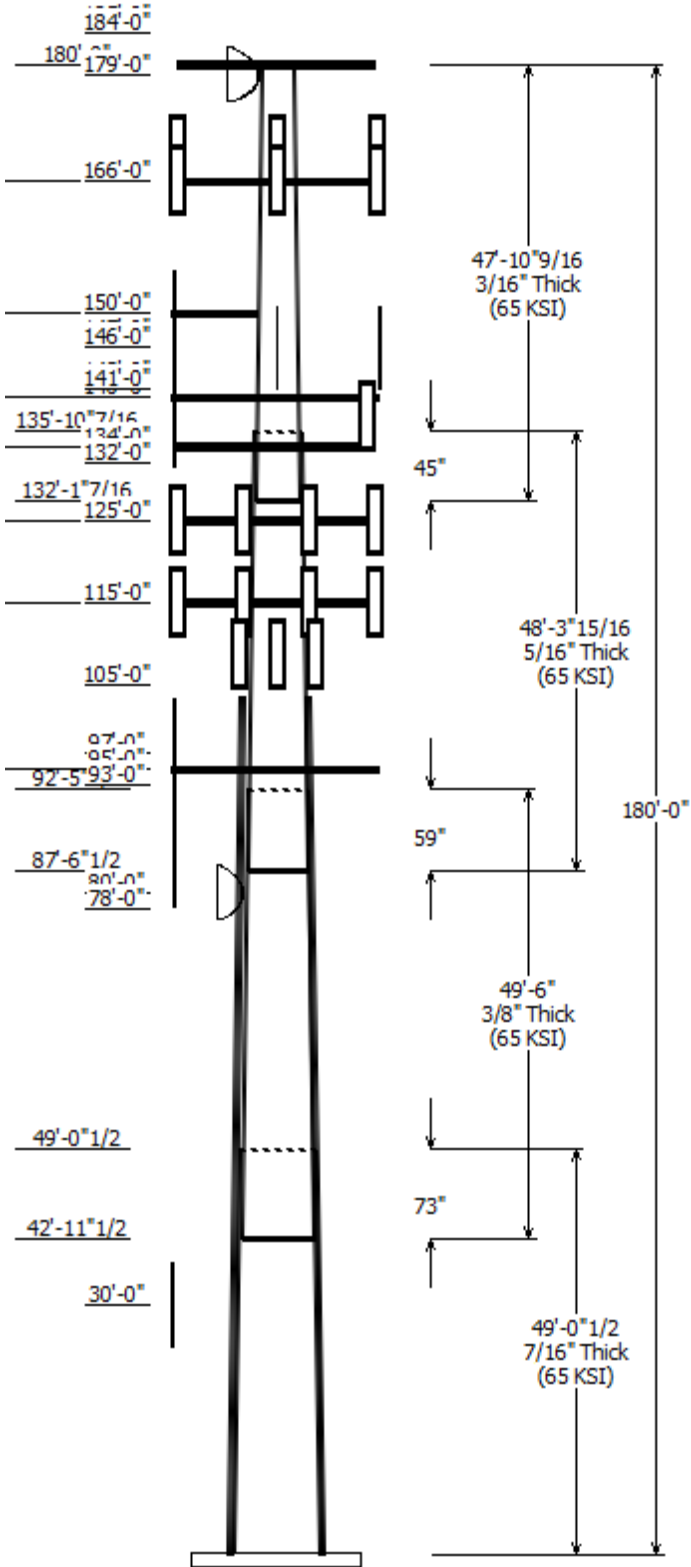


Job Information	
Client : VERIZON WIRELESS	Code: ANSI/TIA-222-H
Pole : 302506	
Location : Winchester CT 3, CT	
Description : 180 ft EEI Monopole	Risk Category : III
Shape : 18 Sides	Exposure : B
Height : 180.00 (ft)	Topo Method : Method 1
Base Elev (ft): 0.00	Topographic Category : 1
Taper: 0.21944(in/ft)	

Sections Properties							
Shaft Section	Length (ft)	Diameter (in)		Thick (in)	Joint Type	Overlap Length (in)	Steel Grade
		Across Flats Top	Across Flats Bottom				
1	49.040	41.98	52.75	0.438		0.000	18 Sides 65
2	49.500	33.21	44.07	0.375	Slip Joint	73.000	18 Sides 65
3	48.330	24.30	34.91	0.313	Slip Joint	59.000	18 Sides 65
4	47.880	15.00	25.50	0.188	Slip Joint	45.000	18 Sides 65

Discrete Appurtenance			
Attach Elev (ft)	Force Elev (ft)	Qty	Description
185.000	185.000	1	Generic 4' Omni
184.000	184.000	3	CCI DMP65R-BU6DA
184.000	182.000	3	CCI HPA-65R-BUU-H6
184.000	184.000	3	CCI OPA65R-BU6B
184.000	184.000	3	Ericsson RRUS E2 B29
184.000	184.000	3	Ericsson RRUS 32 B30
184.000	184.000	3	Ericsson RRUS 4449 B5, B12
184.000	184.000	2	Ericsson RRUS 4478 B14
184.000	184.000	3	Ericsson RRUS 8843 B2, B66A
184.000	184.000	3	Raycap DC6-48-60-18-8F (23.5"
184.000	182.000	3	Powerwave Allgon LGP21401
184.000	182.000	3	Powerwave Allgon TT19-
184.000	184.000	2	Kaelus DBC0061F1V51-2
180.000	180.000	1	Flat Low Profile Platform
179.000	179.000	1	Kathrein Scala MF-900B
166.000	166.000	3	Round T-Arm w/
166.000	166.000	3	RFS APXVAARR24_43-U-NA20
166.000	167.000	3	Ericsson AIR 21, 1.3M, B4A B2P
166.000	167.000	3	Ericsson AIR 21, 1.3 M, B2A B4
166.000	166.000	3	Ericsson Radio 4449 B12,B71
166.000	166.000	1	Fastback Networks Intelligent
150.000	150.000	1	Round Side Arm
150.000	150.000	1	Sinclair SD210-SF2P4SNM
147.000	146.000	1	Sinclair SC442D-HF1LDF(DXX-
146.000	146.000	2	Decibel DB809DK-XT
146.000	146.000	1	Sinclair SC479-HF1LDF(E5765)
142.000	141.000	1	Telewave ANT150D (5 lbs)
141.000	141.000	1	Bird 432-83H-01-T
140.000	140.000	3	Round Side Arm
134.000	134.000	1	Flat Platform w/ Handrails
134.000	135.000	3	RFS APXVSP18-C-A20
134.000	135.000	3	RFS APXVTM14-C-I20
134.000	135.000	3	Alcatel-Lucent TD-RRH8x20-25
132.000	135.000	3	Alcatel-Lucent 1900MHz RRH
132.000	135.000	3	Alcatel-Lucent 800 MHz RRH
125.000	125.000	1	Round Low Profile Platform
125.000	125.000	2	Antel LPA-80063/6CF
125.000	125.000	6	Commscope JAHH-65B-R3B
125.000	125.000	4	Antel LPA-80080/6CF
125.000	125.000	3	Samsung MT6407-77A
125.000	125.000	1	Raycap RCMDC-6627-PF-48
125.000	125.000	3	Samsung B5/B13 RRH-BR04C
125.000	125.000	3	Samsung B2/B66A RRH-BR049
125.000	125.000	3	Commscope CBC78T-DS-43-2X

115.000	115.000	1	Round Low Profile Platform
115.000	115.000	12	Decibel DB844H90E-XY
105.000	106.000	3	RFS APXV18-206517S-C
97.000	96.000	1	Andrew DB586
95.000	95.000	3	Flat Side Arm
95.000	96.000	1	Bird 429-83H-01-T
93.000	96.000	1	Andrew DB586
80.000	80.000	1	RFS PA6-65AC
78.000	79.000	1	PCTEL GPS-TMG-HR-26N
30.000	30.000	1	Generic GPS



Linear Appurtenance			
Elev (ft)		Description	Exposed To Wind
From	To		
0.000	30.000	7/8" Coax	No
0.000	78.000	1/2" Coax	No
0.000	80.000	EW63	No
0.000	93.000	7/8" Coax	No
0.000	95.000	1/2" Coax	No
0.000	97.000	7/8" Coax	No
0.000	105.0	1 5/8" Coax	Yes
0.000	112.0	#20 Dywidag Bar	Yes
0.000	112.0	#20 Dywidag Bar	Yes
0.000	112.0	#20 Dywidag Bar	Yes
0.000	112.0	#20 Dywidag Bar	Yes
0.000	115.0	1 1/4" Coax	Yes
0.000	125.0	1 5/8" Coax	Yes
0.000	125.0	1 5/8" Hybriflex	No
0.000	134.0	1 1/4" Hybriflex	No
0.000	134.0	7/8" (0.88"-	No
0.000	141.0	1 5/8" Coax	No
0.000	141.0	1/2" Coax	No
0.000	141.0	1/2" Coax	No
0.000	142.0	7/8" Coax	No
0.000	146.0	1 5/8" Coax	No
0.000	147.0	1 5/8" Coax	No
0.000	150.0	1 5/8" Coax	No
0.000	166.0	0.25" (6.4mm) Cat	No
0.000	166.0	1 1/4" (1.25"-	Yes
0.000	166.0	1 5/8" (1.63"-	No
0.000	166.0	1 5/8" Coax	Yes
0.000	166.0	1.4" (35.6mm)	Yes
0.000	184.0	0.39" (10mm)	No
0.000	184.0	0.40" (10.3mm)	No
0.000	184.0	0.78" (19.7mm) 8	No
0.000	184.0	1 5/8" Coax	No
0.000	184.0	3" conduit	No

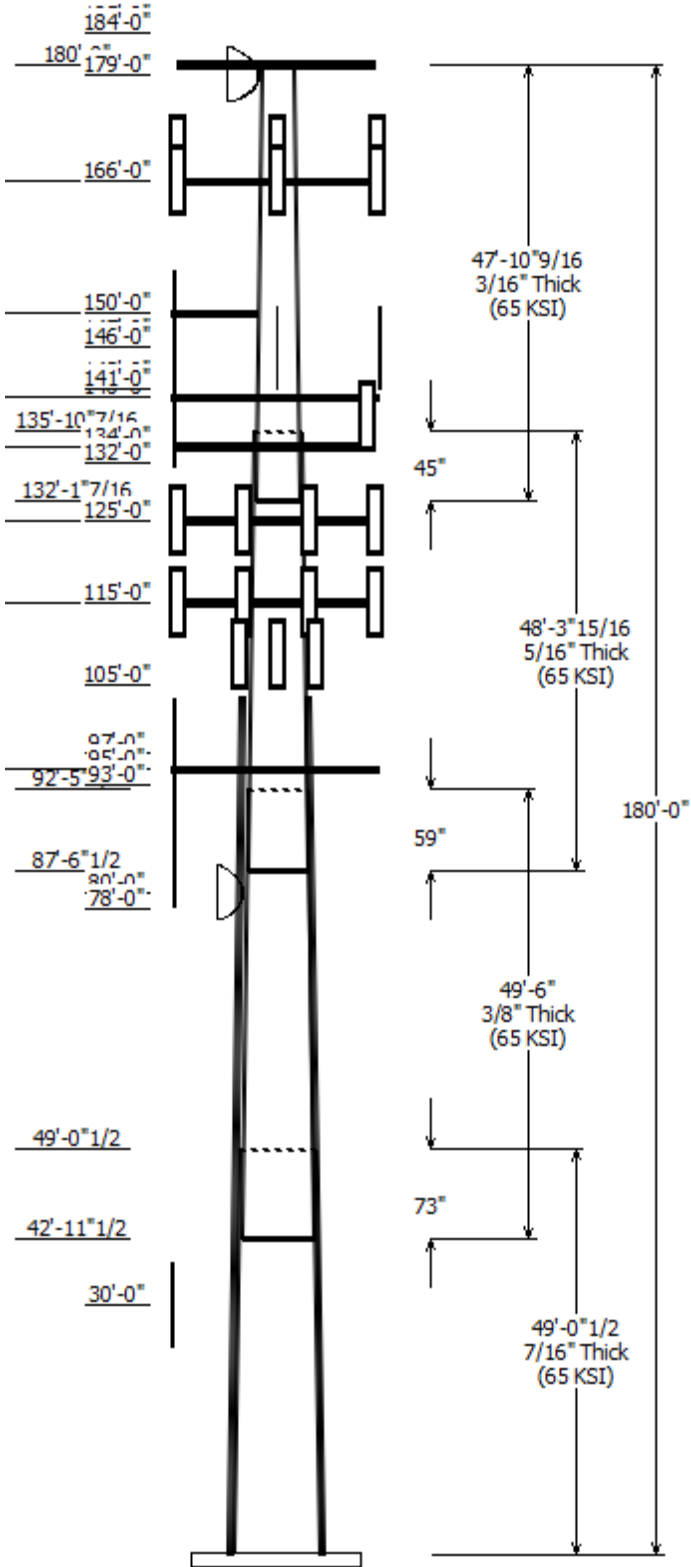
Load Cases	
1.2D + 1.0W	124 mph with No Ice
0.9D + 1.0W	124 mph with No Ice (Reduced DL)
1.2D + 1.0Di + 1.0Wi	50 mph with 1.00 in Radial Ice
1.2D + 1.0Ev + 1.0Eh	Seismic
0.9D - 1.0Ev + 1.0Eh	Seismic (Reduced DL)
1.0D + 1.0W	Serviceability 60 mph

Reactions			
Load Case	Moment (kip-ft)	Shear (kip)	Axial (kip)
1.2D + 1.0W	5065.60	45.58	69.00
0.9D + 1.0W	4992.82	45.54	51.73
1.2D + 1.0Di + 1.0Wi	1113.23	8.76	100.19

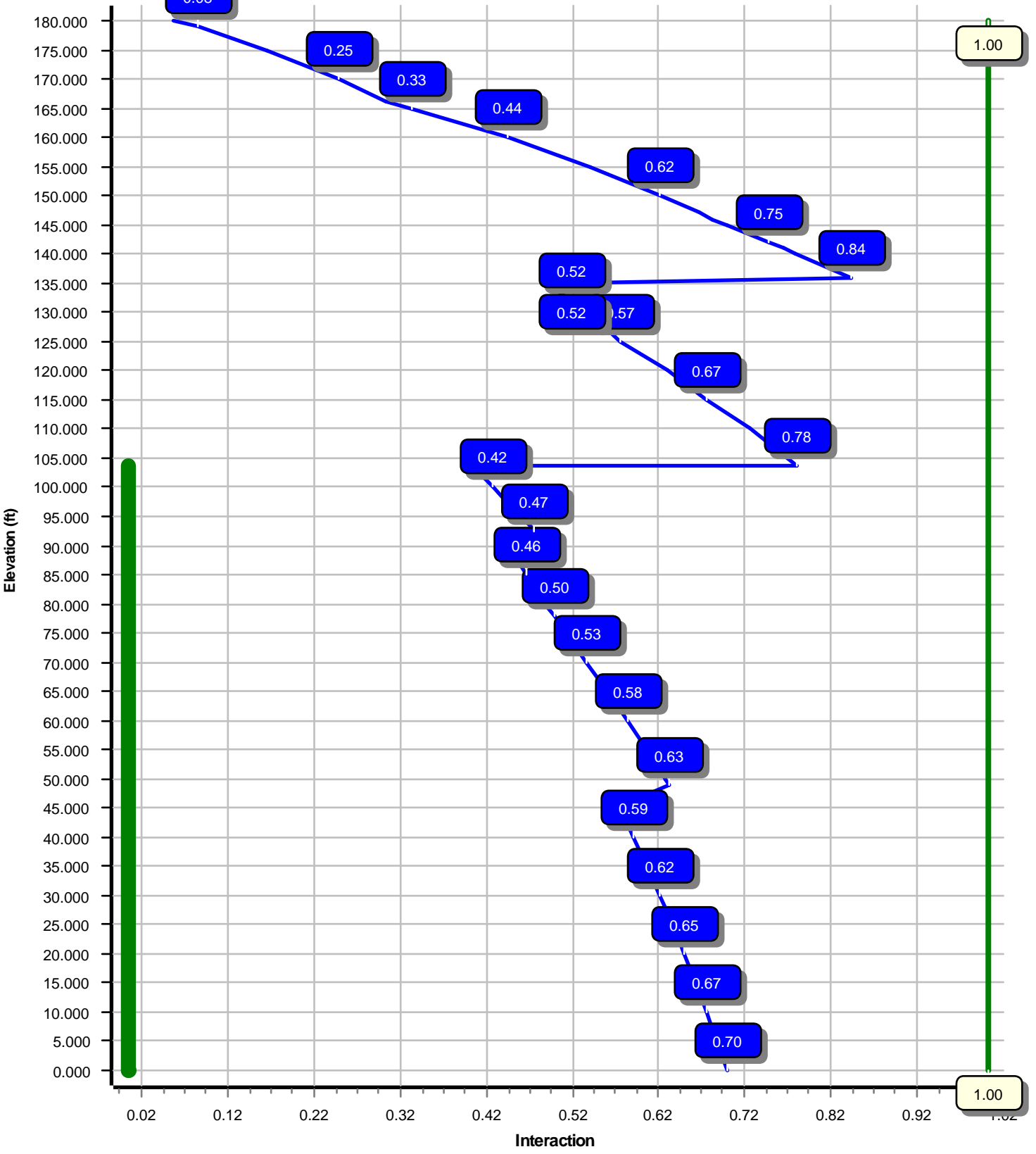
1.2D + 1.0Ev + 1.0Eh	244.37	1.73	68.76
0.9D - 1.0Ev + 1.0Eh	239.71	1.73	48.06
1.0D + 1.0W	1053.28	9.54	57.57

Dish Deflections

Load Case	Attach Elev (ft)	Deflection (in)	Rotation (deg)
1.0D + 1.0W	80.00	6.060	0.736
1.0D + 1.0W	179.00	34.332	2.024



Load Case : 1.2D + 1.0W
Max Ratio 83.99% at 135.9 ft



Site Number: 302506

Code: ANSI/TIA-222-H

© 2007 - 2021 by ATC IP LLC. All rights reserved.

Site Name: Winchester CT 3, CT

Engineering Number: 13668992_C3_02

4/27/2021 3:39:45 PM

Customer: VERIZON WIRELESS

Analysis Parameters

Location :	Litchfield County, CT	Height (ft) :	180
Code :	ANSI/TIA-222-H	Base Diameter (in) :	52.75
Shape :	18 Sides	Top Diameter (in) :	15.00
Pole Type :	Taper	Taper (in/ft) :	0.219
Pole Manufacturer :	EEI	Rotation (deg) :	0.00
Kd (non-service) :	0.95	Ke :	0.96

Ice & Wind Parameters

Exposure Category:	B	Design Wind Speed Without Ice:	124 mph
Risk Category:	III	Design Wind Speed With Ice:	50 mph
Topographic Factor Procedure:	Method 1	Operational Wind Speed:	60 mph
Topographic Category:	1	Design Ice Thickness:	1.00 in
Crest Height:	0 ft	HMSL:	1073.00 ft

Seismic Parameters

Analysis Method:	Equivalent Lateral Force Method		
Site Class:	D - Stiff Soil		
Period Based on Rayleigh Method (sec):	2.86		
T_L (sec):	6	p :	1
S_s :	0.169	S_1 :	0.054
F_a :	1.600	F_v :	2.400
S_{ds} :	0.180	S_{d1} :	0.086
		C_s :	0.030
		C_s Max:	0.030
		C_s Min:	0.030

Load Cases

1.2D + 1.0W	124 mph with No Ice
0.9D + 1.0W	124 mph with No Ice (Reduced DL)
1.2D + 1.0Di + 1.0Wi	50 mph with 1.00 in Radial Ice
1.2D + 1.0Ev + 1.0Eh	Seismic
0.9D - 1.0Ev + 1.0Eh	Seismic (Reduced DL)
1.0D + 1.0W	Serviceability 60 mph

Shaft Section Properties

Sect Info	Length (ft)	Thick (in)	Fy (ksi)	Joint Type	Slip Joint Len (in)	Weight (lb)	Bottom						Top						
							Dia (in)	Elev (ft)	Area (in ²)	Ix (in ⁴)	W/t Ratio	D/t Ratio	Dia (in)	Elev (ft)	Area (in ²)	Ix (in ⁴)	W/t Ratio	D/t Ratio	Taper (in/ft)
1-18	49.040	0.4375	65		0.00	10,875	52.75	0.00	72.64	25115.3	19.85	120.57	41.98	49.04	57.70	12585.4	15.51	95.97	0.219444
2-18	49.500	0.3750	65	Slip	73.00	7,672	44.07	42.96	52.01	12548.0	19.31	117.53	33.21	92.46	39.08	5323.8	14.21	88.56	0.219444
3-18	48.330	0.3125	65	Slip	59.00	4,779	34.91	87.54	34.32	5191.7	18.29	111.73	24.30	135.87	23.80	1731.6	12.31	77.79	0.219444
4-18	47.880	0.1875	65	Slip	45.00	1,946	25.50	132.12	15.07	1220.4	22.58	136.04	15.00	180.00	8.81	244.4	12.70	80.00	0.219444
Shaft Weight						25,271													

Discrete Appurtenance Properties

Attach Elev (ft)	Description	Qty	Ka	Vert Ecc (ft)	Weight (lb)	No Ice EPAa (sf)	Orientation Factor	Weight (lb)	Ice EPAa (sf)	Orientation Factor
185.00	Generic 4' Omni	1	1.00	0.000	10.00	1.000	1.00	34.41	1.675	1.00
184.00	Kaelus DBC0061F1V51-2	2	0.75	0.000	25.50	0.433	0.50	39.95	0.785	0.50
184.00	Powerwave Allgon TT19-	3	0.75	-2.000	16.00	0.553	0.50	31.80	0.953	0.50
184.00	Powerwave Allgon LGP21401	3	0.75	-2.000	14.10	1.104	0.50	33.61	1.662	0.50
184.00	Raycap DC6-48-60-18-8F (23.5"	3	0.75	0.000	20.00	1.260	1.00	61.18	1.775	1.00
184.00	Ericsson RRUS 8843 B2, B66A	3	0.75	0.000	72.00	1.639	0.50	119.94	2.300	0.50
184.00	Ericsson RRUS 4478 B14	2	0.75	0.000	59.90	1.842	0.50	103.15	2.544	0.50
184.00	Ericsson RRUS 4449 B5, B12	3	0.75	0.000	71.00	1.969	0.50	121.41	2.699	0.50
184.00	Ericsson RRUS 32 B30	3	0.75	0.000	60.00	2.743	0.67	117.54	3.658	0.67
184.00	Ericsson RRUS E2 B29	3	0.75	0.000	60.00	3.145	0.62	123.26	4.052	0.62
184.00	CCI OPA65R-BU6B	3	0.75	0.000	55.00	7.851	0.72	198.01	10.007	0.72
184.00	CCI HPA-65R-BUU-H6	3	0.75	-2.000	51.00	9.658	0.69	222.60	11.826	0.69
184.00	CCI DMP65R-BU6DA	3	0.75	0.000	79.40	12.709	0.63	280.88	14.890	0.63
180.00	Flat Low Profile Platform	1	1.00	0.000	1,500.00	26.100	1.00	2,006.75	41.033	1.00
179.00	Kathrein Scala MF-900B	1	1.00	0.000	13.00	2.610	1.00	97.31	11.471	1.00
166.00	Fastback Networks Intelligent	1	0.80	0.000	8.80	0.672	1.00	23.43	1.102	1.00
166.00	Ericsson Radio 4449 B12,B71	3	0.80	0.000	74.00	1.639	0.50	117.44	2.294	0.50
166.00	Ericsson AIR 21, 1.3 M, B2A B4P	3	0.80	1.000	83.00	6.049	0.71	196.23	7.726	0.71
166.00	Ericsson AIR 21, 1.3M, B4A B2P	3	0.80	1.000	81.50	6.092	0.70	194.31	7.771	0.70
166.00	Round T-Arm w/ Reinforcement	3	0.75	0.000	405.00	9.700	0.67	667.68	16.096	0.67
166.00	RFS APXVAARR24_43-U-NA20	3	0.80	0.000	127.90	20.243	0.63	432.48	23.121	0.63
150.00	Sinclair SD210-SF2P4SNM	1	1.00	0.000	8.30	1.370	1.00	43.87	4.854	1.00
150.00	Round Side Arm	1	1.00	0.000	150.00	5.200	1.00	206.14	7.285	1.00
147.00	Sinclair SC442D-HF1LDF(DXX-	1	1.00	-1.000	79.00	10.479	1.00	269.45	16.208	1.00
146.00	Sinclair SC479-HF1LDF(E5765)	1	1.00	0.000	34.00	5.030	1.00	129.08	8.965	1.00
146.00	Decibel DB809DK-XT	2	1.00	0.000	64.00	6.350	1.00	185.81	12.086	1.00
142.00	Telewave ANT150D (5 lbs)	1	1.00	-1.000	5.00	1.090	1.00	9.53	2.751	1.00
141.00	Bird 432-83H-01-T	1	0.80	0.000	25.00	1.400	1.00	58.09	1.998	1.00
140.00	Round Side Arm	3	1.00	0.000	150.00	5.200	0.67	205.73	7.270	0.67
134.00	Alcatel-Lucent TD-RRH8x20-25	3	0.75	1.000	70.00	4.046	0.50	141.74	5.054	0.50
134.00	RFS APXVTM14-C-I20	3	0.75	1.000	52.90	6.342	0.66	157.41	7.995	0.66
134.00	RFS APXVSP18-C-A20	3	0.75	1.000	57.00	8.024	0.69	187.94	10.141	0.69
134.00	Flat Platform w/ Handrails	1	1.00	0.000	2,000.00	31.600	1.00	3,078.80	43.465	1.00
132.00	Alcatel-Lucent 800 MHz RRH w/	3	0.75	3.000	61.80	2.495	0.50	130.32	3.284	0.50
132.00	Alcatel-Lucent 1900MHz RRH	3	0.75	3.000	44.00	3.258	0.50	126.57	4.159	0.50
125.00	Commscope CBC78T-DS-43-2X	3	0.80	0.000	20.70	0.552	0.50	37.33	0.934	0.50
125.00	Samsung B2/B66A RRH-BR049	3	0.80	0.000	84.40	1.875	0.50	132.43	2.555	0.50
125.00	Samsung B5/B13 RRH-BR04C	3	0.80	0.000	70.30	1.875	0.50	113.36	2.555	0.50
125.00	Raycap RCMDC-6627-PF-48	1	0.80	0.000	32.00	4.056	0.50	127.68	5.083	0.50
125.00	Samsung MT6407-77A	3	0.80	0.000	81.60	4.709	0.61	158.33	5.852	0.61
125.00	Antel LPA-80080/6CF	4	0.80	0.000	21.00	8.628	0.62	160.39	5.193	0.62
125.00	Commscope JAHH-65B-R3B	6	0.80	0.000	60.60	9.113	0.69	212.90	11.202	0.69
125.00	Antel LPA-80063/6CF	2	0.80	0.000	27.00	9.593	0.82	235.66	10.600	0.82
125.00	Round Low Profile Platform	1	1.00	0.000	1,500.00	21.700	1.00	1,987.76	36.154	1.00
115.00	Decibel DB844H90E-XY	12	0.80	0.000	14.00	3.615	0.73	91.29	3.687	0.73
115.00	Round Low Profile Platform	1	1.00	0.000	1,500.00	21.700	1.00	1,983.62	36.031	1.00
105.00	RFS APXV18-206517S-C	3	1.00	1.000	26.40	5.160	0.68	95.05	6.912	0.68

Site Number: 302506

Code: ANSI/TIA-222-H

© 2007 - 2021 by ATC IP LLC. All rights reserved.

Site Name: Winchester CT 3, CT

Engineering Number: 13668992_C3_02

4/27/2021 3:39:45 PM

Customer: VERIZON WIRELESS

97.00	Andrew DB586	1	1.00	-1.000	8.30	0.740	1.00	36.87	1.703	1.00
95.00	Bird 429-83H-01-T	1	0.80	1.000	20.00	0.917	0.50	43.42	1.459	0.50
95.00	Flat Side Arm	3	1.00	0.000	150.00	6.300	0.67	203.63	8.102	0.67
93.00	Andrew DB586	1	1.00	3.000	8.30	0.740	1.00	36.72	1.700	1.00
80.00	RFS PA6-65AC	1	1.00	0.000	278.00	47.050	1.00	618.49	50.356	1.00
78.00	PCTEL GPS-TMG-HR-26N	1	1.00	1.000	0.60	0.090	1.00	4.08	0.219	1.00
30.00	Generic GPS	1	1.00	0.000	10.00	0.900	1.00	28.97	1.315	1.00
Totals	Num Loadings:54		131		14,575.70			28,792.78		

Linear Appurtenance Properties Load Case Azimuth (deg) : 50

Elev From (ft)	Elev To (ft)	Qty	Description	Coax Dia (in)	Coax Wt (lb/ft)	Max Coax / Flat Row	Dist Between Rows (in)	Dist Between Cols (in)	Azimuth (deg)	Dist From Face (in)	Exposed To Wind	Carrier
0.00	184.00	2	0.39" (10mm) Fiber	0.39	0.06	N 0	0.00	0.00	0	0.00	N	AT&T MOBILITY
0.00	184.00	1	0.40" (10.3mm) Fiber	0.40	0.09	N 0	0.00	0.00	0	0.00	N	AT&T MOBILITY
0.00	184.00	4	0.78" (19.7mm) 8 AWG	0.78	0.59	N 0	0.00	0.00	0	0.00	N	AT&T MOBILITY
0.00	184.00	6	1 5/8" Coax	1.98	0.82	N 0	0.00	0.00	0	0.00	N	AT&T MOBILITY
0.00	184.00	1	3" conduit	3.50	7.58	N 0	0.00	0.00	0	0.00	N	AT&T MOBILITY
0.00	166.00	2	0.25" (6.4mm) Cat 6	0.25	0.04	N 0	0.00	0.00	0	0.00	N	T-MOBILE
0.00	166.00	1	1 1/4" (1.25"- 31.8mm)	1.25	1.05	N 1	1.00	1.00	30	5.46	Y	T-MOBILE
0.00	166.00	3	1 5/8" (1.63"-41.3mm)	1.63	1.61	N 0	0.00	0.00	0	0.00	N	T-MOBILE
0.00	166.00	6	1 5/8" Coax	1.98	0.82	N 6	0.50	0.50	30	0.50	Y	T-MOBILE
0.00	166.00	1	1.4" (35.6mm) Hybrid	1.40	1.30	N 1	0.00	0.00	20	0.50	Y	T-MOBILE
0.00	150.00	1	1 5/8" Coax	1.98	0.82	N 0	0.00	0.00	0	0.00	N	LITCHFIELD COUNTY
0.00	147.00	2	1 5/8" Coax	1.98	0.82	N 0	0.00	0.00	0	0.00	N	CONNECTICUT
0.00	146.00	5	1 5/8" Coax	1.98	0.82	N 0	0.00	0.00	0	0.00	N	CONNECTICUT
0.00	142.00	1	7/8" Coax	1.09	0.33	N 0	0.00	0.00	0	0.00	N	CONNECTICUT
0.00	141.00	1	1 5/8" Coax	1.98	0.82	N 0	0.00	0.00	0	0.00	N	CONNECTICUT
0.00	141.00	1	1/2" Coax	0.63	0.15	N 0	0.00	0.00	0	0.00	N	CONNECTICUT
0.00	141.00	1	1/2" Coax	0.63	0.15	N 0	0.00	0.00	0	0.00	N	CONNECTICUT
0.00	134.00	3	1 1/4" Hybriflex Cable	1.54	1.00	N 0	0.00	0.00	0	0.00	N	SPRINT NEXTEL
0.00	134.00	1	7/8" (0.88"- 22.2mm)	0.88	0.70	N 0	0.00	0.00	0	0.00	N	SPRINT NEXTEL
0.00	125.00	6	1 5/8" Coax	1.98	0.82	N 3	0.50	0.50	210	0.50	Y	VERIZON WIRELESS
0.00	125.00	1	1 5/8" Hybriflex	1.98	1.30	N 0	0.00	0.00	0	0.00	N	VERIZON WIRELESS
0.00	115.00	12	1 1/4" Coax	1.55	0.63	N 5	0.50	0.50	240	0.00	Y	SPRINT NEXTEL
0.00	112.00	1	#20 Dywidag Bar	4.00	4.68	N 1	0.00	0.00	280	0.00	Y	
0.00	112.00	1	#20 Dywidag Bar	4.00	4.68	N 1	0.00	0.00	190	0.00	Y	
0.00	112.00	1	#20 Dywidag Bar	4.00	4.68	N 1	0.00	0.00	10	0.00	Y	
0.00	112.00	1	#20 Dywidag Bar	4.00	4.68	N 1	0.00	0.00	100	0.00	Y	
0.00	105.00	6	1 5/8" Coax	1.98	0.82	N 3	0.50	0.50	50	0.50	Y	METRO PCS INC
0.00	97.00	1	7/8" Coax	1.09	0.33	N 0	0.00	0.00	0	0.00	N	EVERSOURCE
0.00	95.00	1	1/2" Coax	0.63	0.15	N 0	0.00	0.00	0	0.00	N	EVERSOURCE
0.00	93.00	1	7/8" Coax	1.09	0.33	N 0	0.00	0.00	0	0.00	N	EVERSOURCE
0.00	80.00	1	EW63	2.01	0.51	N 0	0.00	0.00	0	0.00	N	CONNECTICUT
0.00	78.00	1	1/2" Coax	0.63	0.15	N 0	0.00	0.00	0	0.00	N	SPRINT NEXTEL
0.00	30.00	1	7/8" Coax	1.09	0.33	N 0	0.00	0.00	0	0.00	N	VERIZON WIRELESS

Site Number: 302506

Code: ANSI/TIA-222-H

© 2007 - 2021 by ATC IP LLC. All rights reserved.

Site Name: Winchester CT 3, CT

Engineering Number: 13668992_C3_02

4/27/2021 3:39:45 PM

Customer: VERIZON WIRELESS

Additional Steel

Elev From (ft)	Elev To (ft)	Qty	Description	Fy (ksi)	Offset (in)	Intermediate Connections Description	Spacing (in)	Len (in)	Connectors	Continuation?
0.00	103.7	4	SOL #20 All Thread	80	2.19	6" Angle Bracket	30.0	3.13	5/8" A36 U-Bolt	No

Segment Properties (Max Len : 5. ft)

Seg Top Elev (ft)	Description	Thick (in)	Flat Dia (in)	Area (in ²)	Ix (in ⁴)	W/t Ratio	D/t Ratio	F'y (ksi)	S (in ³)	Z (in ³)	Weight (lb)	Additional Reinforcing		
												Area (in ²)	Ix (in ⁴)	Weight (lb)
0.00		0.4375	52.750	72.640	25,115.3	19.85	120.57	78.1	937.8	0.0	0.0	19.64	8,737	0.0
5.00		0.4375	51.653	71.116	23,567.9	19.41	118.06	78.6	898.7	0.0	1,222.9	19.64	8,418	334.0
10.00		0.4375	50.556	69.593	22,085.4	18.96	115.56	79.1	860.4	0.0	1,197.0	19.64	8,106	334.0
15.00		0.4375	49.458	68.069	20,666.4	18.52	113.05	79.6	823.0	0.0	1,171.1	19.64	7,799	334.0
20.00		0.4375	48.361	66.546	19,309.5	18.08	110.54	80.1	786.4	0.0	1,145.2	19.64	7,499	334.0
25.00		0.4375	47.264	65.022	18,013.3	17.64	108.03	80.7	750.7	0.0	1,119.2	19.64	7,204	334.0
30.00		0.4375	46.167	63.498	16,776.5	17.20	105.52	81.2	715.7	0.0	1,093.3	19.64	6,915	334.0
35.00		0.4375	45.069	61.975	15,597.7	16.75	103.02	81.7	681.6	0.0	1,067.4	19.64	6,633	334.0
40.00		0.4375	43.972	60.451	14,475.4	16.31	100.51	82.2	648.4	0.0	1,041.5	19.64	6,356	334.0
42.96	Bot - Section 2	0.4375	43.323	59.550	13,837.8	16.05	99.02	82.5	629.1	0.0	603.6	19.64	6,195	197.5
45.00		0.4375	42.875	58.928	13,408.2	15.87	98.00	82.6	616.0	0.0	771.7	19.64	6,269	136.5
49.04	Top - Section 1	0.3750	42.738	50.421	11,432.7	18.69	113.97	79.4	526.9	0.0	1,502.0	19.64	6,051	269.9
50.00		0.3750	42.528	50.171	11,263.0	18.59	113.41	79.5	521.6	0.0	164.3	19.64	6,000	64.1
55.00		0.3750	41.431	48.865	10,406.2	18.07	110.48	80.1	494.7	0.0	842.5	19.64	5,737	334.0
60.00		0.3750	40.333	47.559	9,594.0	17.55	107.56	80.8	468.5	0.0	820.3	19.64	5,480	334.0
65.00		0.3750	39.236	46.253	8,825.1	17.04	104.63	81.4	443.0	0.0	798.0	19.64	5,228	334.0
70.00		0.3750	38.139	44.947	8,098.5	16.52	101.70	82.0	418.2	0.0	775.8	19.64	4,983	334.0
75.00		0.3750	37.042	43.641	7,412.9	16.01	98.78	82.6	394.2	0.0	753.6	19.64	4,743	334.0
78.00		0.3750	36.383	42.857	7,020.8	15.70	97.02	82.6	380.1	0.0	441.5	19.64	4,602	200.4
80.00		0.3750	35.944	42.335	6,767.2	15.49	95.85	82.6	370.8	0.0	289.9	19.64	4,510	133.6
85.00		0.3750	34.847	41.029	6,160.0	14.97	92.93	82.6	348.2	0.0	709.2	19.64	4,282	334.0
87.54	Bot - Section 3	0.3750	34.290	40.366	5,866.0	14.71	91.44	82.6	336.9	0.0	351.7	19.64	4,168	169.7
90.00		0.3750	33.750	39.723	5,590.4	14.46	90.00	82.6	326.2	0.0	620.3	19.64	4,186	164.3
92.46	Top - Section 2	0.3125	33.836	33.250	4,721.1	17.68	108.27	80.6	274.8	0.0	609.5	19.64	4,077	164.1
93.00		0.3125	33.717	33.132	4,670.9	17.61	107.89	80.7	272.9	0.0	61.4	19.64	4,053	36.3
95.00		0.3125	33.278	32.696	4,489.2	17.37	106.49	81.0	265.7	0.0	224.0	19.64	3,966	133.6
97.00		0.3125	32.839	32.261	4,312.2	17.12	105.08	81.3	258.6	0.0	221.0	19.64	3,880	133.6
100.0		0.3125	32.181	31.608	4,055.7	16.75	102.98	81.7	248.2	0.0	326.0	19.64	3,753	200.4
103.7	Reinf. Top	0.3125	31.358	30.792	3,749.5	16.28	100.34	82.2	235.5	0.0	398.1	19.64	3,597	250.5
105.0		0.3125	31.083	30.520	3,651.0	16.13	99.47	82.4	231.3	0.0	130.4			
110.0		0.3125	29.986	29.431	3,274.2	15.51	95.96	82.6	215.1	0.0	510.0			
115.0		0.3125	28.889	28.343	2,924.3	14.89	92.44	82.6	199.4	0.0	491.5			
120.0		0.3125	27.792	27.255	2,600.2	14.27	88.93	82.6	184.3	0.0	473.0			
125.0		0.3125	26.694	26.167	2,301.0	13.65	85.42	82.6	169.8	0.0	454.5			
130.0		0.3125	25.597	25.078	2,025.7	13.03	81.91	82.6	155.9	0.0	435.9			
132.0		0.3125	25.158	24.643	1,922.0	12.78	80.51	82.6	150.5	0.0	169.2			
132.1	Bot - Section 4	0.3125	25.132	24.617	1,915.9	12.77	80.42	82.6	150.2	0.0	10.0			
134.0		0.3125	24.719	24.208	1,821.9	12.54	79.10	82.6	145.2	0.0	251.8			
135.0		0.3125	24.500	23.990	1,773.2	12.41	78.40	82.6	142.6	0.0	132.2			
135.8	Top - Section 3	0.1875	24.684	14.578	1,105.3	21.80	131.65	75.8	88.2	0.0	114.0			
140.0		0.1875	23.778	14.039	987.1	20.95	126.81	76.8	81.8	0.0	201.1			
141.0		0.1875	23.558	13.908	959.8	20.74	125.64	77.0	80.2	0.0	47.5			
142.0		0.1875	23.339	13.777	933.0	20.54	124.47	77.2	78.7	0.0	47.1			
145.0		0.1875	22.681	13.386	855.6	19.92	120.96	78.0	74.3	0.0	138.6			
146.0		0.1875	22.461	13.255	830.8	19.71	119.79	78.2	72.9	0.0	45.3			
147.0		0.1875	22.242	13.125	806.5	19.51	118.62	78.5	71.4	0.0	44.9			
150.0		0.1875	21.583	12.733	736.4	18.89	115.11	79.2	67.2	0.0	132.0			
155.0		0.1875	20.486	12.080	628.8	17.85	109.26	80.4	60.5	0.0	211.1			
160.0		0.1875	19.389	11.427	532.3	16.82	103.41	81.6	54.1	0.0	200.0			
165.0		0.1875	18.292	10.774	446.2	15.79	97.56	82.6	48.0	0.0	188.9			
166.0		0.1875	18.072	10.643	430.1	15.58	96.39	82.6	46.9	0.0	36.4			
170.0		0.1875	17.194	10.121	369.8	14.76	91.70	82.6	42.4	0.0	141.3			
175.0		0.1875	16.097	9.468	302.8	13.73	85.85	82.6	37.0	0.0	166.6			
179.0		0.1875	15.219	8.946	255.4	12.90	81.17	82.6	33.1	0.0	125.3			
180.0		0.1875	15.000	8.815	244.4	12.70	80.00	82.6	32.1	0.0	30.2			
											25,271.1		6,930.5	

Load Case: 1.2D + 1.0W	124 mph with No Ice	28 Iterations
Gust Response Factor :1.10		
Dead Load Factor :1.20		
Wind Load Factor :1.00		

Applied Segment Forces Summary

Seg Elev (ft)	Description	Shaft Forces		Discrete Forces			Linear Forces		Sum of Forces				
		Wind FX (lb)	Dead Load (lb)	Wind FX (lb)	Torsion MY (lb-ft)	Moment MZ (lb-ft)	Dead Load (lb)	Wind FX (lb)	Dead Load (lb)	Wind FX (lb)	Dead Load (lb)	Torsion MY (lb-ft)	Moment MZ (lb)
0.00		367.0	0.0					0.0	0.0	367.0	0.0	0.0	0.0
5.00		726.3	1,467.5					150.8	869.9	877.2	2,337.4	0.0	0.0
10.00		710.9	1,436.4					150.7	869.9	861.6	2,306.3	0.0	0.0
15.00		695.5	1,405.3					150.5	869.9	845.9	2,275.2	0.0	0.0
20.00		680.1	1,374.2					150.3	869.9	830.3	2,244.1	0.0	0.0
25.00		664.6	1,343.1					150.1	869.9	814.7	2,213.0	0.0	0.0
30.00	Appurtenance(s)	656.9	1,312.0	24.9	0.0	0.0	12.0	149.9	869.9	831.7	2,193.9	0.0	0.0
35.00		662.4	1,280.9					153.3	867.9	815.6	2,148.8	0.0	0.0
40.00		533.1	1,249.8					159.4	867.9	692.6	2,117.7	0.0	0.0
42.96	Bot - Section 2	339.9	724.4					96.9	513.2	436.8	1,237.6	0.0	0.0
45.00		419.8	926.0					68.1	354.7	487.9	1,280.7	0.0	0.0
49.04	Top - Section 1	345.6	1,802.4					137.1	701.2	482.7	2,503.6	0.0	0.0
50.00		413.1	197.2					33.1	166.7	446.2	363.8	0.0	0.0
55.00		693.1	1,011.0					175.0	867.9	868.0	1,878.9	0.0	0.0
60.00		691.7	984.3					179.3	867.9	871.0	1,852.2	0.0	0.0
65.00		688.5	957.7					183.3	867.9	871.8	1,825.6	0.0	0.0
70.00		683.6	931.0					187.1	867.9	870.7	1,798.9	0.0	0.0
75.00		542.9	904.3					191.1	867.9	734.0	1,772.2	0.0	0.0
78.00	Appurtenance(s)	336.8	529.8	3.3	0.0	3.3	0.7	117.1	520.7	457.1	1,051.3	0.0	0.0
80.00	Appurtenance(s)	466.8	347.9	1,726.1	0.0	0.0	333.6	109.6	346.8	2,302.5	1,028.3	0.0	0.0
85.00		499.7	851.0					278.0	863.9	777.7	1,714.9	0.0	0.0
87.54	Bot - Section 3	330.6	422.1					143.4	438.9	474.0	860.9	0.0	0.0
90.00		325.6	744.3					140.2	425.1	465.8	1,169.4	0.0	0.0
92.46	Top - Section 2	197.7	731.5					141.3	424.5	339.0	1,155.9	0.0	0.0
93.00	Appurtenance(s)	166.3	73.7	28.6	0.0	85.8	10.0	31.4	93.9	226.3	177.5	0.0	0.0
95.00	Appurtenance(s)	260.4	268.8	502.1	0.0	14.2	564.0	116.0	344.8	878.5	1,177.6	0.0	0.0
97.00	Appurtenance(s)	322.5	265.2	28.6	0.0	-28.6	10.0	116.8	344.4	467.9	619.6	0.0	0.0
100.00		430.5	391.2					176.8	515.4	607.3	906.6	0.0	0.0
103.75	Reinf. Top	316.2	477.7					223.5	644.3	539.7	1,122.1	0.0	0.0
105.00	Appurtenance(s)	387.8	156.5	418.5	0.0	418.5	95.0	75.1	114.6	881.5	366.1	0.0	0.0
110.00		611.6	612.0					254.2	428.8	865.8	1,040.8	0.0	0.0
115.00	Appurtenance(s)	596.8	589.8	1,914.0	0.0	0.0	2,001.6	258.2	361.4	2,768.9	2,952.8	0.0	0.0
120.00		581.1	567.6					177.0	271.1	758.2	838.6	0.0	0.0
125.00	Appurtenance(s)	455.8	545.3	3,970.2	0.0	0.0	3,365.5	179.1	271.1	4,605.0	4,181.9	0.0	0.0
130.00		235.4	523.1					2.2	233.8	237.6	756.9	0.0	0.0
132.00	Appurtenance(s)	70.2	203.0	275.7	0.0	827.2	380.9	0.9	93.5	346.8	677.4	0.0	0.0
132.12	Bot - Section 4	66.3	12.0					0.1	5.6	66.3	17.6	0.0	0.0
134.00	Appurtenance(s)	95.2	302.2	2,469.2	0.0	1,125.8	3,047.6	0.8	87.9	2,565.2	3,437.7	0.0	0.0
135.00		61.2	158.7					0.4	42.3	61.7	201.0	0.0	0.0
135.87	Top - Section 3	160.9	136.8					0.4	36.8	161.3	173.6	0.0	0.0
140.00	Appurtenance(s)	164.2	241.3	449.9	0.0	0.0	540.0	1.8	174.8	616.0	956.1	0.0	0.0
141.00	Appurtenance(s)	63.4	57.1	48.3	0.0	0.0	30.0	0.4	42.3	112.2	129.4	0.0	0.0
142.00	Appurtenance(s)	126.5	56.5	47.0	0.0	-47.0	6.0	0.4	41.0	174.0	103.5	0.0	0.0
145.00		126.4	166.4					1.4	121.7	127.7	288.1	0.0	0.0
146.00	Appurtenance(s)	63.0	54.4	772.4	0.0	0.0	194.4	0.5	40.6	835.9	289.4	0.0	0.0
147.00	Appurtenance(s)	125.7	53.9	456.5	0.0	-456.5	94.8	0.5	35.7	582.7	184.3	0.0	0.0
150.00	Appurtenance(s)	250.3	158.4	288.4	0.0	0.0	190.0	1.4	101.1	540.1	449.4	0.0	0.0
155.00		311.2	253.3					2.3	163.5	313.5	416.8	0.0	0.0

Site Number: 302506

Code: ANSI/TIA-222-H

© 2007 - 2021 by ATC IP LLC. All rights reserved.

Site Name: Winchester CT 3, CT

Engineering Number: 13668992_C3_02

4/27/2021 3:39:56 PM

Customer: VERIZON WIRELESS

Load Case: 1.2D + 1.0W

124 mph with No Ice

28 Iterations

Gust Response Factor :1.10

Dead Load Factor :1.20

Wind Load Factor :1.00

160.00		309.1	240.0					2.3	163.5	311.4	403.5	0.0	0.0
165.00		184.7	226.6					2.3	163.5	187.0	390.1	0.0	0.0
166.00	Appurtenance(s)	129.5	43.7	3,087.3	0.0	930.0	2,787.6	0.5	32.7	3,217.2	2,864.0	0.0	0.0
170.00		216.2	169.6					0.0	72.3	216.2	241.9	0.0	0.0
175.00		206.5	200.0					0.0	90.4	206.5	290.4	0.0	0.0
179.00	Appurtenance(s)	110.6	150.4	120.5	0.0	0.0	15.6	0.0	72.3	231.1	238.3	0.0	0.0
180.00	Appurtenance(s)	21.6	36.3	1,207.2	0.0	0.0	1,800.0	0.0	18.1	1,228.7	1,854.3	0.0	0.0
Totals:										42,760.3	67,077.8	0.00	0.00

Load Case: 1.2D + 1.0W

124 mph with No Ice

28 Iterations

Gust Response Factor :1.10
 Dead Load Factor :1.20
 Wind Load Factor :1.00

Calculated Forces

Seg Elev (ft)	Pu FY (-) (kips)	Vu FX (-) (kips)	Tu MY (ft-kips)	Mu MZ (ft-kips)	Mu MX (ft-kips)	Resultant Moment (ft-kips)	phi Pn (kips)	phi Vn (kips)	phi Tn (ft-kips)	phi Mn (ft-kips)	Total Deflect (in)	Rotation (deg)	Ratio
0.00	-69.00	-45.58	0.00	-5,065.60	0.00	5,065.60	5,102.86	1,274.83	6,023.66	5,489.79	0.00	0.00	0.697
5.00	-66.50	-44.94	0.00	-4,837.72	0.00	4,837.72	5,029.12	1,248.09	5,773.66	5,296.03	0.11	-0.21	0.685
10.00	-64.04	-44.30	0.00	-4,613.03	0.00	4,613.03	4,953.95	1,221.35	5,528.95	5,104.17	0.44	-0.42	0.673
15.00	-61.61	-43.66	0.00	-4,391.53	0.00	4,391.53	4,877.36	1,194.61	5,289.54	4,914.28	1.00	-0.63	0.660
20.00	-59.22	-43.03	0.00	-4,173.21	0.00	4,173.21	4,799.34	1,167.87	5,055.44	4,726.48	1.77	-0.84	0.647
25.00	-56.86	-42.39	0.00	-3,958.08	0.00	3,958.08	4,719.90	1,141.14	4,826.63	4,540.86	2.77	-1.06	0.633
30.00	-54.52	-41.72	0.00	-3,746.13	0.00	3,746.13	4,639.03	1,114.40	4,603.12	4,357.51	4.00	-1.28	0.619
35.00	-52.24	-41.05	0.00	-3,537.53	0.00	3,537.53	4,556.73	1,087.66	4,384.91	4,176.53	5.46	-1.50	0.604
40.00	-50.02	-40.46	0.00	-3,332.26	0.00	3,332.26	4,473.00	1,060.92	4,171.99	3,998.03	7.14	-1.72	0.589
42.96	-48.72	-40.08	0.00	-3,212.65	0.00	3,212.65	4,422.82	1,045.11	4,048.59	3,893.68	8.25	-1.85	0.580
45.00	-47.36	-39.66	0.00	-3,130.76	0.00	3,130.76	4,378.03	1,034.18	3,964.38	3,813.53	9.06	-1.94	0.569
49.04	-44.80	-39.17	0.00	-2,970.54	0.00	2,970.54	3,604.17	884.89	3,386.04	3,138.50	10.78	-2.12	0.630
50.00	-44.36	-38.82	0.00	-2,932.93	0.00	2,932.93	3,591.50	880.49	3,352.45	3,111.78	11.21	-2.16	0.626
55.00	-42.36	-38.05	0.00	-2,738.82	0.00	2,738.82	3,524.70	857.57	3,180.22	2,973.71	13.60	-2.40	0.604
60.00	-40.40	-37.27	0.00	-2,548.56	0.00	2,548.56	3,456.48	834.66	3,012.53	2,837.51	16.23	-2.63	0.582
65.00	-38.47	-36.46	0.00	-2,362.23	0.00	2,362.23	3,386.83	811.74	2,849.38	2,703.28	19.11	-2.86	0.559
70.00	-36.57	-35.65	0.00	-2,179.92	0.00	2,179.92	3,315.75	788.82	2,690.77	2,571.11	22.23	-3.09	0.535
75.00	-34.74	-34.92	0.00	-2,001.70	0.00	2,001.70	3,242.30	765.90	2,536.71	2,440.39	25.59	-3.32	0.510
78.00	-33.65	-34.47	0.00	-1,896.92	0.00	1,896.92	3,184.09	752.15	2,446.45	2,353.11	27.71	-3.45	0.496
80.00	-32.67	-32.20	0.00	-1,827.98	0.00	1,827.98	3,145.28	742.98	2,387.18	2,295.80	29.18	-3.55	0.487
85.00	-30.92	-31.41	0.00	-1,666.97	0.00	1,666.97	3,048.26	720.06	2,242.20	2,155.63	33.01	-3.77	0.465
87.54	-30.03	-30.93	0.00	-1,587.21	0.00	1,587.21	2,998.97	708.42	2,170.29	2,086.12	35.04	-3.88	0.453
90.00	-28.84	-30.44	0.00	-1,511.11	0.00	1,511.11	2,951.23	697.14	2,101.76	2,019.88	37.07	-3.99	0.436
92.46	-27.68	-30.05	0.00	-1,436.34	0.00	1,436.34	2,412.07	583.53	1,766.98	1,661.36	39.15	-4.09	0.474
93.00	-27.49	-29.84	0.00	-1,419.92	0.00	1,419.92	2,405.85	581.46	1,754.43	1,651.12	39.61	-4.11	0.470
95.00	-26.33	-28.92	0.00	-1,360.22	0.00	1,360.22	2,382.81	573.82	1,708.64	1,613.62	41.36	-4.21	0.457
97.00	-25.69	-28.46	0.00	-1,302.38	0.00	1,302.38	2,359.55	566.18	1,663.45	1,576.40	43.14	-4.30	0.444
100.00	-24.76	-27.85	0.00	-1,217.00	0.00	1,217.00	2,324.22	554.72	1,596.80	1,521.06	45.88	-4.43	0.425
103.75	-23.64	-27.26	0.00	-1,112.58	0.00	1,112.58	2,279.33	540.40	1,515.41	1,452.80	49.42	-4.59	0.400
103.75	-23.64	-27.26	0.00	-1,112.58	0.00	1,112.58	2,279.33	540.40	1,515.41	1,452.80	49.42	-4.59	0.779
105.00	-23.24	-26.45	0.00	-1,078.08	0.00	1,078.08	2,264.20	535.62	1,488.76	1,430.27	50.62	-4.64	0.766
110.00	-22.10	-25.65	0.00	-945.84	0.00	945.84	2,186.61	516.52	1,384.49	1,331.51	55.69	-5.03	0.723
115.00	-19.26	-22.75	0.00	-817.60	0.00	817.60	2,105.76	497.42	1,284.02	1,234.37	61.16	-5.42	0.674
120.00	-18.37	-22.03	0.00	-703.85	0.00	703.85	2,024.90	478.32	1,187.32	1,140.91	67.02	-5.79	0.628
125.00	-14.58	-17.10	0.00	-593.71	0.00	593.71	1,944.05	459.22	1,094.41	1,051.12	73.27	-6.14	0.574
130.00	-13.79	-16.84	0.00	-508.19	0.00	508.19	1,863.20	440.13	1,005.29	965.02	79.87	-6.48	0.535
132.00	-13.13	-16.44	0.00	-473.68	0.00	473.68	1,830.86	432.49	970.70	931.61	82.61	-6.62	0.517
132.12	-13.10	-16.38	0.00	-471.72	0.00	471.72	1,828.92	432.03	968.65	929.62	82.78	-6.63	0.516
134.00	-9.96	-13.45	0.00	-439.79	0.00	439.79	1,798.52	424.85	936.71	898.78	85.41	-6.76	0.496
135.00	-9.76	-13.38	0.00	-426.33	0.00	426.33	1,782.35	421.03	919.95	882.59	86.82	-6.82	0.490
135.87	-9.57	-13.22	0.00	-414.70	0.00	414.70	993.95	255.84	566.08	501.09	88.07	-6.88	0.840
140.00	-8.65	-12.52	0.00	-360.08	0.00	360.08	969.84	246.38	524.97	470.70	94.13	-7.14	0.776
141.00	-8.52	-12.41	0.00	-347.56	0.00	347.56	963.86	244.09	515.25	463.41	95.63	-7.25	0.761

Site Number: 302506

Code: ANSI/TIA-222-H

© 2007 - 2021 by ATC IP LLC. All rights reserved.

Site Name: Winchester CT 3, CT

Engineering Number:13668992_C3_02

4/27/2021 3:39:56 PM

Customer: VERIZON WIRELESS

Load Case: 1.2D + 1.0W

124 mph with No Ice

28 Iterations

Gust Response Factor :1.10

Dead Load Factor :1.20

Wind Load Factor :1.00

142.00	-8.39	-12.25	0.00	-335.15	0.00	335.15	957.82	241.79	505.62	456.15	97.16	-7.35	0.746
145.00	-8.09	-12.12	0.00	-298.39	0.00	298.39	939.35	234.92	477.28	434.53	101.85	-7.64	0.698
146.00	-7.89	-11.26	0.00	-286.27	0.00	286.27	933.08	232.63	468.01	427.39	103.46	-7.73	0.681
147.00	-7.75	-10.69	0.00	-275.01	0.00	275.01	926.76	230.34	458.83	420.27	105.08	-7.83	0.665
150.00	-7.32	-10.13	0.00	-242.95	0.00	242.95	907.44	223.46	431.85	399.13	110.08	-8.10	0.619
155.00	-6.89	-9.81	0.00	-192.28	0.00	192.28	874.09	212.00	388.70	364.57	118.77	-8.53	0.537
160.00	-6.48	-9.48	0.00	-143.22	0.00	143.22	839.33	200.54	347.82	330.98	127.87	-8.90	0.443
165.00	-6.09	-9.26	0.00	-95.80	0.00	95.80	800.44	189.08	309.21	297.43	137.34	-9.22	0.332
166.00	-3.77	-5.63	0.00	-85.62	0.00	85.62	790.74	186.79	301.76	290.23	139.27	-9.28	0.301
170.00	-3.55	-5.39	0.00	-63.10	0.00	63.10	751.93	177.62	272.87	262.30	147.10	-9.48	0.246
175.00	-3.28	-5.14	0.00	-36.16	0.00	36.16	703.42	166.16	238.80	229.37	157.09	-9.67	0.163
179.00	-3.08	-4.88	0.00	-15.59	0.00	15.59	664.61	156.99	213.19	204.62	165.20	-9.77	0.082
180.00	0.00	-4.28	0.00	-10.71	0.00	10.71	654.91	154.70	207.01	198.65	167.24	-9.78	0.055

Load Case: 0.9D + 1.0W	124 mph with No Ice (Reduced DL)	28 Iterations
Gust Response Factor :1.10		
Dead Load Factor :0.90		
Wind Load Factor :1.00		

Applied Segment Forces Summary

Seg Elev (ft)	Description	Shaft Forces		Discrete Forces			Linear Forces		Sum of Forces				
		Wind FX (lb)	Dead Load (lb)	Wind FX (lb)	Torsion MY (lb-ft)	Moment MZ (lb-ft)	Dead Load (lb)	Wind FX (lb)	Dead Load (lb)	Wind FX (lb)	Dead Load (lb)	Torsion MY (lb-ft)	Moment MZ (lb)
0.00		367.0	0.0					0.0	0.0	367.0	0.0	0.0	0.0
5.00		726.3	1,100.6					150.8	652.4	877.2	1,753.0	0.0	0.0
10.00		710.9	1,077.3					150.7	652.4	861.6	1,729.7	0.0	0.0
15.00		695.5	1,054.0					150.5	652.4	845.9	1,706.4	0.0	0.0
20.00		680.1	1,030.6					150.3	652.4	830.3	1,683.1	0.0	0.0
25.00		664.6	1,007.3					150.1	652.4	814.7	1,659.7	0.0	0.0
30.00	Appurtenance(s)	656.9	984.0	24.9	0.0	0.0	9.0	149.9	652.4	831.7	1,645.4	0.0	0.0
35.00		662.4	960.7					153.3	650.9	815.6	1,611.6	0.0	0.0
40.00		533.1	937.3					159.4	650.9	692.6	1,588.2	0.0	0.0
42.96	Bot - Section 2	339.9	543.3					96.9	384.9	436.8	928.2	0.0	0.0
45.00		419.8	694.5					68.1	266.0	487.9	960.6	0.0	0.0
49.04	Top - Section 1	345.6	1,351.8					137.1	525.9	482.7	1,877.7	0.0	0.0
50.00		413.1	147.9					33.1	125.0	446.2	272.9	0.0	0.0
55.00		693.1	758.2					175.0	650.9	868.0	1,409.2	0.0	0.0
60.00		691.7	738.2					179.3	650.9	871.0	1,389.2	0.0	0.0
65.00		688.5	718.2					183.3	650.9	871.8	1,369.2	0.0	0.0
70.00		683.6	698.2					187.1	650.9	870.7	1,349.2	0.0	0.0
75.00		542.9	678.3					191.1	650.9	734.0	1,329.2	0.0	0.0
78.00	Appurtenance(s)	336.8	397.4	3.3	0.0	3.3	0.5	117.1	390.6	457.1	788.4	0.0	0.0
80.00	Appurtenance(s)	466.8	260.9	1,726.1	0.0	0.0	250.2	109.6	260.1	2,302.5	771.2	0.0	0.0
85.00		499.7	638.3					278.0	648.0	777.7	1,286.2	0.0	0.0
87.54	Bot - Section 3	330.6	316.6					143.4	329.1	474.0	645.7	0.0	0.0
90.00		325.6	558.2					140.2	318.8	465.8	877.1	0.0	0.0
92.46	Top - Section 2	197.7	548.6					141.3	318.3	339.0	866.9	0.0	0.0
93.00	Appurtenance(s)	166.3	55.2	28.6	0.0	85.8	7.5	31.4	70.4	226.3	133.1	0.0	0.0
95.00	Appurtenance(s)	260.4	201.6	502.1	0.0	14.2	423.0	116.0	258.6	878.5	883.2	0.0	0.0
97.00	Appurtenance(s)	322.5	198.9	28.6	0.0	-28.6	7.5	116.8	258.3	467.9	464.7	0.0	0.0
100.00		430.5	293.4					176.8	386.6	607.3	680.0	0.0	0.0
103.75	Reinf. Top	316.2	358.3					223.5	483.2	539.7	841.5	0.0	0.0
105.00	Appurtenance(s)	387.8	117.4	418.5	0.0	418.5	71.3	75.1	85.9	881.5	274.6	0.0	0.0
110.00		611.6	459.0					254.2	321.6	865.8	780.6	0.0	0.0
115.00	Appurtenance(s)	596.8	442.3	1,914.0	0.0	0.0	1,501.2	258.2	271.0	2,768.9	2,214.6	0.0	0.0
120.00		581.1	425.7					177.0	203.3	758.2	629.0	0.0	0.0
125.00	Appurtenance(s)	455.8	409.0	3,970.2	0.0	0.0	2,524.1	179.1	203.3	4,605.0	3,136.5	0.0	0.0
130.00		235.4	392.3					2.2	175.3	237.6	567.7	0.0	0.0
132.00	Appurtenance(s)	70.2	152.3	275.7	0.0	827.2	285.7	0.9	70.1	346.8	508.1	0.0	0.0
132.12	Bot - Section 4	66.3	9.0					0.1	4.2	66.3	13.2	0.0	0.0
134.00	Appurtenance(s)	95.2	226.6	2,469.2	0.0	1,125.8	2,285.7	0.8	65.9	2,565.2	2,578.3	0.0	0.0
135.00		61.2	119.0					0.4	31.7	61.7	150.7	0.0	0.0
135.87	Top - Section 3	160.9	102.6					0.4	27.6	161.3	130.2	0.0	0.0
140.00	Appurtenance(s)	164.2	181.0	449.9	0.0	0.0	405.0	1.8	131.1	616.0	717.1	0.0	0.0
141.00	Appurtenance(s)	63.4	42.8	48.3	0.0	0.0	22.5	0.4	31.7	112.2	97.0	0.0	0.0
142.00	Appurtenance(s)	126.5	42.4	47.0	0.0	-47.0	4.5	0.4	30.7	174.0	77.6	0.0	0.0
145.00		126.4	124.8					1.4	91.3	127.7	216.1	0.0	0.0
146.00	Appurtenance(s)	63.0	40.8	772.4	0.0	0.0	145.8	0.5	30.4	835.9	217.0	0.0	0.0
147.00	Appurtenance(s)	125.7	40.4	456.5	0.0	-456.5	71.1	0.5	26.7	582.7	138.2	0.0	0.0
150.00	Appurtenance(s)	250.3	118.8	288.4	0.0	0.0	142.5	1.4	75.8	540.1	337.0	0.0	0.0
155.00		311.2	190.0					2.3	122.6	313.5	312.6	0.0	0.0

Site Number: 302506

Code: ANSI/TIA-222-H

© 2007 - 2021 by ATC IP LLC. All rights reserved.

Site Name: Winchester CT 3, CT

Engineering Number: 13668992_C3_02

4/27/2021 3:40:06 PM

Customer: VERIZON WIRELESS

Load Case: 0.9D + 1.0W

124 mph with No Ice (Reduced DL)

28 Iterations

Gust Response Factor :1.10

Dead Load Factor :0.90

Wind Load Factor :1.00

160.00		309.1	180.0					2.3	122.6	311.4	302.6	0.0	0.0
165.00		184.7	170.0					2.3	122.6	187.0	292.6	0.0	0.0
166.00	Appurtenance(s)	129.5	32.8	3,087.3	0.0	930.0	2,090.7	0.5	24.5	3,217.2	2,148.0	0.0	0.0
170.00		216.2	127.2					0.0	54.3	216.2	181.4	0.0	0.0
175.00		206.5	150.0					0.0	67.8	206.5	217.8	0.0	0.0
179.00	Appurtenance(s)	110.6	112.8	120.5	0.0	0.0	11.7	0.0	54.3	231.1	178.7	0.0	0.0
180.00	Appurtenance(s)	21.6	27.2	1,207.2	0.0	0.0	1,350.0	0.0	13.6	1,228.7	1,390.8	0.0	0.0
									Totals:	42,760.3	50,308.3	0.00	0.00

Load Case: 0.9D + 1.0W

124 mph with No Ice (Reduced DL)

28 Iterations

Gust Response Factor :1.10
 Dead Load Factor :0.90
 Wind Load Factor :1.00

Calculated Forces

Seg Elev (ft)	Pu FY (-) (kips)	Vu FX (-) (kips)	Tu MY (ft-kips)	Mu MZ (ft-kips)	Mu MX (ft-kips)	Resultant Moment (ft-kips)	phi Pn (kips)	phi Vn (kips)	phi Tn (ft-kips)	phi Mn (ft-kips)	Total Deflect (in)	Rotation (deg)	Ratio
0.00	-51.73	-45.54	0.00	-4,992.82	0.00	4,992.82	5,102.86	1,274.83	6,023.66	5,489.79	0.00	0.00	0.684
5.00	-49.82	-44.84	0.00	-4,765.10	0.00	4,765.10	5,029.12	1,248.09	5,773.66	5,296.03	0.11	-0.21	0.672
10.00	-47.94	-44.15	0.00	-4,540.89	0.00	4,540.89	4,953.95	1,221.35	5,528.95	5,104.17	0.44	-0.41	0.660
15.00	-46.08	-43.45	0.00	-4,320.16	0.00	4,320.16	4,877.36	1,194.61	5,289.54	4,914.28	0.98	-0.62	0.647
20.00	-44.25	-42.77	0.00	-4,102.89	0.00	4,102.89	4,799.34	1,167.87	5,055.44	4,726.48	1.75	-0.83	0.634
25.00	-42.45	-42.08	0.00	-3,889.07	0.00	3,889.07	4,719.90	1,141.14	4,826.63	4,540.86	2.73	-1.04	0.620
30.00	-40.66	-41.37	0.00	-3,678.66	0.00	3,678.66	4,639.03	1,114.40	4,603.12	4,357.51	3.94	-1.26	0.606
35.00	-38.92	-40.66	0.00	-3,471.82	0.00	3,471.82	4,556.73	1,087.66	4,384.91	4,176.53	5.37	-1.47	0.591
40.00	-37.23	-40.04	0.00	-3,268.51	0.00	3,268.51	4,473.00	1,060.92	4,171.99	3,998.03	7.03	-1.69	0.576
42.96	-36.24	-39.64	0.00	-3,150.14	0.00	3,150.14	4,422.82	1,045.11	4,048.59	3,893.68	8.11	-1.82	0.566
45.00	-35.21	-39.21	0.00	-3,069.14	0.00	3,069.14	4,378.03	1,034.18	3,964.38	3,813.53	8.91	-1.91	0.556
49.04	-33.27	-38.72	0.00	-2,910.75	0.00	2,910.75	3,604.17	884.89	3,386.04	3,138.50	10.60	-2.08	0.615
50.00	-32.93	-38.34	0.00	-2,873.58	0.00	2,873.58	3,591.50	880.49	3,352.45	3,111.78	11.02	-2.12	0.611
55.00	-31.40	-37.55	0.00	-2,681.87	0.00	2,681.87	3,524.70	857.57	3,180.22	2,973.71	13.37	-2.35	0.590
60.00	-29.91	-36.74	0.00	-2,494.14	0.00	2,494.14	3,456.48	834.66	3,012.53	2,837.51	15.96	-2.58	0.567
65.00	-28.44	-35.91	0.00	-2,310.47	0.00	2,310.47	3,386.83	811.74	2,849.38	2,703.28	18.78	-2.81	0.545
70.00	-27.00	-35.08	0.00	-2,130.91	0.00	2,130.91	3,315.75	788.82	2,690.77	2,571.11	21.85	-3.03	0.521
75.00	-25.61	-34.35	0.00	-1,955.52	0.00	1,955.52	3,242.30	765.90	2,536.71	2,440.39	25.14	-3.25	0.496
78.00	-24.78	-33.90	0.00	-1,852.46	0.00	1,852.46	3,184.09	752.15	2,446.45	2,353.11	27.23	-3.39	0.483
80.00	-24.06	-31.62	0.00	-1,784.66	0.00	1,784.66	3,145.28	742.98	2,387.18	2,295.80	28.67	-3.48	0.474
85.00	-22.74	-30.83	0.00	-1,626.57	0.00	1,626.57	3,048.26	720.06	2,242.20	2,155.63	32.42	-3.69	0.452
87.54	-22.07	-30.35	0.00	-1,548.27	0.00	1,548.27	2,998.97	708.42	2,170.29	2,086.12	34.42	-3.80	0.441
90.00	-21.17	-29.87	0.00	-1,473.61	0.00	1,473.61	2,951.23	697.14	2,101.76	2,019.88	36.40	-3.91	0.424
92.46	-20.30	-29.49	0.00	-1,400.24	0.00	1,400.24	2,412.07	583.53	1,766.98	1,661.36	38.44	-4.01	0.460
93.00	-20.15	-29.28	0.00	-1,384.12	0.00	1,384.12	2,405.85	581.46	1,754.43	1,651.12	38.90	-4.03	0.457
95.00	-19.29	-28.37	0.00	-1,325.56	0.00	1,325.56	2,382.81	573.82	1,708.64	1,613.62	40.61	-4.12	0.444
97.00	-18.81	-27.90	0.00	-1,268.83	0.00	1,268.83	2,359.55	566.18	1,663.45	1,576.40	42.35	-4.21	0.431
100.00	-18.11	-27.29	0.00	-1,185.12	0.00	1,185.12	2,324.22	554.72	1,596.80	1,521.06	45.03	-4.34	0.412
103.75	-17.26	-26.72	0.00	-1,082.79	0.00	1,082.79	2,279.33	540.40	1,515.41	1,452.80	48.50	-4.49	0.387
103.75	-17.26	-26.72	0.00	-1,082.79	0.00	1,082.79	2,279.33	540.40	1,515.41	1,452.80	48.50	-4.49	0.755
105.00	-16.96	-25.88	0.00	-1,048.97	0.00	1,048.97	2,264.20	535.62	1,488.76	1,430.27	49.68	-4.54	0.743
110.00	-16.09	-25.06	0.00	-919.56	0.00	919.56	2,186.61	516.52	1,384.49	1,331.51	54.64	-4.93	0.700
115.00	-13.99	-22.20	0.00	-794.25	0.00	794.25	2,105.76	497.42	1,284.02	1,234.37	60.00	-5.30	0.652
120.00	-13.30	-21.46	0.00	-683.26	0.00	683.26	2,024.90	478.32	1,187.32	1,140.91	65.74	-5.66	0.607
125.00	-10.55	-16.63	0.00	-575.95	0.00	575.95	1,944.05	459.22	1,094.41	1,051.12	71.84	-6.00	0.555
130.00	-9.95	-16.37	0.00	-492.81	0.00	492.81	1,863.20	440.13	1,005.29	965.02	78.29	-6.33	0.517
132.00	-9.46	-15.98	0.00	-459.25	0.00	459.25	1,830.86	432.49	970.70	931.61	80.97	-6.47	0.500
132.12	-9.44	-15.92	0.00	-457.34	0.00	457.34	1,828.92	432.03	968.65	929.62	81.13	-6.48	0.498
134.00	-7.15	-13.09	0.00	-426.27	0.00	426.27	1,798.52	424.85	936.71	898.78	83.70	-6.60	0.479
135.00	-6.99	-13.02	0.00	-413.18	0.00	413.18	1,782.35	421.03	919.95	882.59	85.09	-6.66	0.473
135.87	-6.85	-12.86	0.00	-401.85	0.00	401.85	993.95	255.84	566.08	501.09	86.30	-6.72	0.811
140.00	-6.17	-12.19	0.00	-348.72	0.00	348.72	969.84	246.38	524.97	470.70	92.22	-6.98	0.750
141.00	-6.07	-12.07	0.00	-336.53	0.00	336.53	963.86	244.09	515.25	463.41	93.69	-7.07	0.735

Site Number: 302506

Code: ANSI/TIA-222-H

© 2007 - 2021 by ATC IP LLC. All rights reserved.

Site Name: Winchester CT 3, CT

Engineering Number: 13668992_C3_02

4/27/2021 3:40:07 PM

Customer: VERIZON WIRELESS

Load Case: 0.9D + 1.0W

124 mph with No Ice (Reduced DL)

28 Iterations

Gust Response Factor :1.10

Dead Load Factor :0.90

Wind Load Factor :1.00

142.00	-5.97	-11.91	0.00	-324.46	0.00	324.46	957.82	241.79	505.62	456.15	95.18	-7.17	0.720
145.00	-5.74	-11.78	0.00	-288.73	0.00	288.73	939.35	234.92	477.28	434.53	99.76	-7.45	0.673
146.00	-5.61	-10.93	0.00	-276.95	0.00	276.95	933.08	232.63	468.01	427.39	101.33	-7.55	0.656
147.00	-5.52	-10.35	0.00	-266.02	0.00	266.02	926.76	230.34	458.83	420.27	102.91	-7.64	0.641
150.00	-5.20	-9.80	0.00	-234.97	0.00	234.97	907.44	223.46	431.85	399.13	107.79	-7.90	0.596
155.00	-4.87	-9.48	0.00	-185.97	0.00	185.97	874.09	212.00	388.70	364.57	116.26	-8.31	0.518
160.00	-4.56	-9.15	0.00	-138.58	0.00	138.58	839.33	200.54	347.82	330.98	125.14	-8.68	0.426
165.00	-4.28	-8.94	0.00	-92.81	0.00	92.81	800.44	189.08	309.21	297.43	134.36	-8.99	0.320
166.00	-2.65	-5.43	0.00	-82.94	0.00	82.94	790.74	186.79	301.76	290.23	136.24	-9.04	0.290
170.00	-2.49	-5.19	0.00	-61.23	0.00	61.23	751.93	177.62	272.87	262.30	143.87	-9.23	0.238
175.00	-2.29	-4.96	0.00	-35.26	0.00	35.26	703.42	166.16	238.80	229.37	153.61	-9.42	0.158
179.00	-2.15	-4.71	0.00	-15.41	0.00	15.41	664.61	156.99	213.19	204.62	161.51	-9.52	0.079
180.00	0.00	-4.28	0.00	-10.71	0.00	10.71	654.91	154.70	207.01	198.65	163.50	-9.53	0.055

Load Case: 1.2D + 1.0Di + 1.0Wi	50 mph with 1.00 in Radial Ice	27 Iterations
Gust Response Factor :1.10	Ice Dead Load Factor :1.00	Ice Importance Factor :1.15
Dead Load Factor :1.20		
Wind Load Factor :1.00		

Applied Segment Forces Summary

Seg Elev (ft)	Description	Shaft Forces		Discrete Forces			Linear Forces		Sum of Forces				
		Wind FX (lb)	Dead Load (lb)	Wind FX (lb)	Torsion MY (lb-ft)	Moment MZ (lb-ft)	Dead Load (lb)	Wind FX (lb)	Dead Load (lb)	Wind FX (lb)	Dead Load (lb)	Torsion MY (lb-ft)	Moment MZ (lb)
0.00		62.0	0.0					0.0	0.0	62.0	0.0	0.0	0.0
5.00		123.3	1,760.0					0.0	1,171.2	123.3	2,931.1	0.0	0.0
10.00		121.7	1,756.6					0.0	1,197.2	121.7	2,953.8	0.0	0.0
15.00		120.0	1,735.5					0.0	1,210.5	120.0	2,946.0	0.0	0.0
20.00		118.2	1,708.5					0.0	1,219.8	118.2	2,928.3	0.0	0.0
25.00		116.3	1,678.5					0.0	1,227.0	116.3	2,905.4	0.0	0.0
30.00	Appurtenance(s)	115.8	1,646.5	5.9	0.0	0.0	26.8	0.0	1,232.9	121.7	2,906.2	0.0	0.0
35.00		117.7	1,613.3					0.0	1,235.9	117.7	2,849.2	0.0	0.0
40.00		95.3	1,579.1					0.0	1,240.3	95.3	2,819.4	0.0	0.0
42.96	Bot - Section 2	61.1	918.3					0.0	735.2	61.1	1,653.6	0.0	0.0
45.00		75.9	1,061.8					0.0	508.9	75.9	1,570.7	0.0	0.0
49.04	Top - Section 1	62.5	2,067.3					0.0	1,007.9	62.5	3,075.2	0.0	0.0
50.00		75.1	260.2					0.0	239.8	75.1	500.0	0.0	0.0
55.00		126.6	1,332.7					0.0	1,250.9	126.6	2,583.6	0.0	0.0
60.00		127.5	1,300.7					0.0	1,253.9	127.5	2,554.6	0.0	0.0
65.00		128.1	1,268.3					0.0	1,256.6	128.1	2,524.9	0.0	0.0
70.00		128.4	1,235.7					0.6	1,259.1	129.0	2,494.8	0.0	0.0
75.00		102.8	1,202.7					1.6	1,261.5	104.4	2,464.2	0.0	0.0
78.00	Appurtenance(s)	64.2	706.7	1.3	0.0	1.3	3.5	1.4	758.0	66.9	1,468.2	0.0	0.0
80.00	Appurtenance(s)	89.8	464.8	300.4	0.0	0.0	606.3	1.1	505.4	391.3	1,576.5	0.0	0.0
85.00		96.6	1,136.0					3.4	1,261.9	100.0	2,398.0	0.0	0.0
87.54	Bot - Section 3	64.5	565.3					2.0	641.8	66.5	1,207.1	0.0	0.0
90.00		63.8	883.8					4.9	622.1	68.7	1,505.9	0.0	0.0
92.46	Top - Section 2	38.9	869.0					5.3	621.7	44.2	1,490.7	0.0	0.0
93.00	Appurtenance(s)	32.7	104.0	10.7	0.0	32.1	38.4	1.1	137.6	44.6	280.0	0.0	0.0
95.00	Appurtenance(s)	51.4	379.3	105.7	0.0	3.7	712.2	4.4	505.8	161.5	1,597.3	0.0	0.0
97.00	Appurtenance(s)	64.0	374.6	10.7	0.0	-10.7	38.5	4.7	505.7	79.4	918.9	0.0	0.0
100.00		85.9	552.5					7.5	757.9	93.4	1,310.4	0.0	0.0
103.75	Reinf. Top	63.3	675.1					10.3	948.3	73.6	1,623.4	0.0	0.0
105.00	Appurtenance(s)	73.8	221.9	91.2	0.0	91.2	261.1	3.7	216.1	168.6	699.1	0.0	0.0
110.00		115.1	865.5					17.1	765.3	132.2	1,630.8	0.0	0.0
115.00	Appurtenance(s)	113.0	835.6	409.3	0.0	0.0	3,319.7	19.8	654.9	542.1	4,810.2	0.0	0.0
120.00		110.6	805.5					12.1	443.4	122.7	1,248.9	0.0	0.0
125.00	Appurtenance(s)	104.4	775.3	781.4	0.0	0.0	6,000.1	13.9	444.1	899.7	7,219.4	0.0	0.0
130.00		69.2	745.0					10.5	335.8	79.7	1,080.8	0.0	0.0
132.00	Appurtenance(s)	20.7	290.6	58.0	0.0	174.0	748.3	4.4	134.4	83.1	1,173.3	0.0	0.0
132.12	Bot - Section 4	19.5	17.3					0.3	8.1	19.8	25.3	0.0	0.0
134.00	Appurtenance(s)	28.1	384.4	531.1	0.0	230.7	4,669.8	4.3	126.4	563.5	5,180.6	0.0	0.0
135.00		18.1	202.1					2.3	62.8	20.4	264.9	0.0	0.0
135.87	Top - Section 3	47.6	174.4					2.0	54.7	49.7	229.0	0.0	0.0
140.00	Appurtenance(s)	48.6	413.6	102.3	0.0	0.0	675.7	9.9	259.7	160.7	1,349.0	0.0	0.0
141.00	Appurtenance(s)	18.6	98.5	11.2	0.0	0.0	56.9	2.5	62.9	32.3	218.3	0.0	0.0
142.00	Appurtenance(s)	36.8	97.6	19.3	0.0	-19.3	9.7	2.5	61.6	58.6	168.9	0.0	0.0
145.00		36.6	286.5					7.7	183.7	44.2	470.2	0.0	0.0
146.00	Appurtenance(s)	18.0	94.1	234.7	0.0	0.0	469.6	2.6	61.3	255.4	625.0	0.0	0.0
147.00	Appurtenance(s)	35.6	93.3	114.8	0.0	-114.8	249.6	2.6	56.3	153.1	399.2	0.0	0.0
150.00	Appurtenance(s)	69.7	273.5	86.7	0.0	0.0	264.5	8.1	163.2	164.5	701.2	0.0	0.0
155.00		84.6	436.4					14.0	267.4	98.6	703.8	0.0	0.0

Site Number: 302506

Code: ANSI/TIA-222-H

© 2007 - 2021 by ATC IP LLC. All rights reserved.

Site Name: Winchester CT 3, CT

Engineering Number: 13668992_C3_02

4/27/2021 3:40:17 PM

Customer: VERIZON WIRELESS

Load Case: 1.2D + 1.0Di + 1.0Wi

50 mph with 1.00 in Radial Ice

27 Iterations

Gust Response Factor :1.10

Ice Dead Load Factor :1.00

Dead Load Factor :1.20

Ice Importance Factor :1.15

Wind Load Factor :1.00

160.00		81.4	414.5					14.3	267.7	95.6	682.2	0.0	0.0
165.00		47.6	392.5					16.8	268.1	64.4	660.5	0.0	0.0
166.00	Appurtenance(s)	38.2	76.6	654.9	0.0	193.0	4,845.3	3.5	53.7	696.6	4,975.5	0.0	0.0
170.00		66.8	295.3					0.0	72.3	66.8	367.6	0.0	0.0
175.00		64.3	348.2					0.0	90.4	64.3	438.6	0.0	0.0
179.00	Appurtenance(s)	34.7	263.3	86.1	0.0	0.0	84.4	0.0	72.3	120.8	420.1	0.0	0.0
180.00	Appurtenance(s)	6.8	64.2	308.6	0.0	0.0	2,213.8	0.0	18.1	315.4	2,296.0	0.0	0.0
									Totals:	8,149.27	96,076.0	0.00	0.00

Load Case: 1.2D + 1.0Di + 1.0Wi

50 mph with 1.00 in Radial Ice

27 Iterations

Gust Response Factor :1.10

Ice Dead Load Factor :1.00

Dead Load Factor :1.20

Ice Importance Factor :1.15

Wind Load Factor :1.00

Calculated Forces

Seg Elev (ft)	Pu FY (-) (kips)	Vu FX (-) (kips)	Tu MY (ft-kips)	Mu MZ (ft-kips)	Mu MX (ft-kips)	Resultant Moment (ft-kips)	phi Pn (kips)	phi Vn (kips)	phi Tn (ft-kips)	phi Mn (ft-kips)	Total Deflect (in)	Rotation (deg)	Ratio
0.00	-100.19	-8.76	0.00	-1,113.23	0.00	1,113.23	5,102.86	1,274.83	6,023.66	5,489.79	0.00	0.00	0.166
5.00	-97.25	-8.71	0.00	-1,069.43	0.00	1,069.43	5,029.12	1,248.09	5,773.66	5,296.03	0.02	-0.05	0.164
10.00	-94.29	-8.67	0.00	-1,025.87	0.00	1,025.87	4,953.95	1,221.35	5,528.95	5,104.17	0.10	-0.09	0.162
15.00	-91.33	-8.62	0.00	-982.54	0.00	982.54	4,877.36	1,194.61	5,289.54	4,914.28	0.22	-0.14	0.160
20.00	-88.40	-8.56	0.00	-939.47	0.00	939.47	4,799.34	1,167.87	5,055.44	4,726.48	0.39	-0.19	0.157
25.00	-85.49	-8.51	0.00	-896.65	0.00	896.65	4,719.90	1,141.14	4,826.63	4,540.86	0.62	-0.24	0.155
30.00	-82.57	-8.45	0.00	-854.10	0.00	854.10	4,639.03	1,114.40	4,603.12	4,357.51	0.89	-0.29	0.152
35.00	-79.72	-8.38	0.00	-811.87	0.00	811.87	4,556.73	1,087.66	4,384.91	4,176.53	1.22	-0.34	0.150
40.00	-76.89	-8.32	0.00	-769.96	0.00	769.96	4,473.00	1,060.92	4,171.99	3,998.03	1.59	-0.39	0.147
42.96	-75.24	-8.29	0.00	-745.35	0.00	745.35	4,422.82	1,045.11	4,048.59	3,893.68	1.84	-0.42	0.145
45.00	-73.66	-8.24	0.00	-728.42	0.00	728.42	4,378.03	1,034.18	3,964.38	3,813.53	2.03	-0.44	0.143
49.04	-70.58	-8.18	0.00	-695.14	0.00	695.14	3,604.17	884.89	3,386.04	3,138.50	2.42	-0.48	0.159
50.00	-70.08	-8.14	0.00	-687.28	0.00	687.28	3,591.50	880.49	3,352.45	3,111.78	2.51	-0.49	0.158
55.00	-67.49	-8.06	0.00	-646.56	0.00	646.56	3,524.70	857.57	3,180.22	2,973.71	3.06	-0.55	0.154
60.00	-64.93	-7.97	0.00	-606.27	0.00	606.27	3,456.48	834.66	3,012.53	2,837.51	3.66	-0.60	0.149
65.00	-62.40	-7.87	0.00	-566.42	0.00	566.42	3,386.83	811.74	2,849.38	2,703.28	4.32	-0.66	0.145
70.00	-59.90	-7.77	0.00	-527.06	0.00	527.06	3,315.75	788.82	2,690.77	2,571.11	5.03	-0.71	0.140
75.00	-57.43	-7.68	0.00	-488.20	0.00	488.20	3,242.30	765.90	2,536.71	2,440.39	5.81	-0.77	0.134
78.00	-55.96	-7.62	0.00	-465.16	0.00	465.16	3,184.09	752.15	2,446.45	2,353.11	6.30	-0.80	0.132
80.00	-54.38	-7.24	0.00	-449.92	0.00	449.92	3,145.28	742.98	2,387.18	2,295.80	6.64	-0.82	0.130
85.00	-51.98	-7.15	0.00	-413.70	0.00	413.70	3,048.26	720.06	2,242.20	2,155.63	7.53	-0.88	0.125
87.54	-50.77	-7.08	0.00	-395.55	0.00	395.55	2,998.97	708.42	2,170.29	2,086.12	8.00	-0.90	0.122
90.00	-49.26	-7.01	0.00	-378.13	0.00	378.13	2,951.23	697.14	2,101.76	2,019.88	8.48	-0.93	0.118
92.46	-47.77	-6.96	0.00	-360.89	0.00	360.89	2,412.07	583.53	1,766.98	1,661.36	8.96	-0.96	0.129
93.00	-47.49	-6.92	0.00	-357.08	0.00	357.08	2,405.85	581.46	1,754.43	1,651.12	9.07	-0.96	0.128
95.00	-45.89	-6.75	0.00	-343.23	0.00	343.23	2,382.81	573.82	1,708.64	1,613.62	9.48	-0.99	0.125
97.00	-44.97	-6.68	0.00	-329.73	0.00	329.73	2,359.55	566.18	1,663.45	1,576.40	9.90	-1.01	0.122
100.00	-43.66	-6.59	0.00	-309.70	0.00	309.70	2,324.22	554.72	1,596.80	1,521.06	10.55	-1.04	0.117
103.75	-42.04	-6.51	0.00	-284.99	0.00	284.99	2,279.33	540.40	1,515.41	1,452.80	11.38	-1.08	0.112
103.75	-42.04	-6.51	0.00	-284.99	0.00	284.99	2,279.33	540.40	1,515.41	1,452.80	11.38	-1.08	0.215
105.00	-41.33	-6.37	0.00	-276.77	0.00	276.77	2,264.20	535.62	1,488.76	1,430.27	11.67	-1.10	0.212
110.00	-39.70	-6.27	0.00	-244.94	0.00	244.94	2,186.61	516.52	1,384.49	1,331.51	12.87	-1.20	0.202
115.00	-34.89	-5.68	0.00	-213.59	0.00	213.59	2,105.76	497.42	1,284.02	1,234.37	14.18	-1.30	0.190
120.00	-33.63	-5.59	0.00	-185.17	0.00	185.17	2,024.90	478.32	1,187.32	1,140.91	15.59	-1.40	0.179
125.00	-26.43	-4.55	0.00	-157.23	0.00	157.23	1,944.05	459.22	1,094.41	1,051.12	17.10	-1.49	0.163
130.00	-25.35	-4.47	0.00	-134.49	0.00	134.49	1,863.20	440.13	1,005.29	965.02	18.71	-1.58	0.153
132.00	-24.18	-4.36	0.00	-125.38	0.00	125.38	1,830.86	432.49	970.70	931.61	19.38	-1.62	0.148
132.12	-24.15	-4.35	0.00	-124.86	0.00	124.86	1,828.92	432.03	968.65	929.62	19.42	-1.62	0.148
134.00	-18.99	-3.64	0.00	-116.45	0.00	116.45	1,798.52	424.85	936.71	898.78	20.07	-1.65	0.140
135.00	-18.72	-3.62	0.00	-112.81	0.00	112.81	1,782.35	421.03	919.95	882.59	20.41	-1.67	0.138
135.87	-18.49	-3.58	0.00	-109.66	0.00	109.66	993.95	255.84	566.08	501.09	20.72	-1.68	0.238
140.00	-17.14	-3.39	0.00	-94.88	0.00	94.88	969.84	246.38	524.97	470.70	22.21	-1.75	0.219
141.00	-16.93	-3.36	0.00	-91.48	0.00	91.48	963.86	244.09	515.25	463.41	22.58	-1.78	0.215

Load Case: 1.0D + 1.0W	Serviceability 60 mph	27 Iterations
Gust Response Factor :1.10		
Dead Load Factor :1.00		
Wind Load Factor :1.00		

Applied Segment Forces Summary

Seg Elev (ft)	Description	Shaft Forces		Discrete Forces			Linear Forces		Sum of Forces				
		Wind FX (lb)	Dead Load (lb)	Wind FX (lb)	Torsion MY (lb-ft)	Moment MZ (lb-ft)	Dead Load (lb)	Wind FX (lb)	Dead Load (lb)	Wind FX (lb)	Dead Load (lb)	Torsion MY (lb-ft)	Moment MZ (lb)
0.00		76.9	0.0					0.0	0.0	76.9	0.0	0.0	0.0
5.00		152.2	1,222.9					31.6	724.9	183.8	1,947.8	0.0	0.0
10.00		148.9	1,197.0					31.6	724.9	180.5	1,921.9	0.0	0.0
15.00		145.7	1,171.1					31.5	724.9	177.2	1,896.0	0.0	0.0
20.00		142.5	1,145.2					31.5	724.9	173.9	1,870.1	0.0	0.0
25.00		139.2	1,119.2					31.4	724.9	170.7	1,844.1	0.0	0.0
30.00	Appurtenance(s)	137.6	1,093.3	5.2	0.0	0.0	10.0	31.4	724.9	174.2	1,828.2	0.0	0.0
35.00		138.8	1,067.4					32.1	723.2	170.9	1,790.6	0.0	0.0
40.00		111.7	1,041.5					33.4	723.2	145.1	1,764.7	0.0	0.0
42.96	Bot - Section 2	71.2	603.6					20.3	427.7	91.5	1,031.3	0.0	0.0
45.00		87.9	771.7					14.3	295.6	102.2	1,067.3	0.0	0.0
49.04	Top - Section 1	72.4	1,502.0					28.7	584.4	101.1	2,086.4	0.0	0.0
50.00		86.5	164.3					6.9	138.9	93.5	303.2	0.0	0.0
55.00		145.2	842.5					36.7	723.2	181.8	1,565.7	0.0	0.0
60.00		144.9	820.3					37.6	723.2	182.5	1,543.5	0.0	0.0
65.00		144.2	798.0					38.4	723.2	182.6	1,521.3	0.0	0.0
70.00		143.2	775.8					39.2	723.2	182.4	1,499.1	0.0	0.0
75.00		113.7	753.6					40.0	723.2	153.8	1,476.9	0.0	0.0
78.00	Appurtenance(s)	70.5	441.5	0.7	0.0	0.7	0.6	24.5	433.9	95.8	876.1	0.0	0.0
80.00	Appurtenance(s)	97.8	289.9	361.6	0.0	0.0	278.0	23.0	289.0	482.3	856.9	0.0	0.0
85.00		104.7	709.2					58.3	719.9	162.9	1,429.1	0.0	0.0
87.54	Bot - Section 3	69.3	351.7					30.1	365.7	99.3	717.5	0.0	0.0
90.00		68.2	620.3					29.4	354.2	97.6	974.5	0.0	0.0
92.46	Top - Section 2	41.4	609.5					29.7	353.7	71.1	963.3	0.0	0.0
93.00	Appurtenance(s)	34.8	61.4	6.0	0.0	18.0	8.3	6.6	78.2	47.4	147.9	0.0	0.0
95.00	Appurtenance(s)	54.6	224.0	105.2	0.0	3.0	470.0	24.4	287.3	184.1	981.3	0.0	0.0
97.00	Appurtenance(s)	67.6	221.0	6.0	0.0	-6.0	8.3	24.5	287.0	98.1	516.4	0.0	0.0
100.00		90.2	326.0					37.1	429.5	127.3	755.5	0.0	0.0
103.75	Reinf. Top	66.2	398.1					47.0	536.9	113.2	935.0	0.0	0.0
105.00	Appurtenance(s)	81.2	130.4	87.7	0.0	87.7	79.2	15.8	95.5	184.7	305.1	0.0	0.0
110.00		128.1	510.0					53.5	357.3	181.7	867.3	0.0	0.0
115.00	Appurtenance(s)	125.0	491.5	401.0	0.0	0.0	1,668.0	54.4	301.1	580.4	2,460.6	0.0	0.0
120.00		121.7	473.0					37.1	225.9	158.8	698.9	0.0	0.0
125.00	Appurtenance(s)	95.5	454.5	831.7	0.0	0.0	2,804.6	37.5	225.9	964.7	3,485.0	0.0	0.0
130.00		49.3	435.9					0.5	194.8	49.8	630.7	0.0	0.0
132.00	Appurtenance(s)	14.7	169.2	57.8	0.0	173.3	317.4	0.2	77.9	72.6	564.5	0.0	0.0
132.12	Bot - Section 4	13.9	10.0					0.0	4.7	13.9	14.7	0.0	0.0
134.00	Appurtenance(s)	19.9	251.8	517.3	0.0	235.8	2,539.7	0.2	73.3	537.4	2,864.8	0.0	0.0
135.00		12.8	132.2					0.1	35.3	12.9	167.5	0.0	0.0
135.87	Top - Section 3	33.7	114.0					0.1	30.7	33.8	144.7	0.0	0.0
140.00	Appurtenance(s)	34.4	201.1	94.3	0.0	0.0	450.0	0.4	145.6	129.0	796.7	0.0	0.0
141.00	Appurtenance(s)	13.3	47.5	10.1	0.0	0.0	25.0	0.1	35.3	23.5	107.8	0.0	0.0
142.00	Appurtenance(s)	26.5	47.1	9.8	0.0	-9.8	5.0	0.1	34.1	36.5	86.2	0.0	0.0
145.00		26.5	138.6					0.3	101.4	26.8	240.1	0.0	0.0
146.00	Appurtenance(s)	13.2	45.3	161.8	0.0	0.0	162.0	0.1	33.8	175.1	241.1	0.0	0.0
147.00	Appurtenance(s)	26.3	44.9	95.6	0.0	-95.6	79.0	0.1	29.7	122.1	153.6	0.0	0.0
150.00	Appurtenance(s)	52.4	132.0	60.4	0.0	0.0	158.3	0.3	84.2	113.2	374.5	0.0	0.0
155.00		65.2	211.1					0.5	136.3	65.7	347.3	0.0	0.0

Site Number: 302506

Code: ANSI/TIA-222-H

© 2007 - 2021 by ATC IP LLC. All rights reserved.

Site Name: Winchester CT 3, CT

Engineering Number: 13668992_C3_02

4/27/2021 3:40:27 PM

Customer: VERIZON WIRELESS

Load Case: 1.0D + 1.0W

Serviceability 60 mph

27 Iterations

Gust Response Factor :1.10

Dead Load Factor :1.00

Wind Load Factor :1.00

160.00		64.7	200.0					0.5	136.3	65.2	336.2	0.0	0.0
165.00		38.7	188.9					0.5	136.3	39.2	325.1	0.0	0.0
166.00	Appurtenance(s)	27.1	36.4	646.7	0.0	194.8	2,323.0	0.1	27.2	674.0	2,386.7	0.0	0.0
170.00		45.3	141.3					0.0	60.3	45.3	201.6	0.0	0.0
175.00		43.3	166.6					0.0	75.4	43.3	242.0	0.0	0.0
179.00	Appurtenance(s)	23.2	125.3	25.2	0.0	0.0	13.0	0.0	60.3	48.4	198.6	0.0	0.0
180.00	Appurtenance(s)	4.5	30.2	252.9	0.0	0.0	1,500.0	0.0	15.1	257.4	1,545.3	0.0	0.0
Totals:									8,958.96	55,898.1	0.00	0.00	

Load Case: 1.0D + 1.0W

Serviceability 60 mph

27 Iterations

Gust Response Factor :1.10
 Dead Load Factor :1.00
 Wind Load Factor :1.00

Calculated Forces

Seg Elev (ft)	Pu FY (-) (kips)	Vu FX (-) (kips)	Tu MY (ft-kips)	Mu MZ (ft-kips)	Mu MX (ft-kips)	Resultant Moment (ft-kips)	phi Pn (kips)	phi Vn (kips)	phi Tn (ft-kips)	phi Mn (ft-kips)	Total Deflect (in)	Rotation (deg)	Ratio
0.00	-57.57	-9.54	0.00	-1,053.28	0.00	1,053.28	5,102.86	1,274.83	6,023.66	5,489.79	0.00	0.00	0.151
5.00	-55.62	-9.40	0.00	-1,005.56	0.00	1,005.56	5,029.12	1,248.09	5,773.66	5,296.03	0.02	-0.04	0.149
10.00	-53.69	-9.26	0.00	-958.55	0.00	958.55	4,953.95	1,221.35	5,528.95	5,104.17	0.09	-0.09	0.146
15.00	-51.78	-9.12	0.00	-912.25	0.00	912.25	4,877.36	1,194.61	5,289.54	4,914.28	0.21	-0.13	0.143
20.00	-49.91	-8.98	0.00	-866.66	0.00	866.66	4,799.34	1,167.87	5,055.44	4,726.48	0.37	-0.18	0.140
25.00	-48.06	-8.84	0.00	-821.76	0.00	821.76	4,719.90	1,141.14	4,826.63	4,540.86	0.58	-0.22	0.137
30.00	-46.22	-8.69	0.00	-777.56	0.00	777.56	4,639.03	1,114.40	4,603.12	4,357.51	0.83	-0.27	0.134
35.00	-44.43	-8.55	0.00	-734.09	0.00	734.09	4,556.73	1,087.66	4,384.91	4,176.53	1.13	-0.31	0.131
40.00	-42.66	-8.42	0.00	-691.34	0.00	691.34	4,473.00	1,060.92	4,171.99	3,998.03	1.48	-0.36	0.127
42.96	-41.62	-8.34	0.00	-666.44	0.00	666.44	4,422.82	1,045.11	4,048.59	3,893.68	1.71	-0.38	0.125
45.00	-40.55	-8.25	0.00	-649.40	0.00	649.40	4,378.03	1,034.18	3,964.38	3,813.53	1.88	-0.40	0.123
49.04	-38.46	-8.15	0.00	-616.07	0.00	616.07	3,604.17	884.89	3,386.04	3,138.50	2.24	-0.44	0.136
50.00	-38.16	-8.07	0.00	-608.24	0.00	608.24	3,591.50	880.49	3,352.45	3,111.78	2.33	-0.45	0.135
55.00	-36.59	-7.91	0.00	-567.88	0.00	567.88	3,524.70	857.57	3,180.22	2,973.71	2.82	-0.50	0.131
60.00	-35.04	-7.74	0.00	-528.33	0.00	528.33	3,456.48	834.66	3,012.53	2,837.51	3.37	-0.55	0.126
65.00	-33.51	-7.57	0.00	-489.62	0.00	489.62	3,386.83	811.74	2,849.38	2,703.28	3.97	-0.59	0.121
70.00	-32.01	-7.40	0.00	-451.76	0.00	451.76	3,315.75	788.82	2,690.77	2,571.11	4.62	-0.64	0.116
75.00	-30.53	-7.25	0.00	-414.76	0.00	414.76	3,242.30	765.90	2,536.71	2,440.39	5.31	-0.69	0.110
78.00	-29.65	-7.16	0.00	-393.01	0.00	393.01	3,184.09	752.15	2,446.45	2,353.11	5.76	-0.72	0.107
80.00	-28.80	-6.68	0.00	-378.70	0.00	378.70	3,145.28	742.98	2,387.18	2,295.80	6.06	-0.74	0.105
85.00	-27.37	-6.51	0.00	-345.31	0.00	345.31	3,048.26	720.06	2,242.20	2,155.63	6.86	-0.78	0.101
87.54	-26.65	-6.41	0.00	-328.77	0.00	328.77	2,998.97	708.42	2,170.29	2,086.12	7.28	-0.80	0.098
90.00	-25.67	-6.31	0.00	-312.99	0.00	312.99	2,951.23	697.14	2,101.76	2,019.88	7.70	-0.83	0.095
92.46	-24.71	-6.23	0.00	-297.49	0.00	297.49	2,412.07	583.53	1,766.98	1,661.36	8.13	-0.85	0.103
93.00	-24.56	-6.19	0.00	-294.08	0.00	294.08	2,405.85	581.46	1,754.43	1,651.12	8.23	-0.85	0.102
95.00	-23.58	-6.00	0.00	-281.70	0.00	281.70	2,382.81	573.82	1,708.64	1,613.62	8.59	-0.87	0.099
97.00	-23.06	-5.90	0.00	-269.71	0.00	269.71	2,359.55	566.18	1,663.45	1,576.40	8.96	-0.89	0.096
100.00	-22.31	-5.77	0.00	-252.00	0.00	252.00	2,324.22	554.72	1,596.80	1,521.06	9.53	-0.92	0.092
103.75	-21.37	-5.65	0.00	-230.36	0.00	230.36	2,279.33	540.40	1,515.41	1,452.80	10.26	-0.95	0.087
103.75	-21.37	-5.65	0.00	-230.36	0.00	230.36	2,279.33	540.40	1,515.41	1,452.80	10.26	-0.95	0.168
105.00	-21.07	-5.48	0.00	-223.20	0.00	223.20	2,264.20	535.62	1,488.76	1,430.27	10.51	-0.96	0.165
110.00	-20.19	-5.31	0.00	-195.80	0.00	195.80	2,186.61	516.52	1,384.49	1,331.51	11.56	-1.04	0.156
115.00	-17.74	-4.71	0.00	-169.24	0.00	169.24	2,105.76	497.42	1,284.02	1,234.37	12.70	-1.12	0.146
120.00	-17.04	-4.56	0.00	-145.70	0.00	145.70	2,024.90	478.32	1,187.32	1,140.91	13.92	-1.20	0.136
125.00	-13.57	-3.54	0.00	-122.90	0.00	122.90	1,944.05	459.22	1,094.41	1,051.12	15.21	-1.27	0.124
130.00	-12.94	-3.48	0.00	-105.23	0.00	105.23	1,863.20	440.13	1,005.29	965.02	16.59	-1.34	0.116
132.00	-12.37	-3.40	0.00	-98.09	0.00	98.09	1,830.86	432.49	970.70	931.61	17.15	-1.37	0.112
132.12	-12.36	-3.39	0.00	-97.68	0.00	97.68	1,828.92	432.03	968.65	929.62	17.19	-1.37	0.112
134.00	-9.51	-2.79	0.00	-91.07	0.00	91.07	1,798.52	424.85	936.71	898.78	17.74	-1.40	0.107
135.00	-9.34	-2.77	0.00	-88.29	0.00	88.29	1,782.35	421.03	919.95	882.59	18.03	-1.41	0.105
135.87	-9.19	-2.74	0.00	-85.88	0.00	85.88	993.95	255.84	566.08	501.09	18.29	-1.43	0.181
140.00	-8.40	-2.59	0.00	-74.57	0.00	74.57	969.84	246.38	524.97	470.70	19.55	-1.48	0.167
141.00	-8.29	-2.57	0.00	-71.97	0.00	71.97	963.86	244.09	515.25	463.41	19.86	-1.50	0.164

Site Number: 302506

Code: ANSI/TIA-222-H

© 2007 - 2021 by ATC IP LLC. All rights reserved.

Site Name: Winchester CT 3, CT

Engineering Number:13668992_C3_02

4/27/2021 3:40:28 PM

Customer: VERIZON WIRELESS

Load Case: 1.0D + 1.0W

Serviceability 60 mph

27 Iterations

Gust Response Factor :1.10

Dead Load Factor :1.00

Wind Load Factor :1.00

142.00	-8.20	-2.54	0.00	-69.40	0.00	69.40	957.82	241.79	505.62	456.15	20.18	-1.52	0.161
145.00	-7.96	-2.51	0.00	-61.78	0.00	61.78	939.35	234.92	477.28	434.53	21.15	-1.58	0.151
146.00	-7.72	-2.33	0.00	-59.27	0.00	59.27	933.08	232.63	468.01	427.39	21.49	-1.60	0.147
147.00	-7.57	-2.21	0.00	-56.94	0.00	56.94	926.76	230.34	458.83	420.27	21.82	-1.62	0.144
150.00	-7.20	-2.10	0.00	-50.31	0.00	50.31	907.44	223.46	431.85	399.13	22.86	-1.68	0.134
155.00	-6.85	-2.03	0.00	-39.83	0.00	39.83	874.09	212.00	388.70	364.57	24.67	-1.77	0.117
160.00	-6.51	-1.96	0.00	-29.68	0.00	29.68	839.33	200.54	347.82	330.98	26.56	-1.85	0.098
165.00	-6.19	-1.92	0.00	-19.87	0.00	19.87	800.44	189.08	309.21	297.43	28.53	-1.91	0.075
166.00	-3.83	-1.17	0.00	-17.75	0.00	17.75	790.74	186.79	301.76	290.23	28.93	-1.92	0.066
170.00	-3.63	-1.12	0.00	-13.09	0.00	13.09	751.93	177.62	272.87	262.30	30.56	-1.96	0.055
175.00	-3.38	-1.07	0.00	-7.52	0.00	7.52	703.42	166.16	238.80	229.37	32.64	-2.00	0.038
179.00	-3.19	-1.01	0.00	-3.25	0.00	3.25	664.61	156.99	213.19	204.62	34.33	-2.02	0.021
180.00	0.00	-0.90	0.00	-2.24	0.00	2.24	654.91	154.70	207.01	198.65	34.76	-2.03	0.011

Equivalent Lateral Forces Method Analysis

Spectral Response Acceleration for Short Period (S_s):	0.17
Spectral Response Acceleration at 1.0 Second Period (S_{d1}):	0.05
Long-Period Transition Period (T_L):	6
Importance Factor (I_E):	1.25
Site Coefficient F_a :	1.60
Site Coefficient F_v :	2.40
Response Modification Coefficient (R):	1.50
Design Spectral Response Acceleration at Short Period (S_{ds}):	0.18
Design Spectral Response Acceleration at 1.0 Second Period (S_{d1}):	0.09
Seismic Response Coefficient (C_s):	0.03
Upper Limit C_s	0.03
Lower Limit C_s	0.03
Period based on Rayleigh Method (sec):	2.86
Redundancy Factor (ρ):	1.00
Seismic Force Distribution Exponent (k):	2.00
Total Unfactored Dead Load:	57.57 k
Seismic Base Shear (E):	1.73 k

Load Case 1.2D + 1.0Ev + 1.0Eh

Seismic

Segment	Height Above Base (ft)	Weight (lb)	W_z (lb-ft)	C_{vx}	Horizontal Force (lb)	Vertical Force (lb)
54	179.50	45	1,459	0.003	4	56
53	177.00	186	5,814	0.010	18	229
52	172.50	242	7,201	0.013	22	299
51	168.00	202	5,690	0.010	17	249
50	165.50	64	1,744	0.003	5	79
49	162.50	325	8,585	0.015	26	402
48	157.50	336	8,340	0.015	26	416
47	152.50	347	8,078	0.014	25	429
46	148.50	216	4,767	0.008	15	267
45	146.50	75	1,601	0.003	5	92
44	145.50	79	1,675	0.003	5	98
43	143.50	240	4,944	0.009	15	297
42	141.50	81	1,627	0.003	5	100
41	140.50	83	1,635	0.003	5	102
40	137.93	347	6,597	0.012	20	429
39	135.43	145	2,654	0.005	8	179
38	134.50	167	3,030	0.005	9	207
37	133.06	325	5,755	0.010	18	402
36	132.06	15	256	0.000	1	18
35	131.00	247	4,241	0.008	13	305
34	127.50	631	10,253	0.018	32	780
33	122.50	680	10,210	0.018	31	841
32	117.50	699	9,649	0.017	30	864
31	112.50	793	10,032	0.018	31	980
30	107.50	867	10,023	0.018	31	1,072

29	104.38	226	2,461	0.004	8	279
28	101.88	935	9,704	0.017	30	1,156
27	98.50	756	7,330	0.013	23	934
26	96.00	508	4,682	0.008	14	628
25	94.00	511	4,518	0.008	14	632
24	92.73	140	1,201	0.002	4	173
23	91.23	963	8,017	0.014	25	1,191
22	88.77	975	7,679	0.014	24	1,205
21	86.27	717	5,340	0.010	16	887
20	82.50	1,429	9,727	0.017	30	1,766
19	79.00	579	3,613	0.006	11	716
18	76.50	875	5,123	0.009	16	1,082
17	72.50	1,477	7,763	0.014	24	1,825
16	67.50	1,499	6,830	0.012	21	1,853
15	62.50	1,521	5,943	0.011	18	1,880
14	57.50	1,544	5,103	0.009	16	1,908
13	52.50	1,566	4,316	0.008	13	1,935
12	49.52	303	744	0.001	2	375
11	47.02	2,086	4,613	0.008	14	2,579
10	43.98	1,067	2,064	0.004	6	1,319
9	41.48	1,031	1,774	0.003	5	1,275
8	37.50	1,765	2,482	0.004	8	2,181
7	32.50	1,791	1,891	0.003	6	2,213
6	27.50	1,818	1,375	0.002	4	2,247
5	22.50	1,844	934	0.002	3	2,279
4	17.50	1,870	573	0.001	2	2,311
3	12.50	1,896	296	0.001	1	2,344
2	7.50	1,922	108	0.000	0	2,376
1	2.50	1,948	12	0.000	0	2,408
Generic 4' Omni	180.00	10	324	0.001	1	12
Kaelus DBC0061F1V51-	180.00	51	1,652	0.003	5	63
Powerwave Allgon TT1	180.00	48	1,555	0.003	5	59
Powerwave Allgon LGP	180.00	42	1,371	0.002	4	52
Raycap DC6-48-60-18-	180.00	60	1,944	0.003	6	74
Ericsson RRUS 8843 B	180.00	216	6,998	0.012	22	267
Ericsson RRUS 4478 B	180.00	120	3,882	0.007	12	148
Ericsson RRUS 4449 B	180.00	213	6,901	0.012	21	263
Ericsson RRUS 32 B30	180.00	180	5,832	0.010	18	222
Ericsson RRUS E2 B29	180.00	180	5,832	0.010	18	222
CCI OPA65R-BU6B	180.00	165	5,346	0.010	16	204
CCI HPA-65R-BUU-H6	180.00	153	4,957	0.009	15	189
CCI DMP65R-BU6DA	180.00	238	7,718	0.014	24	294
Flat Low Profile Pla	180.00	1,500	48,600	0.087	149	1,854
Kathrein Scala MF-90	179.00	13	417	0.001	1	16
Fastback Networks In	166.00	9	242	0.000	1	11
Ericsson Radio 4449	166.00	222	6,117	0.011	19	274
Ericsson AIR 21, 1.3	166.00	249	6,861	0.012	21	308
Ericsson AIR 21, 1.3	166.00	244	6,737	0.012	21	302
Round T-Arm w/ Reinf	166.00	1,215	33,481	0.060	103	1,502
RFS APXVAARR24_43-U-	166.00	384	10,573	0.019	33	474
Sinclair SD210-SF2P4	150.00	8	187	0.000	1	10
Round Side Arm	150.00	150	3,375	0.006	10	185
Sinclair SC442D-HF1L	147.00	79	1,707	0.003	5	98
Sinclair SC479-HF1LD	146.00	34	725	0.001	2	42
Decibel DB809DK-XT	146.00	128	2,728	0.005	8	158
Telewave ANT150D (5	142.00	5	101	0.000	0	6
Bird 432-83H-01-T	141.00	25	497	0.001	2	31
Round Side Arm	140.00	450	8,820	0.016	27	556
Alcatel-Lucent TD-RR	134.00	210	3,771	0.007	12	260
RFS APXVTM14-C-I20	134.00	159	2,850	0.005	9	196
RFS APXVSP18-C-A20	134.00	171	3,070	0.005	9	211
Flat Platform w/ Han	134.00	2,000	35,912	0.064	110	2,472
Alcatel-Lucent 800 M	132.00	185	3,230	0.006	10	229
Alcatel-Lucent 1900M	132.00	132	2,300	0.004	7	163

Site Number: 302506

Code: ANSI/TIA-222-H

© 2007 - 2021 by ATC IP LLC. All rights reserved.

Site Name: Winchester CT 3, CT

Engineering Number: 13668992_C3_02

4/27/2021 3:40:28 PM

Customer: VERIZON WIRELESS

Commscope CBC78T-DS-	125.00	62	970	0.002	3	77
Samsung B2/B66A RRH-	125.00	253	3,956	0.007	12	313
Samsung B5/B13 RRH-B	125.00	211	3,295	0.006	10	261
Raycap RCMDC-6627-PF	125.00	32	500	0.001	2	40
Samsung MT6407-77A	125.00	245	3,825	0.007	12	303
Antel LPA-80080/6CF	125.00	84	1,313	0.002	4	104
Commscope JAHH-65B-R	125.00	364	5,681	0.010	17	449
Antel LPA-80063/6CF	125.00	54	844	0.002	3	67
Round Low Profile PI	125.00	1,500	23,438	0.042	72	1,854
Decibel DB844H90E-XY	115.00	168	2,222	0.004	7	208
Round Low Profile PI	115.00	1,500	19,838	0.035	61	1,854
RFS APXV18-206517S-C	105.00	79	873	0.002	3	98
Andrew DB586	97.00	8	78	0.000	0	10
Bird 429-83H-01-T	95.00	20	181	0.000	1	25
Flat Side Arm	95.00	450	4,061	0.007	12	556
Andrew DB586	93.00	8	72	0.000	0	10
RFS PA6-65AC	80.00	278	1,779	0.003	5	344
PCTEL GPS-TMG-HR-26N	78.00	1	4	0.000	0	1
Generic GPS	30.00	10	9	0.000	0	12
		57,574	561,627	1.000	1,727	71,165

Load Case 0.9D - 1.0Ev + 1.0Eh

Seismic (Reduced DL)

Segment	Height Above Base (ft)	Weight (lb)	W _z (lb-ft)	C _{vx}	Horizontal Force (lb)	Vertical Force (lb)
54	179.50	45	1,459	0.003	4	39
53	177.00	186	5,814	0.010	18	160
52	172.50	242	7,201	0.013	22	209
51	168.00	202	5,690	0.010	17	174
50	165.50	64	1,744	0.003	5	55
49	162.50	325	8,585	0.015	26	281
48	157.50	336	8,340	0.015	26	290
47	152.50	347	8,078	0.014	25	300
46	148.50	216	4,767	0.008	15	187
45	146.50	75	1,601	0.003	5	64
44	145.50	79	1,675	0.003	5	68
43	143.50	240	4,944	0.009	15	207
42	141.50	81	1,627	0.003	5	70
41	140.50	83	1,635	0.003	5	72
40	137.93	347	6,597	0.012	20	300
39	135.43	145	2,654	0.005	8	125
38	134.50	167	3,030	0.005	9	145
37	133.06	325	5,755	0.010	18	281
36	132.06	15	256	0.000	1	13
35	131.00	247	4,241	0.008	13	213
34	127.50	631	10,253	0.018	32	545
33	122.50	680	10,210	0.018	31	588
32	117.50	699	9,649	0.017	30	604
31	112.50	793	10,032	0.018	31	685
30	107.50	867	10,023	0.018	31	749
29	104.38	226	2,461	0.004	8	195
28	101.88	935	9,704	0.017	30	808
27	98.50	756	7,330	0.013	23	653
26	96.00	508	4,682	0.008	14	439
25	94.00	511	4,518	0.008	14	442
24	92.73	140	1,201	0.002	4	121
23	91.23	963	8,017	0.014	25	832
22	88.77	975	7,679	0.014	24	842
21	86.27	717	5,340	0.010	16	620
20	82.50	1,429	9,727	0.017	30	1,235
19	79.00	579	3,613	0.006	11	500

18	76.50	875	5,123	0.009	16	756
17	72.50	1,477	7,763	0.014	24	1,276
16	67.50	1,499	6,830	0.012	21	1,295
15	62.50	1,521	5,943	0.011	18	1,314
14	57.50	1,544	5,103	0.009	16	1,334
13	52.50	1,566	4,316	0.008	13	1,353
12	49.52	303	744	0.001	2	262
11	47.02	2,086	4,613	0.008	14	1,803
10	43.98	1,067	2,064	0.004	6	922
9	41.48	1,031	1,774	0.003	5	891
8	37.50	1,765	2,482	0.004	8	1,525
7	32.50	1,791	1,891	0.003	6	1,547
6	27.50	1,818	1,375	0.002	4	1,571
5	22.50	1,844	934	0.002	3	1,593
4	17.50	1,870	573	0.001	2	1,616
3	12.50	1,896	296	0.001	1	1,638
2	7.50	1,922	108	0.000	0	1,660
1	2.50	1,948	12	0.000	0	1,683
Generic 4' Omni	180.00	10	324	0.001	1	9
Kaelus DBC0061F1V51-	180.00	51	1,652	0.003	5	44
Powerwave Allgon TT1	180.00	48	1,555	0.003	5	41
Powerwave Allgon LGP	180.00	42	1,371	0.002	4	37
Raycap DC6-48-60-18-	180.00	60	1,944	0.003	6	52
Ericsson RRUS 8843 B	180.00	216	6,998	0.012	22	187
Ericsson RRUS 4478 B	180.00	120	3,882	0.007	12	104
Ericsson RRUS 4449 B	180.00	213	6,901	0.012	21	184
Ericsson RRUS 32 B30	180.00	180	5,832	0.010	18	156
Ericsson RRUS E2 B29	180.00	180	5,832	0.010	18	156
CCI OPA65R-BU6B	180.00	165	5,346	0.010	16	143
CCI HPA-65R-BUU-H6	180.00	153	4,957	0.009	15	132
CCI DMP65R-BU6DA	180.00	238	7,718	0.014	24	206
Flat Low Profile Pla	180.00	1,500	48,600	0.087	149	1,296
Kathrein Scala MF-90	179.00	13	417	0.001	1	11
Fastback Networks In	166.00	9	242	0.000	1	8
Ericsson Radio 4449	166.00	222	6,117	0.011	19	192
Ericsson AIR 21, 1.3	166.00	249	6,861	0.012	21	215
Ericsson AIR 21, 1.3	166.00	244	6,737	0.012	21	211
Round T-Arm w/ Reinf	166.00	1,215	33,481	0.060	103	1,050
RFS APXVAARR24_43-U-	166.00	384	10,573	0.019	33	331
Sinclair SD210-SF2P4	150.00	8	187	0.000	1	7
Round Side Arm	150.00	150	3,375	0.006	10	130
Sinclair SC442D-HF1L	147.00	79	1,707	0.003	5	68
Sinclair SC479-HF1LD	146.00	34	725	0.001	2	29
Decibel DB809DK-XT	146.00	128	2,728	0.005	8	111
Telewave ANT150D (5	142.00	5	101	0.000	0	4
Bird 432-83H-01-T	141.00	25	497	0.001	2	22
Round Side Arm	140.00	450	8,820	0.016	27	389
Alcatel-Lucent TD-RR	134.00	210	3,771	0.007	12	181
RFS APXVTM14-C-I20	134.00	159	2,850	0.005	9	137
RFS APXVSP18-C-A20	134.00	171	3,070	0.005	9	148
Flat Platform w/ Han	134.00	2,000	35,912	0.064	110	1,728
Alcatel-Lucent 800 M	132.00	185	3,230	0.006	10	160
Alcatel-Lucent 1900M	132.00	132	2,300	0.004	7	114
Commscope CBC78T-DS-	125.00	62	970	0.002	3	54
Samsung B2/B66A RRH-	125.00	253	3,956	0.007	12	219
Samsung B5/B13 RRH-B	125.00	211	3,295	0.006	10	182
Raycap RCMDC-6627-PF	125.00	32	500	0.001	2	28
Samsung MT6407-77A	125.00	245	3,825	0.007	12	211
Antel LPA-80080/6CF	125.00	84	1,313	0.002	4	73
Commscope JAHH-65B-R	125.00	364	5,681	0.010	17	314
Antel LPA-80063/6CF	125.00	54	844	0.002	3	47
Round Low Profile PI	125.00	1,500	23,438	0.042	72	1,296
Decibel DB844H90E-XY	115.00	168	2,222	0.004	7	145
Round Low Profile PI	115.00	1,500	19,838	0.035	61	1,296

Site Number: 302506

Code: ANSI/TIA-222-H

© 2007 - 2021 by ATC IP LLC. All rights reserved.

Site Name: Winchester CT 3, CT

Engineering Number: 13668992_C3_02

4/27/2021 3:40:28 PM

Customer: VERIZON WIRELESS

RFS APXV18-206517S-C	105.00	79	873	0.002	3	68
Andrew DB586	97.00	8	78	0.000	0	7
Bird 429-83H-01-T	95.00	20	181	0.000	1	17
Flat Side Arm	95.00	450	4,061	0.007	12	389
Andrew DB586	93.00	8	72	0.000	0	7
RFS PA6-65AC	80.00	278	1,779	0.003	5	240
PCTEL GPS-TMG-HR-26N	78.00	1	4	0.000	0	1
Generic GPS	30.00	10	9	0.000	0	9
		57,574	561,627	1.000	1,727	49,741

Load Case 1.2D + 1.0Ev + 1.0Eh

Seismic

Calculated Forces

Seg Elev (ft)	Pu FY (-) (kips)	Vu FX (-) (kips)	Tu MY (ft-kips)	Mu MZ (ft-kips)	Mu MX (ft-kips)	Resultant Moment (ft-kips)	phi Pn (kips)	phi Vn (kips)	phi Tn (ft-kips)	phi Mn (ft-kips)	Total Deflect (in)	Rotation (deg)	Ratio
0.00	-68.76	-1.73	0.00	-244.37	0.00	244.37	5,102.86	1,274.83	6,023.66	5,489.79	0.00	0.00	0.044
5.00	-66.38	-1.74	0.00	-235.71	0.00	235.71	5,029.12	1,248.09	5,773.66	5,296.03	0.01	-0.01	0.043
10.00	-64.04	-1.75	0.00	-227.00	0.00	227.00	4,953.95	1,221.35	5,528.95	5,104.17	0.02	-0.02	0.043
15.00	-61.73	-1.76	0.00	-218.23	0.00	218.23	4,877.36	1,194.61	5,289.54	4,914.28	0.05	-0.03	0.042
20.00	-59.45	-1.77	0.00	-209.42	0.00	209.42	4,799.34	1,167.87	5,055.44	4,726.48	0.09	-0.04	0.041
25.00	-57.20	-1.77	0.00	-200.57	0.00	200.57	4,719.90	1,141.14	4,826.63	4,540.86	0.14	-0.05	0.041
30.00	-54.97	-1.78	0.00	-191.70	0.00	191.70	4,639.03	1,114.40	4,603.12	4,357.51	0.20	-0.06	0.040
35.00	-52.79	-1.78	0.00	-182.82	0.00	182.82	4,556.73	1,087.66	4,384.91	4,176.53	0.27	-0.07	0.040
40.00	-51.52	-1.78	0.00	-173.94	0.00	173.94	4,473.00	1,060.92	4,171.99	3,998.03	0.35	-0.09	0.039
42.96	-50.20	-1.77	0.00	-168.68	0.00	168.68	4,422.82	1,045.11	4,048.59	3,893.68	0.41	-0.09	0.038
45.00	-47.62	-1.76	0.00	-165.06	0.00	165.06	4,378.03	1,034.18	3,964.38	3,813.53	0.45	-0.10	0.038
49.04	-47.24	-1.76	0.00	-157.94	0.00	157.94	3,604.17	884.89	3,386.04	3,138.50	0.54	-0.11	0.042
50.00	-45.31	-1.75	0.00	-156.25	0.00	156.25	3,591.50	880.49	3,352.45	3,111.78	0.56	-0.11	0.042
55.00	-43.40	-1.74	0.00	-147.48	0.00	147.48	3,524.70	857.57	3,180.22	2,973.71	0.68	-0.12	0.041
60.00	-41.52	-1.73	0.00	-138.77	0.00	138.77	3,456.48	834.66	3,012.53	2,837.51	0.82	-0.13	0.040
65.00	-39.66	-1.71	0.00	-130.13	0.00	130.13	3,386.83	811.74	2,849.38	2,703.28	0.96	-0.15	0.038
70.00	-37.84	-1.69	0.00	-121.56	0.00	121.56	3,315.75	788.82	2,690.77	2,571.11	1.12	-0.16	0.037
75.00	-36.76	-1.68	0.00	-113.10	0.00	113.10	3,242.30	765.90	2,536.71	2,440.39	1.30	-0.17	0.036
78.00	-36.04	-1.67	0.00	-108.06	0.00	108.06	3,184.09	752.15	2,446.45	2,353.11	1.41	-0.18	0.036
80.00	-33.93	-1.63	0.00	-104.72	0.00	104.72	3,145.28	742.98	2,387.18	2,295.80	1.49	-0.19	0.035
85.00	-33.04	-1.62	0.00	-96.55	0.00	96.55	3,048.26	720.06	2,242.20	2,155.63	1.69	-0.20	0.034
87.54	-31.84	-1.60	0.00	-92.44	0.00	92.44	2,998.97	708.42	2,170.29	2,086.12	1.80	-0.21	0.033
90.00	-30.65	-1.57	0.00	-88.51	0.00	88.51	2,951.23	697.14	2,101.76	2,019.88	1.90	-0.21	0.032
92.46	-30.47	-1.57	0.00	-84.66	0.00	84.66	2,412.07	583.53	1,766.98	1,661.36	2.01	-0.22	0.035
93.00	-29.83	-1.55	0.00	-83.80	0.00	83.80	2,405.85	581.46	1,754.43	1,651.12	2.04	-0.22	0.035
95.00	-28.62	-1.52	0.00	-80.70	0.00	80.70	2,382.81	573.82	1,708.64	1,613.62	2.13	-0.22	0.034
97.00	-27.68	-1.50	0.00	-77.65	0.00	77.65	2,359.55	566.18	1,663.45	1,576.40	2.23	-0.23	0.033
100.00	-26.52	-1.47	0.00	-73.15	0.00	73.15	2,324.22	554.72	1,596.80	1,521.06	2.37	-0.24	0.032
103.75	-26.24	-1.46	0.00	-67.64	0.00	67.64	2,279.33	540.40	1,515.41	1,452.80	2.56	-0.25	0.031
103.75	-26.24	-1.46	0.00	-67.64	0.00	67.64	2,279.33	540.40	1,515.41	1,452.80	2.56	-0.25	0.058
105.00	-25.07	-1.43	0.00	-65.81	0.00	65.81	2,264.20	535.62	1,488.76	1,430.27	2.63	-0.25	0.057
110.00	-24.09	-1.41	0.00	-58.65	0.00	58.65	2,186.61	516.52	1,384.49	1,331.51	2.91	-0.27	0.055
115.00	-21.17	-1.30	0.00	-51.62	0.00	51.62	2,105.76	497.42	1,284.02	1,234.37	3.21	-0.30	0.052
120.00	-20.33	-1.28	0.00	-45.11	0.00	45.11	2,024.90	478.32	1,187.32	1,140.91	3.53	-0.32	0.050
125.00	-16.08	-1.09	0.00	-38.73	0.00	38.73	1,944.05	459.22	1,094.41	1,051.12	3.88	-0.35	0.045
130.00	-15.78	-1.08	0.00	-33.28	0.00	33.28	1,863.20	440.13	1,005.29	965.02	4.25	-0.37	0.043
132.00	-15.37	-1.06	0.00	-31.12	0.00	31.12	1,830.86	432.49	970.70	931.61	4.41	-0.38	0.042
132.12	-14.96	-1.04	0.00	-31.00	0.00	31.00	1,828.92	432.03	968.65	929.62	4.42	-0.38	0.042
134.00	-11.62	-0.87	0.00	-29.04	0.00	29.04	1,798.52	424.85	936.71	898.78	4.57	-0.39	0.039
135.00	-11.44	-0.86	0.00	-28.17	0.00	28.17	1,782.35	421.03	919.95	882.59	4.65	-0.39	0.038
135.87	-11.01	-0.84	0.00	-27.42	0.00	27.42	993.95	255.84	566.08	501.09	4.72	-0.39	0.066
140.00	-10.35	-0.81	0.00	-23.94	0.00	23.94	969.84	246.38	524.97	470.70	5.07	-0.41	0.062
141.00	-10.22	-0.80	0.00	-23.13	0.00	23.13	963.86	244.09	515.25	463.41	5.16	-0.42	0.061
142.00	-9.92	-0.79	0.00	-22.33	0.00	22.33	957.82	241.79	505.62	456.15	5.25	-0.42	0.059
145.00	-9.82	-0.78	0.00	-19.98	0.00	19.98	939.35	234.92	477.28	434.53	5.52	-0.44	0.056
146.00	-9.53	-0.76	0.00	-19.20	0.00	19.20	933.08	232.63	468.01	427.39	5.61	-0.45	0.055
147.00	-9.16	-0.74	0.00	-18.43	0.00	18.43	926.76	230.34	458.83	420.27	5.71	-0.46	0.054

Site Number: 302506

Code: ANSI/TIA-222-H

© 2007 - 2021 by ATC IP LLC. All rights reserved.

Site Name: Winchester CT 3, CT

Engineering Number: 13668992_C3_02

4/27/2021 3:40:28 PM

Customer: VERIZON WIRELESS

150.00	-8.54	-0.71	0.00	-16.20	0.00	16.20	907.44	223.46	431.85	399.13	6.00	-0.48	0.050
155.00	-8.12	-0.68	0.00	-12.67	0.00	12.67	874.09	212.00	388.70	364.57	6.51	-0.50	0.044
160.00	-7.72	-0.65	0.00	-9.26	0.00	9.26	839.33	200.54	347.82	330.98	7.06	-0.53	0.037
165.00	-7.64	-0.65	0.00	-5.99	0.00	5.99	800.44	189.08	309.21	297.43	7.62	-0.55	0.030
166.00	-4.52	-0.41	0.00	-5.34	0.00	5.34	790.74	186.79	301.76	290.23	7.74	-0.55	0.024
170.00	-4.22	-0.38	0.00	-3.72	0.00	3.72	751.93	177.62	272.87	262.30	8.20	-0.56	0.020
175.00	-3.99	-0.36	0.00	-1.81	0.00	1.81	703.42	166.16	238.80	229.37	8.80	-0.57	0.014
179.00	-3.92	-0.36	0.00	-0.36	0.00	0.36	664.61	156.99	213.19	204.62	9.28	-0.58	0.008
180.00	0.00	-0.32	0.00	0.00	0.00	0.00	654.91	154.70	207.01	198.65	9.40	-0.58	0.000

Load Case 0.9D - 1.0Ev + 1.0Eh

Seismic (Reduced DL)

Calculated Forces

Seg Elev (ft)	Pu FY (-) (kips)	Vu FX (-) (kips)	Tu MY (ft-kips)	Mu MZ (ft-kips)	Mu MX (ft-kips)	Resultant Moment (ft-kips)	phi Pn (kips)	phi Vn (kips)	phi Tn (ft-kips)	phi Mn (ft-kips)	Total Deflect (in)	Rotation (deg)	Ratio
0.00	-48.06	-1.73	0.00	-239.71	0.00	239.71	5,102.86	1,274.83	6,023.66	5,489.79	0.00	0.00	0.040
5.00	-46.40	-1.74	0.00	-231.05	0.00	231.05	5,029.12	1,248.09	5,773.66	5,296.03	0.01	-0.01	0.039
10.00	-44.76	-1.74	0.00	-222.36	0.00	222.36	4,953.95	1,221.35	5,528.95	5,104.17	0.02	-0.02	0.039
15.00	-43.14	-1.75	0.00	-213.64	0.00	213.64	4,877.36	1,194.61	5,289.54	4,914.28	0.05	-0.03	0.038
20.00	-41.55	-1.75	0.00	-204.89	0.00	204.89	4,799.34	1,167.87	5,055.44	4,726.48	0.08	-0.04	0.038
25.00	-39.98	-1.76	0.00	-196.12	0.00	196.12	4,719.90	1,141.14	4,826.63	4,540.86	0.13	-0.05	0.037
30.00	-38.42	-1.76	0.00	-187.34	0.00	187.34	4,639.03	1,114.40	4,603.12	4,357.51	0.19	-0.06	0.037
35.00	-36.90	-1.75	0.00	-178.57	0.00	178.57	4,556.73	1,087.66	4,384.91	4,176.53	0.26	-0.07	0.036
40.00	-36.01	-1.75	0.00	-169.80	0.00	169.80	4,473.00	1,060.92	4,171.99	3,998.03	0.35	-0.08	0.036
42.96	-35.08	-1.75	0.00	-164.62	0.00	164.62	4,422.82	1,045.11	4,048.59	3,893.68	0.40	-0.09	0.035
45.00	-33.28	-1.73	0.00	-161.05	0.00	161.05	4,378.03	1,034.18	3,964.38	3,813.53	0.44	-0.10	0.034
49.04	-33.02	-1.74	0.00	-154.04	0.00	154.04	3,604.17	884.89	3,386.04	3,138.50	0.53	-0.10	0.039
50.00	-31.67	-1.72	0.00	-152.37	0.00	152.37	3,591.50	880.49	3,352.45	3,111.78	0.55	-0.11	0.038
55.00	-30.33	-1.71	0.00	-143.75	0.00	143.75	3,524.70	857.57	3,180.22	2,973.71	0.67	-0.12	0.037
60.00	-29.02	-1.70	0.00	-135.19	0.00	135.19	3,456.48	834.66	3,012.53	2,837.51	0.80	-0.13	0.036
65.00	-27.72	-1.68	0.00	-126.71	0.00	126.71	3,386.83	811.74	2,849.38	2,703.28	0.94	-0.14	0.035
70.00	-26.45	-1.66	0.00	-118.32	0.00	118.32	3,315.75	788.82	2,690.77	2,571.11	1.10	-0.16	0.034
75.00	-25.69	-1.64	0.00	-110.03	0.00	110.03	3,242.30	765.90	2,536.71	2,440.39	1.27	-0.17	0.033
78.00	-25.19	-1.63	0.00	-105.10	0.00	105.10	3,184.09	752.15	2,446.45	2,353.11	1.38	-0.18	0.032
80.00	-23.71	-1.60	0.00	-101.83	0.00	101.83	3,145.28	742.98	2,387.18	2,295.80	1.45	-0.18	0.032
85.00	-23.09	-1.58	0.00	-93.84	0.00	93.84	3,048.26	720.06	2,242.20	2,155.63	1.65	-0.19	0.031
87.54	-22.25	-1.56	0.00	-89.82	0.00	89.82	2,998.97	708.42	2,170.29	2,086.12	1.76	-0.20	0.030
90.00	-21.42	-1.53	0.00	-85.98	0.00	85.98	2,951.23	697.14	2,101.76	2,019.88	1.86	-0.21	0.029
92.46	-21.30	-1.53	0.00	-82.22	0.00	82.22	2,412.07	583.53	1,766.98	1,661.36	1.97	-0.21	0.032
93.00	-20.85	-1.52	0.00	-81.39	0.00	81.39	2,405.85	581.46	1,754.43	1,651.12	1.99	-0.21	0.032
95.00	-20.00	-1.49	0.00	-78.35	0.00	78.35	2,382.81	573.82	1,708.64	1,613.62	2.08	-0.22	0.031
97.00	-19.34	-1.46	0.00	-75.38	0.00	75.38	2,359.55	566.18	1,663.45	1,576.40	2.18	-0.22	0.030
100.00	-18.54	-1.43	0.00	-70.99	0.00	70.99	2,324.22	554.72	1,596.80	1,521.06	2.32	-0.23	0.029
103.75	-18.34	-1.43	0.00	-65.61	0.00	65.61	2,279.33	540.40	1,515.41	1,452.80	2.51	-0.24	0.028
103.75	-18.34	-1.43	0.00	-65.61	0.00	65.61	2,279.33	540.40	1,515.41	1,452.80	2.51	-0.24	0.053
105.00	-17.52	-1.39	0.00	-63.82	0.00	63.82	2,264.20	535.62	1,488.76	1,430.27	2.57	-0.24	0.052
110.00	-16.84	-1.37	0.00	-56.85	0.00	56.85	2,186.61	516.52	1,384.49	1,331.51	2.84	-0.27	0.050
115.00	-14.79	-1.27	0.00	-50.01	0.00	50.01	2,105.76	497.42	1,284.02	1,234.37	3.13	-0.29	0.048
120.00	-14.21	-1.24	0.00	-43.68	0.00	43.68	2,024.90	478.32	1,187.32	1,140.91	3.45	-0.31	0.045
125.00	-11.24	-1.06	0.00	-37.49	0.00	37.49	1,944.05	459.22	1,094.41	1,051.12	3.79	-0.34	0.041
130.00	-11.02	-1.05	0.00	-32.20	0.00	32.20	1,863.20	440.13	1,005.29	965.02	4.15	-0.36	0.039
132.00	-10.74	-1.03	0.00	-30.11	0.00	30.11	1,830.86	432.49	970.70	931.61	4.30	-0.37	0.038
132.12	-10.46	-1.01	0.00	-29.98	0.00	29.98	1,828.92	432.03	968.65	929.62	4.31	-0.37	0.038
134.00	-8.12	-0.85	0.00	-28.08	0.00	28.08	1,798.52	424.85	936.71	898.78	4.46	-0.37	0.036
135.00	-7.99	-0.84	0.00	-27.24	0.00	27.24	1,782.35	421.03	919.95	882.59	4.54	-0.38	0.035
135.87	-7.69	-0.82	0.00	-26.51	0.00	26.51	993.95	255.84	566.08	501.09	4.61	-0.38	0.061
140.00	-7.23	-0.78	0.00	-23.14	0.00	23.14	969.84	246.38	524.97	470.70	4.95	-0.40	0.057
141.00	-7.14	-0.78	0.00	-22.35	0.00	22.35	963.86	244.09	515.25	463.41	5.03	-0.41	0.056
142.00	-6.93	-0.76	0.00	-21.58	0.00	21.58	957.82	241.79	505.62	456.15	5.12	-0.41	0.055
145.00	-6.86	-0.76	0.00	-19.30	0.00	19.30	939.35	234.92	477.28	434.53	5.38	-0.43	0.052
146.00	-6.66	-0.74	0.00	-18.54	0.00	18.54	933.08	232.63	468.01	427.39	5.47	-0.44	0.051
147.00	-6.40	-0.72	0.00	-17.80	0.00	17.80	926.76	230.34	458.83	420.27	5.56	-0.44	0.049

Site Number: 302506

Code: ANSI/TIA-222-H

© 2007 - 2021 by ATC IP LLC. All rights reserved.

Site Name: Winchester CT 3, CT

Engineering Number: 13668992_C3_02

4/27/2021 3:40:28 PM

Customer: VERIZON WIRELESS

150.00	-5.97	-0.68	0.00	-15.64	0.00	15.64	907.44	223.46	431.85	399.13	5.85	-0.46	0.046
155.00	-5.68	-0.66	0.00	-12.22	0.00	12.22	874.09	212.00	388.70	364.57	6.35	-0.49	0.040
160.00	-5.39	-0.63	0.00	-8.93	0.00	8.93	839.33	200.54	347.82	330.98	6.87	-0.51	0.033
165.00	-5.34	-0.63	0.00	-5.78	0.00	5.78	800.44	189.08	309.21	297.43	7.42	-0.53	0.026
166.00	-3.16	-0.39	0.00	-5.15	0.00	5.15	790.74	186.79	301.76	290.23	7.53	-0.54	0.022
170.00	-2.95	-0.37	0.00	-3.58	0.00	3.58	751.93	177.62	272.87	262.30	7.99	-0.55	0.018
175.00	-2.79	-0.35	0.00	-1.74	0.00	1.74	703.42	166.16	238.80	229.37	8.57	-0.56	0.012
179.00	-2.74	-0.34	0.00	-0.34	0.00	0.34	664.61	156.99	213.19	204.62	9.03	-0.56	0.006
180.00	0.00	-0.32	0.00	0.00	0.00	0.00	654.91	154.70	207.01	198.65	9.15	-0.56	0.000

Site Number: 302506

Code: ANSI/TIA-222-H

© 2007 - 2021 by ATC IP LLC. All rights reserved.

Site Name: Winchester CT 3, CT

Engineering Number: 13668992_C3_02

4/27/2021 3:40:28 PM

Customer: VERIZON WIRELESS

Analysis Summary

Load Case	Reactions						Max Usage	
	Shear FX (kips)	Shear FZ (kips)	Axial FY (kips)	Moment MX (ft-kips)	Moment MY (ft-kips)	Moment MZ (ft-kips)	Elev (ft)	Interaction Ratio
1.2D + 1.0W	45.58	0.00	69.00	0.00	0.00	5065.60	135.87	0.84
0.9D + 1.0W	45.54	0.00	51.73	0.00	0.00	4992.82	135.87	0.81
1.2D + 1.0Di + 1.0Wi	8.76	0.00	100.19	0.00	0.00	1113.23	135.87	0.24
1.2D + 1.0Ev + 1.0Eh	1.73	0.00	68.76	0.00	0.00	244.37	135.87	0.07
0.9D - 1.0Ev + 1.0Eh	1.73	0.00	48.06	0.00	0.00	239.71	135.87	0.06
1.0D + 1.0W	9.54	0.00	57.57	0.00	0.00	1053.28	135.87	0.18

Site Number: 302506

Code: ANSI/TIA-222-H

© 2007 - 2021 by ATC IP LLC. All rights reserved.

Site Name: Winchester CT 3, CT

Engineering Number: 13668992_C3_02

4/27/2021 3:40:28 PM

Customer: VERIZON WIRELESS

Additional Steel Summary

			Intermediate Connectors				Max Member		
Elev From (ft)	Elev To (ft)	Member	VQ/I (lb/in)	Shear Applied (kips)	Shear phiVn (kips)	Ratio	Pu (kip)	phiPn (kip)	Ratio
0.00	103.75	(4) SOL-#20 All Thread Bar	348.4	10.5	16.8	0.622	266.5	330.5	0.807

			Upper Termination Connectors				Lower Termination Connectors					
Elev From (ft)	Elev To (ft)	Member	MQ/I (kips)	phiVn (kips)	Num Reqd	Num Actual	Ratio	MQ/I (kips)	phiVn (kips)	Num Reqd	Num Actual	Ratio
0.00	103.75	(4) SOL-#20 All Thread Bar	170.6	12.0	15	24	0.592	0.0	12.0	0	0	0.000



Maser Consulting Connecticut
 2000 Midlantic Drive, Suite 100
 Mt. Laurel, NJ 08054
 (856) 797-0412
 peter.albano@colliersengineering.com

Post-Mod Antenna Mount Analysis Report and PMI Requirements

Mount Fix

SMART Tool Project #: 10083055
 Maser Consulting Connecticut Project #: 21777477

July 2, 2021

Site Information

Site ID: 467698-VZW / WINCHESTER E CT
 Site Name: WINCHESTER E CT
 Carrier Name: Verizon Wireless
 Address: 15 Oakdale Ave
 Winsted, Connecticut 06098
 Litchfield County
 Latitude: 41.921597°
 Longitude: -73.049411°


Structure Information

Tower Type: Monopole
 Mount Type: 13.33-Ft Platform

FUZE ID # 16272064

Analysis Results

Platform Mount: **72.7% Pass**



Digitally signed by Taqi Khawaja
 Date: 2021.07.02 10:22:36-04'00'

*****Contractor PMI Requirements:**

Included at the end of this MA report

Available & Submitted via portal at <https://pmi.vzwsmart.com>

Contractor - Please Review Specific Site PMI Requirements Upon Award

Requirements also Noted on Mount Modification Drawings

Requirements may also be Noted on A & E drawings

Report Prepared By: Zachary Bandilla

Executive Summary:

The objective of this report is to summarize the analysis results of the antenna support mount including the proposed modifications at the subject facility for the final wireless telecommunications configuration, per the applicable codes and standards.

This analysis is inclusive of the mount structure only and does not address the structural capacity of the supporting structure. This mounting frame was not analyzed as an anchor attachment point for fall protection. All climbing activities are required to have a fall protection plan completed by a competent person.

Sources of Information:

Document Type	Remarks
<i>Radio Frequency Data Sheet (RFDS)</i>	<i>Verizon RFDS Site ID: 325163, dated March 17, 2021</i>
<i>Mount Mapping Report</i>	<i>RKS Design & Engineering, LLC., Site ID: ATC: CT 302506, VZW: 467698, dated April 19, 2021</i>
<i>Previous Mount Analysis</i>	<i>Maser Consulting, Project # 21777477A, Dated June 18, 2021</i>
<i>Mount Modification Drawings</i>	<i>Maser Consulting, Project # 21777477A, Dated July 2, 2021</i>

Analysis Criteria:

Codes and Standards:	ANSI/TIA-222-H
Wind Parameters:	Basic Wind Speed (Ultimate 3-sec. Gust), V_{ULT} : 114 mph Ice Wind Speed (3-sec. Gust): 50 mph Design Ice Thickness: 1.00 in Risk Category: II Exposure Category: B Topographic Category: 1 Topographic Feature Considered: N/A Topographic Method: N/A Ground Elevation Factor, K_e : 0.962
Seismic Parameters:	S_s : 0.169 S_1 : 0.054
Maintenance Parameters:	Wind Speed (3-sec. Gust): 30 mph Maintenance Live Load, L_v : 250 lbs. Maintenance Live Load, L_m : 500 lbs.
Analysis Software:	RISA-3D (V17)

Final Loading Configuration:

The following equipment has been considered for the analysis of the mount:

Mount Elevation (ft)	Equipment Elevation (ft)	Quantity	Manufacturer	Model	Status
125.00	125.00	3	Samsung	MT6407-77A	Added
		3	Commscope	CBC78T-DS-43-2X	
		3	Samsung	B2/B66A RRH-BR049	
		3	Samsung	B5/B13 RRH-BR04C	
		6	Commscope	JAHH-65B-R3B	Retained
		2	Antel	LPA-80063/6CF	
		4	Antel	LPA-80080/6CF	
		1	Raycap	RHSDC-6627-PF-48	

Any proposed antennas not currently installed should be mounted such that the centerline of the antennas does not exceed 6 inches vertically from the center of the antenna mount.

The recent mount mapping reported existing OVP units. It is acceptable to install up to any three (3) of the OVP model numbers listed below as required at any location other than the mount face without affecting the structural capacity of the mount. If OVP units are installed on the mount face, a mount re-analysis may be required unless replacing an existing OVP.

Model Number	Ports	AKA
DB-B1-6C-12AB-0Z	6	OVP-6
RVZDC-6627-PF-48	12	OVP-12

Standard Conditions:

1. All engineering services are performed on the basis that the information provided to Maser Consulting Connecticut and used in this analysis is current and correct. The existing equipment loading has been applied at locations determined from the supplied documentation. Any deviation from the loading locations specified in this report shall be communicated to Maser Consulting Connecticut to verify deviation will not adversely impact the analysis.
2. Mounts are assumed to have been properly fabricated, installed and maintained in good condition, twist free and plumb in accordance with its original design and manufacturer’s specifications.

Obvious safety and structural issues/deficiencies noticed at the time of the mount mapping and reported in the Mount Mapping Report are assumed to be corrected and documented as part of the PMI process and are not considered in the mount analysis.

The mount analysis and the mount mapping are not a condition assessment of the mount. Proper maintenance and condition assessments are still required post analysis.

3. For mount analyses completed from other data sources (including new replacement mounts) and not specifically mapped by Maser Consulting Connecticut, the mounts are assumed to have been properly fabricated, installed and maintained in good condition, twist free and plumb in accordance with its original design and manufacturer’s specifications.
4. All member connections are assumed to have been designed to meet or exceed the load carrying capacity of the connected member unless otherwise specified in this report.

5. The mount was checked up to, and including, the bolts that fasten it to the mount collar/attachment and threaded rod connections in collar members if applicable. Local deformation and interaction between the mount collar/attachment and the supporting tower structure are outside the scope of this analysis.
6. All services are performed, results obtained, and recommendations made in accordance with generally accepted engineering principles and practices. Maser Consulting Connecticut is not responsible for the conclusion, opinions, and recommendations made by others based on the information supplied.
7. Structural Steel Grades have been assumed as follows, if applicable, unless otherwise noted in this analysis:
 - o Channel, Solid Round, Angle, Plate ASTM A36 (Gr. 36)
 - o HSS (Rectangular) ASTM 500 (Gr. B-46)
 - o Pipe ASTM A53 (Gr. B-35)
 - o Threaded Rod F1554 (Gr. 36)
 - o Bolts ASTM A325
8. Any mount modifications listed under Sources of Information are assumed to have been installed per the design specifications.

Discrepancies between in-field conditions and the assumptions listed above may render this analysis invalid unless explicitly approved by Maser Consulting Connecticut.

Analysis Results:

Component	Utilization %	Pass/Fail
<i>Face Horizontal</i>	<i>15.5 %</i>	<i>Pass</i>
<i>Platform Crossmember</i>	<i>16.9 %</i>	<i>Pass</i>
<i>Mount Pipe</i>	<i>32.7 %</i>	<i>Pass</i>
<i>Corner Plate</i>	<i>22.3 %</i>	<i>Pass</i>
<i>Grating Support</i>	<i>14.4 %</i>	<i>Pass</i>
<i>Cross Arm Plate</i>	<i>55.8 %</i>	<i>Pass</i>
<i>Standoff Horizontal</i>	<i>34.4 %</i>	<i>Pass</i>
<i>Mod Face Horizontal</i>	<i>13.1 %</i>	<i>Pass</i>
<i>Mod Support Rail Corner</i>	<i>18.9 %</i>	<i>Pass</i>
<i>Connection Check</i>	<i>72.7 %</i>	<i>Pass</i>

Structure Rating – (Controlling Utilization of all Components)	72.7%
---	--------------


Recommendation:

The existing mount will be **SUFFICIENT** for the final loading after the proposed modifications are successfully completed.

ANSI/ASSP rigging plan review services compliant with the requirements of ANSI/TIA 322 are available for a Construction Class IV site or other, if required. Separate review fees will apply.

Attachments:

1. Mount Photos
2. Mount Mapping Report (for reference only)
3. Analysis Calculations
- 4. Contractor Required PMI Report Deliverables**
5. Antenna Placement Diagrams
6. TIA Adoption and Wind Speed Usage Letter





Antenna Mount Mapping Form (PATENT PENDING)

FCC #
UNKNOWN

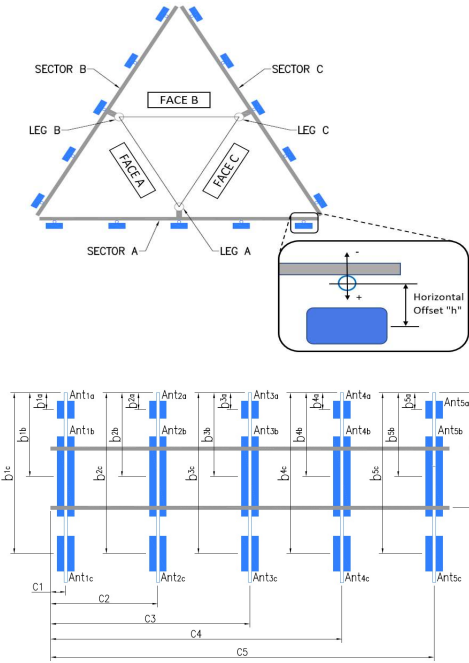
Tower Owner:	AMERICAN TOWER CORPORATION	Mapping Date:	04/19/2021
Site Name:	ATC: WINCHESTER CT, VZW: WINCHESTER E CT	Tower Type:	Monopole
Site Number or ID:	ATC: CT 302506, VZW: 467698	Tower Height (Ft.):	UNKNOWN
Mapping Contractor:	RKS Design & Engineering, LLC	Mount Elevation (Ft.):	119.1

This antenna mapping form is the property of TES and under PATENT PENDING. The formation contained herein is considered confidential in nature and is to be used only for the specific customer it was intended for. Reproduction, transmission, publication, modification or disclosure by any method is prohibited except by express written permission of TES. All means and methods are the responsibility of the contractor and the work shall be compliant with ANSI/ASSE A 10.48, OSHA, FCC, FAA and other safety requirements that may apply. TES is not warranting the usability of the safety climb as it must be assessed prior to each use in compliance with OSHA requirements.

Please insert the sketches of the antenna mount from the "Sketches" tab with dimensions and members here.

Mount Pipe Configuration and Geometries [Unit = Inches]							
Sector / Position	Mount Pipe Size & Length	Vertical Offset Dimension "u"	Horizontal Offset "C1, C2, C3, etc."	Sector / Position	Mount Pipe Size & Length	Vertical Offset Dimension "u"	Horizontal Offset "C1, C2, C3, etc."
A1	PIPE 2.375"Øx0.15"x63" LONG	43.25	5.50	C1	PIPE 2.375"Øx0.15"x63" LONG	43.25	6.00
A2	PIPE 2.375"Øx0.15"x72.25" LONG	40.75	81.25	C2	PIPE 2.375"Øx0.15"x72.25" LONG	41.25	77.50
A3	PIPE 2.375"Øx0.15"x72" LONG	39.75	118.00	C3	PIPE 2.375"Øx0.15"x72" LONG	39.75	118.75
A4	PIPE 2.375"Øx0.15"x63" LONG	43.00	154.50	C4	PIPE 2.375"Øx0.15"x63" LONG	43.25	155.50
A5				C5			
A6				C6			
B1	PIPE 2.375"Øx0.15"x63" LONG	43.25	6.00	D1			
B2	PIPE 2.375"Øx0.15"x72.25" LONG	40.00	78.25	D2			
B3	PIPE 2.375"Øx0.15"x72" LONG	37.75	116.50	D3			
B4	PIPE 2.375"Øx0.15"x63" LONG	43.00	154.75	D4			
B5				D5			
B6				D6			
Distance between bottom rail and mount CL elevation (dim d). Unit is inches. See "Mount Elev Ref" tab for details. :							
Distance from top of bottom support rail to lowest tip of ant./eqpt. of Carrier above. (N/A if > 10 ft.) :							
Distance from top of bottom support rail to highest tip of ant./eqpt. of Carrier below. (N/A if > 10 ft.) :							
Please enter additional information or comments below.							
Tower Face Width at Mount Elev. (ft.):							
Tower Leg Size or Pole Shaft Diameter at Mount Elev. (in.):							
For T-Arms/Platforms on monopoles, report the weld size from the main standoff to the plate bolting into the collar mount.							

Ants. Items	Enter antenna model. If not labeled, enter "Unknown".						Mounting Locations [Units are inches and degrees]			Photos of antennas Photo Numbers
	Antenna Models if Known	Width (in.)	Depth (in.)	Height (in.)	Coax Size and Qty	Antenna Center-line (Ft.)	Vertical Distances "b _{1a} , b _{2a} , b _{3a} , b _{1b} ,..." (Inches)	Horiz. Offset "h" (Use "-" if Ant. is behind)	Antenna Azimuth (Degrees)	
Sector A										
Ant _{1a}	B25 RRH4X30	12.00	7.00	21.20		120.871	22.00	-7.00		199
Ant _{1b}	LPA-80080-6CF-EDIN	15.20	13.10	71.00		120.413	27.50	15.50	10.00	199
Ant _{1c}										
Ant _{2a}	B13 RRH4X30	12.00	9.00	21.60		121.288	14.50	-9.50		205
Ant _{2b}	(2)JAHH-65B-R3B	13.80	8.20	72.00		120.163	28.00	13.50	10.00	205
Ant _{2c}										
Ant _{3a}	B66A RRH4X45	11.80	7.20	25.80		121.788	7.50	-7.00		206
Ant _{3b}										
Ant _{3c}										
Ant _{4a}	AHCA	12.50	7.50	14.00		120.808	22.50	-2.50		209
Ant _{4b}	LPA-80063-6CF-EDIN	15.20	13.10	71.00		120.85	22.00	-7.00	10.00	209
Ant _{4c}										
Ant _{5a}										
Ant _{5b}										
Ant _{5c}										
Ant on Standoff										
Ant on Standoff										
Ant on Tower										
Ant on Tower										



Antenna Layout (Looking Out From Tower)

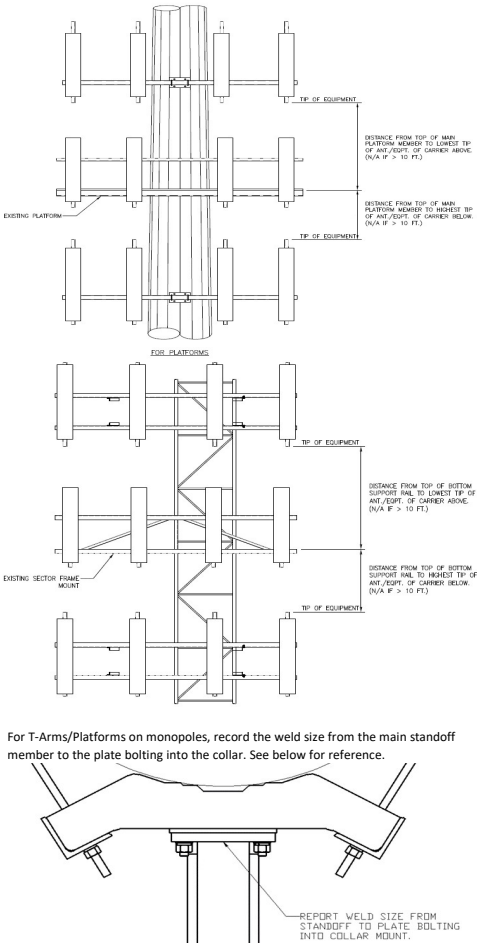
Mount Azimuth (Degree) for Each Sector			Tower Leg Azimuth (Degree) for Each Sector		
Sector A:	10.00	Deg	Leg A:		Deg
Sector B:	130.00	Deg	Leg B:		Deg
Sector C:	250.00	Deg	Leg C:		Deg
Sector D:		Deg	Leg D:		Deg

Sector B										
Ant _{1a}	B25 RRH4X30	12.00	7.00	21.20		120.871	22.00	-7.00		212
Ant _{1b}	LPA-80080-6CF-EDIN	15.20	13.10	71.00		120.413	27.50	15.50	130.00	212
Ant _{1c}										
Ant _{2a}	B13 RRH4X30	12.00	9.00	21.60		121.225	14.50	-9.50		215
Ant _{2b}	(2)JAHH-65B-R3B	13.80	8.20	72.00		120.1	28.00	13.50	130.00	215
Ant _{2c}										
Ant _{3a}	B66A RRH4X45	11.80	7.20	25.80		121.621	7.50	-7.00		217
Ant _{3b}										
Ant _{3c}										
Ant _{4a}	AHCA	12.50	7.50	14.00		120.808	22.50	-2.50		217
Ant _{4b}	LPA-80063-6CF-EDIN	15.20	13.10	71.00		120.85	22.00	-7.00	130.00	217
Ant _{4c}										
Ant _{5a}										
Ant _{5b}										
Ant _{5c}										
Ant on Standoff										
Ant on Standoff										
Ant on Tower										
Ant on Tower										

Sector C										
Ant _{1a}	B25 RRH4X30	12.00	7.00	21.20		120.871	22.00	-7.00		221
Ant _{1b}	LPA-80063-6CF-EDIN	15.20	13.10	71.00		120.413	27.50	15.50	250.00	221
Ant _{1c}										
Ant _{2a}	B13 RRH4X30	12.00	9.00	21.60		121.329	14.50	-9.50		224
Ant _{2b}	(2)JAHH-65B-R3B	13.80	8.20	72.00		120.204	28.00	13.50	250.00	224
Ant _{2c}										
Ant _{3a}	B66A RRH4X45	11.80	7.20	25.80		121.788	7.50	-7.00		226
Ant _{3b}										
Ant _{3c}										
Ant _{4a}	AHCA	12.50	7.50	14.00		120.829	22.50	-2.50		227
Ant _{4b}	LPA-80063-6CF-EDIN	15.20	13.10	71.00		120.871	22.00	-7.00	250.00	227
Ant _{4c}										
Ant _{5a}										
Ant _{5b}										
Ant _{5c}										
Ant on Standoff	RHSDC-6627-PF-48	16.50	12.60	29.50			37.00			226
Ant on Standoff										
Ant on Tower										
Ant on Tower										

Sector D										
Ant _{1a}										
Ant _{1b}										
Ant _{1c}										
Ant _{2a}										
Ant _{2b}										
Ant _{2c}										
Ant _{3a}										
Ant _{3b}										
Ant _{3c}										
Ant _{4a}										
Ant _{4b}										
Ant _{4c}										
Ant _{5a}										
Ant _{5b}										
Ant _{5c}										
Ant on Standoff										
Ant on Standoff										
Ant on Tower										
Ant on Tower										

Please insert a photo of the mount centerline measurement here.




Observed Safety and Structural Issues During the Mount Mapping		
Issue #	Description of Issue	Photo #
1	TOTAL COAX(7): (6) FH 1-5/8, (1) 2"Ø HYB	52
2		
3		
4		
5		
6		
7		
8		

Observed Obstructions to Tower Lighting System			
If the tower lighting system is being obstructed by the carrier's equipment (for example: a light nested by the antennas), please provide photos and fill in the information below.			Photo #
Description of Obstruction:			
Type of Light:	Photo #	Additional Comments:	
Lighting Technology:	Photo #		
Elevation (AGL) at base of light (Ft.):	Photo #		
Is a service loop available?	Photo #		
Is beacon installed on an extension?	Photo #		

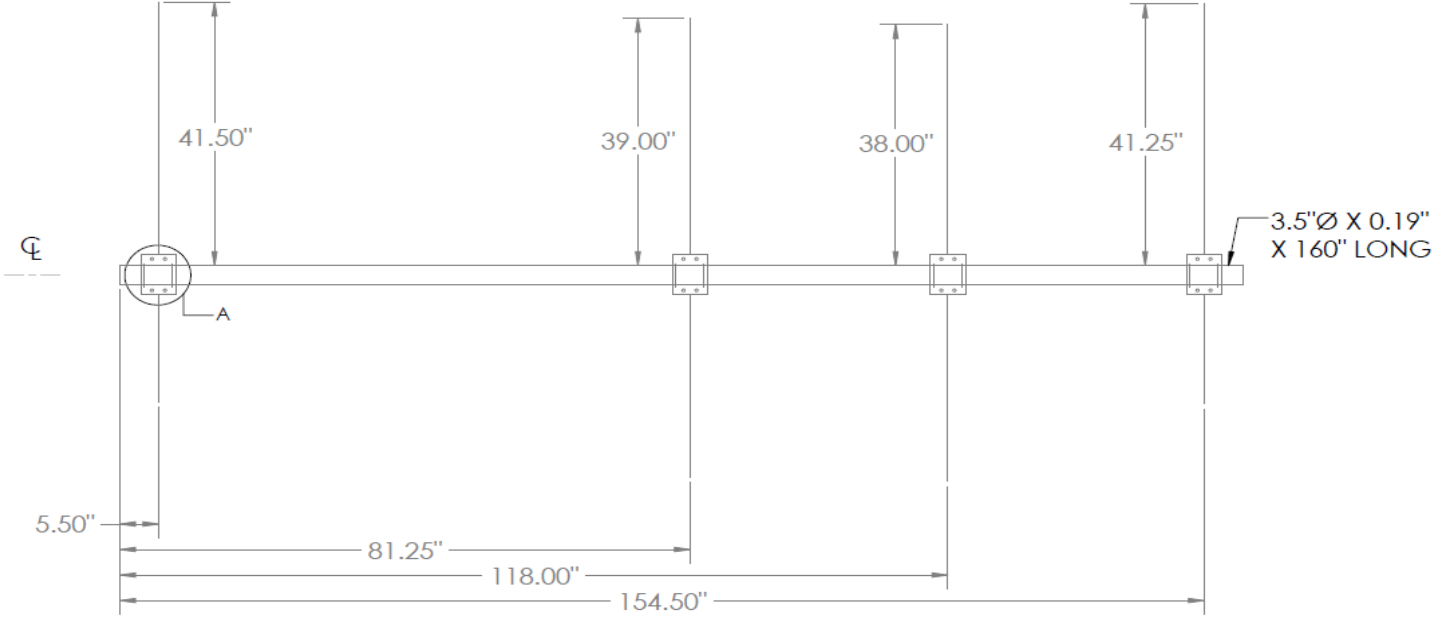
Mapping Notes
<ol style="list-style-type: none"> 1. Please report any visible structural or safety issues observed on the antenna mounts (Damaged members, loose connections, tilting mounts, safety climb issues, etc.) 2. If the thickness of the existing pipes or tubing can't be obtained from a general tool (such as Caliper), please use an ultrasonic measurement tool (thickness gauge) to measure the thickness. 3. Please create all required detail sketches of the mounts and insert them into the "Sketches" tab. 4. Please measure and enter the bolt sizes and types under the Members Box in the spreadsheet of the mount type. 5. Take and label the photos of the tower, mounts, connections, antennas and all measurements. Minimum 50 photos are required. 6. Please measure and report the size and length of all existing antenna mounting pipes. 7. Please measure and report the antenna information for all sectors. 8. Don't delete or rearrange any sheet or contents of any sheet from this mapping form.

Standard Conditions
1. Obvious safety and structural issues/deficiencies noticed at the time of the mount mapping are to be reported in this mapping. However, this mount mapping is not a condition assessment of the mount.

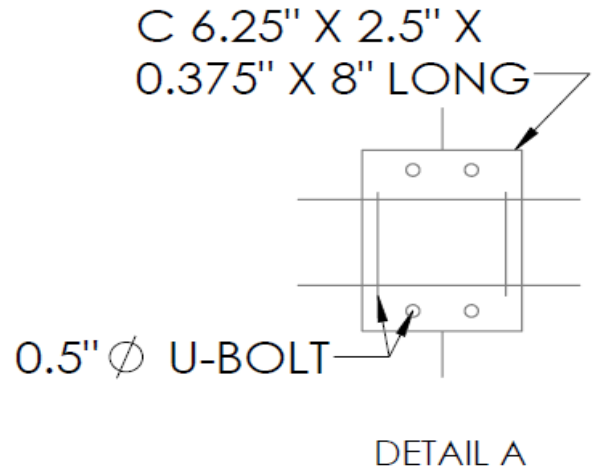
	Antenna Mount Mapping Form (PATENT PENDING)			FCC #
				UNKNOWN
Tower Owner:	AMERICAN TOWER CORPORATION	Mapping Date:	04/19/2021	
Site Name:	ATC: WINCHESTER CT, VZW: WINCHESTER E CT	Tower Type:	Monopole	
Site Number or ID:	ATC: CT 302506	Tower Height (Ft.):	UNKNOWN	
Mapping Contractor:	RKS Design & Engineering, LLC	Mount Elevation (Ft.):	119.1	

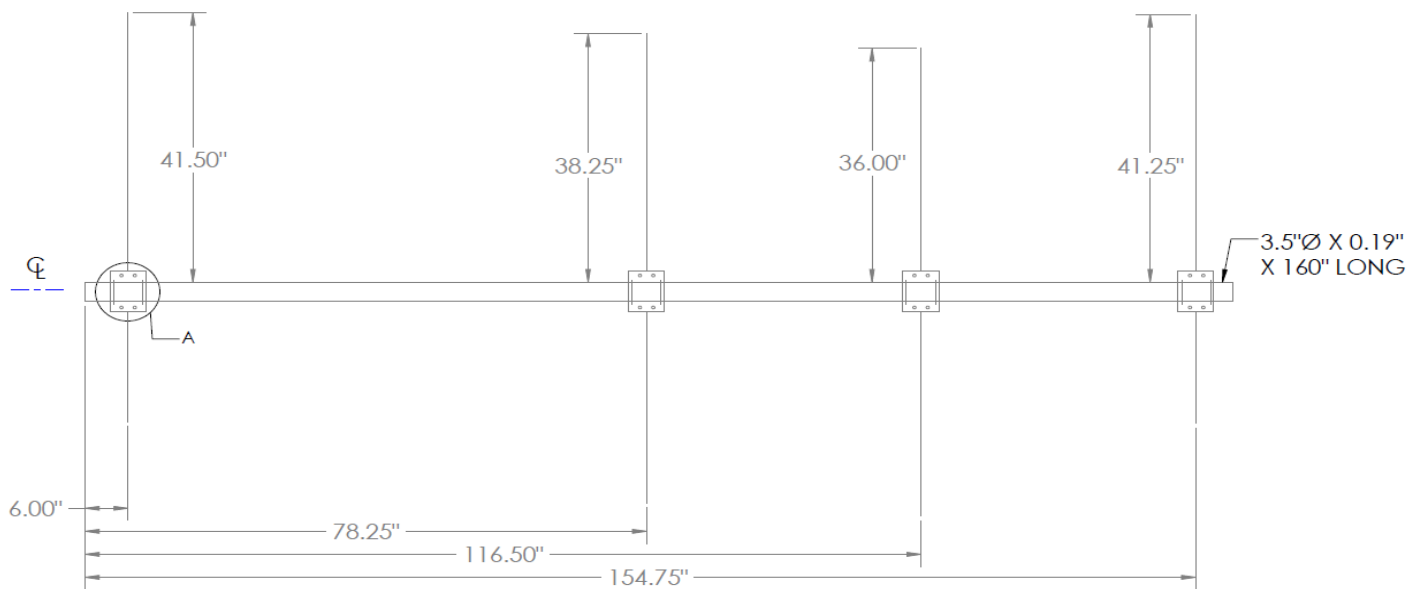
This antenna mapping form is the property of TES and under **PATENT PENDING**. The formation contained herein is considered confidential in nature and is to be used only for the specific customer it was intended for. Reproduction, transmission, publication, modification or disclosure by any method is prohibited except by express written permission of TES. All means and methods are the responsibility of the contractor and the work shall be compliant with ANSI/ASSE A 10.48, OSHA, FCC, FAA and other safety requirements that may apply. TES is not warranting the usability of the safety climb as it must be assessed prior to each use in compliance with OSHA requirements.

Please Insert Sketches of the Antenna Mount

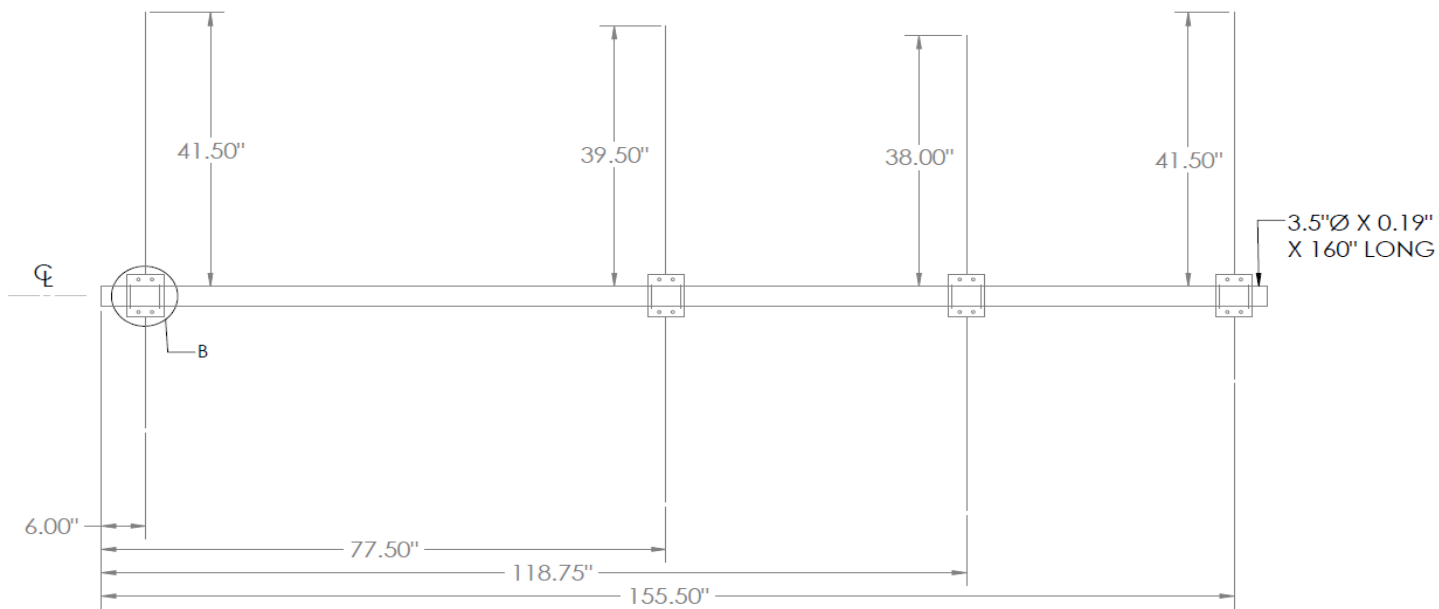


SECTOR A



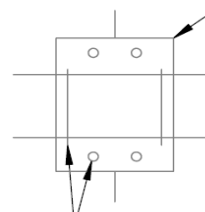


SECTOR B



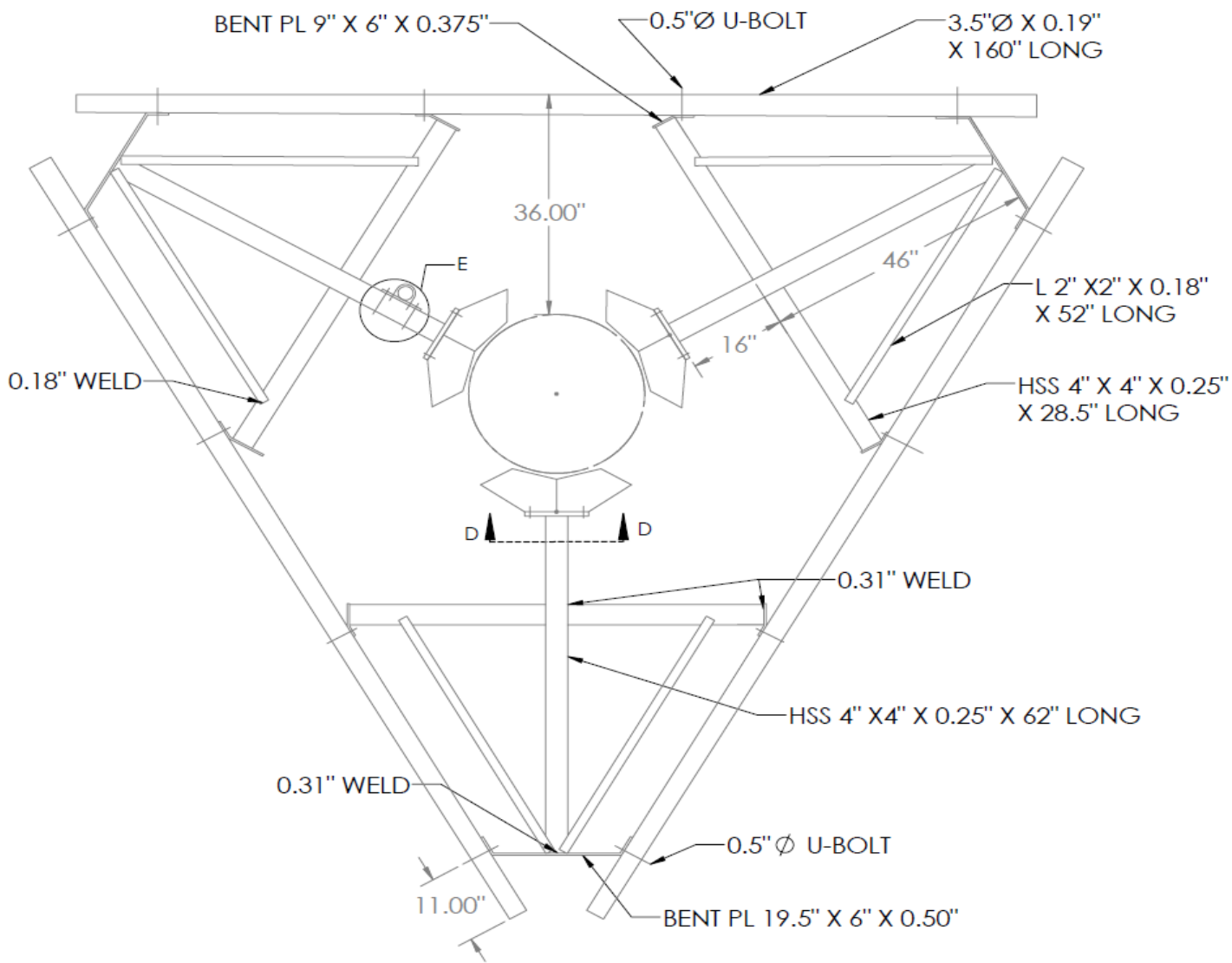
SECTOR C

C 6.25" X 2.25"
X 0.375" X 8" LONG

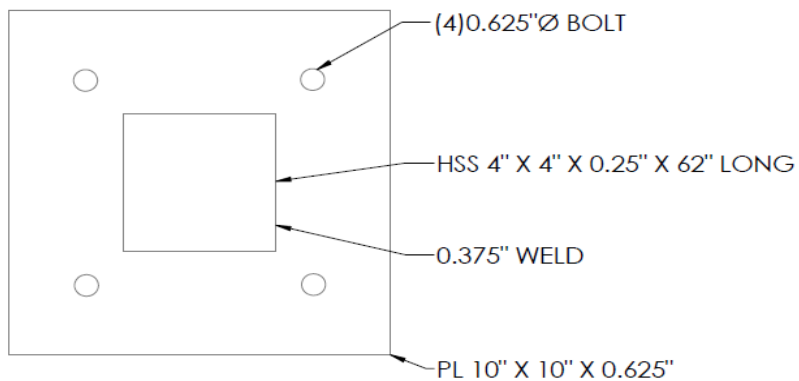


0.5" \varnothing U-BOLT

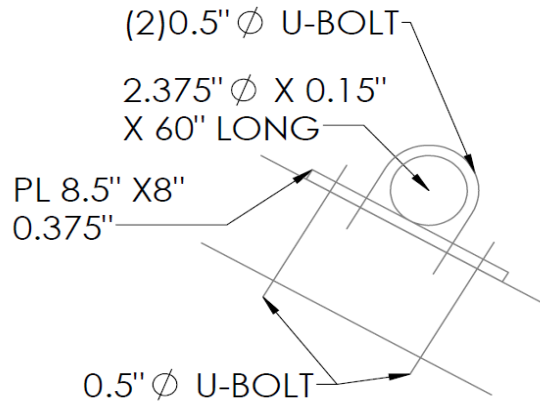
DETAIL B



MOUNT VIEW

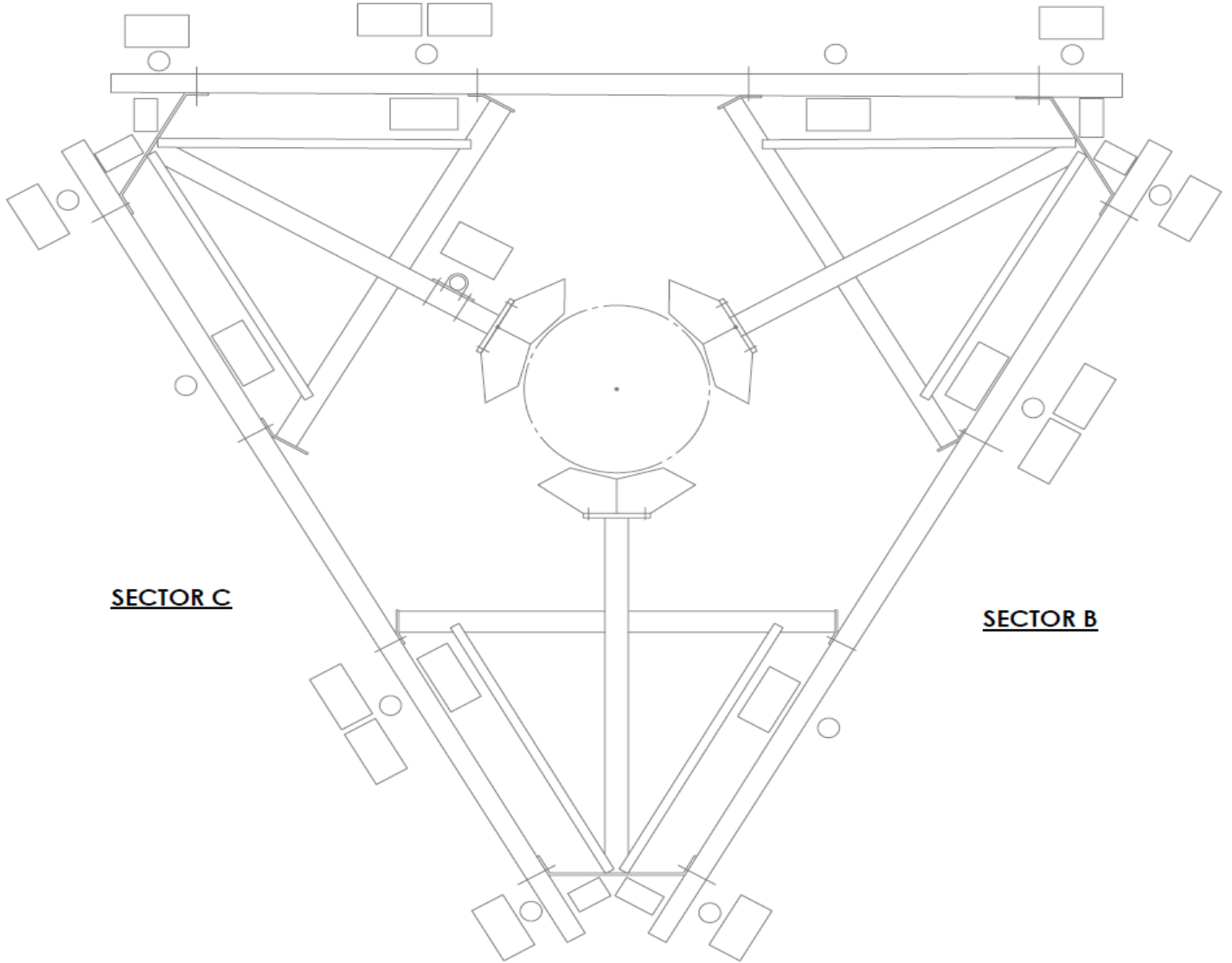


SECTION D-D



DETAIL E

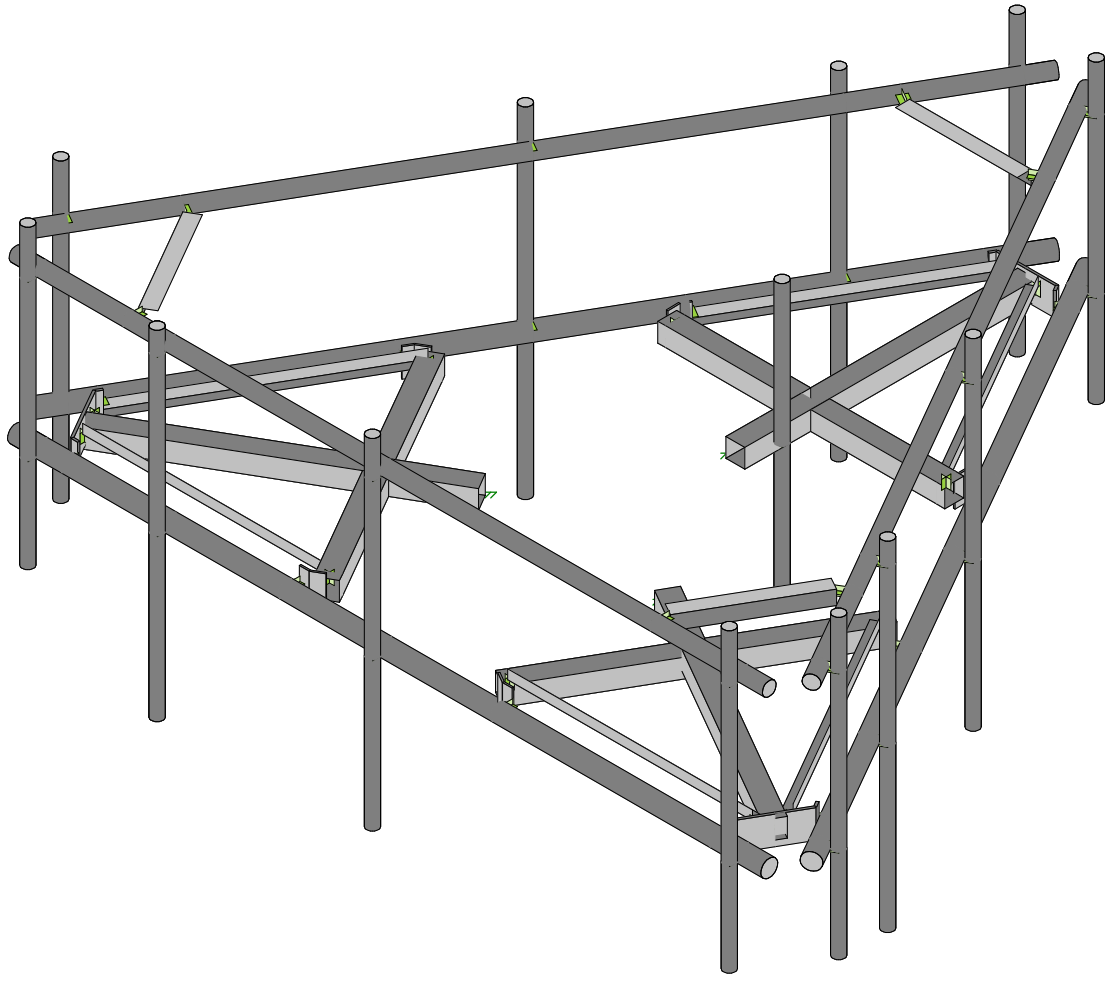
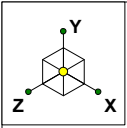
SECTOR A



SECTOR C

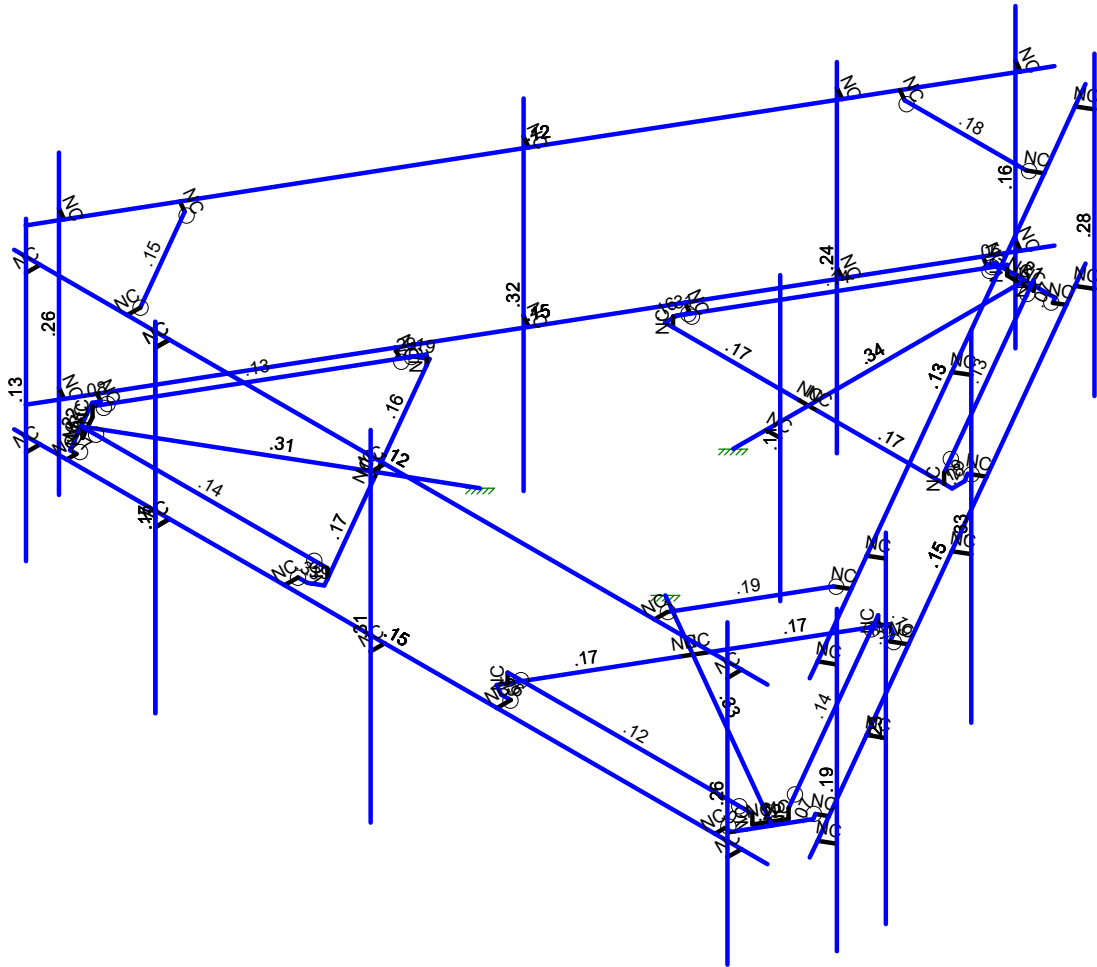
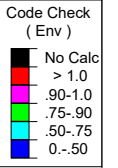
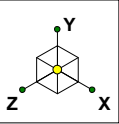
SECTOR B

ANTENNA PLAN VIEW



Envelope Only Solution

		SK - 1
		June 28, 2021 at 3:09 PM
		467698-VZW_MT_LO_H_loaded.r3d



Member Code Checks Displayed (Enveloped)
Envelope Only Solution

SK - 2

June 28, 2021 at 3:10 PM

467698-VZW_MT_LO_H_loaded.r3d

Basic Load Cases

	BLC Description	Category	X Gravity	Y Gravity	Z Gravity	Joint	Point	Distributed Area(Me...	Surface(P...
1	Antenna D	None					120		
2	Antenna Di	None					120		
3	Antenna Wo (0 Deg)	None					120		
4	Antenna Wo (30 Deg)	None					120		
5	Antenna Wo (60 Deg)	None					120		
6	Antenna Wo (90 Deg)	None					120		
7	Antenna Wo (120 Deg)	None					120		
8	Antenna Wo (150 Deg)	None					120		
9	Antenna Wo (180 Deg)	None					120		
10	Antenna Wo (210 Deg)	None					120		
11	Antenna Wo (240 Deg)	None					120		
12	Antenna Wo (270 Deg)	None					120		
13	Antenna Wo (300 Deg)	None					120		
14	Antenna Wo (330 Deg)	None					120		
15	Antenna Wi (0 Deg)	None					120		
16	Antenna Wi (30 Deg)	None					120		
17	Antenna Wi (60 Deg)	None					120		
18	Antenna Wi (90 Deg)	None					120		
19	Antenna Wi (120 Deg)	None					120		
20	Antenna Wi (150 Deg)	None					120		
21	Antenna Wi (180 Deg)	None					120		
22	Antenna Wi (210 Deg)	None					120		
23	Antenna Wi (240 Deg)	None					120		
24	Antenna Wi (270 Deg)	None					120		
25	Antenna Wi (300 Deg)	None					120		
26	Antenna Wi (330 Deg)	None					120		
27	Antenna Wm (0 Deg)	None					120		
28	Antenna Wm (30 Deg)	None					120		
29	Antenna Wm (60 Deg)	None					120		
30	Antenna Wm (90 Deg)	None					120		
31	Antenna Wm (120 Deg)	None					120		
32	Antenna Wm (150 Deg)	None					120		
33	Antenna Wm (180 Deg)	None					120		
34	Antenna Wm (210 Deg)	None					120		
35	Antenna Wm (240 Deg)	None					120		
36	Antenna Wm (270 Deg)	None					120		
37	Antenna Wm (300 Deg)	None					120		
38	Antenna Wm (330 Deg)	None					120		
39	Structure D	None		-1					3
40	Structure Di	None						59	3
41	Structure Wo (0 Deg)	None						118	
42	Structure Wo (30 Deg)	None						118	
43	Structure Wo (60 Deg)	None						118	
44	Structure Wo (90 Deg)	None						118	
45	Structure Wo (120 D...	None						118	
46	Structure Wo (150 D...	None						118	
47	Structure Wo (180 D...	None						118	
48	Structure Wo (210 D...	None						118	
49	Structure Wo (240 D...	None						118	
50	Structure Wo (270 D...	None						118	
51	Structure Wo (300 D...	None						118	
52	Structure Wo (330 D...	None						118	
53	Structure Wi (0 Deg)	None						118	
54	Structure Wi (30 Deg)	None						118	
55	Structure Wi (60 Deg)	None						118	
56	Structure Wi (90 Deg)	None						118	



Company :
 Designer :
 Job Number :
 Model Name :

June 28, 2021
 3:10 PM
 Checked By: _____

Basic Load Cases (Continued)

	BLC Description	Category	X Gravity	Y Gravity	Z Gravity	Joint	Point	Distributed Area(Me...	Surface(P...
57	Structure Wi (120 De...	None						118	
58	Structure Wi (150 De...	None						118	
59	Structure Wi (180 De...	None						118	
60	Structure Wi (210 De...	None						118	
61	Structure Wi (240 De...	None						118	
62	Structure Wi (270 De...	None						118	
63	Structure Wi (300 De...	None						118	
64	Structure Wi (330 De...	None						118	
65	Structure Wm (0 Deg)	None						118	
66	Structure Wm (30 De...	None						118	
67	Structure Wm (60 De...	None						118	
68	Structure Wm (90 De...	None						118	
69	Structure Wm (120 D...	None						118	
70	Structure Wm (150 D...	None						118	
71	Structure Wm (180 D...	None						118	
72	Structure Wm (210 D...	None						118	
73	Structure Wm (240 D...	None						118	
74	Structure Wm (270 D...	None						118	
75	Structure Wm (300 D...	None						118	
76	Structure Wm (330 D...	None						118	
77	Lm1	None					1		
78	Lm2	None					1		
79	Lv1	None					1		
80	Lv2	None					1		
81	BLC 39 Transient Are...	None						30	
82	BLC 40 Transient Are...	None						30	

Load Combinations

	Description	Solve	P...	SR...	BLC Fact...	BLC Fact...	BLC Fact...	BLC Fact...	BLC Fact...	BLC Fact...	BLC Fact...	BLC Fact...	BLC Fact...	BLC Fact...	BLC Fact...	
1	1.2D+1.0...	Yes	Y		1	1.2	39	1.2	3	1	41	1				
2	1.2D+1.0...	Yes	Y		1	1.2	39	1.2	4	1	42	1				
3	1.2D+1.0...	Yes	Y		1	1.2	39	1.2	5	1	43	1				
4	1.2D+1.0...	Yes	Y		1	1.2	39	1.2	6	1	44	1				
5	1.2D+1.0...	Yes	Y		1	1.2	39	1.2	7	1	45	1				
6	1.2D+1.0...	Yes	Y		1	1.2	39	1.2	8	1	46	1				
7	1.2D+1.0...	Yes	Y		1	1.2	39	1.2	9	1	47	1				
8	1.2D+1.0...	Yes	Y		1	1.2	39	1.2	10	1	48	1				
9	1.2D+1.0...	Yes	Y		1	1.2	39	1.2	11	1	49	1				
10	1.2D+1.0...	Yes	Y		1	1.2	39	1.2	12	1	50	1				
11	1.2D+1.0...	Yes	Y		1	1.2	39	1.2	13	1	51	1				
12	1.2D+1.0...	Yes	Y		1	1.2	39	1.2	14	1	52	1				
13	1.2D + 1.0...	Yes	Y		1	1.2	39	1.2	2	1	40	1	15	1	53	1
14	1.2D + 1.0...	Yes	Y		1	1.2	39	1.2	2	1	40	1	16	1	54	1
15	1.2D + 1.0...	Yes	Y		1	1.2	39	1.2	2	1	40	1	17	1	55	1
16	1.2D + 1.0...	Yes	Y		1	1.2	39	1.2	2	1	40	1	18	1	56	1
17	1.2D + 1.0...	Yes	Y		1	1.2	39	1.2	2	1	40	1	19	1	57	1
18	1.2D + 1.0...	Yes	Y		1	1.2	39	1.2	2	1	40	1	20	1	58	1
19	1.2D + 1.0...	Yes	Y		1	1.2	39	1.2	2	1	40	1	21	1	59	1
20	1.2D + 1.0...	Yes	Y		1	1.2	39	1.2	2	1	40	1	22	1	60	1
21	1.2D + 1.0...	Yes	Y		1	1.2	39	1.2	2	1	40	1	23	1	61	1
22	1.2D + 1.0...	Yes	Y		1	1.2	39	1.2	2	1	40	1	24	1	62	1
23	1.2D + 1.0...	Yes	Y		1	1.2	39	1.2	2	1	40	1	25	1	63	1
24	1.2D + 1.0...	Yes	Y		1	1.2	39	1.2	2	1	40	1	26	1	64	1
25	1.2D + 1.5...	Yes	Y		1	1.2	39	1.2	77	1.5	27	1	65	1		
26	1.2D + 1.5...	Yes	Y		1	1.2	39	1.2	77	1.5	28	1	66	1		

Load Combinations (Continued)

	Description	Solve	P...	SR...	BLC Fact..	BLC Fact..	BLC Fact..	BLC Fact..	BLC Fact..	BLC Fact..	BLC Fact..	BLC Fact..	BLC Fact..	BLC Fact..	BLC Fact..	BLC Fact..
27	1.2D + 1.5...	Yes	Y		1	1.2	39	1.2	77	1.5	29	1	67	1		
28	1.2D + 1.5...	Yes	Y		1	1.2	39	1.2	77	1.5	30	1	68	1		
29	1.2D + 1.5...	Yes	Y		1	1.2	39	1.2	77	1.5	31	1	69	1		
30	1.2D + 1.5...	Yes	Y		1	1.2	39	1.2	77	1.5	32	1	70	1		
31	1.2D + 1.5...	Yes	Y		1	1.2	39	1.2	77	1.5	33	1	71	1		
32	1.2D + 1.5...	Yes	Y		1	1.2	39	1.2	77	1.5	34	1	72	1		
33	1.2D + 1.5...	Yes	Y		1	1.2	39	1.2	77	1.5	35	1	73	1		
34	1.2D + 1.5...	Yes	Y		1	1.2	39	1.2	77	1.5	36	1	74	1		
35	1.2D + 1.5...	Yes	Y		1	1.2	39	1.2	77	1.5	37	1	75	1		
36	1.2D + 1.5...	Yes	Y		1	1.2	39	1.2	77	1.5	38	1	76	1		
37	1.2D + 1.5...	Yes	Y		1	1.2	39	1.2	78	1.5	27	1	65	1		
38	1.2D + 1.5...	Yes	Y		1	1.2	39	1.2	78	1.5	28	1	66	1		
39	1.2D + 1.5...	Yes	Y		1	1.2	39	1.2	78	1.5	29	1	67	1		
40	1.2D + 1.5...	Yes	Y		1	1.2	39	1.2	78	1.5	30	1	68	1		
41	1.2D + 1.5...	Yes	Y		1	1.2	39	1.2	78	1.5	31	1	69	1		
42	1.2D + 1.5...	Yes	Y		1	1.2	39	1.2	78	1.5	32	1	70	1		
43	1.2D + 1.5...	Yes	Y		1	1.2	39	1.2	78	1.5	33	1	71	1		
44	1.2D + 1.5...	Yes	Y		1	1.2	39	1.2	78	1.5	34	1	72	1		
45	1.2D + 1.5...	Yes	Y		1	1.2	39	1.2	78	1.5	35	1	73	1		
46	1.2D + 1.5...	Yes	Y		1	1.2	39	1.2	78	1.5	36	1	74	1		
47	1.2D + 1.5...	Yes	Y		1	1.2	39	1.2	78	1.5	37	1	75	1		
48	1.2D + 1.5...	Yes	Y		1	1.2	39	1.2	78	1.5	38	1	76	1		
49	1.2D + 1.5...	Yes	Y		1	1.2	39	1.2	79	1.5						
50	1.2D + 1.5...	Yes	Y		1	1.2	39	1.2	80	1.5						
51	1.4D	Yes	Y		1	1.4	39	1.4								
52	Seismic M...		Y		1	1	39	1								
53	1.2D + 1.0...		Y		1	1.2	39	1.2	SX		SY	1	SZ	-1		
54	1.2D + 1.0...		Y		1	1.2	39	1.2	SX	.5	SY	1	SZ	-.866		
55	1.2D + 1.0...		Y		1	1.2	39	1.2	SX	.866	SY	1	SZ	-.5		
56	1.2D + 1.0...		Y		1	1.2	39	1.2	SX	1	SY	1	SZ			
57	1.2D + 1.0...		Y		1	1.2	39	1.2	SX	.866	SY	1	SZ	.5		
58	1.2D + 1.0...		Y		1	1.2	39	1.2	SX	.5	SY	1	SZ	.866		
59	1.2D + 1.0...		Y		1	1.2	39	1.2	SX		SY	1	SZ	1		
60	1.2D + 1.0...		Y		1	1.2	39	1.2	SX	-.5	SY	1	SZ	.866		
61	1.2D + 1.0...		Y		1	1.2	39	1.2	SX	-.866	SY	1	SZ	.5		
62	1.2D + 1.0...		Y		1	1.2	39	1.2	SX	-1	SY	1	SZ			
63	1.2D + 1.0...		Y		1	1.2	39	1.2	SX	-.866	SY	1	SZ	-.5		
64	1.2D + 1.0...		Y		1	1.2	39	1.2	SX	-.5	SY	1	SZ	-.866		

Joint Coordinates and Temperatures

	Label	X [ft]	Y [ft]	Z [ft]	Temp [F]	Detach From Diap...
1	N1	6.666667	0	4.166548	0	
2	N2	-6.666667	0	4.166548	0	
3	N5	-2.541667	0	-3.229167	0	
4	N8	6.208333	0	4.166548	0	
5	N9	6.208333	0	4.416548	0	
6	N10	-6.208333	0	4.166548	0	
7	N11	-6.208333	0	4.416548	0	
8	N12	-0.104167	0	4.166548	0	
9	N13	-0.104167	0	4.416548	0	
10	N14	-3.916667	0	4.166548	0	
11	N15	-3.916667	0	4.416548	0	
12	N16	-3.916667	-2.854167	4.416548	0	
13	N17	-3.916667	3.145833	4.416548	0	
14	N18	-6.208333	-1.666667	4.416548	0	



Company :
 Designer :
 Job Number :
 Model Name :

June 28, 2021
 3:10 PM
 Checked By: _____

Joint Coordinates and Temperatures (Continued)

	Label	X [ft]	Y [ft]	Z [ft]	Temp [F]	Detach From Diap...
15	N19	-6.208333	3.583333	4.416548	0	
16	N20	-0.104167	-2.625	4.416548	0	
17	N21	-0.104167	3.395833	4.416548	0	
18	N22	6.208333	-1.645833	4.416548	0	
19	N23	6.208333	3.604167	4.416548	0	
20	N24	-0.	0	-3.229167	0	
21	N27	-0.	0	-7.0625	0	
22	CP	0	0	0	0	
23	N101	2.541667	0	-3.229167	0	
24	N102	-0.166667	0	-3.229167	0	
25	N103A	0.166667	0	-3.229167	0	
26	N104A	-2.541667	0	-3.447917	0	
27	N105	2.541667	0	-3.447917	0	
28	N131	2.458333	0	-3.592254	0	
29	N135	0.58724	0	-6.965523	0	
30	N144	-2.458333	0	-3.592254	0	
31	N148	-0.58724	0	-6.965523	0	
32	N86A	2.667428	0	-3.712975	0	
33	N86B	-2.667428	0	-3.712975	0	
34	N86C	-0.53125	0	-7.0625	0	
35	N87A	0.53125	0	-7.0625	0	
36	N86D	0.738987	0	-7.053134	0	
37	N86E	-0.738987	0	-7.053134	0	
38	N88A	-0.	0	-6.979167	0	
39	N87C	0.234238	0.166667	-6.979167	0	
40	N86G	0.234238	0	-6.979167	0	
41	N87B	-0.234238	0.166667	-6.979167	0	
42	N88C	-0.234238	0	-6.979167	0	
43	N90	-2.399301	0	-3.229167	0	
44	N91	2.399301	0	-3.229167	0	
45	N92	-2.399301	0.166667	-3.229167	0	
46	N93	2.399301	0.166667	-3.229167	0	
47	N106A	0.275003	0	-7.856777	0	
48	N107A	6.94167	0	3.690229	0	
49	N108A	0.525003	0	-7.423764	0	
50	N109A	0.74151	0	-7.548764	0	
51	N110A	6.75417	0	3.365469	0	
52	N111A	6.970676	0	3.240469	0	
53	N112A	3.50417	0	-2.263696	0	
54	N113A	3.720676	0	-2.388696	0	
55	N118A	6.970676	-1.645833	3.240469	0	
56	N119B	6.970676	3.604167	3.240469	0	
57	N120A	3.720676	-2.583333	-2.388696	0	
58	N121A	3.720676	3.4375	-2.388696	0	
59	N122A	0.74151	-1.645833	-7.548764	0	
60	N123A	0.74151	3.604167	-7.548764	0	
61	N124A	-6.94167	0	3.690229	0	
62	N125A	-0.275003	0	-7.856777	0	
63	N126A	-6.69167	0	3.257216	0	
64	N127A	-6.908176	0	3.132216	0	
65	N128A	-0.493753	0	-7.477891	0	
66	N129A	-0.71026	0	-7.602891	0	
67	N130A	-3.681253	0	-1.956979	0	
68	N131B	-3.89776	0	-2.081979	0	
69	N136A	-0.71026	-1.666667	-7.602891	0	
70	N137A	-0.71026	3.583333	-7.602891	0	
71	N138A	-3.89776	-2.6875	-2.081979	0	



Company :
 Designer :
 Job Number :
 Model Name :

June 28, 2021
 3:10 PM
 Checked By: _____

Joint Coordinates and Temperatures (Continued)

	Label	X [ft]	Y [ft]	Z [ft]	Temp [F]	Detach From Diap...
72	N139A	-3.89776	3.333333	-2.081979	0	
73	N140A	-6.908176	-1.645833	3.132216	0	
74	N141A	-6.908176	3.604167	3.132216	0	
75	N86	-1.525707	0	3.815731	0	
76	N87	-2.79654	0	1.614583	0	
77	N88	-6.116304	0	3.53125	0	
78	N89	-4.067374	0	-0.586565	0	
79	N90A	-2.713207	0	1.758921	0	
80	N91A	-2.879874	0	1.470246	0	
81	N92A	-1.71515	0	3.925106	0	
82	N93A	-4.256817	0	-0.47719	0	
83	N94	-4.34015	0	-0.332852	0	
84	N95	-6.32594	0	2.974197	0	
85	N96	-1.881817	0	3.925106	0	
86	N97	-5.7387	0	3.991326	0	
87	N98	-4.549245	0	-0.453573	0	
88	N99	-1.881817	0	4.166548	0	
89	N100	-5.850679	0	3.991326	0	
90	N101A	-6.381929	0	3.071174	0	
91	N102A	-6.477687	0	2.886586	0	
92	N103	-5.7387	0	4.166548	0	
93	N104	-6.044136	0	3.489583	0	
94	N105A	-6.161254	0.166667	3.286728	0	
95	N106	-6.161254	0	3.286728	0	
96	N107	-5.927017	0.166667	3.692439	0	
97	N108	-5.927017	0	3.692439	0	
98	N109	-1.59689	0	3.692439	0	
99	N110	-3.996191	0	-0.463272	0	
100	N111	-1.59689	0.166667	3.692439	0	
101	N112	-3.996191	0.166667	-0.463272	0	
102	N114	4.067374	0	-0.586565	0	
103	N115	2.79654	0	1.614583	0	
104	N116	6.116304	0	3.53125	0	
105	N117	1.525707	0	3.815731	0	
106	N118	2.879874	0	1.470246	0	
107	N119	2.713207	0	1.758921	0	
108	N120	4.256817	0	-0.47719	0	
109	N121	1.71515	0	3.925106	0	
110	N122	1.881817	0	3.925106	0	
111	N123	5.7387	0	3.991326	0	
112	N124	4.34015	0	-0.332852	0	
113	N125	6.32594	0	2.974197	0	
114	N126	1.881817	0	4.166548	0	
115	N127	4.549245	0	-0.453573	0	
116	N128	6.381929	0	3.071174	0	
117	N129	5.850679	0	3.991326	0	
118	N130	5.7387	0	4.166548	0	
119	N131A	6.477687	0	2.886586	0	
120	N132	6.044136	0	3.489583	0	
121	N133	5.927017	0.166667	3.692439	0	
122	N134	5.927017	0	3.692439	0	
123	N135A	6.161254	0.166667	3.286728	0	
124	N136	6.161254	0	3.286728	0	
125	N137	3.996191	0	-0.463272	0	
126	N138	1.59689	0	3.692439	0	
127	N139	3.996191	0.166667	-0.463272	0	
128	N140	1.59689	0.166667	3.692439	0	



Company :
 Designer :
 Job Number :
 Model Name :

June 28, 2021
 3:10 PM
 Checked By: _____

Joint Coordinates and Temperatures (Continued)

	Label	X [ft]	Y [ft]	Z [ft]	Temp [F]	Detach From Diap...
129	N140B	-0.	0	-1.895833	0	
130	N141	-1.64184	0	0.947917	0	
131	N142	1.64184	0	0.947917	0	
132	N140C	-0.	0	-2.479167	0	
133	N141B	.25	0	-2.479167	0	
134	N143	.25	2.5	-2.479167	0	
135	N145	.25	-2.5	-2.479167	0	
136	N144A	-1.650003	0	-5.475207	0	
137	N145A	-1.86651	0	-5.600207	0	
138	N146	-1.86651	-2.854167	-5.600207	0	
139	N147	-1.86651	3.145833	-5.600207	0	
140	N148A	5.56667	0	1.308659	0	
141	N149	5.783176	0	1.183659	0	
142	N150	5.783176	-2.854167	1.183659	0	
143	N151	5.783176	3.145833	1.183659	0	
144	N144B	6.666667	2.75	4.166548	0	
145	N145B	-6.666667	2.75	4.166548	0	
146	N146A	6.208333	2.75	4.166548	0	
147	N147A	6.208333	2.75	4.416548	0	
148	N148B	-6.208333	2.75	4.166548	0	
149	N149A	-6.208333	2.75	4.416548	0	
150	N150A	-0.104167	2.75	4.166548	0	
151	N151A	-0.104167	2.75	4.416548	0	
152	N152	-3.916667	2.75	4.166548	0	
153	N153	-3.916667	2.75	4.416548	0	
154	N154	0.275003	2.75	-7.856777	0	
155	N155	6.94167	2.75	3.690229	0	
156	N156	0.525003	2.75	-7.423764	0	
157	N157	0.74151	2.75	-7.548764	0	
158	N158	6.75417	2.75	3.365469	0	
159	N159	6.970676	2.75	3.240469	0	
160	N160	3.50417	2.75	-2.263696	0	
161	N161	3.720676	2.75	-2.388696	0	
162	N162	-6.94167	2.75	3.690229	0	
163	N163	-0.275003	2.75	-7.856777	0	
164	N164	-6.69167	2.75	3.257216	0	
165	N165	-6.908176	2.75	3.132216	0	
166	N166	-0.493753	2.75	-7.477891	0	
167	N167	-0.71026	2.75	-7.602891	0	
168	N168	-3.681253	2.75	-1.956979	0	
169	N169	-3.89776	2.75	-2.081979	0	
170	N170	-1.650003	2.75	-5.475207	0	
171	N171	-1.86651	2.75	-5.600207	0	
172	N172	5.56667	2.75	1.308659	0	
173	N173	5.783176	2.75	1.183659	0	
174	N174	-4.666667	2.75	4.166548	0	
175	N175	4.666667	2.75	4.166548	0	
176	N176	4.666667	2.75	3.937382	0	
177	N178	-4.666667	2.75	3.937382	0	
178	N179	5.94167	2.75	1.958178	0	
179	N180	1.275003	2.75	-6.124726	0	
180	N181	1.076539	2.75	-6.010143	0	
181	N182	5.743206	2.75	2.072761	0	
182	N184	-1.275003	2.75	-6.124726	0	
183	N185	-5.94167	2.75	1.958178	0	
184	N186	-5.743206	2.75	2.072761	0	
185	N187	-1.076539	2.75	-6.010143	0	



Company :
 Designer :
 Job Number :
 Model Name :

June 28, 2021
 3:10 PM
 Checked By: _____

Hot Rolled Steel Section Sets

	Label	Shape	Type	Design L...	Material	Design ...	A [in ²]	Iyy [in ⁴]	Izz [in ⁴]	J [in ⁴]
1	Face Horizontal	PIPE 3.0	Beam	Pipe	A53 Gr.B	Typical	2.07	2.85	2.85	5.69
2	Mod Face Horizontal	PIPE 2.5	Beam	Pipe	A53 Gr.B	Typical	1.61	1.45	1.45	2.89
3	Standoff Horizontal	HSS4X4X4	Beam	SquareT...	A500 Gr.B Rect	Typical	3.37	7.8	7.8	12.8
4	Corner Plate	PL1/2x6	Beam	BAR	A36 Gr.36	Typical	3	.063	9	.237
5	Platform Crossmember	HSS4X4X4	Beam	SquareT...	A500 Gr.B Rect	Typical	3.37	7.8	7.8	12.8
6	Grating Support	L2x2x3	Beam	Single A...	A36 Gr.36	Typical	.722	.271	.271	.009
7	Mod Support Rail Corner	L3X3X4	Beam	Single A...	A36 Gr.36	Typical	1.44	1.23	1.23	.031
8	Mount Pipe	PIPE 2.0	Column	Pipe	A53 Gr.B	Typical	1.02	.627	.627	1.25
9	Cross Arm Plate	PL3/8x6	Column	RECT	A36 Gr.36	Typical	2.25	.026	6.75	.101

Hot Rolled Steel Design Parameters

	Label	Shape	Length[ft]	Lbyy[ft]	Lbzz[ft]	Lcomp top[ft]	Lcomp bot[ft]	L-torqu...	Kyy	Kzz	Cb	Function
1	M1	Face Horizo...	13.333			Lbyy						Lateral
2	M10	Platform Cr...	2.375			Lbyy						Lateral
3	MP3A	Mount Pipe	6			Lbyy						Lateral
4	MP4A	Mount Pipe	5.25			Lbyy						Lateral
5	MP2A	Mount Pipe	6.021			Lbyy						Lateral
6	MP1A	Mount Pipe	5.25			Lbyy						Lateral
7	M43	Platform Cr...	2.375			Lbyy						Lateral
8	M46	Corner Plate	1.063			Lbyy						Lateral
9	M51B	Grating Sup...	4.33			Lbyy						Lateral
10	M52B	Grating Sup...	4.33			Lbyy						Lateral
11	M76	Cross Arm219									Lateral
12	M77	Cross Arm167									Lateral
13	M80	Corner Plate	.112			Lbyy						Lateral
14	M84	Cross Arm219									Lateral
15	M85	Cross Arm167									Lateral
16	M91	Corner Plate	.112			Lbyy						Lateral
17	M90A	Face Horizo...	13.333			Lbyy						Lateral
18	MP4C	Mount Pipe	5.25			Lbyy						Lateral
19	MP2C	Mount Pipe	6.021			Lbyy						Lateral
20	MP1C	Mount Pipe	5.25			Lbyy						Lateral
21	M107A	Face Horizo...	13.333			Lbyy						Lateral
22	MP4B	Mount Pipe	5.25			Lbyy						Lateral
23	MP2B	Mount Pipe	6.021			Lbyy						Lateral
24	MP1B	Mount Pipe	5.25			Lbyy						Lateral
25	M77A	Platform Cr...	2.375			Lbyy						Lateral
26	M78A	Corner Plate	1.063			Lbyy						Lateral
27	M79B	Grating Sup...	4.33			Lbyy						Lateral
28	M80A	Grating Sup...	4.33			Lbyy						Lateral
29	M84A	Cross Arm219									Lateral
30	M85A	Cross Arm167									Lateral
31	M87	Corner Plate	.112			Lbyy						Lateral
32	M89	Cross Arm219									Lateral
33	M90	Cross Arm167									Lateral
34	M92A	Corner Plate	.112			Lbyy						Lateral
35	M100B	Platform Cr...	2.375			Lbyy						Lateral
36	M101B	Corner Plate	1.063			Lbyy						Lateral
37	M102B	Grating Sup...	4.33			Lbyy						Lateral
38	M103B	Grating Sup...	4.33			Lbyy						Lateral
39	M107B	Cross Arm219									Lateral
40	M108A	Cross Arm167									Lateral
41	M110A	Corner Plate	.112			Lbyy						Lateral
42	M112A	Cross Arm219									Lateral

Hot Rolled Steel Design Parameters (Continued)

	Label	Shape	Length[ft]	Lbyy[ft]	Lbzz[ft]	Lcomp top[ft]	Lcomp bot[ft]	L-torqu...	Kyy	Kzz	Cb	Function
43	M113A	Cross Arm167									Lateral
44	M115A	Corner Plate	.112			Lbyy						Lateral
45	M122A	Platform Cr...	2.375			Lbyy						Lateral
46	M123A	Platform Cr...	2.375			Lbyy						Lateral
47	M124	Standoff Ho...	5.167			Lbyy						Lateral
48	M125	Standoff Ho...	5.167			Lbyy						Lateral
49	M126	Standoff Ho...	5.167			Lbyy						Lateral
50	M103	Mount Pipe	5			Lbyy						Lateral
51	MP3B	Mount Pipe	6			Lbyy						Lateral
52	MP3C	Mount Pipe	6			Lbyy						Lateral
53	M107	Mount Pipe	6			Lbyy						Lateral
54	M104A	Mod Face H...	13.333			Lbyy						Lateral
55	M109B	Mod Face H...	13.333			Lbyy						Lateral
56	M113	Mod Face H...	13.333			Lbyy						Lateral
57	M126A	Mod Suppor...	2.153			Lbyy						Lateral
58	M127	Mod Suppor...	2.153			Lbyy						Lateral
59	M128	Mod Suppor...	2.153			Lbyy						Lateral

Member Primary Data

	Label	I Joint	J Joint	K Joint	Rotate(deg)	Section/Shape	Type	Design List	Material	Design Rules
1	M1	N2	N1			Face Horizontal	Beam	Pipe	A53 Gr.B	Typical
2	M10	N101	N103A			Platform Cross...	Beam	SquareTube	A500 Gr.B...	Typical
3	M19	N8	N9			RIGID	None	None	RIGID	Typical
4	M20	N10	N11			RIGID	None	None	RIGID	Typical
5	M21	N12	N13			RIGID	None	None	RIGID	Typical
6	M22	N14	N15			RIGID	None	None	RIGID	Typical
7	MP3A	N17	N16			Mount Pipe	Column	Pipe	A53 Gr.B	Typical
8	MP4A	N19	N18			Mount Pipe	Column	Pipe	A53 Gr.B	Typical
9	MP2A	N21	N20			Mount Pipe	Column	Pipe	A53 Gr.B	Typical
10	MP1A	N23	N22			Mount Pipe	Column	Pipe	A53 Gr.B	Typical
11	M43	N102	N5			Platform Cross...	Beam	SquareTube	A500 Gr.B...	Typical
12	M46	N86C	N87A			Corner Plate	Beam	BAR	A36 Gr.36	Typical
13	M51B	N87C	N93			Grating Support	Beam	Single Angle	A36 Gr.36	Typical
14	M52B	N92	N87B			Grating Support	Beam	Single Angle	A36 Gr.36	Typical
15	M52	N87B	N88C			RIGID	None	None	RIGID	Typical
16	M58	N102	N24			RIGID	None	None	RIGID	Typical
17	M59	N24	N103A			RIGID	None	None	RIGID	Typical
18	M76	N101	N105			Cross Arm Plate	Column	RECT	A36 Gr.36	Typical
19	M77	N105	N131			Cross Arm Plate	Column	RECT	A36 Gr.36	Typical
20	M79	N131	N86A			RIGID	None	None	RIGID	Typical
21	M80	N87A	N135			Corner Plate	Beam	BAR	A36 Gr.36	Typical
22	M83	N135	N86D			RIGID	None	None	RIGID	Typical
23	M84	N5	N104A			Cross Arm Plate	Column	RECT	A36 Gr.36	Typical
24	M85	N104A	N144			Cross Arm Plate	Column	RECT	A36 Gr.36	Typical
25	M88	N144	N86B			RIGID	None	None	RIGID	Typical
26	M91	N86C	N148			Corner Plate	Beam	BAR	A36 Gr.36	Typical
27	M92	N148	N86E			RIGID	None	None	RIGID	Typical
28	M50	N88C	N88A			RIGID	None	None	RIGID	Typical
29	M51	N88A	N86G			RIGID	None	None	RIGID	Typical
30	M51A	N87C	N86G			RIGID	None	None	RIGID	Typical
31	M78	N92	N90			RIGID	None	None	RIGID	Typical
32	M79A	N93	N91			RIGID	None	None	RIGID	Typical
33	M90A	N106A	N107A			Face Horizontal	Beam	Pipe	A53 Gr.B	Typical
34	M91B	N108A	N109A			RIGID	None	None	RIGID	Typical
35	M92B	N110A	N111A			RIGID	None	None	RIGID	Typical



Company :
 Designer :
 Job Number :
 Model Name :

June 28, 2021
 3:10 PM
 Checked By: _____

Member Primary Data (Continued)

	Label	I Joint	J Joint	K Joint	Rotate(deg)	Section/Shape	Type	Design List	Material	Design Rules
36	M93A	N112A	N113A			RIGID	None	None	RIGID	Typical
37	MP4C	N119B	N118A			Mount Pipe	Column	Pipe	A53 Gr.B	Typical
38	MP2C	N121A	N120A			Mount Pipe	Column	Pipe	A53 Gr.B	Typical
39	MP1C	N123A	N122A			Mount Pipe	Column	Pipe	A53 Gr.B	Typical
40	M107A	N124A	N125A			Face Horizontal	Beam	Pipe	A53 Gr.B	Typical
41	M108	N126A	N127A			RIGID	None	None	RIGID	Typical
42	M109	N128A	N129A			RIGID	None	None	RIGID	Typical
43	M110	N130A	N131B			RIGID	None	None	RIGID	Typical
44	MP4B	N137A	N136A			Mount Pipe	Column	Pipe	A53 Gr.B	Typical
45	MP2B	N139A	N138A			Mount Pipe	Column	Pipe	A53 Gr.B	Typical
46	MP1B	N141A	N140A			Mount Pipe	Column	Pipe	A53 Gr.B	Typical
47	M77A	N90A	N86			Platform Cross...	Beam	SquareTube	A500 Gr.B...	Typical
48	M78A	N100	N101A			Corner Plate	Beam	BAR	A36 Gr.36	Typical
49	M79B	N105A	N112			Grating Support	Beam	Single Angle	A36 Gr.36	Typical
50	M80A	N111	N107			Grating Support	Beam	Single Angle	A36 Gr.36	Typical
51	M81	N107	N108			RIGID	None	None	RIGID	Typical
52	M82	N90A	N87			RIGID	None	None	RIGID	Typical
53	M83A	N87	N91A			RIGID	None	None	RIGID	Typical
54	M84A	N89	N93A			Cross Arm Plate	Column	RECT	A36 Gr.36	Typical
55	M85A	N93A	N94			Cross Arm Plate	Column	RECT	A36 Gr.36	Typical
56	M86	N94	N98			RIGID	None	None	RIGID	Typical
57	M87	N101A	N95			Corner Plate	Beam	BAR	A36 Gr.36	Typical
58	M88A	N95	N102A			RIGID	None	None	RIGID	Typical
59	M89	N86	N92A			Cross Arm Plate	Column	RECT	A36 Gr.36	Typical
60	M90	N92A	N96			Cross Arm Plate	Column	RECT	A36 Gr.36	Typical
61	M91A	N96	N99			RIGID	None	None	RIGID	Typical
62	M92A	N100	N97			Corner Plate	Beam	BAR	A36 Gr.36	Typical
63	M93	N97	N103			RIGID	None	None	RIGID	Typical
64	M94	N108	N104			RIGID	None	None	RIGID	Typical
65	M95	N104	N106			RIGID	None	None	RIGID	Typical
66	M96	N105A	N106			RIGID	None	None	RIGID	Typical
67	M97	N111	N109			RIGID	None	None	RIGID	Typical
68	M98	N112	N110			RIGID	None	None	RIGID	Typical
69	M100B	N118	N114			Platform Cross...	Beam	SquareTube	A500 Gr.B...	Typical
70	M101B	N128	N129			Corner Plate	Beam	BAR	A36 Gr.36	Typical
71	M102B	N133	N140			Grating Support	Beam	Single Angle	A36 Gr.36	Typical
72	M103B	N139	N135A			Grating Support	Beam	Single Angle	A36 Gr.36	Typical
73	M104B	N135A	N136			RIGID	None	None	RIGID	Typical
74	M105B	N118	N115			RIGID	None	None	RIGID	Typical
75	M106B	N115	N119			RIGID	None	None	RIGID	Typical
76	M107B	N117	N121			Cross Arm Plate	Column	RECT	A36 Gr.36	Typical
77	M108A	N121	N122			Cross Arm Plate	Column	RECT	A36 Gr.36	Typical
78	M109A	N122	N126			RIGID	None	None	RIGID	Typical
79	M110A	N129	N123			Corner Plate	Beam	BAR	A36 Gr.36	Typical
80	M111A	N123	N130			RIGID	None	None	RIGID	Typical
81	M112A	N114	N120			Cross Arm Plate	Column	RECT	A36 Gr.36	Typical
82	M113A	N120	N124			Cross Arm Plate	Column	RECT	A36 Gr.36	Typical
83	M114A	N124	N127			RIGID	None	None	RIGID	Typical
84	M115A	N128	N125			Corner Plate	Beam	BAR	A36 Gr.36	Typical
85	M116A	N125	N131A			RIGID	None	None	RIGID	Typical
86	M117A	N136	N132			RIGID	None	None	RIGID	Typical
87	M118A	N132	N134			RIGID	None	None	RIGID	Typical
88	M119A	N133	N134			RIGID	None	None	RIGID	Typical
89	M120A	N139	N137			RIGID	None	None	RIGID	Typical
90	M121A	N140	N138			RIGID	None	None	RIGID	Typical
91	M122A	N89	N91A			Platform Cross...	Beam	SquareTube	A500 Gr.B...	Typical
92	M123A	N117	N119			Platform Cross...	Beam	SquareTube	A500 Gr.B...	Typical

Member Primary Data (Continued)

	Label	I Joint	J Joint	K Joint	Rotate(deg)	Section/Shape	Type	Design List	Material	Design Rules
93	M124	N140B	N27			Standoff Horiz...	Beam	SquareTube	A500 Gr.B...	Typical
94	M125	N141	N88			Standoff Horiz...	Beam	SquareTube	A500 Gr.B...	Typical
95	M126	N142	N116			Standoff Horiz...	Beam	SquareTube	A500 Gr.B...	Typical
96	M100	N140C	N141B			RIGID	None	None	RIGID	Typical
97	M103	N143	N145			Mount Pipe	Column	Pipe	A53 Gr.B	Typical
98	M102	N144A	N145A			RIGID	None	None	RIGID	Typical
99	MP3B	N147	N146			Mount Pipe	Column	Pipe	A53 Gr.B	Typical
100	M104	N148A	N149			RIGID	None	None	RIGID	Typical
101	MP3C	N151	N150			Mount Pipe	Column	Pipe	A53 Gr.B	Typical
102	M106	N14	N15			RIGID	None	None	RIGID	Typical
103	M107	N17	N16			Mount Pipe	Column	Pipe	A53 Gr.B	Typical
104	M104A	N145B	N144B			Mod Face Hori...	Beam	Pipe	A53 Gr.B	Typical
105	M105	N146A	N147A			RIGID	None	None	RIGID	Typical
106	M106A	N148B	N149A			RIGID	None	None	RIGID	Typical
107	M107C	N150A	N151A			RIGID	None	None	RIGID	Typical
108	M108B	N152	N153			RIGID	None	None	RIGID	Typical
109	M109B	N154	N155			Mod Face Hori...	Beam	Pipe	A53 Gr.B	Typical
110	M110B	N156	N157			RIGID	None	None	RIGID	Typical
111	M111	N158	N159			RIGID	None	None	RIGID	Typical
112	M112	N160	N161			RIGID	None	None	RIGID	Typical
113	M113	N162	N163			Mod Face Hori...	Beam	Pipe	A53 Gr.B	Typical
114	M114	N164	N165			RIGID	None	None	RIGID	Typical
115	M115	N166	N167			RIGID	None	None	RIGID	Typical
116	M116	N168	N169			RIGID	None	None	RIGID	Typical
117	M117	N170	N171			RIGID	None	None	RIGID	Typical
118	M118	N172	N173			RIGID	None	None	RIGID	Typical
119	M119	N152	N153			RIGID	None	None	RIGID	Typical
120	M120	N175	N176			RIGID	None	None	RIGID	Typical
121	M121	N174	N178			RIGID	None	None	RIGID	Typical
122	M122	N180	N181			RIGID	None	None	RIGID	Typical
123	M123	N179	N182			RIGID	None	None	RIGID	Typical
124	M124A	N185	N186			RIGID	None	None	RIGID	Typical
125	M125A	N184	N187			RIGID	None	None	RIGID	Typical
126	M126A	N178	N186		90	Mod Support ...	Beam	Single Angle	A36 Gr.36	Typical
127	M127	N182	N176		90	Mod Support ...	Beam	Single Angle	A36 Gr.36	Typical
128	M128	N187	N181		90	Mod Support ...	Beam	Single Angle	A36 Gr.36	Typical

Member Advanced Data

	Label	I Release	J Release	I Offset[in]	J Offset[in]	T/C Only	Physical	Defl Rat..	Analysis ...	Inactive	Seismic...
1	M1						Yes	Default			None
2	M10						Yes	Default			None
3	M19						Yes	** NA **			None
4	M20						Yes	** NA **			None
5	M21						Yes	** NA **			None
6	M22						Yes	** NA **			None
7	MP3A						Yes	** NA **			None
8	MP4A						Yes	** NA **			None
9	MP2A						Yes	** NA **			None
10	MP1A						Yes	** NA **			None
11	M43						Yes	Default			None
12	M46						Yes	Default			None
13	M51B	OOOOOX	OOOOOX				Yes	Default			None
14	M52B	OOOOOX	OOOOOX				Yes	Default			None
15	M52						Yes	** NA **			None
16	M58						Yes	** NA **			None



Company :
 Designer :
 Job Number :
 Model Name :

June 28, 2021
 3:10 PM
 Checked By: _____

Member Advanced Data (Continued)

	Label	I Release	J Release	I Offset[in]	J Offset[in]	T/C Only	Physical	Defl Rat..	Analysis ...	Inactive	Seismic..
17	M59						Yes	** NA **			None
18	M76						Yes	** NA **			None
19	M77						Yes	** NA **			None
20	M79		BenPIN				Yes	** NA **			None
21	M80						Yes				None
22	M83		BenPIN				Yes	** NA **			None
23	M84						Yes	** NA **			None
24	M85						Yes	** NA **			None
25	M88		BenPIN				Yes	** NA **			None
26	M91						Yes				None
27	M92		BenPIN				Yes	** NA **			None
28	M50						Yes	** NA **			None
29	M51						Yes	** NA **			None
30	M51A						Yes	** NA **			None
31	M78						Yes	** NA **			None
32	M79A						Yes	** NA **			None
33	M90A						Yes	Default			None
34	M91B						Yes	** NA **			None
35	M92B						Yes	** NA **			None
36	M93A						Yes	** NA **			None
37	MP4C						Yes	** NA **			None
38	MP2C						Yes	** NA **			None
39	MP1C						Yes	** NA **			None
40	M107A						Yes	Default			None
41	M108						Yes	** NA **			None
42	M109						Yes	** NA **			None
43	M110						Yes	** NA **			None
44	MP4B						Yes	** NA **			None
45	MP2B						Yes	** NA **			None
46	MP1B						Yes	** NA **			None
47	M77A						Yes	Default			None
48	M78A						Yes	Default			None
49	M79B	OOOOOX	OOOOOX				Yes	Default			None
50	M80A	OOOOOX	OOOOOX				Yes	Default			None
51	M81						Yes	** NA **			None
52	M82						Yes	** NA **			None
53	M83A						Yes	** NA **			None
54	M84A						Yes	** NA **			None
55	M85A						Yes	** NA **			None
56	M86		BenPIN				Yes	** NA **			None
57	M87						Yes				None
58	M88A		BenPIN				Yes	** NA **			None
59	M89						Yes	** NA **			None
60	M90						Yes	** NA **			None
61	M91A		BenPIN				Yes	** NA **			None
62	M92A						Yes				None
63	M93		BenPIN				Yes	** NA **			None
64	M94						Yes	** NA **			None
65	M95						Yes	** NA **			None
66	M96						Yes	** NA **			None
67	M97						Yes	** NA **			None
68	M98						Yes	** NA **			None
69	M100B						Yes	Default			None
70	M101B						Yes	Default			None
71	M102B	OOOOOX	OOOOOX				Yes	Default			None
72	M103B	OOOOOX	OOOOOX				Yes	Default			None
73	M104B						Yes	** NA **			None

Member Advanced Data (Continued)

	Label	I Release	J Release	I Offset[in]	J Offset[in]	T/C Only	Physical	Defl Rat..	Analysis ...	Inactive	Seismic..
74	M105B						Yes	** NA **			None
75	M106B						Yes	** NA **			None
76	M107B						Yes	** NA **			None
77	M108A						Yes	** NA **			None
78	M109A		BenPIN				Yes	** NA **			None
79	M110A						Yes				None
80	M111A		BenPIN				Yes	** NA **			None
81	M112A						Yes	** NA **			None
82	M113A						Yes	** NA **			None
83	M114A		BenPIN				Yes	** NA **			None
84	M115A						Yes				None
85	M116A		BenPIN				Yes	** NA **			None
86	M117A						Yes	** NA **			None
87	M118A						Yes	** NA **			None
88	M119A						Yes	** NA **			None
89	M120A						Yes	** NA **			None
90	M121A						Yes	** NA **			None
91	M122A						Yes	Default			None
92	M123A						Yes	Default			None
93	M124						Yes				None
94	M125						Yes				None
95	M126						Yes				None
96	M100						Yes	** NA **			None
97	M103						Yes	** NA **			None
98	M102						Yes	** NA **			None
99	MP3B						Yes	** NA **			None
100	M104						Yes	** NA **			None
101	MP3C						Yes	** NA **			None
102	M106						Yes	** NA **			None
103	M107						Yes	** NA **			None
104	M104A						Yes	Default			None
105	M105						Yes	** NA **			None
106	M106A						Yes	** NA **			None
107	M107C						Yes	** NA **			None
108	M108B						Yes	** NA **			None
109	M109B						Yes	Default			None
110	M110B						Yes	** NA **			None
111	M111						Yes	** NA **			None
112	M112						Yes	** NA **			None
113	M113						Yes	Default			None
114	M114						Yes	** NA **			None
115	M115						Yes	** NA **			None
116	M116						Yes	** NA **			None
117	M117						Yes	** NA **			None
118	M118						Yes	** NA **			None
119	M119						Yes	** NA **			None
120	M120	OOOOOX					Yes	** NA **			None
121	M121	OOOOOX					Yes	** NA **			None
122	M122	OOOOOX					Yes	** NA **			None
123	M123	OOOOOX					Yes	** NA **			None
124	M124A	OOOOOX					Yes	** NA **			None
125	M125A	OOOOOX					Yes	** NA **			None
126	M126A						Yes				None
127	M127						Yes				None
128	M128						Yes				None

Member Point Loads (BLC 1 : Antenna D)

	Member Label	Direction	Magnitude[lb.k-ft]	Location[ft,%]
1	MP3A	Y	-43.55	2.15
2	MP3A	My	-.002	2.15
3	MP3A	Mz	0	2.15
4	MP3A	Y	-43.55	4.15
5	MP3A	My	-.002	4.15
6	MP3A	Mz	0	4.15
7	MP3B	Y	-43.55	2.15
8	MP3B	My	.001	2.15
9	MP3B	Mz	-.001	2.15
10	MP3B	Y	-43.55	4.15
11	MP3B	My	.001	4.15
12	MP3B	Mz	-.001	4.15
13	MP3C	Y	-43.55	2.15
14	MP3C	My	.000621	2.15
15	MP3C	Mz	.002	2.15
16	MP3C	Y	-43.55	4.15
17	MP3C	My	.000621	4.15
18	MP3C	Mz	.002	4.15
19	MP2A	Y	-10.4	1
20	MP2A	My	.005	1
21	MP2A	Mz	0	1
22	MP2B	Y	-10.4	1
23	MP2B	My	-.004	1
24	MP2B	Mz	.003	1
25	MP2C	Y	-10.4	1
26	MP2C	My	-.002	1
27	MP2C	Mz	-.005	1
28	MP2A	Y	-84.4	2.5
29	MP2A	My	.042	2.5
30	MP2A	Mz	0	2.5
31	MP2B	Y	-84.4	2.5
32	MP2B	My	-.032	2.5
33	MP2B	Mz	.027	2.5
34	MP2C	Y	-84.4	2.5
35	MP2C	My	-.014	2.5
36	MP2C	Mz	-.04	2.5
37	MP3A	Y	-70.3	2.5
38	MP3A	My	.035	2.5
39	MP3A	Mz	0	2.5
40	MP3B	Y	-70.3	2.5
41	MP3B	My	-.027	2.5
42	MP3B	Mz	.023	2.5
43	MP3C	Y	-70.3	2.5
44	MP3C	My	-.012	2.5
45	MP3C	Mz	-.033	2.5
46	MP2A	Y	-31.65	1.4
47	MP2A	My	-.036	1.4
48	MP2A	Mz	.024	1.4
49	MP2A	Y	-31.65	4.9
50	MP2A	My	-.036	4.9
51	MP2A	Mz	.024	4.9
52	MP2B	Y	-31.65	1.4
53	MP2B	My	.012	1.4
54	MP2B	Mz	-.041	1.4
55	MP2B	Y	-31.65	4.9
56	MP2B	My	.012	4.9

Member Point Loads (BLC 1 : Antenna D) (Continued)

	Member Label	Direction	Magnitude[lb.k-ft]	Location[ft. %]
57	MP2B	Mz	-.041	4.9
58	MP2C	Y	-31.65	1.4
59	MP2C	My	.034	1.4
60	MP2C	Mz	.025	1.4
61	MP2C	Y	-31.65	4.9
62	MP2C	My	.034	4.9
63	MP2C	Mz	.025	4.9
64	MP2A	Y	-31.65	1.4
65	MP2A	My	-.036	1.4
66	MP2A	Mz	-.024	1.4
67	MP2A	Y	-31.65	4.9
68	MP2A	My	-.036	4.9
69	MP2A	Mz	-.024	4.9
70	MP2B	Y	-31.65	1.4
71	MP2B	My	.043	1.4
72	MP2B	Mz	-.005	1.4
73	MP2B	Y	-31.65	4.9
74	MP2B	My	.043	4.9
75	MP2B	Mz	-.005	4.9
76	MP2C	Y	-31.65	1.4
77	MP2C	My	-.01	1.4
78	MP2C	Mz	.042	1.4
79	MP2C	Y	-31.65	4.9
80	MP2C	My	-.01	4.9
81	MP2C	Mz	.042	4.9
82	MP1C	Y	-13.5	.25
83	MP1C	My	.006	.25
84	MP1C	Mz	.016	.25
85	MP1C	Y	-13.5	5.08
86	MP1C	My	.006	5.08
87	MP1C	Mz	.016	5.08
88	MP4C	Y	-13.5	.25
89	MP4C	My	.006	.25
90	MP4C	Mz	.016	.25
91	MP4C	Y	-13.5	5.08
92	MP4C	My	.006	5.08
93	MP4C	Mz	.016	5.08
94	MP1A	Y	-10.5	.25
95	MP1A	My	-.014	.25
96	MP1A	Mz	0	.25
97	MP1A	Y	-10.5	5.08
98	MP1A	My	-.014	5.08
99	MP1A	Mz	0	5.08
100	MP1B	Y	-10.5	.25
101	MP1B	My	.01	.25
102	MP1B	Mz	-.009	.25
103	MP1B	Y	-10.5	5.08
104	MP1B	My	.01	5.08
105	MP1B	Mz	-.009	5.08
106	MP4A	Y	-10.5	.25
107	MP4A	My	-.014	.25
108	MP4A	Mz	0	.25
109	MP4A	Y	-10.5	5.08
110	MP4A	My	-.014	5.08
111	MP4A	Mz	0	5.08
112	MP4B	Y	-10.5	.25
113	MP4B	My	.01	.25



Company :
 Designer :
 Job Number :
 Model Name :

June 28, 2021
 3:10 PM
 Checked By: _____

Member Point Loads (BLC 1 : Antenna D) (Continued)

	Member Label	Direction	Magnitude[lb.k-ft]	Location[ft,%]
114	MP4B	Mz	-.009	.25
115	MP4B	Y	-10.5	5.08
116	MP4B	My	.01	5.08
117	MP4B	Mz	-.009	5.08
118	M103	Y	-32	1
119	M103	My	0	1
120	M103	Mz	0	1

Member Point Loads (BLC 2 : Antenna Di)

	Member Label	Direction	Magnitude[lb.k-ft]	Location[ft,%]
1	MP3A	Y	-35.371	2.15
2	MP3A	My	-.001	2.15
3	MP3A	Mz	0	2.15
4	MP3A	Y	-35.371	4.15
5	MP3A	My	-.001	4.15
6	MP3A	Mz	0	4.15
7	MP3B	Y	-35.371	2.15
8	MP3B	My	.001	2.15
9	MP3B	Mz	-.000947	2.15
10	MP3B	Y	-35.371	4.15
11	MP3B	My	.001	4.15
12	MP3B	Mz	-.000947	4.15
13	MP3C	Y	-35.371	2.15
14	MP3C	My	.000504	2.15
15	MP3C	Mz	.001	2.15
16	MP3C	Y	-35.371	4.15
17	MP3C	My	.000504	4.15
18	MP3C	Mz	.001	4.15
19	MP2A	Y	-10.658	1
20	MP2A	My	.005	1
21	MP2A	Mz	0	1
22	MP2B	Y	-10.658	1
23	MP2B	My	-.004	1
24	MP2B	Mz	.003	1
25	MP2C	Y	-10.658	1
26	MP2C	My	-.002	1
27	MP2C	Mz	-.005	1
28	MP2A	Y	-44.59	2.5
29	MP2A	My	.022	2.5
30	MP2A	Mz	0	2.5
31	MP2B	Y	-44.59	2.5
32	MP2B	My	-.017	2.5
33	MP2B	Mz	.014	2.5
34	MP2C	Y	-44.59	2.5
35	MP2C	My	-.008	2.5
36	MP2C	Mz	-.021	2.5
37	MP3A	Y	-40.098	2.5
38	MP3A	My	.02	2.5
39	MP3A	Mz	0	2.5
40	MP3B	Y	-40.098	2.5
41	MP3B	My	-.015	2.5
42	MP3B	Mz	.013	2.5
43	MP3C	Y	-40.098	2.5
44	MP3C	My	-.007	2.5
45	MP3C	Mz	-.019	2.5
46	MP2A	Y	-69.48	1.4



Company :
 Designer :
 Job Number :
 Model Name :

June 28, 2021
 3:10 PM
 Checked By: _____

Member Point Loads (BLC 2 : Antenna Di) (Continued)

	Member Label	Direction	Magnitude[lb.k-ft]	Location[ft.%]
47	MP2A	My	-.078	1.4
48	MP2A	Mz	.052	1.4
49	MP2A	Y	-69.48	4.9
50	MP2A	My	-.078	4.9
51	MP2A	Mz	.052	4.9
52	MP2B	Y	-69.48	1.4
53	MP2B	My	.026	1.4
54	MP2B	Mz	-.09	1.4
55	MP2B	Y	-69.48	4.9
56	MP2B	My	.026	4.9
57	MP2B	Mz	-.09	4.9
58	MP2C	Y	-69.48	1.4
59	MP2C	My	.076	1.4
60	MP2C	Mz	.056	1.4
61	MP2C	Y	-69.48	4.9
62	MP2C	My	.076	4.9
63	MP2C	Mz	.056	4.9
64	MP2A	Y	-69.48	1.4
65	MP2A	My	-.078	1.4
66	MP2A	Mz	-.052	1.4
67	MP2A	Y	-69.48	4.9
68	MP2A	My	-.078	4.9
69	MP2A	Mz	-.052	4.9
70	MP2B	Y	-69.48	1.4
71	MP2B	My	.093	1.4
72	MP2B	Mz	-.01	1.4
73	MP2B	Y	-69.48	4.9
74	MP2B	My	.093	4.9
75	MP2B	Mz	-.01	4.9
76	MP2C	Y	-69.48	1.4
77	MP2C	My	-.022	1.4
78	MP2C	Mz	.091	1.4
79	MP2C	Y	-69.48	4.9
80	MP2C	My	-.022	4.9
81	MP2C	Mz	.091	4.9
82	MP1C	Y	-88.088	.25
83	MP1C	My	.039	.25
84	MP1C	Mz	.107	.25
85	MP1C	Y	-88.088	5.08
86	MP1C	My	.039	5.08
87	MP1C	Mz	.107	5.08
88	MP4C	Y	-88.088	.25
89	MP4C	My	.039	.25
90	MP4C	Mz	.107	.25
91	MP4C	Y	-88.088	5.08
92	MP4C	My	.039	5.08
93	MP4C	Mz	.107	5.08
94	MP1A	Y	-58.082	.25
95	MP1A	My	-.075	.25
96	MP1A	Mz	0	.25
97	MP1A	Y	-58.082	5.08
98	MP1A	My	-.075	5.08
99	MP1A	Mz	0	5.08
100	MP1B	Y	-58.082	.25
101	MP1B	My	.057	.25
102	MP1B	Mz	-.048	.25
103	MP1B	Y	-58.082	5.08

Member Point Loads (BLC 2 : Antenna Di) (Continued)

	Member Label	Direction	Magnitude[lb.k-ft]	Location[ft,%]
104	MP1B	My	.057	5.08
105	MP1B	Mz	-.048	5.08
106	MP4A	Y	-58.082	.25
107	MP4A	My	-.075	.25
108	MP4A	Mz	0	.25
109	MP4A	Y	-58.082	5.08
110	MP4A	My	-.075	5.08
111	MP4A	Mz	0	5.08
112	MP4B	Y	-58.082	.25
113	MP4B	My	.057	.25
114	MP4B	Mz	-.048	.25
115	MP4B	Y	-58.082	5.08
116	MP4B	My	.057	5.08
117	MP4B	Mz	-.048	5.08
118	M103	Y	-86.951	1
119	M103	My	0	1
120	M103	Mz	0	1

Member Point Loads (BLC 3 : Antenna Wo (0 Deg))

	Member Label	Direction	Magnitude[lb.k-ft]	Location[ft,%]
1	MP3A	X	0	2.15
2	MP3A	Z	-68.49	2.15
3	MP3A	Mx	0	2.15
4	MP3A	X	0	4.15
5	MP3A	Z	-68.49	4.15
6	MP3A	Mx	0	4.15
7	MP3B	X	0	2.15
8	MP3B	Z	-51.27	2.15
9	MP3B	Mx	.001	2.15
10	MP3B	X	0	4.15
11	MP3B	Z	-51.27	4.15
12	MP3B	Mx	.001	4.15
13	MP3C	X	0	2.15
14	MP3C	Z	-31.689	2.15
15	MP3C	Mx	-.001	2.15
16	MP3C	X	0	4.15
17	MP3C	Z	-31.689	4.15
18	MP3C	Mx	-.001	4.15
19	MP2A	X	0	1
20	MP2A	Z	-10.784	1
21	MP2A	Mx	0	1
22	MP2B	X	0	1
23	MP2B	Z	-9.411	1
24	MP2B	Mx	-.003	1
25	MP2C	X	0	1
26	MP2C	Z	-7.85	1
27	MP2C	Mx	.004	1
28	MP2A	X	0	2.5
29	MP2A	Z	-54.5	2.5
30	MP2A	Mx	0	2.5
31	MP2B	X	0	2.5
32	MP2B	Z	-47.034	2.5
33	MP2B	Mx	-.015	2.5
34	MP2C	X	0	2.5
35	MP2C	Z	-38.545	2.5
36	MP2C	Mx	.018	2.5



Company :
 Designer :
 Job Number :
 Model Name :

June 28, 2021
 3:10 PM
 Checked By: _____

Member Point Loads (BLC 3 : Antenna Wo (0 Deg)) (Continued)

	Member Label	Direction	Magnitude[lb.k-ft]	Location[ft.%]
37	MP3A	X	0	2.5
38	MP3A	Z	-54.5	2.5
39	MP3A	Mx	0	2.5
40	MP3B	X	0	2.5
41	MP3B	Z	-44.175	2.5
42	MP3B	Mx	-.014	2.5
43	MP3C	X	0	2.5
44	MP3C	Z	-32.432	2.5
45	MP3C	Mx	.015	2.5
46	MP2A	X	0	1.4
47	MP2A	Z	-132.754	1.4
48	MP2A	Mx	-.1	1.4
49	MP2A	X	0	4.9
50	MP2A	Z	-132.754	4.9
51	MP2A	Mx	-.1	4.9
52	MP2B	X	0	1.4
53	MP2B	Z	-113.928	1.4
54	MP2B	Mx	.148	1.4
55	MP2B	X	0	4.9
56	MP2B	Z	-113.928	4.9
57	MP2B	Mx	.148	4.9
58	MP2C	X	0	1.4
59	MP2C	Z	-92.521	1.4
60	MP2C	Mx	-.074	1.4
61	MP2C	X	0	4.9
62	MP2C	Z	-92.521	4.9
63	MP2C	Mx	-.074	4.9
64	MP2A	X	0	1.4
65	MP2A	Z	-132.754	1.4
66	MP2A	Mx	.1	1.4
67	MP2A	X	0	4.9
68	MP2A	Z	-132.754	4.9
69	MP2A	Mx	.1	4.9
70	MP2B	X	0	1.4
71	MP2B	Z	-113.928	1.4
72	MP2B	Mx	.017	1.4
73	MP2B	X	0	4.9
74	MP2B	Z	-113.928	4.9
75	MP2B	Mx	.017	4.9
76	MP2C	X	0	1.4
77	MP2C	Z	-92.521	1.4
78	MP2C	Mx	-.122	1.4
79	MP2C	X	0	4.9
80	MP2C	Z	-92.521	4.9
81	MP2C	Mx	-.122	4.9
82	MP1C	X	0	.25
83	MP1C	Z	-126.701	.25
84	MP1C	Mx	-.154	.25
85	MP1C	X	0	5.08
86	MP1C	Z	-126.701	5.08
87	MP1C	Mx	-.154	5.08
88	MP4C	X	0	.25
89	MP4C	Z	-126.701	.25
90	MP4C	Mx	-.154	.25
91	MP4C	X	0	5.08
92	MP4C	Z	-126.701	5.08
93	MP4C	Mx	-.154	5.08



Company :
 Designer :
 Job Number :
 Model Name :

June 28, 2021
 3:10 PM
 Checked By: _____

Member Point Loads (BLC 3 : Antenna Wo (0 Deg)) (Continued)

	Member Label	Direction	Magnitude[lb.k-ft]	Location[ft,%]
94	MP1A	X	0	.25
95	MP1A	Z	-63.098	.25
96	MP1A	Mx	0	.25
97	MP1A	X	0	5.08
98	MP1A	Z	-63.098	5.08
99	MP1A	Mx	0	5.08
100	MP1B	X	0	.25
101	MP1B	Z	-88.978	.25
102	MP1B	Mx	.074	.25
103	MP1B	X	0	5.08
104	MP1B	Z	-88.978	5.08
105	MP1B	Mx	.074	5.08
106	MP4A	X	0	.25
107	MP4A	Z	-63.098	.25
108	MP4A	Mx	0	.25
109	MP4A	X	0	5.08
110	MP4A	Z	-63.098	5.08
111	MP4A	Mx	0	5.08
112	MP4B	X	0	.25
113	MP4B	Z	-88.978	.25
114	MP4B	Mx	.074	.25
115	MP4B	X	0	5.08
116	MP4B	Z	-88.978	5.08
117	MP4B	Mx	.074	5.08
118	M103	X	0	1
119	M103	Z	-113.764	1
120	M103	Mx	0	1

Member Point Loads (BLC 4 : Antenna Wo (30 Deg))

	Member Label	Direction	Magnitude[lb.k-ft]	Location[ft,%]
1	MP3A	X	29.035	2.15
2	MP3A	Z	-50.291	2.15
3	MP3A	Mx	-.001	2.15
4	MP3A	X	29.035	4.15
5	MP3A	Z	-50.291	4.15
6	MP3A	Mx	-.001	4.15
7	MP3B	X	15.844	2.15
8	MP3B	Z	-27.443	2.15
9	MP3B	Mx	.001	2.15
10	MP3B	X	15.844	4.15
11	MP3B	Z	-27.443	4.15
12	MP3B	Mx	.001	4.15
13	MP3C	X	25.635	2.15
14	MP3C	Z	-44.401	2.15
15	MP3C	Mx	-.001	2.15
16	MP3C	X	25.635	4.15
17	MP3C	Z	-44.401	4.15
18	MP3C	Mx	-.001	4.15
19	MP2A	X	4.976	1
20	MP2A	Z	-8.619	1
21	MP2A	Mx	.002	1
22	MP2B	X	3.925	1
23	MP2B	Z	-6.798	1
24	MP2B	Mx	-.004	1
25	MP2C	X	4.705	1
26	MP2C	Z	-8.15	1



Company :
 Designer :
 Job Number :
 Model Name :

June 28, 2021
 3:10 PM
 Checked By: _____

Member Point Loads (BLC 4 : Antenna Wo (30 Deg)) (Continued)

	Member Label	Direction	Magnitude[lb.k-ft]	Location[ft.%]
27	MP2C	Mx	.003	1
28	MP2A	X	24.992	2.5
29	MP2A	Z	-43.287	2.5
30	MP2A	Mx	.012	2.5
31	MP2B	X	19.272	2.5
32	MP2B	Z	-33.381	2.5
33	MP2B	Mx	-.018	2.5
34	MP2C	X	23.517	2.5
35	MP2C	Z	-40.733	2.5
36	MP2C	Mx	.015	2.5
37	MP3A	X	24.126	2.5
38	MP3A	Z	-41.788	2.5
39	MP3A	Mx	.012	2.5
40	MP3B	X	16.216	2.5
41	MP3B	Z	-28.087	2.5
42	MP3B	Mx	-.015	2.5
43	MP3C	X	22.087	2.5
44	MP3C	Z	-38.256	2.5
45	MP3C	Mx	.014	2.5
46	MP2A	X	60.682	1.4
47	MP2A	Z	-105.103	1.4
48	MP2A	Mx	-.147	1.4
49	MP2A	X	60.682	4.9
50	MP2A	Z	-105.103	4.9
51	MP2A	Mx	-.147	4.9
52	MP2B	X	46.26	1.4
53	MP2B	Z	-80.125	1.4
54	MP2B	Mx	.122	1.4
55	MP2B	X	46.26	4.9
56	MP2B	Z	-80.125	4.9
57	MP2B	Mx	.122	4.9
58	MP2C	X	56.964	1.4
59	MP2C	Z	-98.665	1.4
60	MP2C	Mx	-.017	1.4
61	MP2C	X	56.964	4.9
62	MP2C	Z	-98.665	4.9
63	MP2C	Mx	-.017	4.9
64	MP2A	X	60.682	1.4
65	MP2A	Z	-105.103	1.4
66	MP2A	Mx	.011	1.4
67	MP2A	X	60.682	4.9
68	MP2A	Z	-105.103	4.9
69	MP2A	Mx	.011	4.9
70	MP2B	X	46.26	1.4
71	MP2B	Z	-80.125	1.4
72	MP2B	Mx	.074	1.4
73	MP2B	X	46.26	4.9
74	MP2B	Z	-80.125	4.9
75	MP2B	Mx	.074	4.9
76	MP2C	X	56.964	1.4
77	MP2C	Z	-98.665	1.4
78	MP2C	Mx	-.148	1.4
79	MP2C	X	56.964	4.9
80	MP2C	Z	-98.665	4.9
81	MP2C	Mx	-.148	4.9
82	MP1C	X	66.861	.25
83	MP1C	Z	-115.806	.25



Company :
 Designer :
 Job Number :
 Model Name :

June 28, 2021
 3:10 PM
 Checked By: _____

Member Point Loads (BLC 4 : Antenna Wo (30 Deg)) (Continued)

	Member Label	Direction	Magnitude[lb.k-ft]	Location[ft,%]
84	MP1C	Mx	-.111	.25
85	MP1C	X	66.861	5.08
86	MP1C	Z	-115.806	5.08
87	MP1C	Mx	-.111	5.08
88	MP4C	X	66.861	.25
89	MP4C	Z	-115.806	.25
90	MP4C	Mx	-.111	.25
91	MP4C	X	66.861	5.08
92	MP4C	Z	-115.806	5.08
93	MP4C	Mx	-.111	5.08
94	MP1A	X	39.379	.25
95	MP1A	Z	-68.206	.25
96	MP1A	Mx	-.051	.25
97	MP1A	X	39.379	5.08
98	MP1A	Z	-68.206	5.08
99	MP1A	Mx	-.051	5.08
100	MP1B	X	59.204	.25
101	MP1B	Z	-102.544	.25
102	MP1B	Mx	.144	.25
103	MP1B	X	59.204	5.08
104	MP1B	Z	-102.544	5.08
105	MP1B	Mx	.144	5.08
106	MP4A	X	39.379	.25
107	MP4A	Z	-68.206	.25
108	MP4A	Mx	-.051	.25
109	MP4A	X	39.379	5.08
110	MP4A	Z	-68.206	5.08
111	MP4A	Mx	-.051	5.08
112	MP4B	X	59.204	.25
113	MP4B	Z	-102.544	.25
114	MP4B	Mx	.144	.25
115	MP4B	X	59.204	5.08
116	MP4B	Z	-102.544	5.08
117	MP4B	Mx	.144	5.08
118	M103	X	58.086	1
119	M103	Z	-100.608	1
120	M103	Mx	0	1

Member Point Loads (BLC 5 : Antenna Wo (60 Deg))

	Member Label	Direction	Magnitude[lb.k-ft]	Location[ft,%]
1	MP3A	X	32.244	2.15
2	MP3A	Z	-18.616	2.15
3	MP3A	Mx	-.001	2.15
4	MP3A	X	32.244	4.15
5	MP3A	Z	-18.616	4.15
6	MP3A	Mx	-.001	4.15
7	MP3B	X	24.31	2.15
8	MP3B	Z	-14.035	2.15
9	MP3B	Mx	.001	2.15
10	MP3B	X	24.31	4.15
11	MP3B	Z	-14.035	4.15
12	MP3B	Mx	.001	4.15
13	MP3C	X	58.226	2.15
14	MP3C	Z	-33.617	2.15
15	MP3C	Mx	-.000486	2.15
16	MP3C	X	58.226	4.15

Member Point Loads (BLC 5 : Antenna Wo (60 Deg)) (Continued)

	Member Label	Direction	Magnitude[lb.k-ft]	Location[ft. %]
17	MP3C	Z	-33.617	4.15
18	MP3C	Mx	-.000486	4.15
19	MP2A	X	7.181	1
20	MP2A	Z	-4.146	1
21	MP2A	Mx	.004	1
22	MP2B	X	6.548	1
23	MP2B	Z	-3.781	1
24	MP2B	Mx	-.004	1
25	MP2C	X	9.252	1
26	MP2C	Z	-5.342	1
27	MP2C	Mx	.000928	1
28	MP2A	X	35.462	2.5
29	MP2A	Z	-20.474	2.5
30	MP2A	Mx	.018	2.5
31	MP2B	X	32.022	2.5
32	MP2B	Z	-18.488	2.5
33	MP2B	Mx	-.018	2.5
34	MP2C	X	46.727	2.5
35	MP2C	Z	-26.978	2.5
36	MP2C	Mx	.005	2.5
37	MP3A	X	30.966	2.5
38	MP3A	Z	-17.878	2.5
39	MP3A	Mx	.015	2.5
40	MP3B	X	26.208	2.5
41	MP3B	Z	-15.131	2.5
42	MP3B	Mx	-.015	2.5
43	MP3C	X	46.546	2.5
44	MP3C	Z	-26.873	2.5
45	MP3C	Mx	.005	2.5
46	MP2A	X	85.374	1.4
47	MP2A	Z	-49.291	1.4
48	MP2A	Mx	-.133	1.4
49	MP2A	X	85.374	4.9
50	MP2A	Z	-49.291	4.9
51	MP2A	Mx	-.133	4.9
52	MP2B	X	76.699	1.4
53	MP2B	Z	-44.282	1.4
54	MP2B	Mx	.087	1.4
55	MP2B	X	76.699	4.9
56	MP2B	Z	-44.282	4.9
57	MP2B	Mx	.087	4.9
58	MP2C	X	113.778	1.4
59	MP2C	Z	-65.69	1.4
60	MP2C	Mx	.071	1.4
61	MP2C	X	113.778	4.9
62	MP2C	Z	-65.69	4.9
63	MP2C	Mx	.071	4.9
64	MP2A	X	85.374	1.4
65	MP2A	Z	-49.291	1.4
66	MP2A	Mx	-.059	1.4
67	MP2A	X	85.374	4.9
68	MP2A	Z	-49.291	4.9
69	MP2A	Mx	-.059	4.9
70	MP2B	X	76.699	1.4
71	MP2B	Z	-44.282	1.4
72	MP2B	Mx	.11	1.4
73	MP2B	X	76.699	4.9



Company :
 Designer :
 Job Number :
 Model Name :

June 28, 2021
 3:10 PM
 Checked By: _____

Member Point Loads (BLC 5 : Antenna Wo (60 Deg)) (Continued)

	Member Label	Direction	Magnitude[lb.k-ft]	Location[ft,%]
74	MP2B	Z	-44.282	4.9
75	MP2B	Mx	.11	4.9
76	MP2C	X	113.778	1.4
77	MP2C	Z	-65.69	1.4
78	MP2C	Mx	-.123	1.4
79	MP2C	X	113.778	4.9
80	MP2C	Z	-65.69	4.9
81	MP2C	Mx	-.123	4.9
82	MP1C	X	120.762	.25
83	MP1C	Z	-69.722	.25
84	MP1C	Mx	-.031	.25
85	MP1C	X	120.762	5.08
86	MP1C	Z	-69.722	5.08
87	MP1C	Mx	-.031	5.08
88	MP4C	X	120.762	.25
89	MP4C	Z	-69.722	.25
90	MP4C	Mx	-.031	.25
91	MP4C	X	120.762	5.08
92	MP4C	Z	-69.722	5.08
93	MP4C	Mx	-.031	5.08
94	MP1A	X	95.328	.25
95	MP1A	Z	-55.038	.25
96	MP1A	Mx	-.123	.25
97	MP1A	X	95.328	5.08
98	MP1A	Z	-55.038	5.08
99	MP1A	Mx	-.123	5.08
100	MP1B	X	107.254	.25
101	MP1B	Z	-61.923	.25
102	MP1B	Mx	.158	.25
103	MP1B	X	107.254	5.08
104	MP1B	Z	-61.923	5.08
105	MP1B	Mx	.158	5.08
106	MP4A	X	95.328	.25
107	MP4A	Z	-55.038	.25
108	MP4A	Mx	-.123	.25
109	MP4A	X	95.328	5.08
110	MP4A	Z	-55.038	5.08
111	MP4A	Mx	-.123	5.08
112	MP4B	X	107.254	.25
113	MP4B	Z	-61.923	.25
114	MP4B	Mx	.158	.25
115	MP4B	X	107.254	5.08
116	MP4B	Z	-61.923	5.08
117	MP4B	Mx	.158	5.08
118	M103	X	91.407	1
119	M103	Z	-52.774	1
120	M103	Mx	0	1

Member Point Loads (BLC 6 : Antenna Wo (90 Deg))

	Member Label	Direction	Magnitude[lb.k-ft]	Location[ft,%]
1	MP3A	X	26.814	2.15
2	MP3A	Z	0	2.15
3	MP3A	Mx	-.001	2.15
4	MP3A	X	26.814	4.15
5	MP3A	Z	0	4.15
6	MP3A	Mx	-.001	4.15



Company :
 Designer :
 Job Number :
 Model Name :

June 28, 2021
 3:10 PM
 Checked By: _____

Member Point Loads (BLC 6 : Antenna Wo (90 Deg)) (Continued)

	Member Label	Direction	Magnitude[lb.k-ft]	Location[ft.%]
7	MP3B	X	44.033	2.15
8	MP3B	Z	0	2.15
9	MP3B	Mx	.001	2.15
10	MP3B	X	44.033	4.15
11	MP3B	Z	0	4.15
12	MP3B	Mx	.001	4.15
13	MP3C	X	63.615	2.15
14	MP3C	Z	0	2.15
15	MP3C	Mx	.000907	2.15
16	MP3C	X	63.615	4.15
17	MP3C	Z	0	4.15
18	MP3C	Mx	.000907	4.15
19	MP2A	X	7.461	1
20	MP2A	Z	0	1
21	MP2A	Mx	.004	1
22	MP2B	X	8.834	1
23	MP2B	Z	0	1
24	MP2B	Mx	-.003	1
25	MP2C	X	10.395	1
26	MP2C	Z	0	1
27	MP2C	Mx	-.002	1
28	MP2A	X	36.431	2.5
29	MP2A	Z	0	2.5
30	MP2A	Mx	.018	2.5
31	MP2B	X	43.897	2.5
32	MP2B	Z	0	2.5
33	MP2B	Mx	-.017	2.5
34	MP2C	X	52.387	2.5
35	MP2C	Z	0	2.5
36	MP2C	Mx	-.009	2.5
37	MP3A	X	29.509	2.5
38	MP3A	Z	0	2.5
39	MP3A	Mx	.015	2.5
40	MP3B	X	39.835	2.5
41	MP3B	Z	0	2.5
42	MP3B	Mx	-.015	2.5
43	MP3C	X	51.577	2.5
44	MP3C	Z	0	2.5
45	MP3C	Mx	-.009	2.5
46	MP2A	X	87.191	1.4
47	MP2A	Z	0	1.4
48	MP2A	Mx	-.098	1.4
49	MP2A	X	87.191	4.9
50	MP2A	Z	0	4.9
51	MP2A	Mx	-.098	4.9
52	MP2B	X	106.016	1.4
53	MP2B	Z	0	1.4
54	MP2B	Mx	.04	1.4
55	MP2B	X	106.016	4.9
56	MP2B	Z	0	4.9
57	MP2B	Mx	.04	4.9
58	MP2C	X	127.424	1.4
59	MP2C	Z	0	1.4
60	MP2C	Mx	.139	1.4
61	MP2C	X	127.424	4.9
62	MP2C	Z	0	4.9
63	MP2C	Mx	.139	4.9

Member Point Loads (BLC 6 : Antenna Wo (90 Deg)) (Continued)

	Member Label	Direction	Magnitude[lb.k-ft]	Location[ft,%]
64	MP2A	X	87.191	1.4
65	MP2A	Z	0	1.4
66	MP2A	Mx	-.098	1.4
67	MP2A	X	87.191	4.9
68	MP2A	Z	0	4.9
69	MP2A	Mx	-.098	4.9
70	MP2B	X	106.016	1.4
71	MP2B	Z	0	1.4
72	MP2B	Mx	.142	1.4
73	MP2B	X	106.016	4.9
74	MP2B	Z	0	4.9
75	MP2B	Mx	.142	4.9
76	MP2C	X	127.424	1.4
77	MP2C	Z	0	1.4
78	MP2C	Mx	-.041	1.4
79	MP2C	X	127.424	4.9
80	MP2C	Z	0	4.9
81	MP2C	Mx	-.041	4.9
82	MP1C	X	138.146	.25
83	MP1C	Z	0	.25
84	MP1C	Mx	.061	.25
85	MP1C	X	138.146	5.08
86	MP1C	Z	0	5.08
87	MP1C	Mx	.061	5.08
88	MP4C	X	138.146	.25
89	MP4C	Z	0	.25
90	MP4C	Mx	.061	.25
91	MP4C	X	138.146	5.08
92	MP4C	Z	0	5.08
93	MP4C	Mx	.061	5.08
94	MP1A	X	125.735	.25
95	MP1A	Z	0	.25
96	MP1A	Mx	-.162	.25
97	MP1A	X	125.735	5.08
98	MP1A	Z	0	5.08
99	MP1A	Mx	-.162	5.08
100	MP1B	X	99.855	.25
101	MP1B	Z	0	.25
102	MP1B	Mx	.099	.25
103	MP1B	X	99.855	5.08
104	MP1B	Z	0	5.08
105	MP1B	Mx	.099	5.08
106	MP4A	X	125.735	.25
107	MP4A	Z	0	.25
108	MP4A	Mx	-.162	.25
109	MP4A	X	125.735	5.08
110	MP4A	Z	0	5.08
111	MP4A	Mx	-.162	5.08
112	MP4B	X	99.855	.25
113	MP4B	Z	0	.25
114	MP4B	Mx	.099	.25
115	MP4B	X	99.855	5.08
116	MP4B	Z	0	5.08
117	MP4B	Mx	.099	5.08
118	M103	X	92.514	1
119	M103	Z	0	1
120	M103	Mx	0	1



Company :
 Designer :
 Job Number :
 Model Name :

June 28, 2021
 3:10 PM
 Checked By: _____

Member Point Loads (BLC 7 : Antenna Wo (120 Deg))

	Member Label	Direction	Magnitude[lb.k-ft]	Location[ft.%]
1	MP3A	X	32.244	2.15
2	MP3A	Z	18.616	2.15
3	MP3A	Mx	-.001	2.15
4	MP3A	X	32.244	4.15
5	MP3A	Z	18.616	4.15
6	MP3A	Mx	-.001	4.15
7	MP3B	X	55.092	2.15
8	MP3B	Z	31.807	2.15
9	MP3B	Mx	.000907	2.15
10	MP3B	X	55.092	4.15
11	MP3B	Z	31.807	4.15
12	MP3B	Mx	.000907	4.15
13	MP3C	X	38.134	2.15
14	MP3C	Z	22.017	2.15
15	MP3C	Mx	.001	2.15
16	MP3C	X	38.134	4.15
17	MP3C	Z	22.017	4.15
18	MP3C	Mx	.001	4.15
19	MP2A	X	7.181	1
20	MP2A	Z	4.146	1
21	MP2A	Mx	.004	1
22	MP2B	X	9.002	1
23	MP2B	Z	5.197	1
24	MP2B	Mx	-.002	1
25	MP2C	X	7.65	1
26	MP2C	Z	4.417	1
27	MP2C	Mx	-.003	1
28	MP2A	X	35.462	2.5
29	MP2A	Z	20.474	2.5
30	MP2A	Mx	.018	2.5
31	MP2B	X	45.368	2.5
32	MP2B	Z	26.193	2.5
33	MP2B	Mx	-.009	2.5
34	MP2C	X	38.016	2.5
35	MP2C	Z	21.948	2.5
36	MP2C	Mx	-.017	2.5
37	MP3A	X	30.966	2.5
38	MP3A	Z	17.878	2.5
39	MP3A	Mx	.015	2.5
40	MP3B	X	44.667	2.5
41	MP3B	Z	25.788	2.5
42	MP3B	Mx	-.009	2.5
43	MP3C	X	34.498	2.5
44	MP3C	Z	19.917	2.5
45	MP3C	Mx	-.015	2.5
46	MP2A	X	85.374	1.4
47	MP2A	Z	49.291	1.4
48	MP2A	Mx	-.059	1.4
49	MP2A	X	85.374	4.9
50	MP2A	Z	49.291	4.9
51	MP2A	Mx	-.059	4.9
52	MP2B	X	110.352	1.4
53	MP2B	Z	63.712	1.4
54	MP2B	Mx	-.041	1.4
55	MP2B	X	110.352	4.9
56	MP2B	Z	63.712	4.9
57	MP2B	Mx	-.041	4.9



Company :
 Designer :
 Job Number :
 Model Name :

June 28, 2021
 3:10 PM
 Checked By: _____

Member Point Loads (BLC 7 : Antenna Wo (120 Deg)) (Continued)

	Member Label	Direction	Magnitude[lb.k-ft]	Location[ft,%]
58	MP2C	X	91.813	1.4
59	MP2C	Z	53.008	1.4
60	MP2C	Mx	.142	1.4
61	MP2C	X	91.813	4.9
62	MP2C	Z	53.008	4.9
63	MP2C	Mx	.142	4.9
64	MP2A	X	85.374	1.4
65	MP2A	Z	49.291	1.4
66	MP2A	Mx	-.133	1.4
67	MP2A	X	85.374	4.9
68	MP2A	Z	49.291	4.9
69	MP2A	Mx	-.133	4.9
70	MP2B	X	110.352	1.4
71	MP2B	Z	63.712	1.4
72	MP2B	Mx	.139	1.4
73	MP2B	X	110.352	4.9
74	MP2B	Z	63.712	4.9
75	MP2B	Mx	.139	4.9
76	MP2C	X	91.813	1.4
77	MP2C	Z	53.008	1.4
78	MP2C	Mx	.04	1.4
79	MP2C	X	91.813	4.9
80	MP2C	Z	53.008	4.9
81	MP2C	Mx	.04	4.9
82	MP1C	X	113.559	.25
83	MP1C	Z	65.563	.25
84	MP1C	Mx	.13	.25
85	MP1C	X	113.559	5.08
86	MP1C	Z	65.563	5.08
87	MP1C	Mx	.13	5.08
88	MP4C	X	113.559	.25
89	MP4C	Z	65.563	.25
90	MP4C	Mx	.13	.25
91	MP4C	X	113.559	5.08
92	MP4C	Z	65.563	5.08
93	MP4C	Mx	.13	5.08
94	MP1A	X	95.328	.25
95	MP1A	Z	55.038	.25
96	MP1A	Mx	-.123	.25
97	MP1A	X	95.328	5.08
98	MP1A	Z	55.038	5.08
99	MP1A	Mx	-.123	5.08
100	MP1B	X	60.99	.25
101	MP1B	Z	35.213	.25
102	MP1B	Mx	.031	.25
103	MP1B	X	60.99	5.08
104	MP1B	Z	35.213	5.08
105	MP1B	Mx	.031	5.08
106	MP4A	X	95.328	.25
107	MP4A	Z	55.038	.25
108	MP4A	Mx	-.123	.25
109	MP4A	X	95.328	5.08
110	MP4A	Z	55.038	5.08
111	MP4A	Mx	-.123	5.08
112	MP4B	X	60.99	.25
113	MP4B	Z	35.213	.25
114	MP4B	Mx	.031	.25



Company :
 Designer :
 Job Number :
 Model Name :

June 28, 2021
 3:10 PM
 Checked By: _____

Member Point Loads (BLC 7 : Antenna Wo (120 Deg)) (Continued)

	Member Label	Direction	Magnitude[lb.k-ft]	Location[ft. %]
115	MP4B	X	60.99	5.08
116	MP4B	Z	35.213	5.08
117	MP4B	Mx	.031	5.08
118	M103	X	78.034	1
119	M103	Z	45.053	1
120	M103	Mx	0	1

Member Point Loads (BLC 8 : Antenna Wo (150 Deg))

	Member Label	Direction	Magnitude[lb.k-ft]	Location[ft. %]
1	MP3A	X	29.035	2.15
2	MP3A	Z	50.291	2.15
3	MP3A	Mx	-.001	2.15
4	MP3A	X	29.035	4.15
5	MP3A	Z	50.291	4.15
6	MP3A	Mx	-.001	4.15
7	MP3B	X	33.617	2.15
8	MP3B	Z	58.226	2.15
9	MP3B	Mx	-.000486	2.15
10	MP3B	X	33.617	4.15
11	MP3B	Z	58.226	4.15
12	MP3B	Mx	-.000486	4.15
13	MP3C	X	14.035	2.15
14	MP3C	Z	24.31	2.15
15	MP3C	Mx	.001	2.15
16	MP3C	X	14.035	4.15
17	MP3C	Z	24.31	4.15
18	MP3C	Mx	.001	4.15
19	MP2A	X	4.976	1
20	MP2A	Z	8.619	1
21	MP2A	Mx	.002	1
22	MP2B	X	5.342	1
23	MP2B	Z	9.252	1
24	MP2B	Mx	.000927	1
25	MP2C	X	3.781	1
26	MP2C	Z	6.548	1
27	MP2C	Mx	-.004	1
28	MP2A	X	24.992	2.5
29	MP2A	Z	43.287	2.5
30	MP2A	Mx	.012	2.5
31	MP2B	X	26.978	2.5
32	MP2B	Z	46.727	2.5
33	MP2B	Mx	.005	2.5
34	MP2C	X	18.488	2.5
35	MP2C	Z	32.022	2.5
36	MP2C	Mx	-.018	2.5
37	MP3A	X	24.126	2.5
38	MP3A	Z	41.788	2.5
39	MP3A	Mx	.012	2.5
40	MP3B	X	26.873	2.5
41	MP3B	Z	46.546	2.5
42	MP3B	Mx	.005	2.5
43	MP3C	X	15.131	2.5
44	MP3C	Z	26.208	2.5
45	MP3C	Mx	-.015	2.5
46	MP2A	X	60.682	1.4
47	MP2A	Z	105.103	1.4



Company :
 Designer :
 Job Number :
 Model Name :

June 28, 2021
 3:10 PM
 Checked By: _____

Member Point Loads (BLC 8 : Antenna Wo (150 Deg)) (Continued)

	Member Label	Direction	Magnitude[lb.k-ft]	Location[ft,%]
48	MP2A	Mx	.011	1.4
49	MP2A	X	60.682	4.9
50	MP2A	Z	105.103	4.9
51	MP2A	Mx	.011	4.9
52	MP2B	X	65.69	1.4
53	MP2B	Z	113.778	1.4
54	MP2B	Mx	-.123	1.4
55	MP2B	X	65.69	4.9
56	MP2B	Z	113.778	4.9
57	MP2B	Mx	-.123	4.9
58	MP2C	X	44.282	1.4
59	MP2C	Z	76.699	1.4
60	MP2C	Mx	.11	1.4
61	MP2C	X	44.282	4.9
62	MP2C	Z	76.699	4.9
63	MP2C	Mx	.11	4.9
64	MP2A	X	60.682	1.4
65	MP2A	Z	105.103	1.4
66	MP2A	Mx	-.147	1.4
67	MP2A	X	60.682	4.9
68	MP2A	Z	105.103	4.9
69	MP2A	Mx	-.147	4.9
70	MP2B	X	65.69	1.4
71	MP2B	Z	113.778	1.4
72	MP2B	Mx	.071	1.4
73	MP2B	X	65.69	4.9
74	MP2B	Z	113.778	4.9
75	MP2B	Mx	.071	4.9
76	MP2C	X	44.282	1.4
77	MP2C	Z	76.699	1.4
78	MP2C	Mx	.087	1.4
79	MP2C	X	44.282	4.9
80	MP2C	Z	76.699	4.9
81	MP2C	Mx	.087	4.9
82	MP1C	X	62.702	.25
83	MP1C	Z	108.603	.25
84	MP1C	Mx	.16	.25
85	MP1C	X	62.702	5.08
86	MP1C	Z	108.603	5.08
87	MP1C	Mx	.16	5.08
88	MP4C	X	62.702	.25
89	MP4C	Z	108.603	.25
90	MP4C	Mx	.16	.25
91	MP4C	X	62.702	5.08
92	MP4C	Z	108.603	5.08
93	MP4C	Mx	.16	5.08
94	MP1A	X	39.379	.25
95	MP1A	Z	68.206	.25
96	MP1A	Mx	-.051	.25
97	MP1A	X	39.379	5.08
98	MP1A	Z	68.206	5.08
99	MP1A	Mx	-.051	5.08
100	MP1B	X	32.493	.25
101	MP1B	Z	56.28	.25
102	MP1B	Mx	-.015	.25
103	MP1B	X	32.493	5.08
104	MP1B	Z	56.28	5.08



Company :
 Designer :
 Job Number :
 Model Name :

June 28, 2021
 3:10 PM
 Checked By: _____

Member Point Loads (BLC 8 : Antenna Wo (150 Deg)) (Continued)

	Member Label	Direction	Magnitude[lb.k-ft]	Location[ft. %]
105	MP1B	Mx	-.015	5.08
106	MP4A	X	39.379	.25
107	MP4A	Z	68.206	.25
108	MP4A	Mx	-.051	.25
109	MP4A	X	39.379	5.08
110	MP4A	Z	68.206	5.08
111	MP4A	Mx	-.051	5.08
112	MP4B	X	32.493	.25
113	MP4B	Z	56.28	.25
114	MP4B	Mx	-.015	.25
115	MP4B	X	32.493	5.08
116	MP4B	Z	56.28	5.08
117	MP4B	Mx	-.015	5.08
118	M103	X	50.365	1
119	M103	Z	87.235	1
120	M103	Mx	0	1

Member Point Loads (BLC 9 : Antenna Wo (180 Deg))

	Member Label	Direction	Magnitude[lb.k-ft]	Location[ft. %]
1	MP3A	X	0	2.15
2	MP3A	Z	68.49	2.15
3	MP3A	Mx	0	2.15
4	MP3A	X	0	4.15
5	MP3A	Z	68.49	4.15
6	MP3A	Mx	0	4.15
7	MP3B	X	0	2.15
8	MP3B	Z	51.27	2.15
9	MP3B	Mx	-.001	2.15
10	MP3B	X	0	4.15
11	MP3B	Z	51.27	4.15
12	MP3B	Mx	-.001	4.15
13	MP3C	X	0	2.15
14	MP3C	Z	31.689	2.15
15	MP3C	Mx	.001	2.15
16	MP3C	X	0	4.15
17	MP3C	Z	31.689	4.15
18	MP3C	Mx	.001	4.15
19	MP2A	X	0	1
20	MP2A	Z	10.784	1
21	MP2A	Mx	0	1
22	MP2B	X	0	1
23	MP2B	Z	9.411	1
24	MP2B	Mx	.003	1
25	MP2C	X	0	1
26	MP2C	Z	7.85	1
27	MP2C	Mx	-.004	1
28	MP2A	X	0	2.5
29	MP2A	Z	54.5	2.5
30	MP2A	Mx	0	2.5
31	MP2B	X	0	2.5
32	MP2B	Z	47.034	2.5
33	MP2B	Mx	.015	2.5
34	MP2C	X	0	2.5
35	MP2C	Z	38.545	2.5
36	MP2C	Mx	-.018	2.5
37	MP3A	X	0	2.5



Company :
 Designer :
 Job Number :
 Model Name :

June 28, 2021
 3:10 PM
 Checked By: _____

Member Point Loads (BLC 9 : Antenna Wo (180 Deg)) (Continued)

	Member Label	Direction	Magnitude[lb.k-ft]	Location[ft,%]
38	MP3A	Z	54.5	2.5
39	MP3A	Mx	0	2.5
40	MP3B	X	0	2.5
41	MP3B	Z	44.175	2.5
42	MP3B	Mx	.014	2.5
43	MP3C	X	0	2.5
44	MP3C	Z	32.432	2.5
45	MP3C	Mx	-.015	2.5
46	MP2A	X	0	1.4
47	MP2A	Z	132.754	1.4
48	MP2A	Mx	.1	1.4
49	MP2A	X	0	4.9
50	MP2A	Z	132.754	4.9
51	MP2A	Mx	.1	4.9
52	MP2B	X	0	1.4
53	MP2B	Z	113.928	1.4
54	MP2B	Mx	-.148	1.4
55	MP2B	X	0	4.9
56	MP2B	Z	113.928	4.9
57	MP2B	Mx	-.148	4.9
58	MP2C	X	0	1.4
59	MP2C	Z	92.521	1.4
60	MP2C	Mx	.074	1.4
61	MP2C	X	0	4.9
62	MP2C	Z	92.521	4.9
63	MP2C	Mx	.074	4.9
64	MP2A	X	0	1.4
65	MP2A	Z	132.754	1.4
66	MP2A	Mx	-.1	1.4
67	MP2A	X	0	4.9
68	MP2A	Z	132.754	4.9
69	MP2A	Mx	-.1	4.9
70	MP2B	X	0	1.4
71	MP2B	Z	113.928	1.4
72	MP2B	Mx	-.017	1.4
73	MP2B	X	0	4.9
74	MP2B	Z	113.928	4.9
75	MP2B	Mx	-.017	4.9
76	MP2C	X	0	1.4
77	MP2C	Z	92.521	1.4
78	MP2C	Mx	.122	1.4
79	MP2C	X	0	4.9
80	MP2C	Z	92.521	4.9
81	MP2C	Mx	.122	4.9
82	MP1C	X	0	.25
83	MP1C	Z	126.701	.25
84	MP1C	Mx	.154	.25
85	MP1C	X	0	5.08
86	MP1C	Z	126.701	5.08
87	MP1C	Mx	.154	5.08
88	MP4C	X	0	.25
89	MP4C	Z	126.701	.25
90	MP4C	Mx	.154	.25
91	MP4C	X	0	5.08
92	MP4C	Z	126.701	5.08
93	MP4C	Mx	.154	5.08
94	MP1A	X	0	.25



Company :
 Designer :
 Job Number :
 Model Name :

June 28, 2021
 3:10 PM
 Checked By: _____

Member Point Loads (BLC 9 : Antenna Wo (180 Deg)) (Continued)

	Member Label	Direction	Magnitude[lb.k-ft]	Location[ft.%]
95	MP1A	Z	63.098	.25
96	MP1A	Mx	0	.25
97	MP1A	X	0	5.08
98	MP1A	Z	63.098	5.08
99	MP1A	Mx	0	5.08
100	MP1B	X	0	.25
101	MP1B	Z	88.978	.25
102	MP1B	Mx	-.074	.25
103	MP1B	X	0	5.08
104	MP1B	Z	88.978	5.08
105	MP1B	Mx	-.074	5.08
106	MP4A	X	0	.25
107	MP4A	Z	63.098	.25
108	MP4A	Mx	0	.25
109	MP4A	X	0	5.08
110	MP4A	Z	63.098	5.08
111	MP4A	Mx	0	5.08
112	MP4B	X	0	.25
113	MP4B	Z	88.978	.25
114	MP4B	Mx	-.074	.25
115	MP4B	X	0	5.08
116	MP4B	Z	88.978	5.08
117	MP4B	Mx	-.074	5.08
118	M103	X	0	1
119	M103	Z	113.764	1
120	M103	Mx	0	1

Member Point Loads (BLC 10 : Antenna Wo (210 Deg))

	Member Label	Direction	Magnitude[lb.k-ft]	Location[ft.%]
1	MP3A	X	-29.035	2.15
2	MP3A	Z	50.291	2.15
3	MP3A	Mx	.001	2.15
4	MP3A	X	-29.035	4.15
5	MP3A	Z	50.291	4.15
6	MP3A	Mx	.001	4.15
7	MP3B	X	-15.844	2.15
8	MP3B	Z	27.443	2.15
9	MP3B	Mx	-.001	2.15
10	MP3B	X	-15.844	4.15
11	MP3B	Z	27.443	4.15
12	MP3B	Mx	-.001	4.15
13	MP3C	X	-25.635	2.15
14	MP3C	Z	44.401	2.15
15	MP3C	Mx	.001	2.15
16	MP3C	X	-25.635	4.15
17	MP3C	Z	44.401	4.15
18	MP3C	Mx	.001	4.15
19	MP2A	X	-4.976	1
20	MP2A	Z	8.619	1
21	MP2A	Mx	-.002	1
22	MP2B	X	-3.925	1
23	MP2B	Z	6.798	1
24	MP2B	Mx	.004	1
25	MP2C	X	-4.705	1
26	MP2C	Z	8.15	1
27	MP2C	Mx	-.003	1



Company :
 Designer :
 Job Number :
 Model Name :

June 28, 2021
 3:10 PM
 Checked By: _____

Member Point Loads (BLC 10 : Antenna Wo (210 Deg)) (Continued)

	Member Label	Direction	Magnitude[lb.k-ft]	Location[ft.%]
28	MP2A	X	-24.992	2.5
29	MP2A	Z	43.287	2.5
30	MP2A	Mx	-.012	2.5
31	MP2B	X	-19.272	2.5
32	MP2B	Z	33.381	2.5
33	MP2B	Mx	.018	2.5
34	MP2C	X	-23.517	2.5
35	MP2C	Z	40.733	2.5
36	MP2C	Mx	-.015	2.5
37	MP3A	X	-24.126	2.5
38	MP3A	Z	41.788	2.5
39	MP3A	Mx	-.012	2.5
40	MP3B	X	-16.216	2.5
41	MP3B	Z	28.087	2.5
42	MP3B	Mx	.015	2.5
43	MP3C	X	-22.087	2.5
44	MP3C	Z	38.256	2.5
45	MP3C	Mx	-.014	2.5
46	MP2A	X	-60.682	1.4
47	MP2A	Z	105.103	1.4
48	MP2A	Mx	.147	1.4
49	MP2A	X	-60.682	4.9
50	MP2A	Z	105.103	4.9
51	MP2A	Mx	.147	4.9
52	MP2B	X	-46.26	1.4
53	MP2B	Z	80.125	1.4
54	MP2B	Mx	-.122	1.4
55	MP2B	X	-46.26	4.9
56	MP2B	Z	80.125	4.9
57	MP2B	Mx	-.122	4.9
58	MP2C	X	-56.964	1.4
59	MP2C	Z	98.665	1.4
60	MP2C	Mx	.017	1.4
61	MP2C	X	-56.964	4.9
62	MP2C	Z	98.665	4.9
63	MP2C	Mx	.017	4.9
64	MP2A	X	-60.682	1.4
65	MP2A	Z	105.103	1.4
66	MP2A	Mx	-.011	1.4
67	MP2A	X	-60.682	4.9
68	MP2A	Z	105.103	4.9
69	MP2A	Mx	-.011	4.9
70	MP2B	X	-46.26	1.4
71	MP2B	Z	80.125	1.4
72	MP2B	Mx	-.074	1.4
73	MP2B	X	-46.26	4.9
74	MP2B	Z	80.125	4.9
75	MP2B	Mx	-.074	4.9
76	MP2C	X	-56.964	1.4
77	MP2C	Z	98.665	1.4
78	MP2C	Mx	.148	1.4
79	MP2C	X	-56.964	4.9
80	MP2C	Z	98.665	4.9
81	MP2C	Mx	.148	4.9
82	MP1C	X	-66.861	.25
83	MP1C	Z	115.806	.25
84	MP1C	Mx	.111	.25



Company :
 Designer :
 Job Number :
 Model Name :

June 28, 2021
 3:10 PM
 Checked By: _____

Member Point Loads (BLC 10 : Antenna Wo (210 Deg)) (Continued)

	Member Label	Direction	Magnitude[lb.k-ft]	Location[ft.%]
85	MP1C	X	-66.861	5.08
86	MP1C	Z	115.806	5.08
87	MP1C	Mx	.111	5.08
88	MP4C	X	-66.861	.25
89	MP4C	Z	115.806	.25
90	MP4C	Mx	.111	.25
91	MP4C	X	-66.861	5.08
92	MP4C	Z	115.806	5.08
93	MP4C	Mx	.111	5.08
94	MP1A	X	-39.379	.25
95	MP1A	Z	68.206	.25
96	MP1A	Mx	.051	.25
97	MP1A	X	-39.379	5.08
98	MP1A	Z	68.206	5.08
99	MP1A	Mx	.051	5.08
100	MP1B	X	-59.204	.25
101	MP1B	Z	102.544	.25
102	MP1B	Mx	-.144	.25
103	MP1B	X	-59.204	5.08
104	MP1B	Z	102.544	5.08
105	MP1B	Mx	-.144	5.08
106	MP4A	X	-39.379	.25
107	MP4A	Z	68.206	.25
108	MP4A	Mx	.051	.25
109	MP4A	X	-39.379	5.08
110	MP4A	Z	68.206	5.08
111	MP4A	Mx	.051	5.08
112	MP4B	X	-59.204	.25
113	MP4B	Z	102.544	.25
114	MP4B	Mx	-.144	.25
115	MP4B	X	-59.204	5.08
116	MP4B	Z	102.544	5.08
117	MP4B	Mx	-.144	5.08
118	M103	X	-58.086	1
119	M103	Z	100.608	1
120	M103	Mx	0	1

Member Point Loads (BLC 11 : Antenna Wo (240 Deg))

	Member Label	Direction	Magnitude[lb.k-ft]	Location[ft.%]
1	MP3A	X	-32.244	2.15
2	MP3A	Z	18.616	2.15
3	MP3A	Mx	.001	2.15
4	MP3A	X	-32.244	4.15
5	MP3A	Z	18.616	4.15
6	MP3A	Mx	.001	4.15
7	MP3B	X	-24.31	2.15
8	MP3B	Z	14.035	2.15
9	MP3B	Mx	-.001	2.15
10	MP3B	X	-24.31	4.15
11	MP3B	Z	14.035	4.15
12	MP3B	Mx	-.001	4.15
13	MP3C	X	-58.226	2.15
14	MP3C	Z	33.617	2.15
15	MP3C	Mx	.000486	2.15
16	MP3C	X	-58.226	4.15
17	MP3C	Z	33.617	4.15

Member Point Loads (BLC 11 : Antenna Wo (240 Deg)) (Continued)

	Member Label	Direction	Magnitude[lb.k-ft]	Location[ft,%]
18	MP3C	Mx	.000486	4.15
19	MP2A	X	-7.181	1
20	MP2A	Z	4.146	1
21	MP2A	Mx	-.004	1
22	MP2B	X	-6.548	1
23	MP2B	Z	3.781	1
24	MP2B	Mx	.004	1
25	MP2C	X	-9.252	1
26	MP2C	Z	5.342	1
27	MP2C	Mx	-.000928	1
28	MP2A	X	-35.462	2.5
29	MP2A	Z	20.474	2.5
30	MP2A	Mx	-.018	2.5
31	MP2B	X	-32.022	2.5
32	MP2B	Z	18.488	2.5
33	MP2B	Mx	.018	2.5
34	MP2C	X	-46.727	2.5
35	MP2C	Z	26.978	2.5
36	MP2C	Mx	-.005	2.5
37	MP3A	X	-30.966	2.5
38	MP3A	Z	17.878	2.5
39	MP3A	Mx	-.015	2.5
40	MP3B	X	-26.208	2.5
41	MP3B	Z	15.131	2.5
42	MP3B	Mx	.015	2.5
43	MP3C	X	-46.546	2.5
44	MP3C	Z	26.873	2.5
45	MP3C	Mx	-.005	2.5
46	MP2A	X	-85.374	1.4
47	MP2A	Z	49.291	1.4
48	MP2A	Mx	.133	1.4
49	MP2A	X	-85.374	4.9
50	MP2A	Z	49.291	4.9
51	MP2A	Mx	.133	4.9
52	MP2B	X	-76.699	1.4
53	MP2B	Z	44.282	1.4
54	MP2B	Mx	-.087	1.4
55	MP2B	X	-76.699	4.9
56	MP2B	Z	44.282	4.9
57	MP2B	Mx	-.087	4.9
58	MP2C	X	-113.778	1.4
59	MP2C	Z	65.69	1.4
60	MP2C	Mx	-.071	1.4
61	MP2C	X	-113.778	4.9
62	MP2C	Z	65.69	4.9
63	MP2C	Mx	-.071	4.9
64	MP2A	X	-85.374	1.4
65	MP2A	Z	49.291	1.4
66	MP2A	Mx	.059	1.4
67	MP2A	X	-85.374	4.9
68	MP2A	Z	49.291	4.9
69	MP2A	Mx	.059	4.9
70	MP2B	X	-76.699	1.4
71	MP2B	Z	44.282	1.4
72	MP2B	Mx	-.11	1.4
73	MP2B	X	-76.699	4.9
74	MP2B	Z	44.282	4.9

Member Point Loads (BLC 11 : Antenna Wo (240 Deg)) (Continued)

	Member Label	Direction	Magnitude[lb.k-ft]	Location[ft. %]
75	MP2B	Mx	-.11	4.9
76	MP2C	X	-113.778	1.4
77	MP2C	Z	65.69	1.4
78	MP2C	Mx	.123	1.4
79	MP2C	X	-113.778	4.9
80	MP2C	Z	65.69	4.9
81	MP2C	Mx	.123	4.9
82	MP1C	X	-120.762	.25
83	MP1C	Z	69.722	.25
84	MP1C	Mx	.031	.25
85	MP1C	X	-120.762	5.08
86	MP1C	Z	69.722	5.08
87	MP1C	Mx	.031	5.08
88	MP4C	X	-120.762	.25
89	MP4C	Z	69.722	.25
90	MP4C	Mx	.031	.25
91	MP4C	X	-120.762	5.08
92	MP4C	Z	69.722	5.08
93	MP4C	Mx	.031	5.08
94	MP1A	X	-95.328	.25
95	MP1A	Z	55.038	.25
96	MP1A	Mx	.123	.25
97	MP1A	X	-95.328	5.08
98	MP1A	Z	55.038	5.08
99	MP1A	Mx	.123	5.08
100	MP1B	X	-107.254	.25
101	MP1B	Z	61.923	.25
102	MP1B	Mx	-.158	.25
103	MP1B	X	-107.254	5.08
104	MP1B	Z	61.923	5.08
105	MP1B	Mx	-.158	5.08
106	MP4A	X	-95.328	.25
107	MP4A	Z	55.038	.25
108	MP4A	Mx	.123	.25
109	MP4A	X	-95.328	5.08
110	MP4A	Z	55.038	5.08
111	MP4A	Mx	.123	5.08
112	MP4B	X	-107.254	.25
113	MP4B	Z	61.923	.25
114	MP4B	Mx	-.158	.25
115	MP4B	X	-107.254	5.08
116	MP4B	Z	61.923	5.08
117	MP4B	Mx	-.158	5.08
118	M103	X	-91.407	1
119	M103	Z	52.774	1
120	M103	Mx	0	1

Member Point Loads (BLC 12 : Antenna Wo (270 Deg))

	Member Label	Direction	Magnitude[lb.k-ft]	Location[ft. %]
1	MP3A	X	-26.814	2.15
2	MP3A	Z	0	2.15
3	MP3A	Mx	.001	2.15
4	MP3A	X	-26.814	4.15
5	MP3A	Z	0	4.15
6	MP3A	Mx	.001	4.15
7	MP3B	X	-44.033	2.15



Company :
 Designer :
 Job Number :
 Model Name :

June 28, 2021
 3:10 PM
 Checked By: _____

Member Point Loads (BLC 12 : Antenna Wo (270 Deg)) (Continued)

	Member Label	Direction	Magnitude[lb.k-ft]	Location[ft,%]
8	MP3B	Z	0	2.15
9	MP3B	Mx	-.001	2.15
10	MP3B	X	-44.033	4.15
11	MP3B	Z	0	4.15
12	MP3B	Mx	-.001	4.15
13	MP3C	X	-63.615	2.15
14	MP3C	Z	0	2.15
15	MP3C	Mx	-.000907	2.15
16	MP3C	X	-63.615	4.15
17	MP3C	Z	0	4.15
18	MP3C	Mx	-.000907	4.15
19	MP2A	X	-7.461	1
20	MP2A	Z	0	1
21	MP2A	Mx	-.004	1
22	MP2B	X	-8.834	1
23	MP2B	Z	0	1
24	MP2B	Mx	.003	1
25	MP2C	X	-10.395	1
26	MP2C	Z	0	1
27	MP2C	Mx	.002	1
28	MP2A	X	-36.431	2.5
29	MP2A	Z	0	2.5
30	MP2A	Mx	-.018	2.5
31	MP2B	X	-43.897	2.5
32	MP2B	Z	0	2.5
33	MP2B	Mx	.017	2.5
34	MP2C	X	-52.387	2.5
35	MP2C	Z	0	2.5
36	MP2C	Mx	.009	2.5
37	MP3A	X	-29.509	2.5
38	MP3A	Z	0	2.5
39	MP3A	Mx	-.015	2.5
40	MP3B	X	-39.835	2.5
41	MP3B	Z	0	2.5
42	MP3B	Mx	.015	2.5
43	MP3C	X	-51.577	2.5
44	MP3C	Z	0	2.5
45	MP3C	Mx	.009	2.5
46	MP2A	X	-87.191	1.4
47	MP2A	Z	0	1.4
48	MP2A	Mx	.098	1.4
49	MP2A	X	-87.191	4.9
50	MP2A	Z	0	4.9
51	MP2A	Mx	.098	4.9
52	MP2B	X	-106.016	1.4
53	MP2B	Z	0	1.4
54	MP2B	Mx	-.04	1.4
55	MP2B	X	-106.016	4.9
56	MP2B	Z	0	4.9
57	MP2B	Mx	-.04	4.9
58	MP2C	X	-127.424	1.4
59	MP2C	Z	0	1.4
60	MP2C	Mx	-.139	1.4
61	MP2C	X	-127.424	4.9
62	MP2C	Z	0	4.9
63	MP2C	Mx	-.139	4.9
64	MP2A	X	-87.191	1.4

Member Point Loads (BLC 12 : Antenna Wo (270 Deg)) (Continued)

	Member Label	Direction	Magnitude[lb.k-ft]	Location[ft.-%]
65	MP2A	Z	0	1.4
66	MP2A	Mx	.098	1.4
67	MP2A	X	-87.191	4.9
68	MP2A	Z	0	4.9
69	MP2A	Mx	.098	4.9
70	MP2B	X	-106.016	1.4
71	MP2B	Z	0	1.4
72	MP2B	Mx	-.142	1.4
73	MP2B	X	-106.016	4.9
74	MP2B	Z	0	4.9
75	MP2B	Mx	-.142	4.9
76	MP2C	X	-127.424	1.4
77	MP2C	Z	0	1.4
78	MP2C	Mx	.041	1.4
79	MP2C	X	-127.424	4.9
80	MP2C	Z	0	4.9
81	MP2C	Mx	.041	4.9
82	MP1C	X	-138.146	.25
83	MP1C	Z	0	.25
84	MP1C	Mx	-.061	.25
85	MP1C	X	-138.146	5.08
86	MP1C	Z	0	5.08
87	MP1C	Mx	-.061	5.08
88	MP4C	X	-138.146	.25
89	MP4C	Z	0	.25
90	MP4C	Mx	-.061	.25
91	MP4C	X	-138.146	5.08
92	MP4C	Z	0	5.08
93	MP4C	Mx	-.061	5.08
94	MP1A	X	-125.735	.25
95	MP1A	Z	0	.25
96	MP1A	Mx	.162	.25
97	MP1A	X	-125.735	5.08
98	MP1A	Z	0	5.08
99	MP1A	Mx	.162	5.08
100	MP1B	X	-99.855	.25
101	MP1B	Z	0	.25
102	MP1B	Mx	-.099	.25
103	MP1B	X	-99.855	5.08
104	MP1B	Z	0	5.08
105	MP1B	Mx	-.099	5.08
106	MP4A	X	-125.735	.25
107	MP4A	Z	0	.25
108	MP4A	Mx	.162	.25
109	MP4A	X	-125.735	5.08
110	MP4A	Z	0	5.08
111	MP4A	Mx	.162	5.08
112	MP4B	X	-99.855	.25
113	MP4B	Z	0	.25
114	MP4B	Mx	-.099	.25
115	MP4B	X	-99.855	5.08
116	MP4B	Z	0	5.08
117	MP4B	Mx	-.099	5.08
118	M103	X	-92.514	1
119	M103	Z	0	1
120	M103	Mx	0	1



Company :
 Designer :
 Job Number :
 Model Name :

June 28, 2021
 3:10 PM
 Checked By: _____

Member Point Loads (BLC 13 : Antenna Wo (300 Deg))

	Member Label	Direction	Magnitude[lb.k-ft]	Location[ft.%]
1	MP3A	X	-32.244	2.15
2	MP3A	Z	-18.616	2.15
3	MP3A	Mx	.001	2.15
4	MP3A	X	-32.244	4.15
5	MP3A	Z	-18.616	4.15
6	MP3A	Mx	.001	4.15
7	MP3B	X	-55.092	2.15
8	MP3B	Z	-31.807	2.15
9	MP3B	Mx	-.000907	2.15
10	MP3B	X	-55.092	4.15
11	MP3B	Z	-31.807	4.15
12	MP3B	Mx	-.000907	4.15
13	MP3C	X	-38.134	2.15
14	MP3C	Z	-22.017	2.15
15	MP3C	Mx	-.001	2.15
16	MP3C	X	-38.134	4.15
17	MP3C	Z	-22.017	4.15
18	MP3C	Mx	-.001	4.15
19	MP2A	X	-7.181	1
20	MP2A	Z	-4.146	1
21	MP2A	Mx	-.004	1
22	MP2B	X	-9.002	1
23	MP2B	Z	-5.197	1
24	MP2B	Mx	.002	1
25	MP2C	X	-7.65	1
26	MP2C	Z	-4.417	1
27	MP2C	Mx	.003	1
28	MP2A	X	-35.462	2.5
29	MP2A	Z	-20.474	2.5
30	MP2A	Mx	-.018	2.5
31	MP2B	X	-45.368	2.5
32	MP2B	Z	-26.193	2.5
33	MP2B	Mx	.009	2.5
34	MP2C	X	-38.016	2.5
35	MP2C	Z	-21.948	2.5
36	MP2C	Mx	.017	2.5
37	MP3A	X	-30.966	2.5
38	MP3A	Z	-17.878	2.5
39	MP3A	Mx	-.015	2.5
40	MP3B	X	-44.667	2.5
41	MP3B	Z	-25.788	2.5
42	MP3B	Mx	.009	2.5
43	MP3C	X	-34.498	2.5
44	MP3C	Z	-19.917	2.5
45	MP3C	Mx	.015	2.5
46	MP2A	X	-85.374	1.4
47	MP2A	Z	-49.291	1.4
48	MP2A	Mx	.059	1.4
49	MP2A	X	-85.374	4.9
50	MP2A	Z	-49.291	4.9
51	MP2A	Mx	.059	4.9
52	MP2B	X	-110.352	1.4
53	MP2B	Z	-63.712	1.4
54	MP2B	Mx	.041	1.4
55	MP2B	X	-110.352	4.9
56	MP2B	Z	-63.712	4.9
57	MP2B	Mx	.041	4.9



Company :
 Designer :
 Job Number :
 Model Name :

June 28, 2021
 3:10 PM
 Checked By: _____

Member Point Loads (BLC 13 : Antenna Wo (300 Deg)) (Continued)

	Member Label	Direction	Magnitude[lb.k-ft]	Location[ft,%]
58	MP2C	X	-91.813	1.4
59	MP2C	Z	-53.008	1.4
60	MP2C	Mx	-.142	1.4
61	MP2C	X	-91.813	4.9
62	MP2C	Z	-53.008	4.9
63	MP2C	Mx	-.142	4.9
64	MP2A	X	-85.374	1.4
65	MP2A	Z	-49.291	1.4
66	MP2A	Mx	.133	1.4
67	MP2A	X	-85.374	4.9
68	MP2A	Z	-49.291	4.9
69	MP2A	Mx	.133	4.9
70	MP2B	X	-110.352	1.4
71	MP2B	Z	-63.712	1.4
72	MP2B	Mx	-.139	1.4
73	MP2B	X	-110.352	4.9
74	MP2B	Z	-63.712	4.9
75	MP2B	Mx	-.139	4.9
76	MP2C	X	-91.813	1.4
77	MP2C	Z	-53.008	1.4
78	MP2C	Mx	-.04	1.4
79	MP2C	X	-91.813	4.9
80	MP2C	Z	-53.008	4.9
81	MP2C	Mx	-.04	4.9
82	MP1C	X	-113.559	.25
83	MP1C	Z	-65.563	.25
84	MP1C	Mx	-.13	.25
85	MP1C	X	-113.559	5.08
86	MP1C	Z	-65.563	5.08
87	MP1C	Mx	-.13	5.08
88	MP4C	X	-113.559	.25
89	MP4C	Z	-65.563	.25
90	MP4C	Mx	-.13	.25
91	MP4C	X	-113.559	5.08
92	MP4C	Z	-65.563	5.08
93	MP4C	Mx	-.13	5.08
94	MP1A	X	-95.328	.25
95	MP1A	Z	-55.038	.25
96	MP1A	Mx	.123	.25
97	MP1A	X	-95.328	5.08
98	MP1A	Z	-55.038	5.08
99	MP1A	Mx	.123	5.08
100	MP1B	X	-60.99	.25
101	MP1B	Z	-35.213	.25
102	MP1B	Mx	-.031	.25
103	MP1B	X	-60.99	5.08
104	MP1B	Z	-35.213	5.08
105	MP1B	Mx	-.031	5.08
106	MP4A	X	-95.328	.25
107	MP4A	Z	-55.038	.25
108	MP4A	Mx	.123	.25
109	MP4A	X	-95.328	5.08
110	MP4A	Z	-55.038	5.08
111	MP4A	Mx	.123	5.08
112	MP4B	X	-60.99	.25
113	MP4B	Z	-35.213	.25
114	MP4B	Mx	-.031	.25



Company :
 Designer :
 Job Number :
 Model Name :

June 28, 2021
 3:10 PM
 Checked By: _____

Member Point Loads (BLC 13 : Antenna Wo (300 Deg)) (Continued)

	Member Label	Direction	Magnitude[lb.k-ft]	Location[ft.%]
115	MP4B	X	-60.99	5.08
116	MP4B	Z	-35.213	5.08
117	MP4B	Mx	-.031	5.08
118	M103	X	-78.034	1
119	M103	Z	-45.053	1
120	M103	Mx	0	1

Member Point Loads (BLC 14 : Antenna Wo (330 Deg))

	Member Label	Direction	Magnitude[lb.k-ft]	Location[ft.%]
1	MP3A	X	-29.035	2.15
2	MP3A	Z	-50.291	2.15
3	MP3A	Mx	.001	2.15
4	MP3A	X	-29.035	4.15
5	MP3A	Z	-50.291	4.15
6	MP3A	Mx	.001	4.15
7	MP3B	X	-33.617	2.15
8	MP3B	Z	-58.226	2.15
9	MP3B	Mx	.000486	2.15
10	MP3B	X	-33.617	4.15
11	MP3B	Z	-58.226	4.15
12	MP3B	Mx	.000486	4.15
13	MP3C	X	-14.035	2.15
14	MP3C	Z	-24.31	2.15
15	MP3C	Mx	-.001	2.15
16	MP3C	X	-14.035	4.15
17	MP3C	Z	-24.31	4.15
18	MP3C	Mx	-.001	4.15
19	MP2A	X	-4.976	1
20	MP2A	Z	-8.619	1
21	MP2A	Mx	-.002	1
22	MP2B	X	-5.342	1
23	MP2B	Z	-9.252	1
24	MP2B	Mx	-.000927	1
25	MP2C	X	-3.781	1
26	MP2C	Z	-6.548	1
27	MP2C	Mx	.004	1
28	MP2A	X	-24.992	2.5
29	MP2A	Z	-43.287	2.5
30	MP2A	Mx	-.012	2.5
31	MP2B	X	-26.978	2.5
32	MP2B	Z	-46.727	2.5
33	MP2B	Mx	-.005	2.5
34	MP2C	X	-18.488	2.5
35	MP2C	Z	-32.022	2.5
36	MP2C	Mx	.018	2.5
37	MP3A	X	-24.126	2.5
38	MP3A	Z	-41.788	2.5
39	MP3A	Mx	-.012	2.5
40	MP3B	X	-26.873	2.5
41	MP3B	Z	-46.546	2.5
42	MP3B	Mx	-.005	2.5
43	MP3C	X	-15.131	2.5
44	MP3C	Z	-26.208	2.5
45	MP3C	Mx	.015	2.5
46	MP2A	X	-60.682	1.4
47	MP2A	Z	-105.103	1.4



Company :
 Designer :
 Job Number :
 Model Name :

June 28, 2021
 3:10 PM
 Checked By: _____

Member Point Loads (BLC 14 : Antenna Wo (330 Deg)) (Continued)

	Member Label	Direction	Magnitude[lb.k-ft]	Location[ft,%]
48	MP2A	Mx	-.011	1.4
49	MP2A	X	-60.682	4.9
50	MP2A	Z	-105.103	4.9
51	MP2A	Mx	-.011	4.9
52	MP2B	X	-65.69	1.4
53	MP2B	Z	-113.778	1.4
54	MP2B	Mx	.123	1.4
55	MP2B	X	-65.69	4.9
56	MP2B	Z	-113.778	4.9
57	MP2B	Mx	.123	4.9
58	MP2C	X	-44.282	1.4
59	MP2C	Z	-76.699	1.4
60	MP2C	Mx	-.11	1.4
61	MP2C	X	-44.282	4.9
62	MP2C	Z	-76.699	4.9
63	MP2C	Mx	-.11	4.9
64	MP2A	X	-60.682	1.4
65	MP2A	Z	-105.103	1.4
66	MP2A	Mx	.147	1.4
67	MP2A	X	-60.682	4.9
68	MP2A	Z	-105.103	4.9
69	MP2A	Mx	.147	4.9
70	MP2B	X	-65.69	1.4
71	MP2B	Z	-113.778	1.4
72	MP2B	Mx	-.071	1.4
73	MP2B	X	-65.69	4.9
74	MP2B	Z	-113.778	4.9
75	MP2B	Mx	-.071	4.9
76	MP2C	X	-44.282	1.4
77	MP2C	Z	-76.699	1.4
78	MP2C	Mx	-.087	1.4
79	MP2C	X	-44.282	4.9
80	MP2C	Z	-76.699	4.9
81	MP2C	Mx	-.087	4.9
82	MP1C	X	-62.702	.25
83	MP1C	Z	-108.603	.25
84	MP1C	Mx	-.16	.25
85	MP1C	X	-62.702	5.08
86	MP1C	Z	-108.603	5.08
87	MP1C	Mx	-.16	5.08
88	MP4C	X	-62.702	.25
89	MP4C	Z	-108.603	.25
90	MP4C	Mx	-.16	.25
91	MP4C	X	-62.702	5.08
92	MP4C	Z	-108.603	5.08
93	MP4C	Mx	-.16	5.08
94	MP1A	X	-39.379	.25
95	MP1A	Z	-68.206	.25
96	MP1A	Mx	.051	.25
97	MP1A	X	-39.379	5.08
98	MP1A	Z	-68.206	5.08
99	MP1A	Mx	.051	5.08
100	MP1B	X	-32.493	.25
101	MP1B	Z	-56.28	.25
102	MP1B	Mx	.015	.25
103	MP1B	X	-32.493	5.08
104	MP1B	Z	-56.28	5.08

Member Point Loads (BLC 14 : Antenna Wo (330 Deg)) (Continued)

	Member Label	Direction	Magnitude[lb.k-ft]	Location[ft. %]
105	MP1B	Mx	.015	5.08
106	MP4A	X	-39.379	.25
107	MP4A	Z	-68.206	.25
108	MP4A	Mx	.051	.25
109	MP4A	X	-39.379	5.08
110	MP4A	Z	-68.206	5.08
111	MP4A	Mx	.051	5.08
112	MP4B	X	-32.493	.25
113	MP4B	Z	-56.28	.25
114	MP4B	Mx	.015	.25
115	MP4B	X	-32.493	5.08
116	MP4B	Z	-56.28	5.08
117	MP4B	Mx	.015	5.08
118	M103	X	-50.365	1
119	M103	Z	-87.235	1
120	M103	Mx	0	1

Member Point Loads (BLC 15 : Antenna Wi (0 Deg))

	Member Label	Direction	Magnitude[lb.k-ft]	Location[ft. %]
1	MP3A	X	0	2.15
2	MP3A	Z	-14.873	2.15
3	MP3A	Mx	0	2.15
4	MP3A	X	0	4.15
5	MP3A	Z	-14.873	4.15
6	MP3A	Mx	0	4.15
7	MP3B	X	0	2.15
8	MP3B	Z	-11.344	2.15
9	MP3B	Mx	.000304	2.15
10	MP3B	X	0	4.15
11	MP3B	Z	-11.344	4.15
12	MP3B	Mx	.000304	4.15
13	MP3C	X	0	2.15
14	MP3C	Z	-7.331	2.15
15	MP3C	Mx	-.000287	2.15
16	MP3C	X	0	4.15
17	MP3C	Z	-7.331	4.15
18	MP3C	Mx	-.000287	4.15
19	MP2A	X	0	1
20	MP2A	Z	-3.038	1
21	MP2A	Mx	0	1
22	MP2B	X	0	1
23	MP2B	Z	-2.724	1
24	MP2B	Mx	-.000875	1
25	MP2C	X	0	1
26	MP2C	Z	-2.368	1
27	MP2C	Mx	.001	1
28	MP2A	X	0	2.5
29	MP2A	Z	-12.531	2.5
30	MP2A	Mx	0	2.5
31	MP2B	X	0	2.5
32	MP2B	Z	-10.954	2.5
33	MP2B	Mx	-.004	2.5
34	MP2C	X	0	2.5
35	MP2C	Z	-9.161	2.5
36	MP2C	Mx	.004	2.5
37	MP3A	X	0	2.5

Member Point Loads (BLC 15 : Antenna Wi (0 Deg)) (Continued)

	Member Label	Direction	Magnitude[lb.k-ft]	Location[ft,%]
38	MP3A	Z	-12.531	2.5
39	MP3A	Mx	0	2.5
40	MP3B	X	0	2.5
41	MP3B	Z	-10.355	2.5
42	MP3B	Mx	-.003	2.5
43	MP3C	X	0	2.5
44	MP3C	Z	-7.88	2.5
45	MP3C	Mx	.004	2.5
46	MP2A	X	0	1.4
47	MP2A	Z	-27.969	1.4
48	MP2A	Mx	-.021	1.4
49	MP2A	X	0	4.9
50	MP2A	Z	-27.969	4.9
51	MP2A	Mx	-.021	4.9
52	MP2B	X	0	1.4
53	MP2B	Z	-24.294	1.4
54	MP2B	Mx	.032	1.4
55	MP2B	X	0	4.9
56	MP2B	Z	-24.294	4.9
57	MP2B	Mx	.032	4.9
58	MP2C	X	0	1.4
59	MP2C	Z	-20.115	1.4
60	MP2C	Mx	-.016	1.4
61	MP2C	X	0	4.9
62	MP2C	Z	-20.115	4.9
63	MP2C	Mx	-.016	4.9
64	MP2A	X	0	1.4
65	MP2A	Z	-27.969	1.4
66	MP2A	Mx	.021	1.4
67	MP2A	X	0	4.9
68	MP2A	Z	-27.969	4.9
69	MP2A	Mx	.021	4.9
70	MP2B	X	0	1.4
71	MP2B	Z	-24.294	1.4
72	MP2B	Mx	.004	1.4
73	MP2B	X	0	4.9
74	MP2B	Z	-24.294	4.9
75	MP2B	Mx	.004	4.9
76	MP2C	X	0	1.4
77	MP2C	Z	-20.115	1.4
78	MP2C	Mx	-.026	1.4
79	MP2C	X	0	4.9
80	MP2C	Z	-20.115	4.9
81	MP2C	Mx	-.026	4.9
82	MP1C	X	0	.25
83	MP1C	Z	-26.744	.25
84	MP1C	Mx	-.032	.25
85	MP1C	X	0	5.08
86	MP1C	Z	-26.744	5.08
87	MP1C	Mx	-.032	5.08
88	MP4C	X	0	.25
89	MP4C	Z	-26.744	.25
90	MP4C	Mx	-.032	.25
91	MP4C	X	0	5.08
92	MP4C	Z	-26.744	5.08
93	MP4C	Mx	-.032	5.08
94	MP1A	X	0	.25



Company :
 Designer :
 Job Number :
 Model Name :

June 28, 2021
 3:10 PM
 Checked By: _____

Member Point Loads (BLC 15 : Antenna Wi (0 Deg)) (Continued)

	Member Label	Direction	Magnitude[lb.k-ft]	Location[ft.%]
95	MP1A	Z	-14.231	.25
96	MP1A	Mx	0	.25
97	MP1A	X	0	5.08
98	MP1A	Z	-14.231	5.08
99	MP1A	Mx	0	5.08
100	MP1B	X	0	.25
101	MP1B	Z	-19.323	.25
102	MP1B	Mx	.016	.25
103	MP1B	X	0	5.08
104	MP1B	Z	-19.323	5.08
105	MP1B	Mx	.016	5.08
106	MP4A	X	0	.25
107	MP4A	Z	-14.231	.25
108	MP4A	Mx	0	.25
109	MP4A	X	0	5.08
110	MP4A	Z	-14.231	5.08
111	MP4A	Mx	0	5.08
112	MP4B	X	0	.25
113	MP4B	Z	-19.323	.25
114	MP4B	Mx	.016	.25
115	MP4B	X	0	5.08
116	MP4B	Z	-19.323	5.08
117	MP4B	Mx	.016	5.08
118	M103	X	0	1
119	M103	Z	-24.811	1
120	M103	Mx	0	1

Member Point Loads (BLC 16 : Antenna Wi (30 Deg))

	Member Label	Direction	Magnitude[lb.k-ft]	Location[ft.%]
1	MP3A	X	6.369	2.15
2	MP3A	Z	-11.031	2.15
3	MP3A	Mx	-.000265	2.15
4	MP3A	X	6.369	4.15
5	MP3A	Z	-11.031	4.15
6	MP3A	Mx	-.000265	4.15
7	MP3B	X	3.666	2.15
8	MP3B	Z	-6.349	2.15
9	MP3B	Mx	.000287	2.15
10	MP3B	X	3.666	4.15
11	MP3B	Z	-6.349	4.15
12	MP3B	Mx	.000287	4.15
13	MP3C	X	5.672	2.15
14	MP3C	Z	-9.824	2.15
15	MP3C	Mx	-.000304	2.15
16	MP3C	X	5.672	4.15
17	MP3C	Z	-9.824	4.15
18	MP3C	Mx	-.000304	4.15
19	MP2A	X	1.424	1
20	MP2A	Z	-2.467	1
21	MP2A	Mx	.000712	1
22	MP2B	X	1.184	1
23	MP2B	Z	-2.05	1
24	MP2B	Mx	-.001	1
25	MP2C	X	1.362	1
26	MP2C	Z	-2.359	1
27	MP2C	Mx	.000875	1



Company :
 Designer :
 Job Number :
 Model Name :

June 28, 2021
 3:10 PM
 Checked By: _____

Member Point Loads (BLC 16 : Antenna Wi (30 Deg)) (Continued)

	Member Label	Direction	Magnitude[lb.k-ft]	Location[ft,%]
28	MP2A	X	5.788	2.5
29	MP2A	Z	-10.026	2.5
30	MP2A	Mx	.003	2.5
31	MP2B	X	4.58	2.5
32	MP2B	Z	-7.934	2.5
33	MP2B	Mx	-.004	2.5
34	MP2C	X	5.477	2.5
35	MP2C	Z	-9.487	2.5
36	MP2C	Mx	.004	2.5
37	MP3A	X	5.607	2.5
38	MP3A	Z	-9.712	2.5
39	MP3A	Mx	.003	2.5
40	MP3B	X	3.94	2.5
41	MP3B	Z	-6.824	2.5
42	MP3B	Mx	-.004	2.5
43	MP3C	X	5.177	2.5
44	MP3C	Z	-8.968	2.5
45	MP3C	Mx	.003	2.5
46	MP2A	X	12.873	1.4
47	MP2A	Z	-22.296	1.4
48	MP2A	Mx	-.031	1.4
49	MP2A	X	12.873	4.9
50	MP2A	Z	-22.296	4.9
51	MP2A	Mx	-.031	4.9
52	MP2B	X	10.058	1.4
53	MP2B	Z	-17.42	1.4
54	MP2B	Mx	.026	1.4
55	MP2B	X	10.058	4.9
56	MP2B	Z	-17.42	4.9
57	MP2B	Mx	.026	4.9
58	MP2C	X	12.147	1.4
59	MP2C	Z	-21.039	1.4
60	MP2C	Mx	-.004	1.4
61	MP2C	X	12.147	4.9
62	MP2C	Z	-21.039	4.9
63	MP2C	Mx	-.004	4.9
64	MP2A	X	12.873	1.4
65	MP2A	Z	-22.296	1.4
66	MP2A	Mx	.002	1.4
67	MP2A	X	12.873	4.9
68	MP2A	Z	-22.296	4.9
69	MP2A	Mx	.002	4.9
70	MP2B	X	10.058	1.4
71	MP2B	Z	-17.42	1.4
72	MP2B	Mx	.016	1.4
73	MP2B	X	10.058	4.9
74	MP2B	Z	-17.42	4.9
75	MP2B	Mx	.016	4.9
76	MP2C	X	12.147	1.4
77	MP2C	Z	-21.039	1.4
78	MP2C	Mx	-.032	1.4
79	MP2C	X	12.147	4.9
80	MP2C	Z	-21.039	4.9
81	MP2C	Mx	-.032	4.9
82	MP1C	X	14.064	.25
83	MP1C	Z	-24.36	.25
84	MP1C	Mx	-.023	.25

Member Point Loads (BLC 16 : Antenna Wi (30 Deg)) (Continued)

	Member Label	Direction	Magnitude[lb.k-ft]	Location[ft. %]
85	MP1C	X	14.064	5.08
86	MP1C	Z	-24.36	5.08
87	MP1C	Mx	-.023	5.08
88	MP4C	X	14.064	.25
89	MP4C	Z	-24.36	.25
90	MP4C	Mx	-.023	.25
91	MP4C	X	14.064	5.08
92	MP4C	Z	-24.36	5.08
93	MP4C	Mx	-.023	5.08
94	MP1A	X	8.656	.25
95	MP1A	Z	-14.992	.25
96	MP1A	Mx	-.011	.25
97	MP1A	X	8.656	5.08
98	MP1A	Z	-14.992	5.08
99	MP1A	Mx	-.011	5.08
100	MP1B	X	12.556	.25
101	MP1B	Z	-21.748	.25
102	MP1B	Mx	.03	.25
103	MP1B	X	12.556	5.08
104	MP1B	Z	-21.748	5.08
105	MP1B	Mx	.03	5.08
106	MP4A	X	8.656	.25
107	MP4A	Z	-14.992	.25
108	MP4A	Mx	-.011	.25
109	MP4A	X	8.656	5.08
110	MP4A	Z	-14.992	5.08
111	MP4A	Mx	-.011	5.08
112	MP4B	X	12.556	.25
113	MP4B	Z	-21.748	.25
114	MP4B	Mx	.03	.25
115	MP4B	X	12.556	5.08
116	MP4B	Z	-21.748	5.08
117	MP4B	Mx	.03	5.08
118	M103	X	12.647	1
119	M103	Z	-21.905	1
120	M103	Mx	0	1

Member Point Loads (BLC 17 : Antenna Wi (60 Deg))

	Member Label	Direction	Magnitude[lb.k-ft]	Location[ft. %]
1	MP3A	X	7.333	2.15
2	MP3A	Z	-4.234	2.15
3	MP3A	Mx	-.000306	2.15
4	MP3A	X	7.333	4.15
5	MP3A	Z	-4.234	4.15
6	MP3A	Mx	-.000306	4.15
7	MP3B	X	5.707	2.15
8	MP3B	Z	-3.295	2.15
9	MP3B	Mx	.00027	2.15
10	MP3B	X	5.707	4.15
11	MP3B	Z	-3.295	4.15
12	MP3B	Mx	.00027	4.15
13	MP3C	X	12.658	2.15
14	MP3C	Z	-7.308	2.15
15	MP3C	Mx	-.000106	2.15
16	MP3C	X	12.658	4.15
17	MP3C	Z	-7.308	4.15



Company :
 Designer :
 Job Number :
 Model Name :

June 28, 2021
 3:10 PM
 Checked By: _____

Member Point Loads (BLC 17 : Antenna Wi (60 Deg)) (Continued)

	Member Label	Direction	Magnitude[lb.k-ft]	Location[ft,%]
18	MP3C	Mx	-0.00106	4.15
19	MP2A	X	2.138	1
20	MP2A	Z	-1.234	1
21	MP2A	Mx	.001	1
22	MP2B	X	1.993	1
23	MP2B	Z	-1.151	1
24	MP2B	Mx	-.001	1
25	MP2C	X	2.611	1
26	MP2C	Z	-1.508	1
27	MP2C	Mx	.000262	1
28	MP2A	X	8.373	2.5
29	MP2A	Z	-4.834	2.5
30	MP2A	Mx	.004	2.5
31	MP2B	X	7.647	2.5
32	MP2B	Z	-4.415	2.5
33	MP2B	Mx	-.004	2.5
34	MP2C	X	10.753	2.5
35	MP2C	Z	-6.208	2.5
36	MP2C	Mx	.001	2.5
37	MP3A	X	7.431	2.5
38	MP3A	Z	-4.29	2.5
39	MP3A	Mx	.004	2.5
40	MP3B	X	6.428	2.5
41	MP3B	Z	-3.711	2.5
42	MP3B	Mx	-.004	2.5
43	MP3C	X	10.715	2.5
44	MP3C	Z	-6.186	2.5
45	MP3C	Mx	.001	2.5
46	MP2A	X	18.445	1.4
47	MP2A	Z	-10.649	1.4
48	MP2A	Mx	-.029	1.4
49	MP2A	X	18.445	4.9
50	MP2A	Z	-10.649	4.9
51	MP2A	Mx	-.029	4.9
52	MP2B	X	16.751	1.4
53	MP2B	Z	-9.671	1.4
54	MP2B	Mx	.019	1.4
55	MP2B	X	16.751	4.9
56	MP2B	Z	-9.671	4.9
57	MP2B	Mx	.019	4.9
58	MP2C	X	23.989	1.4
59	MP2C	Z	-13.85	1.4
60	MP2C	Mx	.015	1.4
61	MP2C	X	23.989	4.9
62	MP2C	Z	-13.85	4.9
63	MP2C	Mx	.015	4.9
64	MP2A	X	18.445	1.4
65	MP2A	Z	-10.649	1.4
66	MP2A	Mx	-.013	1.4
67	MP2A	X	18.445	4.9
68	MP2A	Z	-10.649	4.9
69	MP2A	Mx	-.013	4.9
70	MP2B	X	16.751	1.4
71	MP2B	Z	-9.671	1.4
72	MP2B	Mx	.024	1.4
73	MP2B	X	16.751	4.9
74	MP2B	Z	-9.671	4.9

Member Point Loads (BLC 17 : Antenna Wi (60 Deg)) (Continued)

	Member Label	Direction	Magnitude[lb.k-ft]	Location[ft. %]
75	MP2B	Mx	.024	4.9
76	MP2C	X	23.989	1.4
77	MP2C	Z	-13.85	1.4
78	MP2C	Mx	-.026	1.4
79	MP2C	X	23.989	4.9
80	MP2C	Z	-13.85	4.9
81	MP2C	Mx	-.026	4.9
82	MP1C	X	25.337	.25
83	MP1C	Z	-14.629	.25
84	MP1C	Mx	-.007	.25
85	MP1C	X	25.337	5.08
86	MP1C	Z	-14.629	5.08
87	MP1C	Mx	-.007	5.08
88	MP4C	X	25.337	.25
89	MP4C	Z	-14.629	.25
90	MP4C	Mx	-.007	.25
91	MP4C	X	25.337	5.08
92	MP4C	Z	-14.629	5.08
93	MP4C	Mx	-.007	5.08
94	MP1A	X	20.329	.25
95	MP1A	Z	-11.737	.25
96	MP1A	Mx	-.026	.25
97	MP1A	X	20.329	5.08
98	MP1A	Z	-11.737	5.08
99	MP1A	Mx	-.026	5.08
100	MP1B	X	22.675	.25
101	MP1B	Z	-13.091	.25
102	MP1B	Mx	.033	.25
103	MP1B	X	22.675	5.08
104	MP1B	Z	-13.091	5.08
105	MP1B	Mx	.033	5.08
106	MP4A	X	20.329	.25
107	MP4A	Z	-11.737	.25
108	MP4A	Mx	-.026	.25
109	MP4A	X	20.329	5.08
110	MP4A	Z	-11.737	5.08
111	MP4A	Mx	-.026	5.08
112	MP4B	X	22.675	.25
113	MP4B	Z	-13.091	.25
114	MP4B	Mx	.033	.25
115	MP4B	X	22.675	5.08
116	MP4B	Z	-13.091	5.08
117	MP4B	Mx	.033	5.08
118	M103	X	20.062	1
119	M103	Z	-11.583	1
120	M103	Mx	0	1

Member Point Loads (BLC 18 : Antenna Wi (90 Deg))

	Member Label	Direction	Magnitude[lb.k-ft]	Location[ft. %]
1	MP3A	X	6.332	2.15
2	MP3A	Z	0	2.15
3	MP3A	Mx	-.000264	2.15
4	MP3A	X	6.332	4.15
5	MP3A	Z	0	4.15
6	MP3A	Mx	-.000264	4.15
7	MP3B	X	9.861	2.15



Company :
 Designer :
 Job Number :
 Model Name :

June 28, 2021
 3:10 PM
 Checked By: _____

Member Point Loads (BLC 18 : Antenna Wi (90 Deg)) (Continued)

	Member Label	Direction	Magnitude[lb.k-ft]	Location[ft,%]
8	MP3B	Z	0	2.15
9	MP3B	Mx	.000315	2.15
10	MP3B	X	9.861	4.15
11	MP3B	Z	0	4.15
12	MP3B	Mx	.000315	4.15
13	MP3C	X	13.874	2.15
14	MP3C	Z	0	2.15
15	MP3C	Mx	.000198	2.15
16	MP3C	X	13.874	4.15
17	MP3C	Z	0	4.15
18	MP3C	Mx	.000198	4.15
19	MP2A	X	2.279	1
20	MP2A	Z	0	1
21	MP2A	Mx	.001	1
22	MP2B	X	2.593	1
23	MP2B	Z	0	1
24	MP2B	Mx	-.000993	1
25	MP2C	X	2.949	1
26	MP2C	Z	0	1
27	MP2C	Mx	-.000504	1
28	MP2A	X	8.714	2.5
29	MP2A	Z	0	2.5
30	MP2A	Mx	.004	2.5
31	MP2B	X	10.291	2.5
32	MP2B	Z	0	2.5
33	MP2B	Mx	-.004	2.5
34	MP2C	X	12.085	2.5
35	MP2C	Z	0	2.5
36	MP2C	Mx	-.002	2.5
37	MP3A	X	7.264	2.5
38	MP3A	Z	0	2.5
39	MP3A	Mx	.004	2.5
40	MP3B	X	9.44	2.5
41	MP3B	Z	0	2.5
42	MP3B	Mx	-.004	2.5
43	MP3C	X	11.915	2.5
44	MP3C	Z	0	2.5
45	MP3C	Mx	-.002	2.5
46	MP2A	X	19.075	1.4
47	MP2A	Z	0	1.4
48	MP2A	Mx	-.021	1.4
49	MP2A	X	19.075	4.9
50	MP2A	Z	0	4.9
51	MP2A	Mx	-.021	4.9
52	MP2B	X	22.749	1.4
53	MP2B	Z	0	1.4
54	MP2B	Mx	.009	1.4
55	MP2B	X	22.749	4.9
56	MP2B	Z	0	4.9
57	MP2B	Mx	.009	4.9
58	MP2C	X	26.928	1.4
59	MP2C	Z	0	1.4
60	MP2C	Mx	.029	1.4
61	MP2C	X	26.928	4.9
62	MP2C	Z	0	4.9
63	MP2C	Mx	.029	4.9
64	MP2A	X	19.075	1.4

Member Point Loads (BLC 18 : Antenna Wi (90 Deg)) (Continued)

	Member Label	Direction	Magnitude[lb.k-ft]	Location[ft. %]
65	MP2A	Z	0	1.4
66	MP2A	Mx	-.021	1.4
67	MP2A	X	19.075	4.9
68	MP2A	Z	0	4.9
69	MP2A	Mx	-.021	4.9
70	MP2B	X	22.749	1.4
71	MP2B	Z	0	1.4
72	MP2B	Mx	.031	1.4
73	MP2B	X	22.749	4.9
74	MP2B	Z	0	4.9
75	MP2B	Mx	.031	4.9
76	MP2C	X	26.928	1.4
77	MP2C	Z	0	1.4
78	MP2C	Mx	-.009	1.4
79	MP2C	X	26.928	4.9
80	MP2C	Z	0	4.9
81	MP2C	Mx	-.009	4.9
82	MP1C	X	29.001	.25
83	MP1C	Z	0	.25
84	MP1C	Mx	.013	.25
85	MP1C	X	29.001	5.08
86	MP1C	Z	0	5.08
87	MP1C	Mx	.013	5.08
88	MP4C	X	29.001	.25
89	MP4C	Z	0	.25
90	MP4C	Mx	.013	.25
91	MP4C	X	29.001	5.08
92	MP4C	Z	0	5.08
93	MP4C	Mx	.013	5.08
94	MP1A	X	26.554	.25
95	MP1A	Z	0	.25
96	MP1A	Mx	-.034	.25
97	MP1A	X	26.554	5.08
98	MP1A	Z	0	5.08
99	MP1A	Mx	-.034	5.08
100	MP1B	X	21.463	.25
101	MP1B	Z	0	.25
102	MP1B	Mx	.021	.25
103	MP1B	X	21.463	5.08
104	MP1B	Z	0	5.08
105	MP1B	Mx	.021	5.08
106	MP4A	X	26.554	.25
107	MP4A	Z	0	.25
108	MP4A	Mx	-.034	.25
109	MP4A	X	26.554	5.08
110	MP4A	Z	0	5.08
111	MP4A	Mx	-.034	5.08
112	MP4B	X	21.463	.25
113	MP4B	Z	0	.25
114	MP4B	Mx	.021	.25
115	MP4B	X	21.463	5.08
116	MP4B	Z	0	5.08
117	MP4B	Mx	.021	5.08
118	M103	X	20.556	1
119	M103	Z	0	1
120	M103	Mx	0	1



Company :
 Designer :
 Job Number :
 Model Name :

June 28, 2021
 3:10 PM
 Checked By: _____

Member Point Loads (BLC 19 : Antenna Wi (120 Deg))

	Member Label	Direction	Magnitude[lb.k-ft]	Location[ft.%]
1	MP3A	X	7.333	2.15
2	MP3A	Z	4.234	2.15
3	MP3A	Mx	-.000306	2.15
4	MP3A	X	7.333	4.15
5	MP3A	Z	4.234	4.15
6	MP3A	Mx	-.000306	4.15
7	MP3B	X	12.015	2.15
8	MP3B	Z	6.937	2.15
9	MP3B	Mx	.000198	2.15
10	MP3B	X	12.015	4.15
11	MP3B	Z	6.937	4.15
12	MP3B	Mx	.000198	4.15
13	MP3C	X	8.54	2.15
14	MP3C	Z	4.931	2.15
15	MP3C	Mx	.000315	2.15
16	MP3C	X	8.54	4.15
17	MP3C	Z	4.931	4.15
18	MP3C	Mx	.000315	4.15
19	MP2A	X	2.138	1
20	MP2A	Z	1.234	1
21	MP2A	Mx	.001	1
22	MP2B	X	2.554	1
23	MP2B	Z	1.475	1
24	MP2B	Mx	-.000504	1
25	MP2C	X	2.245	1
26	MP2C	Z	1.296	1
27	MP2C	Mx	-.000993	1
28	MP2A	X	8.373	2.5
29	MP2A	Z	4.834	2.5
30	MP2A	Mx	.004	2.5
31	MP2B	X	10.466	2.5
32	MP2B	Z	6.042	2.5
33	MP2B	Mx	-.002	2.5
34	MP2C	X	8.913	2.5
35	MP2C	Z	5.146	2.5
36	MP2C	Mx	-.004	2.5
37	MP3A	X	7.431	2.5
38	MP3A	Z	4.29	2.5
39	MP3A	Mx	.004	2.5
40	MP3B	X	10.319	2.5
41	MP3B	Z	5.957	2.5
42	MP3B	Mx	-.002	2.5
43	MP3C	X	8.176	2.5
44	MP3C	Z	4.72	2.5
45	MP3C	Mx	-.004	2.5
46	MP2A	X	18.445	1.4
47	MP2A	Z	10.649	1.4
48	MP2A	Mx	-.013	1.4
49	MP2A	X	18.445	4.9
50	MP2A	Z	10.649	4.9
51	MP2A	Mx	-.013	4.9
52	MP2B	X	23.321	1.4
53	MP2B	Z	13.464	1.4
54	MP2B	Mx	-.009	1.4
55	MP2B	X	23.321	4.9
56	MP2B	Z	13.464	4.9
57	MP2B	Mx	-.009	4.9



Company :
 Designer :
 Job Number :
 Model Name :

June 28, 2021
 3:10 PM
 Checked By: _____

Member Point Loads (BLC 19 : Antenna Wi (120 Deg)) (Continued)

	Member Label	Direction	Magnitude[lb.k-ft]	Location[ft,%]
58	MP2C	X	19.702	1.4
59	MP2C	Z	11.375	1.4
60	MP2C	Mx	.031	1.4
61	MP2C	X	19.702	4.9
62	MP2C	Z	11.375	4.9
63	MP2C	Mx	.031	4.9
64	MP2A	X	18.445	1.4
65	MP2A	Z	10.649	1.4
66	MP2A	Mx	-.029	1.4
67	MP2A	X	18.445	4.9
68	MP2A	Z	10.649	4.9
69	MP2A	Mx	-.029	4.9
70	MP2B	X	23.321	1.4
71	MP2B	Z	13.464	1.4
72	MP2B	Mx	.029	1.4
73	MP2B	X	23.321	4.9
74	MP2B	Z	13.464	4.9
75	MP2B	Mx	.029	4.9
76	MP2C	X	19.702	1.4
77	MP2C	Z	11.375	1.4
78	MP2C	Mx	.009	1.4
79	MP2C	X	19.702	4.9
80	MP2C	Z	11.375	4.9
81	MP2C	Mx	.009	4.9
82	MP1C	X	23.917	.25
83	MP1C	Z	13.808	.25
84	MP1C	Mx	.027	.25
85	MP1C	X	23.917	5.08
86	MP1C	Z	13.808	5.08
87	MP1C	Mx	.027	5.08
88	MP4C	X	23.917	.25
89	MP4C	Z	13.808	.25
90	MP4C	Mx	.027	.25
91	MP4C	X	23.917	5.08
92	MP4C	Z	13.808	5.08
93	MP4C	Mx	.027	5.08
94	MP1A	X	20.329	.25
95	MP1A	Z	11.737	.25
96	MP1A	Mx	-.026	.25
97	MP1A	X	20.329	5.08
98	MP1A	Z	11.737	5.08
99	MP1A	Mx	-.026	5.08
100	MP1B	X	13.573	.25
101	MP1B	Z	7.836	.25
102	MP1B	Mx	.007	.25
103	MP1B	X	13.573	5.08
104	MP1B	Z	7.836	5.08
105	MP1B	Mx	.007	5.08
106	MP4A	X	20.329	.25
107	MP4A	Z	11.737	.25
108	MP4A	Mx	-.026	.25
109	MP4A	X	20.329	5.08
110	MP4A	Z	11.737	5.08
111	MP4A	Mx	-.026	5.08
112	MP4B	X	13.573	.25
113	MP4B	Z	7.836	.25
114	MP4B	Mx	.007	.25



Company :
 Designer :
 Job Number :
 Model Name :

June 28, 2021
 3:10 PM
 Checked By: _____

Member Point Loads (BLC 19 : Antenna Wi (120 Deg)) (Continued)

	Member Label	Direction	Magnitude[lb.k-ft]	Location[ft. %]
115	MP4B	X	13.573	5.08
116	MP4B	Z	7.836	5.08
117	MP4B	Mx	.007	5.08
118	M103	X	17.384	1
119	M103	Z	10.037	1
120	M103	Mx	0	1

Member Point Loads (BLC 20 : Antenna Wi (150 Deg))

	Member Label	Direction	Magnitude[lb.k-ft]	Location[ft. %]
1	MP3A	X	6.369	2.15
2	MP3A	Z	11.031	2.15
3	MP3A	Mx	-.000265	2.15
4	MP3A	X	6.369	4.15
5	MP3A	Z	11.031	4.15
6	MP3A	Mx	-.000265	4.15
7	MP3B	X	7.308	2.15
8	MP3B	Z	12.658	2.15
9	MP3B	Mx	-.000106	2.15
10	MP3B	X	7.308	4.15
11	MP3B	Z	12.658	4.15
12	MP3B	Mx	-.000106	4.15
13	MP3C	X	3.295	2.15
14	MP3C	Z	5.707	2.15
15	MP3C	Mx	.00027	2.15
16	MP3C	X	3.295	4.15
17	MP3C	Z	5.707	4.15
18	MP3C	Mx	.00027	4.15
19	MP2A	X	1.424	1
20	MP2A	Z	2.467	1
21	MP2A	Mx	.000712	1
22	MP2B	X	1.508	1
23	MP2B	Z	2.611	1
24	MP2B	Mx	.000262	1
25	MP2C	X	1.151	1
26	MP2C	Z	1.993	1
27	MP2C	Mx	-.001	1
28	MP2A	X	5.788	2.5
29	MP2A	Z	10.026	2.5
30	MP2A	Mx	.003	2.5
31	MP2B	X	6.208	2.5
32	MP2B	Z	10.753	2.5
33	MP2B	Mx	.001	2.5
34	MP2C	X	4.415	2.5
35	MP2C	Z	7.647	2.5
36	MP2C	Mx	-.004	2.5
37	MP3A	X	5.607	2.5
38	MP3A	Z	9.712	2.5
39	MP3A	Mx	.003	2.5
40	MP3B	X	6.186	2.5
41	MP3B	Z	10.715	2.5
42	MP3B	Mx	.001	2.5
43	MP3C	X	3.711	2.5
44	MP3C	Z	6.428	2.5
45	MP3C	Mx	-.004	2.5
46	MP2A	X	12.873	1.4
47	MP2A	Z	22.296	1.4



Company :
 Designer :
 Job Number :
 Model Name :

June 28, 2021
 3:10 PM
 Checked By: _____

Member Point Loads (BLC 20 : Antenna Wi (150 Deg)) (Continued)

	Member Label	Direction	Magnitude[lb.k-ft]	Location[ft,%]
48	MP2A	Mx	.002	1.4
49	MP2A	X	12.873	4.9
50	MP2A	Z	22.296	4.9
51	MP2A	Mx	.002	4.9
52	MP2B	X	13.85	1.4
53	MP2B	Z	23.989	1.4
54	MP2B	Mx	-.026	1.4
55	MP2B	X	13.85	4.9
56	MP2B	Z	23.989	4.9
57	MP2B	Mx	-.026	4.9
58	MP2C	X	9.671	1.4
59	MP2C	Z	16.751	1.4
60	MP2C	Mx	.024	1.4
61	MP2C	X	9.671	4.9
62	MP2C	Z	16.751	4.9
63	MP2C	Mx	.024	4.9
64	MP2A	X	12.873	1.4
65	MP2A	Z	22.296	1.4
66	MP2A	Mx	-.031	1.4
67	MP2A	X	12.873	4.9
68	MP2A	Z	22.296	4.9
69	MP2A	Mx	-.031	4.9
70	MP2B	X	13.85	1.4
71	MP2B	Z	23.989	1.4
72	MP2B	Mx	.015	1.4
73	MP2B	X	13.85	4.9
74	MP2B	Z	23.989	4.9
75	MP2B	Mx	.015	4.9
76	MP2C	X	9.671	1.4
77	MP2C	Z	16.751	1.4
78	MP2C	Mx	.019	1.4
79	MP2C	X	9.671	4.9
80	MP2C	Z	16.751	4.9
81	MP2C	Mx	.019	4.9
82	MP1C	X	13.244	.25
83	MP1C	Z	22.939	.25
84	MP1C	Mx	.034	.25
85	MP1C	X	13.244	5.08
86	MP1C	Z	22.939	5.08
87	MP1C	Mx	.034	5.08
88	MP4C	X	13.244	.25
89	MP4C	Z	22.939	.25
90	MP4C	Mx	.034	.25
91	MP4C	X	13.244	5.08
92	MP4C	Z	22.939	5.08
93	MP4C	Mx	.034	5.08
94	MP1A	X	8.656	.25
95	MP1A	Z	14.992	.25
96	MP1A	Mx	-.011	.25
97	MP1A	X	8.656	5.08
98	MP1A	Z	14.992	5.08
99	MP1A	Mx	-.011	5.08
100	MP1B	X	7.301	.25
101	MP1B	Z	12.646	.25
102	MP1B	Mx	-.003	.25
103	MP1B	X	7.301	5.08
104	MP1B	Z	12.646	5.08

Member Point Loads (BLC 20 : Antenna Wi (150 Deg)) (Continued)

	Member Label	Direction	Magnitude[lb.k-ft]	Location[ft. %]
105	MP1B	Mx	- .003	5.08
106	MP4A	X	8.656	.25
107	MP4A	Z	14.992	.25
108	MP4A	Mx	-.011	.25
109	MP4A	X	8.656	5.08
110	MP4A	Z	14.992	5.08
111	MP4A	Mx	-.011	5.08
112	MP4B	X	7.301	.25
113	MP4B	Z	12.646	.25
114	MP4B	Mx	-.003	.25
115	MP4B	X	7.301	5.08
116	MP4B	Z	12.646	5.08
117	MP4B	Mx	-.003	5.08
118	M103	X	11.101	1
119	M103	Z	19.227	1
120	M103	Mx	0	1

Member Point Loads (BLC 21 : Antenna Wi (180 Deg))

	Member Label	Direction	Magnitude[lb.k-ft]	Location[ft. %]
1	MP3A	X	0	2.15
2	MP3A	Z	14.873	2.15
3	MP3A	Mx	0	2.15
4	MP3A	X	0	4.15
5	MP3A	Z	14.873	4.15
6	MP3A	Mx	0	4.15
7	MP3B	X	0	2.15
8	MP3B	Z	11.344	2.15
9	MP3B	Mx	-.000304	2.15
10	MP3B	X	0	4.15
11	MP3B	Z	11.344	4.15
12	MP3B	Mx	-.000304	4.15
13	MP3C	X	0	2.15
14	MP3C	Z	7.331	2.15
15	MP3C	Mx	.000287	2.15
16	MP3C	X	0	4.15
17	MP3C	Z	7.331	4.15
18	MP3C	Mx	.000287	4.15
19	MP2A	X	0	1
20	MP2A	Z	3.038	1
21	MP2A	Mx	0	1
22	MP2B	X	0	1
23	MP2B	Z	2.724	1
24	MP2B	Mx	.000875	1
25	MP2C	X	0	1
26	MP2C	Z	2.368	1
27	MP2C	Mx	-.001	1
28	MP2A	X	0	2.5
29	MP2A	Z	12.531	2.5
30	MP2A	Mx	0	2.5
31	MP2B	X	0	2.5
32	MP2B	Z	10.954	2.5
33	MP2B	Mx	.004	2.5
34	MP2C	X	0	2.5
35	MP2C	Z	9.161	2.5
36	MP2C	Mx	-.004	2.5
37	MP3A	X	0	2.5



Company :
 Designer :
 Job Number :
 Model Name :

June 28, 2021
 3:10 PM
 Checked By: _____

Member Point Loads (BLC 21 : Antenna Wi (180 Deg)) (Continued)

	Member Label	Direction	Magnitude[lb.k-ft]	Location[ft,%]
38	MP3A	Z	12.531	2.5
39	MP3A	Mx	0	2.5
40	MP3B	X	0	2.5
41	MP3B	Z	10.355	2.5
42	MP3B	Mx	.003	2.5
43	MP3C	X	0	2.5
44	MP3C	Z	7.88	2.5
45	MP3C	Mx	-.004	2.5
46	MP2A	X	0	1.4
47	MP2A	Z	27.969	1.4
48	MP2A	Mx	.021	1.4
49	MP2A	X	0	4.9
50	MP2A	Z	27.969	4.9
51	MP2A	Mx	.021	4.9
52	MP2B	X	0	1.4
53	MP2B	Z	24.294	1.4
54	MP2B	Mx	-.032	1.4
55	MP2B	X	0	4.9
56	MP2B	Z	24.294	4.9
57	MP2B	Mx	-.032	4.9
58	MP2C	X	0	1.4
59	MP2C	Z	20.115	1.4
60	MP2C	Mx	.016	1.4
61	MP2C	X	0	4.9
62	MP2C	Z	20.115	4.9
63	MP2C	Mx	.016	4.9
64	MP2A	X	0	1.4
65	MP2A	Z	27.969	1.4
66	MP2A	Mx	-.021	1.4
67	MP2A	X	0	4.9
68	MP2A	Z	27.969	4.9
69	MP2A	Mx	-.021	4.9
70	MP2B	X	0	1.4
71	MP2B	Z	24.294	1.4
72	MP2B	Mx	-.004	1.4
73	MP2B	X	0	4.9
74	MP2B	Z	24.294	4.9
75	MP2B	Mx	-.004	4.9
76	MP2C	X	0	1.4
77	MP2C	Z	20.115	1.4
78	MP2C	Mx	.026	1.4
79	MP2C	X	0	4.9
80	MP2C	Z	20.115	4.9
81	MP2C	Mx	.026	4.9
82	MP1C	X	0	.25
83	MP1C	Z	26.744	.25
84	MP1C	Mx	.032	.25
85	MP1C	X	0	5.08
86	MP1C	Z	26.744	5.08
87	MP1C	Mx	.032	5.08
88	MP4C	X	0	.25
89	MP4C	Z	26.744	.25
90	MP4C	Mx	.032	.25
91	MP4C	X	0	5.08
92	MP4C	Z	26.744	5.08
93	MP4C	Mx	.032	5.08
94	MP1A	X	0	.25

Member Point Loads (BLC 21 : Antenna Wi (180 Deg)) (Continued)

	Member Label	Direction	Magnitude[lb.k-ft]	Location[ft.%]
95	MP1A	Z	14.231	.25
96	MP1A	Mx	0	.25
97	MP1A	X	0	5.08
98	MP1A	Z	14.231	5.08
99	MP1A	Mx	0	5.08
100	MP1B	X	0	.25
101	MP1B	Z	19.323	.25
102	MP1B	Mx	-.016	.25
103	MP1B	X	0	5.08
104	MP1B	Z	19.323	5.08
105	MP1B	Mx	-.016	5.08
106	MP4A	X	0	.25
107	MP4A	Z	14.231	.25
108	MP4A	Mx	0	.25
109	MP4A	X	0	5.08
110	MP4A	Z	14.231	5.08
111	MP4A	Mx	0	5.08
112	MP4B	X	0	.25
113	MP4B	Z	19.323	.25
114	MP4B	Mx	-.016	.25
115	MP4B	X	0	5.08
116	MP4B	Z	19.323	5.08
117	MP4B	Mx	-.016	5.08
118	M103	X	0	1
119	M103	Z	24.811	1
120	M103	Mx	0	1

Member Point Loads (BLC 22 : Antenna Wi (210 Deg))

	Member Label	Direction	Magnitude[lb.k-ft]	Location[ft.%]
1	MP3A	X	-6.369	2.15
2	MP3A	Z	11.031	2.15
3	MP3A	Mx	.000265	2.15
4	MP3A	X	-6.369	4.15
5	MP3A	Z	11.031	4.15
6	MP3A	Mx	.000265	4.15
7	MP3B	X	-3.666	2.15
8	MP3B	Z	6.349	2.15
9	MP3B	Mx	-.000287	2.15
10	MP3B	X	-3.666	4.15
11	MP3B	Z	6.349	4.15
12	MP3B	Mx	-.000287	4.15
13	MP3C	X	-5.672	2.15
14	MP3C	Z	9.824	2.15
15	MP3C	Mx	.000304	2.15
16	MP3C	X	-5.672	4.15
17	MP3C	Z	9.824	4.15
18	MP3C	Mx	.000304	4.15
19	MP2A	X	-1.424	1
20	MP2A	Z	2.467	1
21	MP2A	Mx	-.000712	1
22	MP2B	X	-1.184	1
23	MP2B	Z	2.05	1
24	MP2B	Mx	.001	1
25	MP2C	X	-1.362	1
26	MP2C	Z	2.359	1
27	MP2C	Mx	-.000875	1



Company :
 Designer :
 Job Number :
 Model Name :

June 28, 2021
 3:10 PM
 Checked By: _____

Member Point Loads (BLC 22 : Antenna Wi (210 Deg)) (Continued)

	Member Label	Direction	Magnitude[lb.k-ft]	Location[ft,%]
28	MP2A	X	-5.788	2.5
29	MP2A	Z	10.026	2.5
30	MP2A	Mx	-.003	2.5
31	MP2B	X	-4.58	2.5
32	MP2B	Z	7.934	2.5
33	MP2B	Mx	.004	2.5
34	MP2C	X	-5.477	2.5
35	MP2C	Z	9.487	2.5
36	MP2C	Mx	-.004	2.5
37	MP3A	X	-5.607	2.5
38	MP3A	Z	9.712	2.5
39	MP3A	Mx	-.003	2.5
40	MP3B	X	-3.94	2.5
41	MP3B	Z	6.824	2.5
42	MP3B	Mx	.004	2.5
43	MP3C	X	-5.177	2.5
44	MP3C	Z	8.968	2.5
45	MP3C	Mx	-.003	2.5
46	MP2A	X	-12.873	1.4
47	MP2A	Z	22.296	1.4
48	MP2A	Mx	.031	1.4
49	MP2A	X	-12.873	4.9
50	MP2A	Z	22.296	4.9
51	MP2A	Mx	.031	4.9
52	MP2B	X	-10.058	1.4
53	MP2B	Z	17.42	1.4
54	MP2B	Mx	-.026	1.4
55	MP2B	X	-10.058	4.9
56	MP2B	Z	17.42	4.9
57	MP2B	Mx	-.026	4.9
58	MP2C	X	-12.147	1.4
59	MP2C	Z	21.039	1.4
60	MP2C	Mx	.004	1.4
61	MP2C	X	-12.147	4.9
62	MP2C	Z	21.039	4.9
63	MP2C	Mx	.004	4.9
64	MP2A	X	-12.873	1.4
65	MP2A	Z	22.296	1.4
66	MP2A	Mx	-.002	1.4
67	MP2A	X	-12.873	4.9
68	MP2A	Z	22.296	4.9
69	MP2A	Mx	-.002	4.9
70	MP2B	X	-10.058	1.4
71	MP2B	Z	17.42	1.4
72	MP2B	Mx	-.016	1.4
73	MP2B	X	-10.058	4.9
74	MP2B	Z	17.42	4.9
75	MP2B	Mx	-.016	4.9
76	MP2C	X	-12.147	1.4
77	MP2C	Z	21.039	1.4
78	MP2C	Mx	.032	1.4
79	MP2C	X	-12.147	4.9
80	MP2C	Z	21.039	4.9
81	MP2C	Mx	.032	4.9
82	MP1C	X	-14.064	.25
83	MP1C	Z	24.36	.25
84	MP1C	Mx	.023	.25

Member Point Loads (BLC 22 : Antenna Wi (210 Deg)) (Continued)

	Member Label	Direction	Magnitude[lb.k-ft]	Location[ft. %]
85	MP1C	X	-14.064	5.08
86	MP1C	Z	24.36	5.08
87	MP1C	Mx	.023	5.08
88	MP4C	X	-14.064	.25
89	MP4C	Z	24.36	.25
90	MP4C	Mx	.023	.25
91	MP4C	X	-14.064	5.08
92	MP4C	Z	24.36	5.08
93	MP4C	Mx	.023	5.08
94	MP1A	X	-8.656	.25
95	MP1A	Z	14.992	.25
96	MP1A	Mx	.011	.25
97	MP1A	X	-8.656	5.08
98	MP1A	Z	14.992	5.08
99	MP1A	Mx	.011	5.08
100	MP1B	X	-12.556	.25
101	MP1B	Z	21.748	.25
102	MP1B	Mx	-.03	.25
103	MP1B	X	-12.556	5.08
104	MP1B	Z	21.748	5.08
105	MP1B	Mx	-.03	5.08
106	MP4A	X	-8.656	.25
107	MP4A	Z	14.992	.25
108	MP4A	Mx	.011	.25
109	MP4A	X	-8.656	5.08
110	MP4A	Z	14.992	5.08
111	MP4A	Mx	.011	5.08
112	MP4B	X	-12.556	.25
113	MP4B	Z	21.748	.25
114	MP4B	Mx	-.03	.25
115	MP4B	X	-12.556	5.08
116	MP4B	Z	21.748	5.08
117	MP4B	Mx	-.03	5.08
118	M103	X	-12.647	1
119	M103	Z	21.905	1
120	M103	Mx	0	1

Member Point Loads (BLC 23 : Antenna Wi (240 Deg))

	Member Label	Direction	Magnitude[lb.k-ft]	Location[ft. %]
1	MP3A	X	-7.333	2.15
2	MP3A	Z	4.234	2.15
3	MP3A	Mx	.000306	2.15
4	MP3A	X	-7.333	4.15
5	MP3A	Z	4.234	4.15
6	MP3A	Mx	.000306	4.15
7	MP3B	X	-5.707	2.15
8	MP3B	Z	3.295	2.15
9	MP3B	Mx	-.00027	2.15
10	MP3B	X	-5.707	4.15
11	MP3B	Z	3.295	4.15
12	MP3B	Mx	-.00027	4.15
13	MP3C	X	-12.658	2.15
14	MP3C	Z	7.308	2.15
15	MP3C	Mx	.000106	2.15
16	MP3C	X	-12.658	4.15
17	MP3C	Z	7.308	4.15



Company :
 Designer :
 Job Number :
 Model Name :

June 28, 2021
 3:10 PM
 Checked By: _____

Member Point Loads (BLC 23 : Antenna Wi (240 Deg)) (Continued)

	Member Label	Direction	Magnitude[lb.k-ft]	Location[ft,%]
18	MP3C	Mx	.000106	4.15
19	MP2A	X	-2.138	1
20	MP2A	Z	1.234	1
21	MP2A	Mx	-.001	1
22	MP2B	X	-1.993	1
23	MP2B	Z	1.151	1
24	MP2B	Mx	.001	1
25	MP2C	X	-2.611	1
26	MP2C	Z	1.508	1
27	MP2C	Mx	-.000262	1
28	MP2A	X	-8.373	2.5
29	MP2A	Z	4.834	2.5
30	MP2A	Mx	-.004	2.5
31	MP2B	X	-7.647	2.5
32	MP2B	Z	4.415	2.5
33	MP2B	Mx	.004	2.5
34	MP2C	X	-10.753	2.5
35	MP2C	Z	6.208	2.5
36	MP2C	Mx	-.001	2.5
37	MP3A	X	-7.431	2.5
38	MP3A	Z	4.29	2.5
39	MP3A	Mx	-.004	2.5
40	MP3B	X	-6.428	2.5
41	MP3B	Z	3.711	2.5
42	MP3B	Mx	.004	2.5
43	MP3C	X	-10.715	2.5
44	MP3C	Z	6.186	2.5
45	MP3C	Mx	-.001	2.5
46	MP2A	X	-18.445	1.4
47	MP2A	Z	10.649	1.4
48	MP2A	Mx	.029	1.4
49	MP2A	X	-18.445	4.9
50	MP2A	Z	10.649	4.9
51	MP2A	Mx	.029	4.9
52	MP2B	X	-16.751	1.4
53	MP2B	Z	9.671	1.4
54	MP2B	Mx	-.019	1.4
55	MP2B	X	-16.751	4.9
56	MP2B	Z	9.671	4.9
57	MP2B	Mx	-.019	4.9
58	MP2C	X	-23.989	1.4
59	MP2C	Z	13.85	1.4
60	MP2C	Mx	-.015	1.4
61	MP2C	X	-23.989	4.9
62	MP2C	Z	13.85	4.9
63	MP2C	Mx	-.015	4.9
64	MP2A	X	-18.445	1.4
65	MP2A	Z	10.649	1.4
66	MP2A	Mx	.013	1.4
67	MP2A	X	-18.445	4.9
68	MP2A	Z	10.649	4.9
69	MP2A	Mx	.013	4.9
70	MP2B	X	-16.751	1.4
71	MP2B	Z	9.671	1.4
72	MP2B	Mx	-.024	1.4
73	MP2B	X	-16.751	4.9
74	MP2B	Z	9.671	4.9



Company :
 Designer :
 Job Number :
 Model Name :

June 28, 2021
 3:10 PM
 Checked By: _____

Member Point Loads (BLC 23 : Antenna Wi (240 Deg)) (Continued)

	Member Label	Direction	Magnitude[lb.k-ft]	Location[ft. %]
75	MP2B	Mx	-.024	4.9
76	MP2C	X	-23.989	1.4
77	MP2C	Z	13.85	1.4
78	MP2C	Mx	.026	1.4
79	MP2C	X	-23.989	4.9
80	MP2C	Z	13.85	4.9
81	MP2C	Mx	.026	4.9
82	MP1C	X	-25.337	.25
83	MP1C	Z	14.629	.25
84	MP1C	Mx	.007	.25
85	MP1C	X	-25.337	5.08
86	MP1C	Z	14.629	5.08
87	MP1C	Mx	.007	5.08
88	MP4C	X	-25.337	.25
89	MP4C	Z	14.629	.25
90	MP4C	Mx	.007	.25
91	MP4C	X	-25.337	5.08
92	MP4C	Z	14.629	5.08
93	MP4C	Mx	.007	5.08
94	MP1A	X	-20.329	.25
95	MP1A	Z	11.737	.25
96	MP1A	Mx	.026	.25
97	MP1A	X	-20.329	5.08
98	MP1A	Z	11.737	5.08
99	MP1A	Mx	.026	5.08
100	MP1B	X	-22.675	.25
101	MP1B	Z	13.091	.25
102	MP1B	Mx	-.033	.25
103	MP1B	X	-22.675	5.08
104	MP1B	Z	13.091	5.08
105	MP1B	Mx	-.033	5.08
106	MP4A	X	-20.329	.25
107	MP4A	Z	11.737	.25
108	MP4A	Mx	.026	.25
109	MP4A	X	-20.329	5.08
110	MP4A	Z	11.737	5.08
111	MP4A	Mx	.026	5.08
112	MP4B	X	-22.675	.25
113	MP4B	Z	13.091	.25
114	MP4B	Mx	-.033	.25
115	MP4B	X	-22.675	5.08
116	MP4B	Z	13.091	5.08
117	MP4B	Mx	-.033	5.08
118	M103	X	-20.062	1
119	M103	Z	11.583	1
120	M103	Mx	0	1

Member Point Loads (BLC 24 : Antenna Wi (270 Deg))

	Member Label	Direction	Magnitude[lb.k-ft]	Location[ft. %]
1	MP3A	X	-6.332	2.15
2	MP3A	Z	0	2.15
3	MP3A	Mx	.000264	2.15
4	MP3A	X	-6.332	4.15
5	MP3A	Z	0	4.15
6	MP3A	Mx	.000264	4.15
7	MP3B	X	-9.861	2.15



Company :
 Designer :
 Job Number :
 Model Name :

June 28, 2021
 3:10 PM
 Checked By: _____

Member Point Loads (BLC 24 : Antenna Wi (270 Deg)) (Continued)

	Member Label	Direction	Magnitude[lb.k-ft]	Location[ft,%]
8	MP3B	Z	0	2.15
9	MP3B	Mx	-.000315	2.15
10	MP3B	X	-9.861	4.15
11	MP3B	Z	0	4.15
12	MP3B	Mx	-.000315	4.15
13	MP3C	X	-13.874	2.15
14	MP3C	Z	0	2.15
15	MP3C	Mx	-.000198	2.15
16	MP3C	X	-13.874	4.15
17	MP3C	Z	0	4.15
18	MP3C	Mx	-.000198	4.15
19	MP2A	X	-2.279	1
20	MP2A	Z	0	1
21	MP2A	Mx	-.001	1
22	MP2B	X	-2.593	1
23	MP2B	Z	0	1
24	MP2B	Mx	.000993	1
25	MP2C	X	-2.949	1
26	MP2C	Z	0	1
27	MP2C	Mx	.000504	1
28	MP2A	X	-8.714	2.5
29	MP2A	Z	0	2.5
30	MP2A	Mx	-.004	2.5
31	MP2B	X	-10.291	2.5
32	MP2B	Z	0	2.5
33	MP2B	Mx	.004	2.5
34	MP2C	X	-12.085	2.5
35	MP2C	Z	0	2.5
36	MP2C	Mx	.002	2.5
37	MP3A	X	-7.264	2.5
38	MP3A	Z	0	2.5
39	MP3A	Mx	-.004	2.5
40	MP3B	X	-9.44	2.5
41	MP3B	Z	0	2.5
42	MP3B	Mx	.004	2.5
43	MP3C	X	-11.915	2.5
44	MP3C	Z	0	2.5
45	MP3C	Mx	.002	2.5
46	MP2A	X	-19.075	1.4
47	MP2A	Z	0	1.4
48	MP2A	Mx	.021	1.4
49	MP2A	X	-19.075	4.9
50	MP2A	Z	0	4.9
51	MP2A	Mx	.021	4.9
52	MP2B	X	-22.749	1.4
53	MP2B	Z	0	1.4
54	MP2B	Mx	-.009	1.4
55	MP2B	X	-22.749	4.9
56	MP2B	Z	0	4.9
57	MP2B	Mx	-.009	4.9
58	MP2C	X	-26.928	1.4
59	MP2C	Z	0	1.4
60	MP2C	Mx	-.029	1.4
61	MP2C	X	-26.928	4.9
62	MP2C	Z	0	4.9
63	MP2C	Mx	-.029	4.9
64	MP2A	X	-19.075	1.4



Company :
 Designer :
 Job Number :
 Model Name :

June 28, 2021
 3:10 PM
 Checked By: _____

Member Point Loads (BLC 24 : Antenna Wi (270 Deg)) (Continued)

	Member Label	Direction	Magnitude[lb.k-ft]	Location[ft.-%]
65	MP2A	Z	0	1.4
66	MP2A	Mx	.021	1.4
67	MP2A	X	-19.075	4.9
68	MP2A	Z	0	4.9
69	MP2A	Mx	.021	4.9
70	MP2B	X	-22.749	1.4
71	MP2B	Z	0	1.4
72	MP2B	Mx	-.031	1.4
73	MP2B	X	-22.749	4.9
74	MP2B	Z	0	4.9
75	MP2B	Mx	-.031	4.9
76	MP2C	X	-26.928	1.4
77	MP2C	Z	0	1.4
78	MP2C	Mx	.009	1.4
79	MP2C	X	-26.928	4.9
80	MP2C	Z	0	4.9
81	MP2C	Mx	.009	4.9
82	MP1C	X	-29.001	.25
83	MP1C	Z	0	.25
84	MP1C	Mx	-.013	.25
85	MP1C	X	-29.001	5.08
86	MP1C	Z	0	5.08
87	MP1C	Mx	-.013	5.08
88	MP4C	X	-29.001	.25
89	MP4C	Z	0	.25
90	MP4C	Mx	-.013	.25
91	MP4C	X	-29.001	5.08
92	MP4C	Z	0	5.08
93	MP4C	Mx	-.013	5.08
94	MP1A	X	-26.554	.25
95	MP1A	Z	0	.25
96	MP1A	Mx	.034	.25
97	MP1A	X	-26.554	5.08
98	MP1A	Z	0	5.08
99	MP1A	Mx	.034	5.08
100	MP1B	X	-21.463	.25
101	MP1B	Z	0	.25
102	MP1B	Mx	-.021	.25
103	MP1B	X	-21.463	5.08
104	MP1B	Z	0	5.08
105	MP1B	Mx	-.021	5.08
106	MP4A	X	-26.554	.25
107	MP4A	Z	0	.25
108	MP4A	Mx	.034	.25
109	MP4A	X	-26.554	5.08
110	MP4A	Z	0	5.08
111	MP4A	Mx	.034	5.08
112	MP4B	X	-21.463	.25
113	MP4B	Z	0	.25
114	MP4B	Mx	-.021	.25
115	MP4B	X	-21.463	5.08
116	MP4B	Z	0	5.08
117	MP4B	Mx	-.021	5.08
118	M103	X	-20.556	1
119	M103	Z	0	1
120	M103	Mx	0	1



Company :
 Designer :
 Job Number :
 Model Name :

June 28, 2021
 3:10 PM
 Checked By: _____

Member Point Loads (BLC 25 : Antenna Wi (300 Deg))

	Member Label	Direction	Magnitude[lb.k-ft]	Location[ft.%]
1	MP3A	X	-7.333	2.15
2	MP3A	Z	-4.234	2.15
3	MP3A	Mx	.000306	2.15
4	MP3A	X	-7.333	4.15
5	MP3A	Z	-4.234	4.15
6	MP3A	Mx	.000306	4.15
7	MP3B	X	-12.015	2.15
8	MP3B	Z	-6.937	2.15
9	MP3B	Mx	-.000198	2.15
10	MP3B	X	-12.015	4.15
11	MP3B	Z	-6.937	4.15
12	MP3B	Mx	-.000198	4.15
13	MP3C	X	-8.54	2.15
14	MP3C	Z	-4.931	2.15
15	MP3C	Mx	-.000315	2.15
16	MP3C	X	-8.54	4.15
17	MP3C	Z	-4.931	4.15
18	MP3C	Mx	-.000315	4.15
19	MP2A	X	-2.138	1
20	MP2A	Z	-1.234	1
21	MP2A	Mx	-.001	1
22	MP2B	X	-2.554	1
23	MP2B	Z	-1.475	1
24	MP2B	Mx	.000504	1
25	MP2C	X	-2.245	1
26	MP2C	Z	-1.296	1
27	MP2C	Mx	.000993	1
28	MP2A	X	-8.373	2.5
29	MP2A	Z	-4.834	2.5
30	MP2A	Mx	-.004	2.5
31	MP2B	X	-10.466	2.5
32	MP2B	Z	-6.042	2.5
33	MP2B	Mx	.002	2.5
34	MP2C	X	-8.913	2.5
35	MP2C	Z	-5.146	2.5
36	MP2C	Mx	.004	2.5
37	MP3A	X	-7.431	2.5
38	MP3A	Z	-4.29	2.5
39	MP3A	Mx	-.004	2.5
40	MP3B	X	-10.319	2.5
41	MP3B	Z	-5.957	2.5
42	MP3B	Mx	.002	2.5
43	MP3C	X	-8.176	2.5
44	MP3C	Z	-4.72	2.5
45	MP3C	Mx	.004	2.5
46	MP2A	X	-18.445	1.4
47	MP2A	Z	-10.649	1.4
48	MP2A	Mx	.013	1.4
49	MP2A	X	-18.445	4.9
50	MP2A	Z	-10.649	4.9
51	MP2A	Mx	.013	4.9
52	MP2B	X	-23.321	1.4
53	MP2B	Z	-13.464	1.4
54	MP2B	Mx	.009	1.4
55	MP2B	X	-23.321	4.9
56	MP2B	Z	-13.464	4.9
57	MP2B	Mx	.009	4.9



Company :
 Designer :
 Job Number :
 Model Name :

June 28, 2021
 3:10 PM
 Checked By: _____

Member Point Loads (BLC 25 : Antenna Wi (300 Deg)) (Continued)

	Member Label	Direction	Magnitude[lb.k-ft]	Location[ft,%]
58	MP2C	X	-19.702	1.4
59	MP2C	Z	-11.375	1.4
60	MP2C	Mx	-.031	1.4
61	MP2C	X	-19.702	4.9
62	MP2C	Z	-11.375	4.9
63	MP2C	Mx	-.031	4.9
64	MP2A	X	-18.445	1.4
65	MP2A	Z	-10.649	1.4
66	MP2A	Mx	.029	1.4
67	MP2A	X	-18.445	4.9
68	MP2A	Z	-10.649	4.9
69	MP2A	Mx	.029	4.9
70	MP2B	X	-23.321	1.4
71	MP2B	Z	-13.464	1.4
72	MP2B	Mx	-.029	1.4
73	MP2B	X	-23.321	4.9
74	MP2B	Z	-13.464	4.9
75	MP2B	Mx	-.029	4.9
76	MP2C	X	-19.702	1.4
77	MP2C	Z	-11.375	1.4
78	MP2C	Mx	-.009	1.4
79	MP2C	X	-19.702	4.9
80	MP2C	Z	-11.375	4.9
81	MP2C	Mx	-.009	4.9
82	MP1C	X	-23.917	.25
83	MP1C	Z	-13.808	.25
84	MP1C	Mx	-.027	.25
85	MP1C	X	-23.917	5.08
86	MP1C	Z	-13.808	5.08
87	MP1C	Mx	-.027	5.08
88	MP4C	X	-23.917	.25
89	MP4C	Z	-13.808	.25
90	MP4C	Mx	-.027	.25
91	MP4C	X	-23.917	5.08
92	MP4C	Z	-13.808	5.08
93	MP4C	Mx	-.027	5.08
94	MP1A	X	-20.329	.25
95	MP1A	Z	-11.737	.25
96	MP1A	Mx	.026	.25
97	MP1A	X	-20.329	5.08
98	MP1A	Z	-11.737	5.08
99	MP1A	Mx	.026	5.08
100	MP1B	X	-13.573	.25
101	MP1B	Z	-7.836	.25
102	MP1B	Mx	-.007	.25
103	MP1B	X	-13.573	5.08
104	MP1B	Z	-7.836	5.08
105	MP1B	Mx	-.007	5.08
106	MP4A	X	-20.329	.25
107	MP4A	Z	-11.737	.25
108	MP4A	Mx	.026	.25
109	MP4A	X	-20.329	5.08
110	MP4A	Z	-11.737	5.08
111	MP4A	Mx	.026	5.08
112	MP4B	X	-13.573	.25
113	MP4B	Z	-7.836	.25
114	MP4B	Mx	-.007	.25



Company :
 Designer :
 Job Number :
 Model Name :

June 28, 2021
 3:10 PM
 Checked By: _____

Member Point Loads (BLC 25 : Antenna Wi (300 Deg)) (Continued)

	Member Label	Direction	Magnitude[lb.k-ft]	Location[ft. %]
115	MP4B	X	-13.573	5.08
116	MP4B	Z	-7.836	5.08
117	MP4B	Mx	-.007	5.08
118	M103	X	-17.384	1
119	M103	Z	-10.037	1
120	M103	Mx	0	1

Member Point Loads (BLC 26 : Antenna Wi (330 Deg))

	Member Label	Direction	Magnitude[lb.k-ft]	Location[ft. %]
1	MP3A	X	-6.369	2.15
2	MP3A	Z	-11.031	2.15
3	MP3A	Mx	.000265	2.15
4	MP3A	X	-6.369	4.15
5	MP3A	Z	-11.031	4.15
6	MP3A	Mx	.000265	4.15
7	MP3B	X	-7.308	2.15
8	MP3B	Z	-12.658	2.15
9	MP3B	Mx	.000106	2.15
10	MP3B	X	-7.308	4.15
11	MP3B	Z	-12.658	4.15
12	MP3B	Mx	.000106	4.15
13	MP3C	X	-3.295	2.15
14	MP3C	Z	-5.707	2.15
15	MP3C	Mx	-.00027	2.15
16	MP3C	X	-3.295	4.15
17	MP3C	Z	-5.707	4.15
18	MP3C	Mx	-.00027	4.15
19	MP2A	X	-1.424	1
20	MP2A	Z	-2.467	1
21	MP2A	Mx	-.000712	1
22	MP2B	X	-1.508	1
23	MP2B	Z	-2.611	1
24	MP2B	Mx	-.000262	1
25	MP2C	X	-1.151	1
26	MP2C	Z	-1.993	1
27	MP2C	Mx	.001	1
28	MP2A	X	-5.788	2.5
29	MP2A	Z	-10.026	2.5
30	MP2A	Mx	-.003	2.5
31	MP2B	X	-6.208	2.5
32	MP2B	Z	-10.753	2.5
33	MP2B	Mx	-.001	2.5
34	MP2C	X	-4.415	2.5
35	MP2C	Z	-7.647	2.5
36	MP2C	Mx	.004	2.5
37	MP3A	X	-5.607	2.5
38	MP3A	Z	-9.712	2.5
39	MP3A	Mx	-.003	2.5
40	MP3B	X	-6.186	2.5
41	MP3B	Z	-10.715	2.5
42	MP3B	Mx	-.001	2.5
43	MP3C	X	-3.711	2.5
44	MP3C	Z	-6.428	2.5
45	MP3C	Mx	.004	2.5
46	MP2A	X	-12.873	1.4
47	MP2A	Z	-22.296	1.4



Company :
 Designer :
 Job Number :
 Model Name :

June 28, 2021
 3:10 PM
 Checked By: _____

Member Point Loads (BLC 26 : Antenna Wi (330 Deg)) (Continued)

	Member Label	Direction	Magnitude[lb.k-ft]	Location[ft,%]
48	MP2A	Mx	-0.002	1.4
49	MP2A	X	-12.873	4.9
50	MP2A	Z	-22.296	4.9
51	MP2A	Mx	-0.002	4.9
52	MP2B	X	-13.85	1.4
53	MP2B	Z	-23.989	1.4
54	MP2B	Mx	.026	1.4
55	MP2B	X	-13.85	4.9
56	MP2B	Z	-23.989	4.9
57	MP2B	Mx	.026	4.9
58	MP2C	X	-9.671	1.4
59	MP2C	Z	-16.751	1.4
60	MP2C	Mx	-0.024	1.4
61	MP2C	X	-9.671	4.9
62	MP2C	Z	-16.751	4.9
63	MP2C	Mx	-0.024	4.9
64	MP2A	X	-12.873	1.4
65	MP2A	Z	-22.296	1.4
66	MP2A	Mx	.031	1.4
67	MP2A	X	-12.873	4.9
68	MP2A	Z	-22.296	4.9
69	MP2A	Mx	.031	4.9
70	MP2B	X	-13.85	1.4
71	MP2B	Z	-23.989	1.4
72	MP2B	Mx	-0.015	1.4
73	MP2B	X	-13.85	4.9
74	MP2B	Z	-23.989	4.9
75	MP2B	Mx	-0.015	4.9
76	MP2C	X	-9.671	1.4
77	MP2C	Z	-16.751	1.4
78	MP2C	Mx	-0.019	1.4
79	MP2C	X	-9.671	4.9
80	MP2C	Z	-16.751	4.9
81	MP2C	Mx	-0.019	4.9
82	MP1C	X	-13.244	.25
83	MP1C	Z	-22.939	.25
84	MP1C	Mx	-0.034	.25
85	MP1C	X	-13.244	5.08
86	MP1C	Z	-22.939	5.08
87	MP1C	Mx	-0.034	5.08
88	MP4C	X	-13.244	.25
89	MP4C	Z	-22.939	.25
90	MP4C	Mx	-0.034	.25
91	MP4C	X	-13.244	5.08
92	MP4C	Z	-22.939	5.08
93	MP4C	Mx	-0.034	5.08
94	MP1A	X	-8.656	.25
95	MP1A	Z	-14.992	.25
96	MP1A	Mx	.011	.25
97	MP1A	X	-8.656	5.08
98	MP1A	Z	-14.992	5.08
99	MP1A	Mx	.011	5.08
100	MP1B	X	-7.301	.25
101	MP1B	Z	-12.646	.25
102	MP1B	Mx	.003	.25
103	MP1B	X	-7.301	5.08
104	MP1B	Z	-12.646	5.08



Company :
 Designer :
 Job Number :
 Model Name :

June 28, 2021
 3:10 PM
 Checked By: _____

Member Point Loads (BLC 26 : Antenna Wi (330 Deg)) (Continued)

	Member Label	Direction	Magnitude[lb.k-ft]	Location[ft. %]
105	MP1B	Mx	.003	5.08
106	MP4A	X	-8.656	.25
107	MP4A	Z	-14.992	.25
108	MP4A	Mx	.011	.25
109	MP4A	X	-8.656	5.08
110	MP4A	Z	-14.992	5.08
111	MP4A	Mx	.011	5.08
112	MP4B	X	-7.301	.25
113	MP4B	Z	-12.646	.25
114	MP4B	Mx	.003	.25
115	MP4B	X	-7.301	5.08
116	MP4B	Z	-12.646	5.08
117	MP4B	Mx	.003	5.08
118	M103	X	-11.101	1
119	M103	Z	-19.227	1
120	M103	Mx	0	1

Member Point Loads (BLC 27 : Antenna Wm (0 Deg))

	Member Label	Direction	Magnitude[lb.k-ft]	Location[ft. %]
1	MP3A	X	0	2.15
2	MP3A	Z	-4.743	2.15
3	MP3A	Mx	0	2.15
4	MP3A	X	0	4.15
5	MP3A	Z	-4.743	4.15
6	MP3A	Mx	0	4.15
7	MP3B	X	0	2.15
8	MP3B	Z	-3.551	2.15
9	MP3B	Mx	9.5e-5	2.15
10	MP3B	X	0	4.15
11	MP3B	Z	-3.551	4.15
12	MP3B	Mx	9.5e-5	4.15
13	MP3C	X	0	2.15
14	MP3C	Z	-2.195	2.15
15	MP3C	Mx	-8.6e-5	2.15
16	MP3C	X	0	4.15
17	MP3C	Z	-2.195	4.15
18	MP3C	Mx	-8.6e-5	4.15
19	MP2A	X	0	1
20	MP2A	Z	-.747	1
21	MP2A	Mx	0	1
22	MP2B	X	0	1
23	MP2B	Z	-.652	1
24	MP2B	Mx	-.00021	1
25	MP2C	X	0	1
26	MP2C	Z	-.544	1
27	MP2C	Mx	.000256	1
28	MP2A	X	0	2.5
29	MP2A	Z	-3.774	2.5
30	MP2A	Mx	0	2.5
31	MP2B	X	0	2.5
32	MP2B	Z	-3.257	2.5
33	MP2B	Mx	-.001	2.5
34	MP2C	X	0	2.5
35	MP2C	Z	-2.669	2.5
36	MP2C	Mx	.001	2.5
37	MP3A	X	0	2.5

Member Point Loads (BLC 27 : Antenna Wm (0 Deg)) (Continued)

	Member Label	Direction	Magnitude[lb.k-ft]	Location[ft,%]
38	MP3A	Z	-3.774	2.5
39	MP3A	Mx	0	2.5
40	MP3B	X	0	2.5
41	MP3B	Z	-3.059	2.5
42	MP3B	Mx	-.000983	2.5
43	MP3C	X	0	2.5
44	MP3C	Z	-2.246	2.5
45	MP3C	Mx	.001	2.5
46	MP2A	X	0	1.4
47	MP2A	Z	-9.193	1.4
48	MP2A	Mx	-.007	1.4
49	MP2A	X	0	4.9
50	MP2A	Z	-9.193	4.9
51	MP2A	Mx	-.007	4.9
52	MP2B	X	0	1.4
53	MP2B	Z	-7.89	1.4
54	MP2B	Mx	.01	1.4
55	MP2B	X	0	4.9
56	MP2B	Z	-7.89	4.9
57	MP2B	Mx	.01	4.9
58	MP2C	X	0	1.4
59	MP2C	Z	-6.407	1.4
60	MP2C	Mx	-.005	1.4
61	MP2C	X	0	4.9
62	MP2C	Z	-6.407	4.9
63	MP2C	Mx	-.005	4.9
64	MP2A	X	0	1.4
65	MP2A	Z	-9.193	1.4
66	MP2A	Mx	.007	1.4
67	MP2A	X	0	4.9
68	MP2A	Z	-9.193	4.9
69	MP2A	Mx	.007	4.9
70	MP2B	X	0	1.4
71	MP2B	Z	-7.89	1.4
72	MP2B	Mx	.001	1.4
73	MP2B	X	0	4.9
74	MP2B	Z	-7.89	4.9
75	MP2B	Mx	.001	4.9
76	MP2C	X	0	1.4
77	MP2C	Z	-6.407	1.4
78	MP2C	Mx	-.008	1.4
79	MP2C	X	0	4.9
80	MP2C	Z	-6.407	4.9
81	MP2C	Mx	-.008	4.9
82	MP1C	X	0	.25
83	MP1C	Z	-8.774	.25
84	MP1C	Mx	-.011	.25
85	MP1C	X	0	5.08
86	MP1C	Z	-8.774	5.08
87	MP1C	Mx	-.011	5.08
88	MP4C	X	0	.25
89	MP4C	Z	-8.774	.25
90	MP4C	Mx	-.011	.25
91	MP4C	X	0	5.08
92	MP4C	Z	-8.774	5.08
93	MP4C	Mx	-.011	5.08
94	MP1A	X	0	.25

Member Point Loads (BLC 27 : Antenna Wm (0 Deg)) (Continued)

	Member Label	Direction	Magnitude[lb.k-ft]	Location[ft. %]
95	MP1A	Z	-4.37	.25
96	MP1A	Mx	0	.25
97	MP1A	X	0	5.08
98	MP1A	Z	-4.37	5.08
99	MP1A	Mx	0	5.08
100	MP1B	X	0	.25
101	MP1B	Z	-6.162	.25
102	MP1B	Mx	.005	.25
103	MP1B	X	0	5.08
104	MP1B	Z	-6.162	5.08
105	MP1B	Mx	.005	5.08
106	MP4A	X	0	.25
107	MP4A	Z	-4.37	.25
108	MP4A	Mx	0	.25
109	MP4A	X	0	5.08
110	MP4A	Z	-4.37	5.08
111	MP4A	Mx	0	5.08
112	MP4B	X	0	.25
113	MP4B	Z	-6.162	.25
114	MP4B	Mx	.005	.25
115	MP4B	X	0	5.08
116	MP4B	Z	-6.162	5.08
117	MP4B	Mx	.005	5.08
118	M103	X	0	1
119	M103	Z	-7.878	1
120	M103	Mx	0	1

Member Point Loads (BLC 28 : Antenna Wm (30 Deg))

	Member Label	Direction	Magnitude[lb.k-ft]	Location[ft. %]
1	MP3A	X	2.011	2.15
2	MP3A	Z	-3.483	2.15
3	MP3A	Mx	-8.4e-5	2.15
4	MP3A	X	2.011	4.15
5	MP3A	Z	-3.483	4.15
6	MP3A	Mx	-8.4e-5	4.15
7	MP3B	X	1.097	2.15
8	MP3B	Z	-1.901	2.15
9	MP3B	Mx	8.6e-5	2.15
10	MP3B	X	1.097	4.15
11	MP3B	Z	-1.901	4.15
12	MP3B	Mx	8.6e-5	4.15
13	MP3C	X	1.775	2.15
14	MP3C	Z	-3.075	2.15
15	MP3C	Mx	-9.5e-5	2.15
16	MP3C	X	1.775	4.15
17	MP3C	Z	-3.075	4.15
18	MP3C	Mx	-9.5e-5	4.15
19	MP2A	X	.345	1
20	MP2A	Z	-.597	1
21	MP2A	Mx	.000172	1
22	MP2B	X	.272	1
23	MP2B	Z	-.471	1
24	MP2B	Mx	-.000256	1
25	MP2C	X	.326	1
26	MP2C	Z	-.564	1
27	MP2C	Mx	.000209	1



Company :
 Designer :
 Job Number :
 Model Name :

June 28, 2021
 3:10 PM
 Checked By: _____

Member Point Loads (BLC 28 : Antenna Wm (30 Deg)) (Continued)

	Member Label	Direction	Magnitude[lb.k-ft]	Location[ft,%]
28	MP2A	X	1.731	2.5
29	MP2A	Z	-2.998	2.5
30	MP2A	Mx	.000866	2.5
31	MP2B	X	1.335	2.5
32	MP2B	Z	-2.312	2.5
33	MP2B	Mx	-.001	2.5
34	MP2C	X	1.629	2.5
35	MP2C	Z	-2.821	2.5
36	MP2C	Mx	.001	2.5
37	MP3A	X	1.671	2.5
38	MP3A	Z	-2.894	2.5
39	MP3A	Mx	.000836	2.5
40	MP3B	X	1.123	2.5
41	MP3B	Z	-1.945	2.5
42	MP3B	Mx	-.001	2.5
43	MP3C	X	1.53	2.5
44	MP3C	Z	-2.649	2.5
45	MP3C	Mx	.000983	2.5
46	MP2A	X	4.202	1.4
47	MP2A	Z	-7.279	1.4
48	MP2A	Mx	-.01	1.4
49	MP2A	X	4.202	4.9
50	MP2A	Z	-7.279	4.9
51	MP2A	Mx	-.01	4.9
52	MP2B	X	3.204	1.4
53	MP2B	Z	-5.549	1.4
54	MP2B	Mx	.008	1.4
55	MP2B	X	3.204	4.9
56	MP2B	Z	-5.549	4.9
57	MP2B	Mx	.008	4.9
58	MP2C	X	3.945	1.4
59	MP2C	Z	-6.833	1.4
60	MP2C	Mx	-.001	1.4
61	MP2C	X	3.945	4.9
62	MP2C	Z	-6.833	4.9
63	MP2C	Mx	-.001	4.9
64	MP2A	X	4.202	1.4
65	MP2A	Z	-7.279	1.4
66	MP2A	Mx	.000732	1.4
67	MP2A	X	4.202	4.9
68	MP2A	Z	-7.279	4.9
69	MP2A	Mx	.000732	4.9
70	MP2B	X	3.204	1.4
71	MP2B	Z	-5.549	1.4
72	MP2B	Mx	.005	1.4
73	MP2B	X	3.204	4.9
74	MP2B	Z	-5.549	4.9
75	MP2B	Mx	.005	4.9
76	MP2C	X	3.945	1.4
77	MP2C	Z	-6.833	1.4
78	MP2C	Mx	-.01	1.4
79	MP2C	X	3.945	4.9
80	MP2C	Z	-6.833	4.9
81	MP2C	Mx	-.01	4.9
82	MP1C	X	4.63	.25
83	MP1C	Z	-8.02	.25
84	MP1C	Mx	-.008	.25

Member Point Loads (BLC 28 : Antenna Wm (30 Deg)) (Continued)

	Member Label	Direction	Magnitude[lb.k-ft]	Location[ft. %]
85	MP1C	X	4.63	5.08
86	MP1C	Z	-8.02	5.08
87	MP1C	Mx	-.008	5.08
88	MP4C	X	4.63	.25
89	MP4C	Z	-8.02	.25
90	MP4C	Mx	-.008	.25
91	MP4C	X	4.63	5.08
92	MP4C	Z	-8.02	5.08
93	MP4C	Mx	-.008	5.08
94	MP1A	X	2.727	.25
95	MP1A	Z	-4.723	.25
96	MP1A	Mx	-.004	.25
97	MP1A	X	2.727	5.08
98	MP1A	Z	-4.723	5.08
99	MP1A	Mx	-.004	5.08
100	MP1B	X	4.1	.25
101	MP1B	Z	-7.101	.25
102	MP1B	Mx	.01	.25
103	MP1B	X	4.1	5.08
104	MP1B	Z	-7.101	5.08
105	MP1B	Mx	.01	5.08
106	MP4A	X	2.727	.25
107	MP4A	Z	-4.723	.25
108	MP4A	Mx	-.004	.25
109	MP4A	X	2.727	5.08
110	MP4A	Z	-4.723	5.08
111	MP4A	Mx	-.004	5.08
112	MP4B	X	4.1	.25
113	MP4B	Z	-7.101	.25
114	MP4B	Mx	.01	.25
115	MP4B	X	4.1	5.08
116	MP4B	Z	-7.101	5.08
117	MP4B	Mx	.01	5.08
118	M103	X	4.023	1
119	M103	Z	-6.967	1
120	M103	Mx	0	1

Member Point Loads (BLC 29 : Antenna Wm (60 Deg))

	Member Label	Direction	Magnitude[lb.k-ft]	Location[ft. %]
1	MP3A	X	2.233	2.15
2	MP3A	Z	-1.289	2.15
3	MP3A	Mx	-9.3e-5	2.15
4	MP3A	X	2.233	4.15
5	MP3A	Z	-1.289	4.15
6	MP3A	Mx	-9.3e-5	4.15
7	MP3B	X	1.683	2.15
8	MP3B	Z	-.972	2.15
9	MP3B	Mx	8e-5	2.15
10	MP3B	X	1.683	4.15
11	MP3B	Z	-.972	4.15
12	MP3B	Mx	8e-5	4.15
13	MP3C	X	4.032	2.15
14	MP3C	Z	-2.328	2.15
15	MP3C	Mx	-3.4e-5	2.15
16	MP3C	X	4.032	4.15
17	MP3C	Z	-2.328	4.15



Company :
 Designer :
 Job Number :
 Model Name :

June 28, 2021
 3:10 PM
 Checked By: _____

Member Point Loads (BLC 29 : Antenna Wm (60 Deg)) (Continued)

	Member Label	Direction	Magnitude[lb.k-ft]	Location[ft,%]
18	MP3C	Mx	-3.4e-5	4.15
19	MP2A	X	.497	1
20	MP2A	Z	-.287	1
21	MP2A	Mx	.000249	1
22	MP2B	X	.453	1
23	MP2B	Z	-.262	1
24	MP2B	Mx	-.000258	1
25	MP2C	X	.641	1
26	MP2C	Z	-.37	1
27	MP2C	Mx	6.4e-5	1
28	MP2A	X	2.456	2.5
29	MP2A	Z	-1.418	2.5
30	MP2A	Mx	.001	2.5
31	MP2B	X	2.218	2.5
32	MP2B	Z	-1.28	2.5
33	MP2B	Mx	-.001	2.5
34	MP2C	X	3.236	2.5
35	MP2C	Z	-1.868	2.5
36	MP2C	Mx	.000324	2.5
37	MP3A	X	2.144	2.5
38	MP3A	Z	-1.238	2.5
39	MP3A	Mx	.001	2.5
40	MP3B	X	1.815	2.5
41	MP3B	Z	-1.048	2.5
42	MP3B	Mx	-.001	2.5
43	MP3C	X	3.223	2.5
44	MP3C	Z	-1.861	2.5
45	MP3C	Mx	.000323	2.5
46	MP2A	X	5.912	1.4
47	MP2A	Z	-3.413	1.4
48	MP2A	Mx	-.009	1.4
49	MP2A	X	5.912	4.9
50	MP2A	Z	-3.413	4.9
51	MP2A	Mx	-.009	4.9
52	MP2B	X	5.312	1.4
53	MP2B	Z	-3.067	1.4
54	MP2B	Mx	.006	1.4
55	MP2B	X	5.312	4.9
56	MP2B	Z	-3.067	4.9
57	MP2B	Mx	.006	4.9
58	MP2C	X	7.879	1.4
59	MP2C	Z	-4.549	1.4
60	MP2C	Mx	.005	1.4
61	MP2C	X	7.879	4.9
62	MP2C	Z	-4.549	4.9
63	MP2C	Mx	.005	4.9
64	MP2A	X	5.912	1.4
65	MP2A	Z	-3.413	1.4
66	MP2A	Mx	-.004	1.4
67	MP2A	X	5.912	4.9
68	MP2A	Z	-3.413	4.9
69	MP2A	Mx	-.004	4.9
70	MP2B	X	5.312	1.4
71	MP2B	Z	-3.067	1.4
72	MP2B	Mx	.008	1.4
73	MP2B	X	5.312	4.9
74	MP2B	Z	-3.067	4.9



Company :
 Designer :
 Job Number :
 Model Name :

June 28, 2021
 3:10 PM
 Checked By: _____

Member Point Loads (BLC 29 : Antenna Wm (60 Deg)) (Continued)

	Member Label	Direction	Magnitude[lb.k-ft]	Location[ft.%]
75	MP2B	Mx	.008	4.9
76	MP2C	X	7.879	1.4
77	MP2C	Z	-4.549	1.4
78	MP2C	Mx	-.008	1.4
79	MP2C	X	7.879	4.9
80	MP2C	Z	-4.549	4.9
81	MP2C	Mx	-.008	4.9
82	MP1C	X	8.363	.25
83	MP1C	Z	-4.828	.25
84	MP1C	Mx	-.002	.25
85	MP1C	X	8.363	5.08
86	MP1C	Z	-4.828	5.08
87	MP1C	Mx	-.002	5.08
88	MP4C	X	8.363	.25
89	MP4C	Z	-4.828	.25
90	MP4C	Mx	-.002	.25
91	MP4C	X	8.363	5.08
92	MP4C	Z	-4.828	5.08
93	MP4C	Mx	-.002	5.08
94	MP1A	X	6.602	.25
95	MP1A	Z	-3.811	.25
96	MP1A	Mx	-.009	.25
97	MP1A	X	6.602	5.08
98	MP1A	Z	-3.811	5.08
99	MP1A	Mx	-.009	5.08
100	MP1B	X	7.428	.25
101	MP1B	Z	-4.288	.25
102	MP1B	Mx	.011	.25
103	MP1B	X	7.428	5.08
104	MP1B	Z	-4.288	5.08
105	MP1B	Mx	.011	5.08
106	MP4A	X	6.602	.25
107	MP4A	Z	-3.811	.25
108	MP4A	Mx	-.009	.25
109	MP4A	X	6.602	5.08
110	MP4A	Z	-3.811	5.08
111	MP4A	Mx	-.009	5.08
112	MP4B	X	7.428	.25
113	MP4B	Z	-4.288	.25
114	MP4B	Mx	.011	.25
115	MP4B	X	7.428	5.08
116	MP4B	Z	-4.288	5.08
117	MP4B	Mx	.011	5.08
118	M103	X	6.33	1
119	M103	Z	-3.655	1
120	M103	Mx	0	1

Member Point Loads (BLC 30 : Antenna Wm (90 Deg))

	Member Label	Direction	Magnitude[lb.k-ft]	Location[ft.%]
1	MP3A	X	1.857	2.15
2	MP3A	Z	0	2.15
3	MP3A	Mx	-7.7e-5	2.15
4	MP3A	X	1.857	4.15
5	MP3A	Z	0	4.15
6	MP3A	Mx	-7.7e-5	4.15
7	MP3B	X	3.049	2.15

Member Point Loads (BLC 30 : Antenna Wm (90 Deg)) (Continued)

	Member Label	Direction	Magnitude[lb.k-ft]	Location[ft,%]
8	MP3B	Z	0	2.15
9	MP3B	Mx	9.7e-5	2.15
10	MP3B	X	3.049	4.15
11	MP3B	Z	0	4.15
12	MP3B	Mx	9.7e-5	4.15
13	MP3C	X	4.405	2.15
14	MP3C	Z	0	2.15
15	MP3C	Mx	6.3e-5	2.15
16	MP3C	X	4.405	4.15
17	MP3C	Z	0	4.15
18	MP3C	Mx	6.3e-5	4.15
19	MP2A	X	.517	1
20	MP2A	Z	0	1
21	MP2A	Mx	.000259	1
22	MP2B	X	.612	1
23	MP2B	Z	0	1
24	MP2B	Mx	-.000234	1
25	MP2C	X	.72	1
26	MP2C	Z	0	1
27	MP2C	Mx	-.000123	1
28	MP2A	X	2.523	2.5
29	MP2A	Z	0	2.5
30	MP2A	Mx	.001	2.5
31	MP2B	X	3.04	2.5
32	MP2B	Z	0	2.5
33	MP2B	Mx	-.001	2.5
34	MP2C	X	3.628	2.5
35	MP2C	Z	0	2.5
36	MP2C	Mx	-.00062	2.5
37	MP3A	X	2.044	2.5
38	MP3A	Z	0	2.5
39	MP3A	Mx	.001	2.5
40	MP3B	X	2.759	2.5
41	MP3B	Z	0	2.5
42	MP3B	Mx	-.001	2.5
43	MP3C	X	3.572	2.5
44	MP3C	Z	0	2.5
45	MP3C	Mx	-.000611	2.5
46	MP2A	X	6.038	1.4
47	MP2A	Z	0	1.4
48	MP2A	Mx	-.007	1.4
49	MP2A	X	6.038	4.9
50	MP2A	Z	0	4.9
51	MP2A	Mx	-.007	4.9
52	MP2B	X	7.342	1.4
53	MP2B	Z	0	1.4
54	MP2B	Mx	.003	1.4
55	MP2B	X	7.342	4.9
56	MP2B	Z	0	4.9
57	MP2B	Mx	.003	4.9
58	MP2C	X	8.824	1.4
59	MP2C	Z	0	1.4
60	MP2C	Mx	.01	1.4
61	MP2C	X	8.824	4.9
62	MP2C	Z	0	4.9
63	MP2C	Mx	.01	4.9
64	MP2A	X	6.038	1.4

Member Point Loads (BLC 30 : Antenna Wm (90 Deg)) (Continued)

	Member Label	Direction	Magnitude[lb.k-ft]	Location[ft.%]
65	MP2A	Z	0	1.4
66	MP2A	Mx	-.007	1.4
67	MP2A	X	6.038	4.9
68	MP2A	Z	0	4.9
69	MP2A	Mx	-.007	4.9
70	MP2B	X	7.342	1.4
71	MP2B	Z	0	1.4
72	MP2B	Mx	.01	1.4
73	MP2B	X	7.342	4.9
74	MP2B	Z	0	4.9
75	MP2B	Mx	.01	4.9
76	MP2C	X	8.824	1.4
77	MP2C	Z	0	1.4
78	MP2C	Mx	-.003	1.4
79	MP2C	X	8.824	4.9
80	MP2C	Z	0	4.9
81	MP2C	Mx	-.003	4.9
82	MP1C	X	9.567	.25
83	MP1C	Z	0	.25
84	MP1C	Mx	.004	.25
85	MP1C	X	9.567	5.08
86	MP1C	Z	0	5.08
87	MP1C	Mx	.004	5.08
88	MP4C	X	9.567	.25
89	MP4C	Z	0	.25
90	MP4C	Mx	.004	.25
91	MP4C	X	9.567	5.08
92	MP4C	Z	0	5.08
93	MP4C	Mx	.004	5.08
94	MP1A	X	8.707	.25
95	MP1A	Z	0	.25
96	MP1A	Mx	-.011	.25
97	MP1A	X	8.707	5.08
98	MP1A	Z	0	5.08
99	MP1A	Mx	-.011	5.08
100	MP1B	X	6.915	.25
101	MP1B	Z	0	.25
102	MP1B	Mx	.007	.25
103	MP1B	X	6.915	5.08
104	MP1B	Z	0	5.08
105	MP1B	Mx	.007	5.08
106	MP4A	X	8.707	.25
107	MP4A	Z	0	.25
108	MP4A	Mx	-.011	.25
109	MP4A	X	8.707	5.08
110	MP4A	Z	0	5.08
111	MP4A	Mx	-.011	5.08
112	MP4B	X	6.915	.25
113	MP4B	Z	0	.25
114	MP4B	Mx	.007	.25
115	MP4B	X	6.915	5.08
116	MP4B	Z	0	5.08
117	MP4B	Mx	.007	5.08
118	M103	X	6.407	1
119	M103	Z	0	1
120	M103	Mx	0	1



Company :
 Designer :
 Job Number :
 Model Name :

June 28, 2021
 3:10 PM
 Checked By: _____

Member Point Loads (BLC 31 : Antenna Wm (120 Deg))

	Member Label	Direction	Magnitude[lb.k-ft]	Location[ft.%]
1	MP3A	X	2.233	2.15
2	MP3A	Z	1.289	2.15
3	MP3A	Mx	-9.3e-5	2.15
4	MP3A	X	2.233	4.15
5	MP3A	Z	1.289	4.15
6	MP3A	Mx	-9.3e-5	4.15
7	MP3B	X	3.815	2.15
8	MP3B	Z	2.203	2.15
9	MP3B	Mx	6.3e-5	2.15
10	MP3B	X	3.815	4.15
11	MP3B	Z	2.203	4.15
12	MP3B	Mx	6.3e-5	4.15
13	MP3C	X	2.641	2.15
14	MP3C	Z	1.525	2.15
15	MP3C	Mx	9.7e-5	2.15
16	MP3C	X	2.641	4.15
17	MP3C	Z	1.525	4.15
18	MP3C	Mx	9.7e-5	4.15
19	MP2A	X	.497	1
20	MP2A	Z	.287	1
21	MP2A	Mx	.000249	1
22	MP2B	X	.623	1
23	MP2B	Z	.36	1
24	MP2B	Mx	-.000123	1
25	MP2C	X	.53	1
26	MP2C	Z	.306	1
27	MP2C	Mx	-.000234	1
28	MP2A	X	2.456	2.5
29	MP2A	Z	1.418	2.5
30	MP2A	Mx	.001	2.5
31	MP2B	X	3.142	2.5
32	MP2B	Z	1.814	2.5
33	MP2B	Mx	-.00062	2.5
34	MP2C	X	2.633	2.5
35	MP2C	Z	1.52	2.5
36	MP2C	Mx	-.001	2.5
37	MP3A	X	2.144	2.5
38	MP3A	Z	1.238	2.5
39	MP3A	Mx	.001	2.5
40	MP3B	X	3.093	2.5
41	MP3B	Z	1.786	2.5
42	MP3B	Mx	-.000611	2.5
43	MP3C	X	2.389	2.5
44	MP3C	Z	1.379	2.5
45	MP3C	Mx	-.001	2.5
46	MP2A	X	5.912	1.4
47	MP2A	Z	3.413	1.4
48	MP2A	Mx	-.004	1.4
49	MP2A	X	5.912	4.9
50	MP2A	Z	3.413	4.9
51	MP2A	Mx	-.004	4.9
52	MP2B	X	7.642	1.4
53	MP2B	Z	4.412	1.4
54	MP2B	Mx	-.003	1.4
55	MP2B	X	7.642	4.9
56	MP2B	Z	4.412	4.9
57	MP2B	Mx	-.003	4.9



Company :
 Designer :
 Job Number :
 Model Name :

June 28, 2021
 3:10 PM
 Checked By: _____

Member Point Loads (BLC 31 : Antenna Wm (120 Deg)) (Continued)

	Member Label	Direction	Magnitude[lb.k-ft]	Location[ft,%]
58	MP2C	X	6.358	1.4
59	MP2C	Z	3.671	1.4
60	MP2C	Mx	.01	1.4
61	MP2C	X	6.358	4.9
62	MP2C	Z	3.671	4.9
63	MP2C	Mx	.01	4.9
64	MP2A	X	5.912	1.4
65	MP2A	Z	3.413	1.4
66	MP2A	Mx	-.009	1.4
67	MP2A	X	5.912	4.9
68	MP2A	Z	3.413	4.9
69	MP2A	Mx	-.009	4.9
70	MP2B	X	7.642	1.4
71	MP2B	Z	4.412	1.4
72	MP2B	Mx	.01	1.4
73	MP2B	X	7.642	4.9
74	MP2B	Z	4.412	4.9
75	MP2B	Mx	.01	4.9
76	MP2C	X	6.358	1.4
77	MP2C	Z	3.671	1.4
78	MP2C	Mx	.003	1.4
79	MP2C	X	6.358	4.9
80	MP2C	Z	3.671	4.9
81	MP2C	Mx	.003	4.9
82	MP1C	X	7.864	.25
83	MP1C	Z	4.54	.25
84	MP1C	Mx	.009	.25
85	MP1C	X	7.864	5.08
86	MP1C	Z	4.54	5.08
87	MP1C	Mx	.009	5.08
88	MP4C	X	7.864	.25
89	MP4C	Z	4.54	.25
90	MP4C	Mx	.009	.25
91	MP4C	X	7.864	5.08
92	MP4C	Z	4.54	5.08
93	MP4C	Mx	.009	5.08
94	MP1A	X	6.602	.25
95	MP1A	Z	3.811	.25
96	MP1A	Mx	-.009	.25
97	MP1A	X	6.602	5.08
98	MP1A	Z	3.811	5.08
99	MP1A	Mx	-.009	5.08
100	MP1B	X	4.224	.25
101	MP1B	Z	2.439	.25
102	MP1B	Mx	.002	.25
103	MP1B	X	4.224	5.08
104	MP1B	Z	2.439	5.08
105	MP1B	Mx	.002	5.08
106	MP4A	X	6.602	.25
107	MP4A	Z	3.811	.25
108	MP4A	Mx	-.009	.25
109	MP4A	X	6.602	5.08
110	MP4A	Z	3.811	5.08
111	MP4A	Mx	-.009	5.08
112	MP4B	X	4.224	.25
113	MP4B	Z	2.439	.25
114	MP4B	Mx	.002	.25



Company :
 Designer :
 Job Number :
 Model Name :

June 28, 2021
 3:10 PM
 Checked By: _____

Member Point Loads (BLC 31 : Antenna Wm (120 Deg)) (Continued)

	Member Label	Direction	Magnitude[lb.k-ft]	Location[ft.%]
115	MP4B	X	4.224	5.08
116	MP4B	Z	2.439	5.08
117	MP4B	Mx	.002	5.08
118	M103	X	5.404	1
119	M103	Z	3.12	1
120	M103	Mx	0	1

Member Point Loads (BLC 32 : Antenna Wm (150 Deg))

	Member Label	Direction	Magnitude[lb.k-ft]	Location[ft.%]
1	MP3A	X	2.011	2.15
2	MP3A	Z	3.483	2.15
3	MP3A	Mx	-8.4e-5	2.15
4	MP3A	X	2.011	4.15
5	MP3A	Z	3.483	4.15
6	MP3A	Mx	-8.4e-5	4.15
7	MP3B	X	2.328	2.15
8	MP3B	Z	4.032	2.15
9	MP3B	Mx	-3.4e-5	2.15
10	MP3B	X	2.328	4.15
11	MP3B	Z	4.032	4.15
12	MP3B	Mx	-3.4e-5	4.15
13	MP3C	X	.972	2.15
14	MP3C	Z	1.683	2.15
15	MP3C	Mx	8e-5	2.15
16	MP3C	X	.972	4.15
17	MP3C	Z	1.683	4.15
18	MP3C	Mx	8e-5	4.15
19	MP2A	X	.345	1
20	MP2A	Z	.597	1
21	MP2A	Mx	.000172	1
22	MP2B	X	.37	1
23	MP2B	Z	.641	1
24	MP2B	Mx	6.4e-5	1
25	MP2C	X	.262	1
26	MP2C	Z	.453	1
27	MP2C	Mx	-.000258	1
28	MP2A	X	1.731	2.5
29	MP2A	Z	2.998	2.5
30	MP2A	Mx	.000866	2.5
31	MP2B	X	1.868	2.5
32	MP2B	Z	3.236	2.5
33	MP2B	Mx	.000325	2.5
34	MP2C	X	1.28	2.5
35	MP2C	Z	2.218	2.5
36	MP2C	Mx	-.001	2.5
37	MP3A	X	1.671	2.5
38	MP3A	Z	2.894	2.5
39	MP3A	Mx	.000836	2.5
40	MP3B	X	1.861	2.5
41	MP3B	Z	3.223	2.5
42	MP3B	Mx	.000323	2.5
43	MP3C	X	1.048	2.5
44	MP3C	Z	1.815	2.5
45	MP3C	Mx	-.001	2.5
46	MP2A	X	4.202	1.4
47	MP2A	Z	7.279	1.4



Company :
 Designer :
 Job Number :
 Model Name :

June 28, 2021
 3:10 PM
 Checked By: _____

Member Point Loads (BLC 32 : Antenna Wm (150 Deg)) (Continued)

	Member Label	Direction	Magnitude[lb.k-ft]	Location[ft,%]
48	MP2A	Mx	.000732	1.4
49	MP2A	X	4.202	4.9
50	MP2A	Z	7.279	4.9
51	MP2A	Mx	.000732	4.9
52	MP2B	X	4.549	1.4
53	MP2B	Z	7.879	1.4
54	MP2B	Mx	-.008	1.4
55	MP2B	X	4.549	4.9
56	MP2B	Z	7.879	4.9
57	MP2B	Mx	-.008	4.9
58	MP2C	X	3.067	1.4
59	MP2C	Z	5.312	1.4
60	MP2C	Mx	.008	1.4
61	MP2C	X	3.067	4.9
62	MP2C	Z	5.312	4.9
63	MP2C	Mx	.008	4.9
64	MP2A	X	4.202	1.4
65	MP2A	Z	7.279	1.4
66	MP2A	Mx	-.01	1.4
67	MP2A	X	4.202	4.9
68	MP2A	Z	7.279	4.9
69	MP2A	Mx	-.01	4.9
70	MP2B	X	4.549	1.4
71	MP2B	Z	7.879	1.4
72	MP2B	Mx	.005	1.4
73	MP2B	X	4.549	4.9
74	MP2B	Z	7.879	4.9
75	MP2B	Mx	.005	4.9
76	MP2C	X	3.067	1.4
77	MP2C	Z	5.312	1.4
78	MP2C	Mx	.006	1.4
79	MP2C	X	3.067	4.9
80	MP2C	Z	5.312	4.9
81	MP2C	Mx	.006	4.9
82	MP1C	X	4.342	.25
83	MP1C	Z	7.521	.25
84	MP1C	Mx	.011	.25
85	MP1C	X	4.342	5.08
86	MP1C	Z	7.521	5.08
87	MP1C	Mx	.011	5.08
88	MP4C	X	4.342	.25
89	MP4C	Z	7.521	.25
90	MP4C	Mx	.011	.25
91	MP4C	X	4.342	5.08
92	MP4C	Z	7.521	5.08
93	MP4C	Mx	.011	5.08
94	MP1A	X	2.727	.25
95	MP1A	Z	4.723	.25
96	MP1A	Mx	-.004	.25
97	MP1A	X	2.727	5.08
98	MP1A	Z	4.723	5.08
99	MP1A	Mx	-.004	5.08
100	MP1B	X	2.25	.25
101	MP1B	Z	3.898	.25
102	MP1B	Mx	-.001	.25
103	MP1B	X	2.25	5.08
104	MP1B	Z	3.898	5.08



Company :
 Designer :
 Job Number :
 Model Name :

June 28, 2021
 3:10 PM
 Checked By: _____

Member Point Loads (BLC 32 : Antenna Wm (150 Deg)) (Continued)

	Member Label	Direction	Magnitude[lb.k-ft]	Location[ft.%]
105	MP1B	Mx	-0.01	5.08
106	MP4A	X	2.727	.25
107	MP4A	Z	4.723	.25
108	MP4A	Mx	-0.04	.25
109	MP4A	X	2.727	5.08
110	MP4A	Z	4.723	5.08
111	MP4A	Mx	-0.04	5.08
112	MP4B	X	2.25	.25
113	MP4B	Z	3.898	.25
114	MP4B	Mx	-0.01	.25
115	MP4B	X	2.25	5.08
116	MP4B	Z	3.898	5.08
117	MP4B	Mx	-0.01	5.08
118	M103	X	3.488	1
119	M103	Z	6.041	1
120	M103	Mx	0	1

Member Point Loads (BLC 33 : Antenna Wm (180 Deg))

	Member Label	Direction	Magnitude[lb.k-ft]	Location[ft.%]
1	MP3A	X	0	2.15
2	MP3A	Z	4.743	2.15
3	MP3A	Mx	0	2.15
4	MP3A	X	0	4.15
5	MP3A	Z	4.743	4.15
6	MP3A	Mx	0	4.15
7	MP3B	X	0	2.15
8	MP3B	Z	3.551	2.15
9	MP3B	Mx	-9.5e-5	2.15
10	MP3B	X	0	4.15
11	MP3B	Z	3.551	4.15
12	MP3B	Mx	-9.5e-5	4.15
13	MP3C	X	0	2.15
14	MP3C	Z	2.195	2.15
15	MP3C	Mx	8.6e-5	2.15
16	MP3C	X	0	4.15
17	MP3C	Z	2.195	4.15
18	MP3C	Mx	8.6e-5	4.15
19	MP2A	X	0	1
20	MP2A	Z	.747	1
21	MP2A	Mx	0	1
22	MP2B	X	0	1
23	MP2B	Z	.652	1
24	MP2B	Mx	.00021	1
25	MP2C	X	0	1
26	MP2C	Z	.544	1
27	MP2C	Mx	-.000256	1
28	MP2A	X	0	2.5
29	MP2A	Z	3.774	2.5
30	MP2A	Mx	0	2.5
31	MP2B	X	0	2.5
32	MP2B	Z	3.257	2.5
33	MP2B	Mx	.001	2.5
34	MP2C	X	0	2.5
35	MP2C	Z	2.669	2.5
36	MP2C	Mx	-.001	2.5
37	MP3A	X	0	2.5

Member Point Loads (BLC 33 : Antenna Wm (180 Deg)) (Continued)

	Member Label	Direction	Magnitude[lb.k-ft]	Location[ft,%]
38	MP3A	Z	3.774	2.5
39	MP3A	Mx	0	2.5
40	MP3B	X	0	2.5
41	MP3B	Z	3.059	2.5
42	MP3B	Mx	.000983	2.5
43	MP3C	X	0	2.5
44	MP3C	Z	2.246	2.5
45	MP3C	Mx	-.001	2.5
46	MP2A	X	0	1.4
47	MP2A	Z	9.193	1.4
48	MP2A	Mx	.007	1.4
49	MP2A	X	0	4.9
50	MP2A	Z	9.193	4.9
51	MP2A	Mx	.007	4.9
52	MP2B	X	0	1.4
53	MP2B	Z	7.89	1.4
54	MP2B	Mx	-.01	1.4
55	MP2B	X	0	4.9
56	MP2B	Z	7.89	4.9
57	MP2B	Mx	-.01	4.9
58	MP2C	X	0	1.4
59	MP2C	Z	6.407	1.4
60	MP2C	Mx	.005	1.4
61	MP2C	X	0	4.9
62	MP2C	Z	6.407	4.9
63	MP2C	Mx	.005	4.9
64	MP2A	X	0	1.4
65	MP2A	Z	9.193	1.4
66	MP2A	Mx	-.007	1.4
67	MP2A	X	0	4.9
68	MP2A	Z	9.193	4.9
69	MP2A	Mx	-.007	4.9
70	MP2B	X	0	1.4
71	MP2B	Z	7.89	1.4
72	MP2B	Mx	-.001	1.4
73	MP2B	X	0	4.9
74	MP2B	Z	7.89	4.9
75	MP2B	Mx	-.001	4.9
76	MP2C	X	0	1.4
77	MP2C	Z	6.407	1.4
78	MP2C	Mx	.008	1.4
79	MP2C	X	0	4.9
80	MP2C	Z	6.407	4.9
81	MP2C	Mx	.008	4.9
82	MP1C	X	0	.25
83	MP1C	Z	8.774	.25
84	MP1C	Mx	.011	.25
85	MP1C	X	0	5.08
86	MP1C	Z	8.774	5.08
87	MP1C	Mx	.011	5.08
88	MP4C	X	0	.25
89	MP4C	Z	8.774	.25
90	MP4C	Mx	.011	.25
91	MP4C	X	0	5.08
92	MP4C	Z	8.774	5.08
93	MP4C	Mx	.011	5.08
94	MP1A	X	0	.25

Member Point Loads (BLC 33 : Antenna Wm (180 Deg)) (Continued)

	Member Label	Direction	Magnitude[lb.k-ft]	Location[ft. %]
95	MP1A	Z	4.37	.25
96	MP1A	Mx	0	.25
97	MP1A	X	0	5.08
98	MP1A	Z	4.37	5.08
99	MP1A	Mx	0	5.08
100	MP1B	X	0	.25
101	MP1B	Z	6.162	.25
102	MP1B	Mx	-.005	.25
103	MP1B	X	0	5.08
104	MP1B	Z	6.162	5.08
105	MP1B	Mx	-.005	5.08
106	MP4A	X	0	.25
107	MP4A	Z	4.37	.25
108	MP4A	Mx	0	.25
109	MP4A	X	0	5.08
110	MP4A	Z	4.37	5.08
111	MP4A	Mx	0	5.08
112	MP4B	X	0	.25
113	MP4B	Z	6.162	.25
114	MP4B	Mx	-.005	.25
115	MP4B	X	0	5.08
116	MP4B	Z	6.162	5.08
117	MP4B	Mx	-.005	5.08
118	M103	X	0	1
119	M103	Z	7.878	1
120	M103	Mx	0	1

Member Point Loads (BLC 34 : Antenna Wm (210 Deg))

	Member Label	Direction	Magnitude[lb.k-ft]	Location[ft. %]
1	MP3A	X	-2.011	2.15
2	MP3A	Z	3.483	2.15
3	MP3A	Mx	8.4e-5	2.15
4	MP3A	X	-2.011	4.15
5	MP3A	Z	3.483	4.15
6	MP3A	Mx	8.4e-5	4.15
7	MP3B	X	-1.097	2.15
8	MP3B	Z	1.901	2.15
9	MP3B	Mx	-8.6e-5	2.15
10	MP3B	X	-1.097	4.15
11	MP3B	Z	1.901	4.15
12	MP3B	Mx	-8.6e-5	4.15
13	MP3C	X	-1.775	2.15
14	MP3C	Z	3.075	2.15
15	MP3C	Mx	9.5e-5	2.15
16	MP3C	X	-1.775	4.15
17	MP3C	Z	3.075	4.15
18	MP3C	Mx	9.5e-5	4.15
19	MP2A	X	-.345	1
20	MP2A	Z	.597	1
21	MP2A	Mx	-.000172	1
22	MP2B	X	-.272	1
23	MP2B	Z	.471	1
24	MP2B	Mx	.000256	1
25	MP2C	X	-.326	1
26	MP2C	Z	.564	1
27	MP2C	Mx	-.000209	1



Company :
 Designer :
 Job Number :
 Model Name :

June 28, 2021
 3:10 PM
 Checked By: _____

Member Point Loads (BLC 34 : Antenna Wm (210 Deg)) (Continued)

	Member Label	Direction	Magnitude[lb.k-ft]	Location[ft.%]
28	MP2A	X	-1.731	2.5
29	MP2A	Z	2.998	2.5
30	MP2A	Mx	-.000866	2.5
31	MP2B	X	-1.335	2.5
32	MP2B	Z	2.312	2.5
33	MP2B	Mx	.001	2.5
34	MP2C	X	-1.629	2.5
35	MP2C	Z	2.821	2.5
36	MP2C	Mx	-.001	2.5
37	MP3A	X	-1.671	2.5
38	MP3A	Z	2.894	2.5
39	MP3A	Mx	-.000836	2.5
40	MP3B	X	-1.123	2.5
41	MP3B	Z	1.945	2.5
42	MP3B	Mx	.001	2.5
43	MP3C	X	-1.53	2.5
44	MP3C	Z	2.649	2.5
45	MP3C	Mx	-.000983	2.5
46	MP2A	X	-4.202	1.4
47	MP2A	Z	7.279	1.4
48	MP2A	Mx	.01	1.4
49	MP2A	X	-4.202	4.9
50	MP2A	Z	7.279	4.9
51	MP2A	Mx	.01	4.9
52	MP2B	X	-3.204	1.4
53	MP2B	Z	5.549	1.4
54	MP2B	Mx	-.008	1.4
55	MP2B	X	-3.204	4.9
56	MP2B	Z	5.549	4.9
57	MP2B	Mx	-.008	4.9
58	MP2C	X	-3.945	1.4
59	MP2C	Z	6.833	1.4
60	MP2C	Mx	.001	1.4
61	MP2C	X	-3.945	4.9
62	MP2C	Z	6.833	4.9
63	MP2C	Mx	.001	4.9
64	MP2A	X	-4.202	1.4
65	MP2A	Z	7.279	1.4
66	MP2A	Mx	-.000732	1.4
67	MP2A	X	-4.202	4.9
68	MP2A	Z	7.279	4.9
69	MP2A	Mx	-.000732	4.9
70	MP2B	X	-3.204	1.4
71	MP2B	Z	5.549	1.4
72	MP2B	Mx	-.005	1.4
73	MP2B	X	-3.204	4.9
74	MP2B	Z	5.549	4.9
75	MP2B	Mx	-.005	4.9
76	MP2C	X	-3.945	1.4
77	MP2C	Z	6.833	1.4
78	MP2C	Mx	.01	1.4
79	MP2C	X	-3.945	4.9
80	MP2C	Z	6.833	4.9
81	MP2C	Mx	.01	4.9
82	MP1C	X	-4.63	.25
83	MP1C	Z	8.02	.25
84	MP1C	Mx	.008	.25

Member Point Loads (BLC 34 : Antenna Wm (210 Deg)) (Continued)

	Member Label	Direction	Magnitude[lb.k-ft]	Location[ft. %]
85	MP1C	X	-4.63	5.08
86	MP1C	Z	8.02	5.08
87	MP1C	Mx	.008	5.08
88	MP4C	X	-4.63	.25
89	MP4C	Z	8.02	.25
90	MP4C	Mx	.008	.25
91	MP4C	X	-4.63	5.08
92	MP4C	Z	8.02	5.08
93	MP4C	Mx	.008	5.08
94	MP1A	X	-2.727	.25
95	MP1A	Z	4.723	.25
96	MP1A	Mx	.004	.25
97	MP1A	X	-2.727	5.08
98	MP1A	Z	4.723	5.08
99	MP1A	Mx	.004	5.08
100	MP1B	X	-4.1	.25
101	MP1B	Z	7.101	.25
102	MP1B	Mx	-.01	.25
103	MP1B	X	-4.1	5.08
104	MP1B	Z	7.101	5.08
105	MP1B	Mx	-.01	5.08
106	MP4A	X	-2.727	.25
107	MP4A	Z	4.723	.25
108	MP4A	Mx	.004	.25
109	MP4A	X	-2.727	5.08
110	MP4A	Z	4.723	5.08
111	MP4A	Mx	.004	5.08
112	MP4B	X	-4.1	.25
113	MP4B	Z	7.101	.25
114	MP4B	Mx	-.01	.25
115	MP4B	X	-4.1	5.08
116	MP4B	Z	7.101	5.08
117	MP4B	Mx	-.01	5.08
118	M103	X	-4.023	1
119	M103	Z	6.967	1
120	M103	Mx	0	1

Member Point Loads (BLC 35 : Antenna Wm (240 Deg))

	Member Label	Direction	Magnitude[lb.k-ft]	Location[ft. %]
1	MP3A	X	-2.233	2.15
2	MP3A	Z	1.289	2.15
3	MP3A	Mx	9.3e-5	2.15
4	MP3A	X	-2.233	4.15
5	MP3A	Z	1.289	4.15
6	MP3A	Mx	9.3e-5	4.15
7	MP3B	X	-1.683	2.15
8	MP3B	Z	.972	2.15
9	MP3B	Mx	-8e-5	2.15
10	MP3B	X	-1.683	4.15
11	MP3B	Z	.972	4.15
12	MP3B	Mx	-8e-5	4.15
13	MP3C	X	-4.032	2.15
14	MP3C	Z	2.328	2.15
15	MP3C	Mx	3.4e-5	2.15
16	MP3C	X	-4.032	4.15
17	MP3C	Z	2.328	4.15



Company :
 Designer :
 Job Number :
 Model Name :

June 28, 2021
 3:10 PM
 Checked By: _____

Member Point Loads (BLC 35 : Antenna Wm (240 Deg)) (Continued)

	Member Label	Direction	Magnitude[lb.k-ft]	Location[ft,%]
18	MP3C	Mx	3.4e-5	4.15
19	MP2A	X	-497	1
20	MP2A	Z	.287	1
21	MP2A	Mx	-.000249	1
22	MP2B	X	-.453	1
23	MP2B	Z	.262	1
24	MP2B	Mx	.000258	1
25	MP2C	X	-.641	1
26	MP2C	Z	.37	1
27	MP2C	Mx	-6.4e-5	1
28	MP2A	X	-2.456	2.5
29	MP2A	Z	1.418	2.5
30	MP2A	Mx	-.001	2.5
31	MP2B	X	-2.218	2.5
32	MP2B	Z	1.28	2.5
33	MP2B	Mx	.001	2.5
34	MP2C	X	-3.236	2.5
35	MP2C	Z	1.868	2.5
36	MP2C	Mx	-.000324	2.5
37	MP3A	X	-2.144	2.5
38	MP3A	Z	1.238	2.5
39	MP3A	Mx	-.001	2.5
40	MP3B	X	-1.815	2.5
41	MP3B	Z	1.048	2.5
42	MP3B	Mx	.001	2.5
43	MP3C	X	-3.223	2.5
44	MP3C	Z	1.861	2.5
45	MP3C	Mx	-.000323	2.5
46	MP2A	X	-5.912	1.4
47	MP2A	Z	3.413	1.4
48	MP2A	Mx	.009	1.4
49	MP2A	X	-5.912	4.9
50	MP2A	Z	3.413	4.9
51	MP2A	Mx	.009	4.9
52	MP2B	X	-5.312	1.4
53	MP2B	Z	3.067	1.4
54	MP2B	Mx	-.006	1.4
55	MP2B	X	-5.312	4.9
56	MP2B	Z	3.067	4.9
57	MP2B	Mx	-.006	4.9
58	MP2C	X	-7.879	1.4
59	MP2C	Z	4.549	1.4
60	MP2C	Mx	-.005	1.4
61	MP2C	X	-7.879	4.9
62	MP2C	Z	4.549	4.9
63	MP2C	Mx	-.005	4.9
64	MP2A	X	-5.912	1.4
65	MP2A	Z	3.413	1.4
66	MP2A	Mx	.004	1.4
67	MP2A	X	-5.912	4.9
68	MP2A	Z	3.413	4.9
69	MP2A	Mx	.004	4.9
70	MP2B	X	-5.312	1.4
71	MP2B	Z	3.067	1.4
72	MP2B	Mx	-.008	1.4
73	MP2B	X	-5.312	4.9
74	MP2B	Z	3.067	4.9



Company :
 Designer :
 Job Number :
 Model Name :

June 28, 2021
 3:10 PM
 Checked By: _____

Member Point Loads (BLC 35 : Antenna Wm (240 Deg)) (Continued)

	Member Label	Direction	Magnitude[lb.k-ft]	Location[ft. %]
75	MP2B	Mx	-.008	4.9
76	MP2C	X	-7.879	1.4
77	MP2C	Z	4.549	1.4
78	MP2C	Mx	.008	1.4
79	MP2C	X	-7.879	4.9
80	MP2C	Z	4.549	4.9
81	MP2C	Mx	.008	4.9
82	MP1C	X	-8.363	.25
83	MP1C	Z	4.828	.25
84	MP1C	Mx	.002	.25
85	MP1C	X	-8.363	5.08
86	MP1C	Z	4.828	5.08
87	MP1C	Mx	.002	5.08
88	MP4C	X	-8.363	.25
89	MP4C	Z	4.828	.25
90	MP4C	Mx	.002	.25
91	MP4C	X	-8.363	5.08
92	MP4C	Z	4.828	5.08
93	MP4C	Mx	.002	5.08
94	MP1A	X	-6.602	.25
95	MP1A	Z	3.811	.25
96	MP1A	Mx	.009	.25
97	MP1A	X	-6.602	5.08
98	MP1A	Z	3.811	5.08
99	MP1A	Mx	.009	5.08
100	MP1B	X	-7.428	.25
101	MP1B	Z	4.288	.25
102	MP1B	Mx	-.011	.25
103	MP1B	X	-7.428	5.08
104	MP1B	Z	4.288	5.08
105	MP1B	Mx	-.011	5.08
106	MP4A	X	-6.602	.25
107	MP4A	Z	3.811	.25
108	MP4A	Mx	.009	.25
109	MP4A	X	-6.602	5.08
110	MP4A	Z	3.811	5.08
111	MP4A	Mx	.009	5.08
112	MP4B	X	-7.428	.25
113	MP4B	Z	4.288	.25
114	MP4B	Mx	-.011	.25
115	MP4B	X	-7.428	5.08
116	MP4B	Z	4.288	5.08
117	MP4B	Mx	-.011	5.08
118	M103	X	-6.33	1
119	M103	Z	3.655	1
120	M103	Mx	0	1

Member Point Loads (BLC 36 : Antenna Wm (270 Deg))

	Member Label	Direction	Magnitude[lb.k-ft]	Location[ft. %]
1	MP3A	X	-1.857	2.15
2	MP3A	Z	0	2.15
3	MP3A	Mx	7.7e-5	2.15
4	MP3A	X	-1.857	4.15
5	MP3A	Z	0	4.15
6	MP3A	Mx	7.7e-5	4.15
7	MP3B	X	-3.049	2.15



Company :
 Designer :
 Job Number :
 Model Name :

June 28, 2021
 3:10 PM
 Checked By: _____

Member Point Loads (BLC 36 : Antenna Wm (270 Deg)) (Continued)

	Member Label	Direction	Magnitude[lb.k-ft]	Location[ft,%]
8	MP3B	Z	0	2.15
9	MP3B	Mx	-9.7e-5	2.15
10	MP3B	X	-3.049	4.15
11	MP3B	Z	0	4.15
12	MP3B	Mx	-9.7e-5	4.15
13	MP3C	X	-4.405	2.15
14	MP3C	Z	0	2.15
15	MP3C	Mx	-6.3e-5	2.15
16	MP3C	X	-4.405	4.15
17	MP3C	Z	0	4.15
18	MP3C	Mx	-6.3e-5	4.15
19	MP2A	X	-517	1
20	MP2A	Z	0	1
21	MP2A	Mx	-.000259	1
22	MP2B	X	-.612	1
23	MP2B	Z	0	1
24	MP2B	Mx	.000234	1
25	MP2C	X	-.72	1
26	MP2C	Z	0	1
27	MP2C	Mx	.000123	1
28	MP2A	X	-2.523	2.5
29	MP2A	Z	0	2.5
30	MP2A	Mx	-.001	2.5
31	MP2B	X	-3.04	2.5
32	MP2B	Z	0	2.5
33	MP2B	Mx	.001	2.5
34	MP2C	X	-3.628	2.5
35	MP2C	Z	0	2.5
36	MP2C	Mx	.00062	2.5
37	MP3A	X	-2.044	2.5
38	MP3A	Z	0	2.5
39	MP3A	Mx	-.001	2.5
40	MP3B	X	-2.759	2.5
41	MP3B	Z	0	2.5
42	MP3B	Mx	.001	2.5
43	MP3C	X	-3.572	2.5
44	MP3C	Z	0	2.5
45	MP3C	Mx	.000611	2.5
46	MP2A	X	-6.038	1.4
47	MP2A	Z	0	1.4
48	MP2A	Mx	.007	1.4
49	MP2A	X	-6.038	4.9
50	MP2A	Z	0	4.9
51	MP2A	Mx	.007	4.9
52	MP2B	X	-7.342	1.4
53	MP2B	Z	0	1.4
54	MP2B	Mx	-.003	1.4
55	MP2B	X	-7.342	4.9
56	MP2B	Z	0	4.9
57	MP2B	Mx	-.003	4.9
58	MP2C	X	-8.824	1.4
59	MP2C	Z	0	1.4
60	MP2C	Mx	-.01	1.4
61	MP2C	X	-8.824	4.9
62	MP2C	Z	0	4.9
63	MP2C	Mx	-.01	4.9
64	MP2A	X	-6.038	1.4

Member Point Loads (BLC 36 : Antenna Wm (270 Deg)) (Continued)

	Member Label	Direction	Magnitude[lb.k-ft]	Location[ft. %]
65	MP2A	Z	0	1.4
66	MP2A	Mx	.007	1.4
67	MP2A	X	-6.038	4.9
68	MP2A	Z	0	4.9
69	MP2A	Mx	.007	4.9
70	MP2B	X	-7.342	1.4
71	MP2B	Z	0	1.4
72	MP2B	Mx	-.01	1.4
73	MP2B	X	-7.342	4.9
74	MP2B	Z	0	4.9
75	MP2B	Mx	-.01	4.9
76	MP2C	X	-8.824	1.4
77	MP2C	Z	0	1.4
78	MP2C	Mx	.003	1.4
79	MP2C	X	-8.824	4.9
80	MP2C	Z	0	4.9
81	MP2C	Mx	.003	4.9
82	MP1C	X	-9.567	.25
83	MP1C	Z	0	.25
84	MP1C	Mx	-.004	.25
85	MP1C	X	-9.567	5.08
86	MP1C	Z	0	5.08
87	MP1C	Mx	-.004	5.08
88	MP4C	X	-9.567	.25
89	MP4C	Z	0	.25
90	MP4C	Mx	-.004	.25
91	MP4C	X	-9.567	5.08
92	MP4C	Z	0	5.08
93	MP4C	Mx	-.004	5.08
94	MP1A	X	-8.707	.25
95	MP1A	Z	0	.25
96	MP1A	Mx	.011	.25
97	MP1A	X	-8.707	5.08
98	MP1A	Z	0	5.08
99	MP1A	Mx	.011	5.08
100	MP1B	X	-6.915	.25
101	MP1B	Z	0	.25
102	MP1B	Mx	-.007	.25
103	MP1B	X	-6.915	5.08
104	MP1B	Z	0	5.08
105	MP1B	Mx	-.007	5.08
106	MP4A	X	-8.707	.25
107	MP4A	Z	0	.25
108	MP4A	Mx	.011	.25
109	MP4A	X	-8.707	5.08
110	MP4A	Z	0	5.08
111	MP4A	Mx	.011	5.08
112	MP4B	X	-6.915	.25
113	MP4B	Z	0	.25
114	MP4B	Mx	-.007	.25
115	MP4B	X	-6.915	5.08
116	MP4B	Z	0	5.08
117	MP4B	Mx	-.007	5.08
118	M103	X	-6.407	1
119	M103	Z	0	1
120	M103	Mx	0	1



Company :
 Designer :
 Job Number :
 Model Name :

June 28, 2021
 3:10 PM
 Checked By: _____

Member Point Loads (BLC 37 : Antenna Wm (300 Deg))

	Member Label	Direction	Magnitude[lb.k-ft]	Location[ft.%]
1	MP3A	X	-2.233	2.15
2	MP3A	Z	-1.289	2.15
3	MP3A	Mx	9.3e-5	2.15
4	MP3A	X	-2.233	4.15
5	MP3A	Z	-1.289	4.15
6	MP3A	Mx	9.3e-5	4.15
7	MP3B	X	-3.815	2.15
8	MP3B	Z	-2.203	2.15
9	MP3B	Mx	-6.3e-5	2.15
10	MP3B	X	-3.815	4.15
11	MP3B	Z	-2.203	4.15
12	MP3B	Mx	-6.3e-5	4.15
13	MP3C	X	-2.641	2.15
14	MP3C	Z	-1.525	2.15
15	MP3C	Mx	-9.7e-5	2.15
16	MP3C	X	-2.641	4.15
17	MP3C	Z	-1.525	4.15
18	MP3C	Mx	-9.7e-5	4.15
19	MP2A	X	-.497	1
20	MP2A	Z	-.287	1
21	MP2A	Mx	-.000249	1
22	MP2B	X	-.623	1
23	MP2B	Z	-.36	1
24	MP2B	Mx	.000123	1
25	MP2C	X	-.53	1
26	MP2C	Z	-.306	1
27	MP2C	Mx	.000234	1
28	MP2A	X	-2.456	2.5
29	MP2A	Z	-1.418	2.5
30	MP2A	Mx	-.001	2.5
31	MP2B	X	-3.142	2.5
32	MP2B	Z	-1.814	2.5
33	MP2B	Mx	.00062	2.5
34	MP2C	X	-2.633	2.5
35	MP2C	Z	-1.52	2.5
36	MP2C	Mx	.001	2.5
37	MP3A	X	-2.144	2.5
38	MP3A	Z	-1.238	2.5
39	MP3A	Mx	-.001	2.5
40	MP3B	X	-3.093	2.5
41	MP3B	Z	-1.786	2.5
42	MP3B	Mx	.000611	2.5
43	MP3C	X	-2.389	2.5
44	MP3C	Z	-1.379	2.5
45	MP3C	Mx	.001	2.5
46	MP2A	X	-5.912	1.4
47	MP2A	Z	-3.413	1.4
48	MP2A	Mx	.004	1.4
49	MP2A	X	-5.912	4.9
50	MP2A	Z	-3.413	4.9
51	MP2A	Mx	.004	4.9
52	MP2B	X	-7.642	1.4
53	MP2B	Z	-4.412	1.4
54	MP2B	Mx	.003	1.4
55	MP2B	X	-7.642	4.9
56	MP2B	Z	-4.412	4.9
57	MP2B	Mx	.003	4.9



Company :
 Designer :
 Job Number :
 Model Name :

June 28, 2021
 3:10 PM
 Checked By: _____

Member Point Loads (BLC 37 : Antenna Wm (300 Deg)) (Continued)

	Member Label	Direction	Magnitude[lb.k-ft]	Location[ft,%]
58	MP2C	X	-6.358	1.4
59	MP2C	Z	-3.671	1.4
60	MP2C	Mx	-.01	1.4
61	MP2C	X	-6.358	4.9
62	MP2C	Z	-3.671	4.9
63	MP2C	Mx	-.01	4.9
64	MP2A	X	-5.912	1.4
65	MP2A	Z	-3.413	1.4
66	MP2A	Mx	.009	1.4
67	MP2A	X	-5.912	4.9
68	MP2A	Z	-3.413	4.9
69	MP2A	Mx	.009	4.9
70	MP2B	X	-7.642	1.4
71	MP2B	Z	-4.412	1.4
72	MP2B	Mx	-.01	1.4
73	MP2B	X	-7.642	4.9
74	MP2B	Z	-4.412	4.9
75	MP2B	Mx	-.01	4.9
76	MP2C	X	-6.358	1.4
77	MP2C	Z	-3.671	1.4
78	MP2C	Mx	-.003	1.4
79	MP2C	X	-6.358	4.9
80	MP2C	Z	-3.671	4.9
81	MP2C	Mx	-.003	4.9
82	MP1C	X	-7.864	.25
83	MP1C	Z	-4.54	.25
84	MP1C	Mx	-.009	.25
85	MP1C	X	-7.864	5.08
86	MP1C	Z	-4.54	5.08
87	MP1C	Mx	-.009	5.08
88	MP4C	X	-7.864	.25
89	MP4C	Z	-4.54	.25
90	MP4C	Mx	-.009	.25
91	MP4C	X	-7.864	5.08
92	MP4C	Z	-4.54	5.08
93	MP4C	Mx	-.009	5.08
94	MP1A	X	-6.602	.25
95	MP1A	Z	-3.811	.25
96	MP1A	Mx	.009	.25
97	MP1A	X	-6.602	5.08
98	MP1A	Z	-3.811	5.08
99	MP1A	Mx	.009	5.08
100	MP1B	X	-4.224	.25
101	MP1B	Z	-2.439	.25
102	MP1B	Mx	-.002	.25
103	MP1B	X	-4.224	5.08
104	MP1B	Z	-2.439	5.08
105	MP1B	Mx	-.002	5.08
106	MP4A	X	-6.602	.25
107	MP4A	Z	-3.811	.25
108	MP4A	Mx	.009	.25
109	MP4A	X	-6.602	5.08
110	MP4A	Z	-3.811	5.08
111	MP4A	Mx	.009	5.08
112	MP4B	X	-4.224	.25
113	MP4B	Z	-2.439	.25
114	MP4B	Mx	-.002	.25



Company :
 Designer :
 Job Number :
 Model Name :

June 28, 2021
 3:10 PM
 Checked By: _____

Member Point Loads (BLC 37 : Antenna Wm (300 Deg)) (Continued)

	Member Label	Direction	Magnitude[lb.k-ft]	Location[ft.%]
115	MP4B	X	-4.224	5.08
116	MP4B	Z	-2.439	5.08
117	MP4B	Mx	-0.002	5.08
118	M103	X	-5.404	1
119	M103	Z	-3.12	1
120	M103	Mx	0	1

Member Point Loads (BLC 38 : Antenna Wm (330 Deg))

	Member Label	Direction	Magnitude[lb.k-ft]	Location[ft.%]
1	MP3A	X	-2.011	2.15
2	MP3A	Z	-3.483	2.15
3	MP3A	Mx	8.4e-5	2.15
4	MP3A	X	-2.011	4.15
5	MP3A	Z	-3.483	4.15
6	MP3A	Mx	8.4e-5	4.15
7	MP3B	X	-2.328	2.15
8	MP3B	Z	-4.032	2.15
9	MP3B	Mx	3.4e-5	2.15
10	MP3B	X	-2.328	4.15
11	MP3B	Z	-4.032	4.15
12	MP3B	Mx	3.4e-5	4.15
13	MP3C	X	-.972	2.15
14	MP3C	Z	-1.683	2.15
15	MP3C	Mx	-8e-5	2.15
16	MP3C	X	-.972	4.15
17	MP3C	Z	-1.683	4.15
18	MP3C	Mx	-8e-5	4.15
19	MP2A	X	-.345	1
20	MP2A	Z	-.597	1
21	MP2A	Mx	-.000172	1
22	MP2B	X	-.37	1
23	MP2B	Z	-.641	1
24	MP2B	Mx	-6.4e-5	1
25	MP2C	X	-.262	1
26	MP2C	Z	-.453	1
27	MP2C	Mx	.000258	1
28	MP2A	X	-1.731	2.5
29	MP2A	Z	-2.998	2.5
30	MP2A	Mx	-.000866	2.5
31	MP2B	X	-1.868	2.5
32	MP2B	Z	-3.236	2.5
33	MP2B	Mx	-.000325	2.5
34	MP2C	X	-1.28	2.5
35	MP2C	Z	-2.218	2.5
36	MP2C	Mx	.001	2.5
37	MP3A	X	-1.671	2.5
38	MP3A	Z	-2.894	2.5
39	MP3A	Mx	-.000836	2.5
40	MP3B	X	-1.861	2.5
41	MP3B	Z	-3.223	2.5
42	MP3B	Mx	-.000323	2.5
43	MP3C	X	-1.048	2.5
44	MP3C	Z	-1.815	2.5
45	MP3C	Mx	.001	2.5
46	MP2A	X	-4.202	1.4
47	MP2A	Z	-7.279	1.4



Company :
 Designer :
 Job Number :
 Model Name :

June 28, 2021
 3:10 PM
 Checked By: _____

Member Point Loads (BLC 38 : Antenna Wm (330 Deg)) (Continued)

	Member Label	Direction	Magnitude[lb.k-ft]	Location[ft,%]
48	MP2A	Mx	-.000732	1.4
49	MP2A	X	-4.202	4.9
50	MP2A	Z	-7.279	4.9
51	MP2A	Mx	-.000732	4.9
52	MP2B	X	-4.549	1.4
53	MP2B	Z	-7.879	1.4
54	MP2B	Mx	.008	1.4
55	MP2B	X	-4.549	4.9
56	MP2B	Z	-7.879	4.9
57	MP2B	Mx	.008	4.9
58	MP2C	X	-3.067	1.4
59	MP2C	Z	-5.312	1.4
60	MP2C	Mx	-.008	1.4
61	MP2C	X	-3.067	4.9
62	MP2C	Z	-5.312	4.9
63	MP2C	Mx	-.008	4.9
64	MP2A	X	-4.202	1.4
65	MP2A	Z	-7.279	1.4
66	MP2A	Mx	.01	1.4
67	MP2A	X	-4.202	4.9
68	MP2A	Z	-7.279	4.9
69	MP2A	Mx	.01	4.9
70	MP2B	X	-4.549	1.4
71	MP2B	Z	-7.879	1.4
72	MP2B	Mx	-.005	1.4
73	MP2B	X	-4.549	4.9
74	MP2B	Z	-7.879	4.9
75	MP2B	Mx	-.005	4.9
76	MP2C	X	-3.067	1.4
77	MP2C	Z	-5.312	1.4
78	MP2C	Mx	-.006	1.4
79	MP2C	X	-3.067	4.9
80	MP2C	Z	-5.312	4.9
81	MP2C	Mx	-.006	4.9
82	MP1C	X	-4.342	.25
83	MP1C	Z	-7.521	.25
84	MP1C	Mx	-.011	.25
85	MP1C	X	-4.342	5.08
86	MP1C	Z	-7.521	5.08
87	MP1C	Mx	-.011	5.08
88	MP4C	X	-4.342	.25
89	MP4C	Z	-7.521	.25
90	MP4C	Mx	-.011	.25
91	MP4C	X	-4.342	5.08
92	MP4C	Z	-7.521	5.08
93	MP4C	Mx	-.011	5.08
94	MP1A	X	-2.727	.25
95	MP1A	Z	-4.723	.25
96	MP1A	Mx	.004	.25
97	MP1A	X	-2.727	5.08
98	MP1A	Z	-4.723	5.08
99	MP1A	Mx	.004	5.08
100	MP1B	X	-2.25	.25
101	MP1B	Z	-3.898	.25
102	MP1B	Mx	.001	.25
103	MP1B	X	-2.25	5.08
104	MP1B	Z	-3.898	5.08

Member Point Loads (BLC 38 : Antenna Wm (330 Deg)) (Continued)

	Member Label	Direction	Magnitude[lb.k-ft]	Location[ft.%]
105	MP1B	Mx	.001	5.08
106	MP4A	X	-2.727	.25
107	MP4A	Z	-4.723	.25
108	MP4A	Mx	.004	.25
109	MP4A	X	-2.727	5.08
110	MP4A	Z	-4.723	5.08
111	MP4A	Mx	.004	5.08
112	MP4B	X	-2.25	.25
113	MP4B	Z	-3.898	.25
114	MP4B	Mx	.001	.25
115	MP4B	X	-2.25	5.08
116	MP4B	Z	-3.898	5.08
117	MP4B	Mx	.001	5.08
118	M103	X	-3.488	1
119	M103	Z	-6.041	1
120	M103	Mx	0	1

Member Point Loads (BLC 77 : Lm1)

	Member Label	Direction	Magnitude[lb.k-ft]	Location[ft.%]
1	M1	Y	-500	%49.219

Member Point Loads (BLC 78 : Lm2)

	Member Label	Direction	Magnitude[lb.k-ft]	Location[ft.%]
1	M1	Y	-500	%21

Member Point Loads (BLC 79 : Lv1)

	Member Label	Direction	Magnitude[lb.k-ft]	Location[ft.%]
1	M1	Y	-250	%50

Member Point Loads (BLC 80 : Lv2)

	Member Label	Direction	Magnitude[lb.k-ft]	Location[ft.%]
1	M1	Y	-250	0

Member Distributed Loads (BLC 40 : Structure Di)

	Member Label	Direction	Start Magnitude[lb/ft....]	End Magnitude[lb/ft.F...]	Start Location[ft.%]	End Location[ft.%]
1	M1	Y	-6.48	-6.48	0	%100
2	M10	Y	-9.49	-9.49	0	%100
3	MP3A	Y	-4.91	-4.91	0	%100
4	MP4A	Y	-4.91	-4.91	0	%100
5	MP2A	Y	-4.91	-4.91	0	%100
6	MP1A	Y	-4.91	-4.91	0	%100
7	M43	Y	-9.49	-9.49	0	%100
8	M46	Y	-9.998	-9.998	0	%100
9	M51B	Y	-5.542	-5.542	0	%100
10	M52B	Y	-5.542	-5.542	0	%100
11	M76	Y	-9.986	-9.986	0	%100
12	M77	Y	-9.986	-9.986	0	%100
13	M80	Y	-9.998	-9.998	0	%100
14	M84	Y	-9.986	-9.986	0	%100
15	M85	Y	-9.986	-9.986	0	%100
16	M91	Y	-9.998	-9.998	0	%100
17	M90A	Y	-6.48	-6.48	0	%100
18	MP4C	Y	-4.91	-4.91	0	%100

Member Distributed Loads (BLC 40 : Structure Di) (Continued)

	Member Label	Direction	Start Magnitude[lb/ft,...	End Magnitude[lb/ft,F...	Start Location[ft, %]	End Location[ft, %]
19	MP2C	Y	-4.91	-4.91	0	%100
20	MP1C	Y	-4.91	-4.91	0	%100
21	M107A	Y	-6.48	-6.48	0	%100
22	MP4B	Y	-4.91	-4.91	0	%100
23	MP2B	Y	-4.91	-4.91	0	%100
24	MP1B	Y	-4.91	-4.91	0	%100
25	M77A	Y	-9.49	-9.49	0	%100
26	M78A	Y	-9.998	-9.998	0	%100
27	M79B	Y	-5.542	-5.542	0	%100
28	M80A	Y	-5.542	-5.542	0	%100
29	M84A	Y	-9.986	-9.986	0	%100
30	M85A	Y	-9.986	-9.986	0	%100
31	M87	Y	-9.998	-9.998	0	%100
32	M89	Y	-9.986	-9.986	0	%100
33	M90	Y	-9.986	-9.986	0	%100
34	M92A	Y	-9.998	-9.998	0	%100
35	M100B	Y	-9.49	-9.49	0	%100
36	M101B	Y	-9.998	-9.998	0	%100
37	M102B	Y	-5.542	-5.542	0	%100
38	M103B	Y	-5.542	-5.542	0	%100
39	M107B	Y	-9.986	-9.986	0	%100
40	M108A	Y	-9.986	-9.986	0	%100
41	M110A	Y	-9.998	-9.998	0	%100
42	M112A	Y	-9.986	-9.986	0	%100
43	M113A	Y	-9.986	-9.986	0	%100
44	M115A	Y	-9.998	-9.998	0	%100
45	M122A	Y	-9.49	-9.49	0	%100
46	M123A	Y	-9.49	-9.49	0	%100
47	M124	Y	-9.49	-9.49	0	%100
48	M125	Y	-9.49	-9.49	0	%100
49	M126	Y	-9.49	-9.49	0	%100
50	M103	Y	-4.91	-4.91	0	%100
51	MP3B	Y	-4.91	-4.91	0	%100
52	MP3C	Y	-4.91	-4.91	0	%100
53	M107	Y	-4.91	-4.91	0	%100
54	M104A	Y	-5.607	-5.607	0	%100
55	M109B	Y	-5.607	-5.607	0	%100
56	M113	Y	-5.607	-5.607	0	%100
57	M126A	Y	-7.516	-7.516	0	%100
58	M127	Y	-7.516	-7.516	0	%100
59	M128	Y	-7.516	-7.516	0	%100

Member Distributed Loads (BLC 41 : Structure Wo (0 Deg))

	Member Label	Direction	Start Magnitude[lb/ft,...	End Magnitude[lb/ft,F...	Start Location[ft, %]	End Location[ft, %]
1	M1	X	0	0	0	%100
2	M1	Z	-10.087	-10.087	0	%100
3	M10	X	0	0	0	%100
4	M10	Z	-8.669	-8.669	0	%100
5	MP3A	X	0	0	0	%100
6	MP3A	Z	-6.845	-6.845	0	%100
7	MP4A	X	0	0	0	%100
8	MP4A	Z	-6.845	-6.845	0	%100
9	MP2A	X	0	0	0	%100
10	MP2A	Z	-6.845	-6.845	0	%100
11	MP1A	X	0	0	0	%100
12	MP1A	Z	-6.845	-6.845	0	%100



Company :
 Designer :
 Job Number :
 Model Name :

June 28, 2021
 3:10 PM
 Checked By: _____

Member Distributed Loads (BLC 41 : Structure Wo (0 Deg)) (Continued)

Member Label	Direction	Start Magnitude[lb/ft,...	End Magnitude[lb/ft,F...	Start Location[ft, %]	End Location[ft, %]	
13	M43	X	0	0	0	%100
14	M43	Z	-8.669	-8.669	0	%100
15	M46	X	0	0	0	%100
16	M46	Z	-17.292	-17.292	0	%100
17	M51B	X	0	0	0	%100
18	M51B	Z	-2.402	-2.402	0	%100
19	M52B	X	0	0	0	%100
20	M52B	Z	-2.402	-2.402	0	%100
21	M76	X	0	0	0	%100
22	M76	Z	0	0	0	%100
23	M77	X	0	0	0	%100
24	M77	Z	-4.403	-4.403	0	%100
25	M80	X	0	0	0	%100
26	M80	Z	-4.638	-4.638	0	%100
27	M84	X	0	0	0	%100
28	M84	Z	0	0	0	%100
29	M85	X	0	0	0	%100
30	M85	Z	-4.403	-4.403	0	%100
31	M91	X	0	0	0	%100
32	M91	Z	-4.638	-4.638	0	%100
33	M90A	X	0	0	0	%100
34	M90A	Z	-2.522	-2.522	0	%100
35	MP4C	X	0	0	0	%100
36	MP4C	Z	-6.845	-6.845	0	%100
37	MP2C	X	0	0	0	%100
38	MP2C	Z	-6.845	-6.845	0	%100
39	MP1C	X	0	0	0	%100
40	MP1C	Z	-6.845	-6.845	0	%100
41	M107A	X	0	0	0	%100
42	M107A	Z	-2.522	-2.522	0	%100
43	MP4B	X	0	0	0	%100
44	MP4B	Z	-6.845	-6.845	0	%100
45	MP2B	X	0	0	0	%100
46	MP2B	Z	-6.845	-6.845	0	%100
47	MP1B	X	0	0	0	%100
48	MP1B	Z	-6.845	-6.845	0	%100
49	M77A	X	0	0	0	%100
50	M77A	Z	-2.167	-2.167	0	%100
51	M78A	X	0	0	0	%100
52	M78A	Z	-4.323	-4.323	0	%100
53	M79B	X	0	0	0	%100
54	M79B	Z	-2.402	-2.402	0	%100
55	M80A	X	0	0	0	%100
56	M80A	Z	-9.607	-9.607	0	%100
57	M84A	X	0	0	0	%100
58	M84A	Z	-12.969	-12.969	0	%100
59	M85A	X	0	0	0	%100
60	M85A	Z	-4.403	-4.403	0	%100
61	M87	X	0	0	0	%100
62	M87	Z	-4.638	-4.638	0	%100
63	M89	X	0	0	0	%100
64	M89	Z	-12.969	-12.969	0	%100
65	M90	X	0	0	0	%100
66	M90	Z	-17.612	-17.612	0	%100
67	M92A	X	0	0	0	%100
68	M92A	Z	-18.55	-18.55	0	%100
69	M100B	X	0	0	0	%100

Member Distributed Loads (BLC 41 : Structure Wo (0 Deg)) (Continued)

	Member Label	Direction	Start Magnitude[lb/ft....	End Magnitude[lb/ft.F...	Start Location[ft.%]	End Location[ft.%]
70	M100B	Z	-2.167	-2.167	0	%100
71	M101B	X	0	0	0	%100
72	M101B	Z	-4.323	-4.323	0	%100
73	M102B	X	0	0	0	%100
74	M102B	Z	-9.607	-9.607	0	%100
75	M103B	X	0	0	0	%100
76	M103B	Z	-2.402	-2.402	0	%100
77	M107B	X	0	0	0	%100
78	M107B	Z	-12.969	-12.969	0	%100
79	M108A	X	0	0	0	%100
80	M108A	Z	-17.612	-17.612	0	%100
81	M110A	X	0	0	0	%100
82	M110A	Z	-18.55	-18.55	0	%100
83	M112A	X	0	0	0	%100
84	M112A	Z	-12.969	-12.969	0	%100
85	M113A	X	0	0	0	%100
86	M113A	Z	-4.403	-4.403	0	%100
87	M115A	X	0	0	0	%100
88	M115A	Z	-4.638	-4.638	0	%100
89	M122A	X	0	0	0	%100
90	M122A	Z	-2.167	-2.167	0	%100
91	M123A	X	0	0	0	%100
92	M123A	Z	-2.167	-2.167	0	%100
93	M124	X	0	0	0	%100
94	M124	Z	0	0	0	%100
95	M125	X	0	0	0	%100
96	M125	Z	-7.675	-7.675	0	%100
97	M126	X	0	0	0	%100
98	M126	Z	-7.675	-7.675	0	%100
99	M103	X	0	0	0	%100
100	M103	Z	-6.845	-6.845	0	%100
101	MP3B	X	0	0	0	%100
102	MP3B	Z	-6.845	-6.845	0	%100
103	MP3C	X	0	0	0	%100
104	MP3C	Z	-6.845	-6.845	0	%100
105	M107	X	0	0	0	%100
106	M107	Z	-6.845	-6.845	0	%100
107	M104A	X	0	0	0	%100
108	M104A	Z	-8.286	-8.286	0	%100
109	M109B	X	0	0	0	%100
110	M109B	Z	-2.071	-2.071	0	%100
111	M113	X	0	0	0	%100
112	M113	Z	-2.071	-2.071	0	%100
113	M126A	X	0	0	0	%100
114	M126A	Z	-2.619	-2.619	0	%100
115	M127	X	0	0	0	%100
116	M127	Z	-2.619	-2.619	0	%100
117	M128	X	0	0	0	%100
118	M128	Z	-10.474	-10.474	0	%100

Member Distributed Loads (BLC 42 : Structure Wo (30 Deg))

	Member Label	Direction	Start Magnitude[lb/ft....	End Magnitude[lb/ft.F...	Start Location[ft.%]	End Location[ft.%]
1	M1	X	3.783	3.783	0	%100
2	M1	Z	-6.552	-6.552	0	%100
3	M10	X	3.251	3.251	0	%100
4	M10	Z	-5.631	-5.631	0	%100



Company :
 Designer :
 Job Number :
 Model Name :

June 28, 2021
 3:10 PM
 Checked By: _____

Member Distributed Loads (BLC 42 : Structure Wo (30 Deg)) (Continued)

Member Label	Direction	Start Magnitude[lb/ft,...	End Magnitude[lb/ft,F...	Start Location[ft, %]	End Location[ft, %]
5	MP3A	X	3.422	3.422	0 %100
6	MP3A	Z	-5.928	-5.928	0 %100
7	MP4A	X	3.422	3.422	0 %100
8	MP4A	Z	-5.928	-5.928	0 %100
9	MP2A	X	3.422	3.422	0 %100
10	MP2A	Z	-5.928	-5.928	0 %100
11	MP1A	X	3.422	3.422	0 %100
12	MP1A	Z	-5.928	-5.928	0 %100
13	M43	X	3.251	3.251	0 %100
14	M43	Z	-5.631	-5.631	0 %100
15	M46	X	6.484	6.484	0 %100
16	M46	Z	-11.231	-11.231	0 %100
17	M51B	X	3.602	3.602	0 %100
18	M51B	Z	-6.24	-6.24	0 %100
19	M52B	X	0	0	0 %100
20	M52B	Z	0	0	0 %100
21	M76	X	2.161	2.161	0 %100
22	M76	Z	-3.744	-3.744	0 %100
23	M77	X	6.605	6.605	0 %100
24	M77	Z	-11.439	-11.439	0 %100
25	M80	X	6.956	6.956	0 %100
26	M80	Z	-12.049	-12.049	0 %100
27	M84	X	2.161	2.161	0 %100
28	M84	Z	-3.744	-3.744	0 %100
29	M85	X	0	0	0 %100
30	M85	Z	0	0	0 %100
31	M91	X	0	0	0 %100
32	M91	Z	0	0	0 %100
33	M90A	X	3.783	3.783	0 %100
34	M90A	Z	-6.552	-6.552	0 %100
35	MP4C	X	3.422	3.422	0 %100
36	MP4C	Z	-5.928	-5.928	0 %100
37	MP2C	X	3.422	3.422	0 %100
38	MP2C	Z	-5.928	-5.928	0 %100
39	MP1C	X	3.422	3.422	0 %100
40	MP1C	Z	-5.928	-5.928	0 %100
41	M107A	X	0	0	0 %100
42	M107A	Z	0	0	0 %100
43	MP4B	X	3.422	3.422	0 %100
44	MP4B	Z	-5.928	-5.928	0 %100
45	MP2B	X	3.422	3.422	0 %100
46	MP2B	Z	-5.928	-5.928	0 %100
47	MP1B	X	3.422	3.422	0 %100
48	MP1B	Z	-5.928	-5.928	0 %100
49	M77A	X	3.251	3.251	0 %100
50	M77A	Z	-5.631	-5.631	0 %100
51	M78A	X	6.484	6.484	0 %100
52	M78A	Z	-11.231	-11.231	0 %100
53	M79B	X	0	0	0 %100
54	M79B	Z	0	0	0 %100
55	M80A	X	3.602	3.602	0 %100
56	M80A	Z	-6.24	-6.24	0 %100
57	M84A	X	2.161	2.161	0 %100
58	M84A	Z	-3.744	-3.744	0 %100
59	M85A	X	0	0	0 %100
60	M85A	Z	0	0	0 %100
61	M87	X	0	0	0 %100



Company :
 Designer :
 Job Number :
 Model Name :

June 28, 2021
 3:10 PM
 Checked By: _____

Member Distributed Loads (BLC 42 : Structure Wo (30 Deg)) (Continued)

Member Label	Direction	Start Magnitude[lb/ft,...	End Magnitude[lb/ft,F...	Start Location[ft, %]	End Location[ft, %]	
62	M87	Z	0	0	0	%100
63	M89	X	2.161	2.161	0	%100
64	M89	Z	-3.744	-3.744	0	%100
65	M90	X	6.605	6.605	0	%100
66	M90	Z	-11.439	-11.439	0	%100
67	M92A	X	6.956	6.956	0	%100
68	M92A	Z	-12.049	-12.049	0	%100
69	M100B	X	0	0	0	%100
70	M100B	Z	0	0	0	%100
71	M101B	X	0	0	0	%100
72	M101B	Z	0	0	0	%100
73	M102B	X	3.602	3.602	0	%100
74	M102B	Z	-6.24	-6.24	0	%100
75	M103B	X	3.602	3.602	0	%100
76	M103B	Z	-6.24	-6.24	0	%100
77	M107B	X	8.646	8.646	0	%100
78	M107B	Z	-14.975	-14.975	0	%100
79	M108A	X	6.605	6.605	0	%100
80	M108A	Z	-11.439	-11.439	0	%100
81	M110A	X	6.956	6.956	0	%100
82	M110A	Z	-12.049	-12.049	0	%100
83	M112A	X	8.646	8.646	0	%100
84	M112A	Z	-14.975	-14.975	0	%100
85	M113A	X	6.605	6.605	0	%100
86	M113A	Z	-11.439	-11.439	0	%100
87	M115A	X	6.956	6.956	0	%100
88	M115A	Z	-12.049	-12.049	0	%100
89	M122A	X	3.251	3.251	0	%100
90	M122A	Z	-5.631	-5.631	0	%100
91	M123A	X	0	0	0	%100
92	M123A	Z	0	0	0	%100
93	M124	X	1.279	1.279	0	%100
94	M124	Z	-2.216	-2.216	0	%100
95	M125	X	1.279	1.279	0	%100
96	M125	Z	-2.216	-2.216	0	%100
97	M126	X	5.117	5.117	0	%100
98	M126	Z	-8.863	-8.863	0	%100
99	M103	X	3.422	3.422	0	%100
100	M103	Z	-5.928	-5.928	0	%100
101	MP3B	X	3.422	3.422	0	%100
102	MP3B	Z	-5.928	-5.928	0	%100
103	MP3C	X	3.422	3.422	0	%100
104	MP3C	Z	-5.928	-5.928	0	%100
105	M107	X	3.422	3.422	0	%100
106	M107	Z	-5.928	-5.928	0	%100
107	M104A	X	3.107	3.107	0	%100
108	M104A	Z	-5.382	-5.382	0	%100
109	M109B	X	3.107	3.107	0	%100
110	M109B	Z	-5.382	-5.382	0	%100
111	M113	X	0	0	0	%100
112	M113	Z	0	0	0	%100
113	M126A	X	3.928	3.928	0	%100
114	M126A	Z	-6.803	-6.803	0	%100
115	M127	X	0	0	0	%100
116	M127	Z	0	0	0	%100
117	M128	X	3.928	3.928	0	%100
118	M128	Z	-6.803	-6.803	0	%100



Company :
 Designer :
 Job Number :
 Model Name :

June 28, 2021
 3:10 PM
 Checked By: _____

Member Distributed Loads (BLC 43 : Structure Wo (60 Deg))

	Member Label	Direction	Start Magnitude[lb/ft,...	End Magnitude[lb/ft,F...	Start Location[ft, %]	End Location[ft, %]
1	M1	X	2.184	2.184	0	%100
2	M1	Z	-1.261	-1.261	0	%100
3	M10	X	1.877	1.877	0	%100
4	M10	Z	-1.084	-1.084	0	%100
5	MP3A	X	5.928	5.928	0	%100
6	MP3A	Z	-3.422	-3.422	0	%100
7	MP4A	X	5.928	5.928	0	%100
8	MP4A	Z	-3.422	-3.422	0	%100
9	MP2A	X	5.928	5.928	0	%100
10	MP2A	Z	-3.422	-3.422	0	%100
11	MP1A	X	5.928	5.928	0	%100
12	MP1A	Z	-3.422	-3.422	0	%100
13	M43	X	1.877	1.877	0	%100
14	M43	Z	-1.084	-1.084	0	%100
15	M46	X	3.744	3.744	0	%100
16	M46	Z	-2.161	-2.161	0	%100
17	M51B	X	8.32	8.32	0	%100
18	M51B	Z	-4.803	-4.803	0	%100
19	M52B	X	2.08	2.08	0	%100
20	M52B	Z	-1.201	-1.201	0	%100
21	M76	X	11.231	11.231	0	%100
22	M76	Z	-6.484	-6.484	0	%100
23	M77	X	15.253	15.253	0	%100
24	M77	Z	-8.806	-8.806	0	%100
25	M80	X	16.065	16.065	0	%100
26	M80	Z	-9.275	-9.275	0	%100
27	M84	X	11.231	11.231	0	%100
28	M84	Z	-6.484	-6.484	0	%100
29	M85	X	3.813	3.813	0	%100
30	M85	Z	-2.202	-2.202	0	%100
31	M91	X	4.016	4.016	0	%100
32	M91	Z	-2.319	-2.319	0	%100
33	M90A	X	8.736	8.736	0	%100
34	M90A	Z	-5.043	-5.043	0	%100
35	MP4C	X	5.928	5.928	0	%100
36	MP4C	Z	-3.422	-3.422	0	%100
37	MP2C	X	5.928	5.928	0	%100
38	MP2C	Z	-3.422	-3.422	0	%100
39	MP1C	X	5.928	5.928	0	%100
40	MP1C	Z	-3.422	-3.422	0	%100
41	M107A	X	2.184	2.184	0	%100
42	M107A	Z	-1.261	-1.261	0	%100
43	MP4B	X	5.928	5.928	0	%100
44	MP4B	Z	-3.422	-3.422	0	%100
45	MP2B	X	5.928	5.928	0	%100
46	MP2B	Z	-3.422	-3.422	0	%100
47	MP1B	X	5.928	5.928	0	%100
48	MP1B	Z	-3.422	-3.422	0	%100
49	M77A	X	7.508	7.508	0	%100
50	M77A	Z	-4.335	-4.335	0	%100
51	M78A	X	14.975	14.975	0	%100
52	M78A	Z	-8.646	-8.646	0	%100
53	M79B	X	2.08	2.08	0	%100
54	M79B	Z	-1.201	-1.201	0	%100
55	M80A	X	2.08	2.08	0	%100
56	M80A	Z	-1.201	-1.201	0	%100
57	M84A	X	0	0	0	%100



Company :
 Designer :
 Job Number :
 Model Name :

June 28, 2021
 3:10 PM
 Checked By: _____

Member Distributed Loads (BLC 43 : Structure Wo (60 Deg)) (Continued)

Member Label	Direction	Start Magnitude[lb/ft....	End Magnitude[lb/ft,F...	Start Location[ft.%]	End Location[ft.%]	
58	M84A	Z	0	0	0	%100
59	M85A	X	3.813	3.813	0	%100
60	M85A	Z	-2.202	-2.202	0	%100
61	M87	X	4.016	4.016	0	%100
62	M87	Z	-2.319	-2.319	0	%100
63	M89	X	0	0	0	%100
64	M89	Z	0	0	0	%100
65	M90	X	3.813	3.813	0	%100
66	M90	Z	-2.202	-2.202	0	%100
67	M92A	X	4.016	4.016	0	%100
68	M92A	Z	-2.319	-2.319	0	%100
69	M100B	X	1.877	1.877	0	%100
70	M100B	Z	-1.084	-1.084	0	%100
71	M101B	X	3.744	3.744	0	%100
72	M101B	Z	-2.161	-2.161	0	%100
73	M102B	X	2.08	2.08	0	%100
74	M102B	Z	-1.201	-1.201	0	%100
75	M103B	X	8.32	8.32	0	%100
76	M103B	Z	-4.803	-4.803	0	%100
77	M107B	X	11.231	11.231	0	%100
78	M107B	Z	-6.484	-6.484	0	%100
79	M108A	X	3.813	3.813	0	%100
80	M108A	Z	-2.202	-2.202	0	%100
81	M110A	X	4.016	4.016	0	%100
82	M110A	Z	-2.319	-2.319	0	%100
83	M112A	X	11.231	11.231	0	%100
84	M112A	Z	-6.484	-6.484	0	%100
85	M113A	X	15.253	15.253	0	%100
86	M113A	Z	-8.806	-8.806	0	%100
87	M115A	X	16.065	16.065	0	%100
88	M115A	Z	-9.275	-9.275	0	%100
89	M122A	X	7.508	7.508	0	%100
90	M122A	Z	-4.335	-4.335	0	%100
91	M123A	X	1.877	1.877	0	%100
92	M123A	Z	-1.084	-1.084	0	%100
93	M124	X	6.647	6.647	0	%100
94	M124	Z	-3.838	-3.838	0	%100
95	M125	X	0	0	0	%100
96	M125	Z	0	0	0	%100
97	M126	X	6.647	6.647	0	%100
98	M126	Z	-3.838	-3.838	0	%100
99	M103	X	5.928	5.928	0	%100
100	M103	Z	-3.422	-3.422	0	%100
101	MP3B	X	5.928	5.928	0	%100
102	MP3B	Z	-3.422	-3.422	0	%100
103	MP3C	X	5.928	5.928	0	%100
104	MP3C	Z	-3.422	-3.422	0	%100
105	M107	X	5.928	5.928	0	%100
106	M107	Z	-3.422	-3.422	0	%100
107	M104A	X	1.794	1.794	0	%100
108	M104A	Z	-1.036	-1.036	0	%100
109	M109B	X	7.176	7.176	0	%100
110	M109B	Z	-4.143	-4.143	0	%100
111	M113	X	1.794	1.794	0	%100
112	M113	Z	-1.036	-1.036	0	%100
113	M126A	X	9.071	9.071	0	%100
114	M126A	Z	-5.237	-5.237	0	%100



Company :
 Designer :
 Job Number :
 Model Name :

June 28, 2021
 3:10 PM
 Checked By: _____

Member Distributed Loads (BLC 43 : Structure Wo (60 Deg)) (Continued)

	Member Label	Direction	Start Magnitude[lb/ft....	End Magnitude[lb/ft.F...	Start Location[ft.%]	End Location[ft.%]
115	M127	X	2.268	2.268	0	%100
116	M127	Z	-1.309	-1.309	0	%100
117	M128	X	2.268	2.268	0	%100
118	M128	Z	-1.309	-1.309	0	%100

Member Distributed Loads (BLC 44 : Structure Wo (90 Deg))

	Member Label	Direction	Start Magnitude[lb/ft....	End Magnitude[lb/ft.F...	Start Location[ft.%]	End Location[ft.%]
1	M1	X	0	0	0	%100
2	M1	Z	0	0	0	%100
3	M10	X	0	0	0	%100
4	M10	Z	0	0	0	%100
5	MP3A	X	6.845	6.845	0	%100
6	MP3A	Z	0	0	0	%100
7	MP4A	X	6.845	6.845	0	%100
8	MP4A	Z	0	0	0	%100
9	MP2A	X	6.845	6.845	0	%100
10	MP2A	Z	0	0	0	%100
11	MP1A	X	6.845	6.845	0	%100
12	MP1A	Z	0	0	0	%100
13	M43	X	0	0	0	%100
14	M43	Z	0	0	0	%100
15	M46	X	0	0	0	%100
16	M46	Z	0	0	0	%100
17	M51B	X	7.205	7.205	0	%100
18	M51B	Z	0	0	0	%100
19	M52B	X	7.205	7.205	0	%100
20	M52B	Z	0	0	0	%100
21	M76	X	17.292	17.292	0	%100
22	M76	Z	0	0	0	%100
23	M77	X	13.209	13.209	0	%100
24	M77	Z	0	0	0	%100
25	M80	X	13.913	13.913	0	%100
26	M80	Z	0	0	0	%100
27	M84	X	17.292	17.292	0	%100
28	M84	Z	0	0	0	%100
29	M85	X	13.209	13.209	0	%100
30	M85	Z	0	0	0	%100
31	M91	X	13.913	13.913	0	%100
32	M91	Z	0	0	0	%100
33	M90A	X	7.565	7.565	0	%100
34	M90A	Z	0	0	0	%100
35	MP4C	X	6.845	6.845	0	%100
36	MP4C	Z	0	0	0	%100
37	MP2C	X	6.845	6.845	0	%100
38	MP2C	Z	0	0	0	%100
39	MP1C	X	6.845	6.845	0	%100
40	MP1C	Z	0	0	0	%100
41	M107A	X	7.565	7.565	0	%100
42	M107A	Z	0	0	0	%100
43	MP4B	X	6.845	6.845	0	%100
44	MP4B	Z	0	0	0	%100
45	MP2B	X	6.845	6.845	0	%100
46	MP2B	Z	0	0	0	%100
47	MP1B	X	6.845	6.845	0	%100
48	MP1B	Z	0	0	0	%100
49	M77A	X	6.502	6.502	0	%100



Company :
 Designer :
 Job Number :
 Model Name :

June 28, 2021
 3:10 PM
 Checked By: _____

Member Distributed Loads (BLC 44 : Structure Wo (90 Deg)) (Continued)

Member Label	Direction	Start Magnitude[lb/ft,...	End Magnitude[lb/ft,F...	Start Location[ft, %]	End Location[ft, %]	
50	M77A	Z	0	0	0	%100
51	M78A	X	12.969	12.969	0	%100
52	M78A	Z	0	0	0	%100
53	M79B	X	7.205	7.205	0	%100
54	M79B	Z	0	0	0	%100
55	M80A	X	0	0	0	%100
56	M80A	Z	0	0	0	%100
57	M84A	X	4.323	4.323	0	%100
58	M84A	Z	0	0	0	%100
59	M85A	X	13.209	13.209	0	%100
60	M85A	Z	0	0	0	%100
61	M87	X	13.913	13.913	0	%100
62	M87	Z	0	0	0	%100
63	M89	X	4.323	4.323	0	%100
64	M89	Z	0	0	0	%100
65	M90	X	0	0	0	%100
66	M90	Z	0	0	0	%100
67	M92A	X	0	0	0	%100
68	M92A	Z	0	0	0	%100
69	M100B	X	6.502	6.502	0	%100
70	M100B	Z	0	0	0	%100
71	M101B	X	12.969	12.969	0	%100
72	M101B	Z	0	0	0	%100
73	M102B	X	0	0	0	%100
74	M102B	Z	0	0	0	%100
75	M103B	X	7.205	7.205	0	%100
76	M103B	Z	0	0	0	%100
77	M107B	X	4.323	4.323	0	%100
78	M107B	Z	0	0	0	%100
79	M108A	X	0	0	0	%100
80	M108A	Z	0	0	0	%100
81	M110A	X	0	0	0	%100
82	M110A	Z	0	0	0	%100
83	M112A	X	4.323	4.323	0	%100
84	M112A	Z	0	0	0	%100
85	M113A	X	13.209	13.209	0	%100
86	M113A	Z	0	0	0	%100
87	M115A	X	13.913	13.913	0	%100
88	M115A	Z	0	0	0	%100
89	M122A	X	6.502	6.502	0	%100
90	M122A	Z	0	0	0	%100
91	M123A	X	6.502	6.502	0	%100
92	M123A	Z	0	0	0	%100
93	M124	X	10.234	10.234	0	%100
94	M124	Z	0	0	0	%100
95	M125	X	2.558	2.558	0	%100
96	M125	Z	0	0	0	%100
97	M126	X	2.558	2.558	0	%100
98	M126	Z	0	0	0	%100
99	M103	X	6.845	6.845	0	%100
100	M103	Z	0	0	0	%100
101	MP3B	X	6.845	6.845	0	%100
102	MP3B	Z	0	0	0	%100
103	MP3C	X	6.845	6.845	0	%100
104	MP3C	Z	0	0	0	%100
105	M107	X	6.845	6.845	0	%100
106	M107	Z	0	0	0	%100



Company :
 Designer :
 Job Number :
 Model Name :

June 28, 2021
 3:10 PM
 Checked By: _____

Member Distributed Loads (BLC 44 : Structure Wo (90 Deg)) (Continued)

	Member Label	Direction	Start Magnitude[lb/ft,...	End Magnitude[lb/ft,F...	Start Location[ft, %]	End Location[ft, %]
107	M104A	X	0	0	0	%100
108	M104A	Z	0	0	0	%100
109	M109B	X	6.214	6.214	0	%100
110	M109B	Z	0	0	0	%100
111	M113	X	6.214	6.214	0	%100
112	M113	Z	0	0	0	%100
113	M126A	X	7.856	7.856	0	%100
114	M126A	Z	0	0	0	%100
115	M127	X	7.856	7.856	0	%100
116	M127	Z	0	0	0	%100
117	M128	X	0	0	0	%100
118	M128	Z	0	0	0	%100

Member Distributed Loads (BLC 45 : Structure Wo (120 Deg))

	Member Label	Direction	Start Magnitude[lb/ft,...	End Magnitude[lb/ft,F...	Start Location[ft, %]	End Location[ft, %]
1	M1	X	2.184	2.184	0	%100
2	M1	Z	1.261	1.261	0	%100
3	M10	X	1.877	1.877	0	%100
4	M10	Z	1.084	1.084	0	%100
5	MP3A	X	5.928	5.928	0	%100
6	MP3A	Z	3.422	3.422	0	%100
7	MP4A	X	5.928	5.928	0	%100
8	MP4A	Z	3.422	3.422	0	%100
9	MP2A	X	5.928	5.928	0	%100
10	MP2A	Z	3.422	3.422	0	%100
11	MP1A	X	5.928	5.928	0	%100
12	MP1A	Z	3.422	3.422	0	%100
13	M43	X	1.877	1.877	0	%100
14	M43	Z	1.084	1.084	0	%100
15	M46	X	3.744	3.744	0	%100
16	M46	Z	2.161	2.161	0	%100
17	M51B	X	2.08	2.08	0	%100
18	M51B	Z	1.201	1.201	0	%100
19	M52B	X	8.32	8.32	0	%100
20	M52B	Z	4.803	4.803	0	%100
21	M76	X	11.231	11.231	0	%100
22	M76	Z	6.484	6.484	0	%100
23	M77	X	3.813	3.813	0	%100
24	M77	Z	2.202	2.202	0	%100
25	M80	X	4.016	4.016	0	%100
26	M80	Z	2.319	2.319	0	%100
27	M84	X	11.231	11.231	0	%100
28	M84	Z	6.484	6.484	0	%100
29	M85	X	15.253	15.253	0	%100
30	M85	Z	8.806	8.806	0	%100
31	M91	X	16.065	16.065	0	%100
32	M91	Z	9.275	9.275	0	%100
33	M90A	X	2.184	2.184	0	%100
34	M90A	Z	1.261	1.261	0	%100
35	MP4C	X	5.928	5.928	0	%100
36	MP4C	Z	3.422	3.422	0	%100
37	MP2C	X	5.928	5.928	0	%100
38	MP2C	Z	3.422	3.422	0	%100
39	MP1C	X	5.928	5.928	0	%100
40	MP1C	Z	3.422	3.422	0	%100
41	M107A	X	8.736	8.736	0	%100



Company :
 Designer :
 Job Number :
 Model Name :

June 28, 2021
 3:10 PM
 Checked By: _____

Member Distributed Loads (BLC 45 : Structure Wo (120 Deg)) (Continued)

Member Label	Direction	Start Magnitude[lb/ft,...	End Magnitude[lb/ft,F...	Start Location[ft, %]	End Location[ft, %]
42	M107A	Z	5.043	5.043	0 %100
43	MP4B	X	5.928	5.928	0 %100
44	MP4B	Z	3.422	3.422	0 %100
45	MP2B	X	5.928	5.928	0 %100
46	MP2B	Z	3.422	3.422	0 %100
47	MP1B	X	5.928	5.928	0 %100
48	MP1B	Z	3.422	3.422	0 %100
49	M77A	X	1.877	1.877	0 %100
50	M77A	Z	1.084	1.084	0 %100
51	M78A	X	3.744	3.744	0 %100
52	M78A	Z	2.161	2.161	0 %100
53	M79B	X	8.32	8.32	0 %100
54	M79B	Z	4.803	4.803	0 %100
55	M80A	X	2.08	2.08	0 %100
56	M80A	Z	1.201	1.201	0 %100
57	M84A	X	11.231	11.231	0 %100
58	M84A	Z	6.484	6.484	0 %100
59	M85A	X	15.253	15.253	0 %100
60	M85A	Z	8.806	8.806	0 %100
61	M87	X	16.065	16.065	0 %100
62	M87	Z	9.275	9.275	0 %100
63	M89	X	11.231	11.231	0 %100
64	M89	Z	6.484	6.484	0 %100
65	M90	X	3.813	3.813	0 %100
66	M90	Z	2.202	2.202	0 %100
67	M92A	X	4.016	4.016	0 %100
68	M92A	Z	2.319	2.319	0 %100
69	M100B	X	7.508	7.508	0 %100
70	M100B	Z	4.335	4.335	0 %100
71	M101B	X	14.975	14.975	0 %100
72	M101B	Z	8.646	8.646	0 %100
73	M102B	X	2.08	2.08	0 %100
74	M102B	Z	1.201	1.201	0 %100
75	M103B	X	2.08	2.08	0 %100
76	M103B	Z	1.201	1.201	0 %100
77	M107B	X	0	0	0 %100
78	M107B	Z	0	0	0 %100
79	M108A	X	3.813	3.813	0 %100
80	M108A	Z	2.202	2.202	0 %100
81	M110A	X	4.016	4.016	0 %100
82	M110A	Z	2.319	2.319	0 %100
83	M112A	X	0	0	0 %100
84	M112A	Z	0	0	0 %100
85	M113A	X	3.813	3.813	0 %100
86	M113A	Z	2.202	2.202	0 %100
87	M115A	X	4.016	4.016	0 %100
88	M115A	Z	2.319	2.319	0 %100
89	M122A	X	1.877	1.877	0 %100
90	M122A	Z	1.084	1.084	0 %100
91	M123A	X	7.508	7.508	0 %100
92	M123A	Z	4.335	4.335	0 %100
93	M124	X	6.647	6.647	0 %100
94	M124	Z	3.838	3.838	0 %100
95	M125	X	6.647	6.647	0 %100
96	M125	Z	3.838	3.838	0 %100
97	M126	X	0	0	0 %100
98	M126	Z	0	0	0 %100



Company :
 Designer :
 Job Number :
 Model Name :

June 28, 2021
 3:10 PM
 Checked By: _____

Member Distributed Loads (BLC 45 : Structure Wo (120 Deg)) (Continued)

	Member Label	Direction	Start Magnitude[lb/ft....	End Magnitude[lb/ft.F...	Start Location[ft.%,]	End Location[ft.%,]
99	M103	X	5.928	5.928	0	%100
100	M103	Z	3.422	3.422	0	%100
101	MP3B	X	5.928	5.928	0	%100
102	MP3B	Z	3.422	3.422	0	%100
103	MP3C	X	5.928	5.928	0	%100
104	MP3C	Z	3.422	3.422	0	%100
105	M107	X	5.928	5.928	0	%100
106	M107	Z	3.422	3.422	0	%100
107	M104A	X	1.794	1.794	0	%100
108	M104A	Z	1.036	1.036	0	%100
109	M109B	X	1.794	1.794	0	%100
110	M109B	Z	1.036	1.036	0	%100
111	M113	X	7.176	7.176	0	%100
112	M113	Z	4.143	4.143	0	%100
113	M126A	X	2.268	2.268	0	%100
114	M126A	Z	1.309	1.309	0	%100
115	M127	X	9.071	9.071	0	%100
116	M127	Z	5.237	5.237	0	%100
117	M128	X	2.268	2.268	0	%100
118	M128	Z	1.309	1.309	0	%100

Member Distributed Loads (BLC 46 : Structure Wo (150 Deg))

	Member Label	Direction	Start Magnitude[lb/ft....	End Magnitude[lb/ft.F...	Start Location[ft.%,]	End Location[ft.%,]
1	M1	X	3.783	3.783	0	%100
2	M1	Z	6.552	6.552	0	%100
3	M10	X	3.251	3.251	0	%100
4	M10	Z	5.631	5.631	0	%100
5	MP3A	X	3.422	3.422	0	%100
6	MP3A	Z	5.928	5.928	0	%100
7	MP4A	X	3.422	3.422	0	%100
8	MP4A	Z	5.928	5.928	0	%100
9	MP2A	X	3.422	3.422	0	%100
10	MP2A	Z	5.928	5.928	0	%100
11	MP1A	X	3.422	3.422	0	%100
12	MP1A	Z	5.928	5.928	0	%100
13	M43	X	3.251	3.251	0	%100
14	M43	Z	5.631	5.631	0	%100
15	M46	X	6.484	6.484	0	%100
16	M46	Z	11.231	11.231	0	%100
17	M51B	X	0	0	0	%100
18	M51B	Z	0	0	0	%100
19	M52B	X	3.602	3.602	0	%100
20	M52B	Z	6.24	6.24	0	%100
21	M76	X	2.161	2.161	0	%100
22	M76	Z	3.744	3.744	0	%100
23	M77	X	0	0	0	%100
24	M77	Z	0	0	0	%100
25	M80	X	0	0	0	%100
26	M80	Z	0	0	0	%100
27	M84	X	2.161	2.161	0	%100
28	M84	Z	3.744	3.744	0	%100
29	M85	X	6.605	6.605	0	%100
30	M85	Z	11.439	11.439	0	%100
31	M91	X	6.956	6.956	0	%100
32	M91	Z	12.049	12.049	0	%100
33	M90A	X	0	0	0	%100



Company :
 Designer :
 Job Number :
 Model Name :

June 28, 2021
 3:10 PM
 Checked By: _____

Member Distributed Loads (BLC 46 : Structure Wo (150 Deg)) (Continued)

Member Label	Direction	Start Magnitude[lb/ft,...	End Magnitude[lb/ft,F...	Start Location[ft, %]	End Location[ft, %]	
34	M90A	Z	0	0	0	%100
35	MP4C	X	3.422	3.422	0	%100
36	MP4C	Z	5.928	5.928	0	%100
37	MP2C	X	3.422	3.422	0	%100
38	MP2C	Z	5.928	5.928	0	%100
39	MP1C	X	3.422	3.422	0	%100
40	MP1C	Z	5.928	5.928	0	%100
41	M107A	X	3.783	3.783	0	%100
42	M107A	Z	6.552	6.552	0	%100
43	MP4B	X	3.422	3.422	0	%100
44	MP4B	Z	5.928	5.928	0	%100
45	MP2B	X	3.422	3.422	0	%100
46	MP2B	Z	5.928	5.928	0	%100
47	MP1B	X	3.422	3.422	0	%100
48	MP1B	Z	5.928	5.928	0	%100
49	M77A	X	0	0	0	%100
50	M77A	Z	0	0	0	%100
51	M78A	X	0	0	0	%100
52	M78A	Z	0	0	0	%100
53	M79B	X	3.602	3.602	0	%100
54	M79B	Z	6.24	6.24	0	%100
55	M80A	X	3.602	3.602	0	%100
56	M80A	Z	6.24	6.24	0	%100
57	M84A	X	8.646	8.646	0	%100
58	M84A	Z	14.975	14.975	0	%100
59	M85A	X	6.605	6.605	0	%100
60	M85A	Z	11.439	11.439	0	%100
61	M87	X	6.956	6.956	0	%100
62	M87	Z	12.049	12.049	0	%100
63	M89	X	8.646	8.646	0	%100
64	M89	Z	14.975	14.975	0	%100
65	M90	X	6.605	6.605	0	%100
66	M90	Z	11.439	11.439	0	%100
67	M92A	X	6.956	6.956	0	%100
68	M92A	Z	12.049	12.049	0	%100
69	M100B	X	3.251	3.251	0	%100
70	M100B	Z	5.631	5.631	0	%100
71	M101B	X	6.484	6.484	0	%100
72	M101B	Z	11.231	11.231	0	%100
73	M102B	X	3.602	3.602	0	%100
74	M102B	Z	6.24	6.24	0	%100
75	M103B	X	0	0	0	%100
76	M103B	Z	0	0	0	%100
77	M107B	X	2.161	2.161	0	%100
78	M107B	Z	3.744	3.744	0	%100
79	M108A	X	6.605	6.605	0	%100
80	M108A	Z	11.439	11.439	0	%100
81	M110A	X	6.956	6.956	0	%100
82	M110A	Z	12.049	12.049	0	%100
83	M112A	X	2.161	2.161	0	%100
84	M112A	Z	3.744	3.744	0	%100
85	M113A	X	0	0	0	%100
86	M113A	Z	0	0	0	%100
87	M115A	X	0	0	0	%100
88	M115A	Z	0	0	0	%100
89	M122A	X	0	0	0	%100
90	M122A	Z	0	0	0	%100

Member Distributed Loads (BLC 46 : Structure Wo (150 Deg)) (Continued)

	Member Label	Direction	Start Magnitude[lb/ft,...	End Magnitude[lb/ft,F...	Start Location[ft, %]	End Location[ft, %]
91	M123A	X	3.251	3.251	0	%100
92	M123A	Z	5.631	5.631	0	%100
93	M124	X	1.279	1.279	0	%100
94	M124	Z	2.216	2.216	0	%100
95	M125	X	5.117	5.117	0	%100
96	M125	Z	8.863	8.863	0	%100
97	M126	X	1.279	1.279	0	%100
98	M126	Z	2.216	2.216	0	%100
99	M103	X	3.422	3.422	0	%100
100	M103	Z	5.928	5.928	0	%100
101	MP3B	X	3.422	3.422	0	%100
102	MP3B	Z	5.928	5.928	0	%100
103	MP3C	X	3.422	3.422	0	%100
104	MP3C	Z	5.928	5.928	0	%100
105	M107	X	3.422	3.422	0	%100
106	M107	Z	5.928	5.928	0	%100
107	M104A	X	3.107	3.107	0	%100
108	M104A	Z	5.382	5.382	0	%100
109	M109B	X	0	0	0	%100
110	M109B	Z	0	0	0	%100
111	M113	X	3.107	3.107	0	%100
112	M113	Z	5.382	5.382	0	%100
113	M126A	X	0	0	0	%100
114	M126A	Z	0	0	0	%100
115	M127	X	3.928	3.928	0	%100
116	M127	Z	6.803	6.803	0	%100
117	M128	X	3.928	3.928	0	%100
118	M128	Z	6.803	6.803	0	%100

Member Distributed Loads (BLC 47 : Structure Wo (180 Deg))

	Member Label	Direction	Start Magnitude[lb/ft,...	End Magnitude[lb/ft,F...	Start Location[ft, %]	End Location[ft, %]
1	M1	X	0	0	0	%100
2	M1	Z	10.087	10.087	0	%100
3	M10	X	0	0	0	%100
4	M10	Z	8.669	8.669	0	%100
5	MP3A	X	0	0	0	%100
6	MP3A	Z	6.845	6.845	0	%100
7	MP4A	X	0	0	0	%100
8	MP4A	Z	6.845	6.845	0	%100
9	MP2A	X	0	0	0	%100
10	MP2A	Z	6.845	6.845	0	%100
11	MP1A	X	0	0	0	%100
12	MP1A	Z	6.845	6.845	0	%100
13	M43	X	0	0	0	%100
14	M43	Z	8.669	8.669	0	%100
15	M46	X	0	0	0	%100
16	M46	Z	17.292	17.292	0	%100
17	M51B	X	0	0	0	%100
18	M51B	Z	2.402	2.402	0	%100
19	M52B	X	0	0	0	%100
20	M52B	Z	2.402	2.402	0	%100
21	M76	X	0	0	0	%100
22	M76	Z	0	0	0	%100
23	M77	X	0	0	0	%100
24	M77	Z	4.403	4.403	0	%100
25	M80	X	0	0	0	%100



Company :
 Designer :
 Job Number :
 Model Name :

June 28, 2021
 3:10 PM
 Checked By: _____

Member Distributed Loads (BLC 47 : Structure Wo (180 Deg)) (Continued)

Member Label	Direction	Start Magnitude[lb/ft,...	End Magnitude[lb/ft,F...	Start Location[ft, %]	End Location[ft, %]
26	M80	Z	4.638	4.638	0 %100
27	M84	X	0	0	0 %100
28	M84	Z	0	0	0 %100
29	M85	X	0	0	0 %100
30	M85	Z	4.403	4.403	0 %100
31	M91	X	0	0	0 %100
32	M91	Z	4.638	4.638	0 %100
33	M90A	X	0	0	0 %100
34	M90A	Z	2.522	2.522	0 %100
35	MP4C	X	0	0	0 %100
36	MP4C	Z	6.845	6.845	0 %100
37	MP2C	X	0	0	0 %100
38	MP2C	Z	6.845	6.845	0 %100
39	MP1C	X	0	0	0 %100
40	MP1C	Z	6.845	6.845	0 %100
41	M107A	X	0	0	0 %100
42	M107A	Z	2.522	2.522	0 %100
43	MP4B	X	0	0	0 %100
44	MP4B	Z	6.845	6.845	0 %100
45	MP2B	X	0	0	0 %100
46	MP2B	Z	6.845	6.845	0 %100
47	MP1B	X	0	0	0 %100
48	MP1B	Z	6.845	6.845	0 %100
49	M77A	X	0	0	0 %100
50	M77A	Z	2.167	2.167	0 %100
51	M78A	X	0	0	0 %100
52	M78A	Z	4.323	4.323	0 %100
53	M79B	X	0	0	0 %100
54	M79B	Z	2.402	2.402	0 %100
55	M80A	X	0	0	0 %100
56	M80A	Z	9.607	9.607	0 %100
57	M84A	X	0	0	0 %100
58	M84A	Z	12.969	12.969	0 %100
59	M85A	X	0	0	0 %100
60	M85A	Z	4.403	4.403	0 %100
61	M87	X	0	0	0 %100
62	M87	Z	4.638	4.638	0 %100
63	M89	X	0	0	0 %100
64	M89	Z	12.969	12.969	0 %100
65	M90	X	0	0	0 %100
66	M90	Z	17.612	17.612	0 %100
67	M92A	X	0	0	0 %100
68	M92A	Z	18.55	18.55	0 %100
69	M100B	X	0	0	0 %100
70	M100B	Z	2.167	2.167	0 %100
71	M101B	X	0	0	0 %100
72	M101B	Z	4.323	4.323	0 %100
73	M102B	X	0	0	0 %100
74	M102B	Z	9.607	9.607	0 %100
75	M103B	X	0	0	0 %100
76	M103B	Z	2.402	2.402	0 %100
77	M107B	X	0	0	0 %100
78	M107B	Z	12.969	12.969	0 %100
79	M108A	X	0	0	0 %100
80	M108A	Z	17.612	17.612	0 %100
81	M110A	X	0	0	0 %100
82	M110A	Z	18.55	18.55	0 %100

Member Distributed Loads (BLC 47 : Structure Wo (180 Deg)) (Continued)

	Member Label	Direction	Start Magnitude[lb/ft,...	End Magnitude[lb/ft,F...	Start Location[ft, %]	End Location[ft, %]
83	M112A	X	0	0	0	%100
84	M112A	Z	12.969	12.969	0	%100
85	M113A	X	0	0	0	%100
86	M113A	Z	4.403	4.403	0	%100
87	M115A	X	0	0	0	%100
88	M115A	Z	4.638	4.638	0	%100
89	M122A	X	0	0	0	%100
90	M122A	Z	2.167	2.167	0	%100
91	M123A	X	0	0	0	%100
92	M123A	Z	2.167	2.167	0	%100
93	M124	X	0	0	0	%100
94	M124	Z	0	0	0	%100
95	M125	X	0	0	0	%100
96	M125	Z	7.675	7.675	0	%100
97	M126	X	0	0	0	%100
98	M126	Z	7.675	7.675	0	%100
99	M103	X	0	0	0	%100
100	M103	Z	6.845	6.845	0	%100
101	MP3B	X	0	0	0	%100
102	MP3B	Z	6.845	6.845	0	%100
103	MP3C	X	0	0	0	%100
104	MP3C	Z	6.845	6.845	0	%100
105	M107	X	0	0	0	%100
106	M107	Z	6.845	6.845	0	%100
107	M104A	X	0	0	0	%100
108	M104A	Z	8.286	8.286	0	%100
109	M109B	X	0	0	0	%100
110	M109B	Z	2.071	2.071	0	%100
111	M113	X	0	0	0	%100
112	M113	Z	2.071	2.071	0	%100
113	M126A	X	0	0	0	%100
114	M126A	Z	2.619	2.619	0	%100
115	M127	X	0	0	0	%100
116	M127	Z	2.619	2.619	0	%100
117	M128	X	0	0	0	%100
118	M128	Z	10.474	10.474	0	%100

Member Distributed Loads (BLC 48 : Structure Wo (210 Deg))

	Member Label	Direction	Start Magnitude[lb/ft,...	End Magnitude[lb/ft,F...	Start Location[ft, %]	End Location[ft, %]
1	M1	X	-3.783	-3.783	0	%100
2	M1	Z	6.552	6.552	0	%100
3	M10	X	-3.251	-3.251	0	%100
4	M10	Z	5.631	5.631	0	%100
5	MP3A	X	-3.422	-3.422	0	%100
6	MP3A	Z	5.928	5.928	0	%100
7	MP4A	X	-3.422	-3.422	0	%100
8	MP4A	Z	5.928	5.928	0	%100
9	MP2A	X	-3.422	-3.422	0	%100
10	MP2A	Z	5.928	5.928	0	%100
11	MP1A	X	-3.422	-3.422	0	%100
12	MP1A	Z	5.928	5.928	0	%100
13	M43	X	-3.251	-3.251	0	%100
14	M43	Z	5.631	5.631	0	%100
15	M46	X	-6.484	-6.484	0	%100
16	M46	Z	11.231	11.231	0	%100
17	M51B	X	-3.602	-3.602	0	%100



Company :
 Designer :
 Job Number :
 Model Name :

June 28, 2021
 3:10 PM
 Checked By: _____

Member Distributed Loads (BLC 48 : Structure Wo (210 Deg)) (Continued)

	Member Label	Direction	Start Magnitude[lb/ft,...	End Magnitude[lb/ft,F...	Start Location[ft, %]	End Location[ft, %]
18	M51B	Z	6.24	6.24	0	%100
19	M52B	X	0	0	0	%100
20	M52B	Z	0	0	0	%100
21	M76	X	-2.161	-2.161	0	%100
22	M76	Z	3.744	3.744	0	%100
23	M77	X	-6.605	-6.605	0	%100
24	M77	Z	11.439	11.439	0	%100
25	M80	X	-6.956	-6.956	0	%100
26	M80	Z	12.049	12.049	0	%100
27	M84	X	-2.161	-2.161	0	%100
28	M84	Z	3.744	3.744	0	%100
29	M85	X	0	0	0	%100
30	M85	Z	0	0	0	%100
31	M91	X	0	0	0	%100
32	M91	Z	0	0	0	%100
33	M90A	X	-3.783	-3.783	0	%100
34	M90A	Z	6.552	6.552	0	%100
35	MP4C	X	-3.422	-3.422	0	%100
36	MP4C	Z	5.928	5.928	0	%100
37	MP2C	X	-3.422	-3.422	0	%100
38	MP2C	Z	5.928	5.928	0	%100
39	MP1C	X	-3.422	-3.422	0	%100
40	MP1C	Z	5.928	5.928	0	%100
41	M107A	X	0	0	0	%100
42	M107A	Z	0	0	0	%100
43	MP4B	X	-3.422	-3.422	0	%100
44	MP4B	Z	5.928	5.928	0	%100
45	MP2B	X	-3.422	-3.422	0	%100
46	MP2B	Z	5.928	5.928	0	%100
47	MP1B	X	-3.422	-3.422	0	%100
48	MP1B	Z	5.928	5.928	0	%100
49	M77A	X	-3.251	-3.251	0	%100
50	M77A	Z	5.631	5.631	0	%100
51	M78A	X	-6.484	-6.484	0	%100
52	M78A	Z	11.231	11.231	0	%100
53	M79B	X	0	0	0	%100
54	M79B	Z	0	0	0	%100
55	M80A	X	-3.602	-3.602	0	%100
56	M80A	Z	6.24	6.24	0	%100
57	M84A	X	-2.161	-2.161	0	%100
58	M84A	Z	3.744	3.744	0	%100
59	M85A	X	0	0	0	%100
60	M85A	Z	0	0	0	%100
61	M87	X	0	0	0	%100
62	M87	Z	0	0	0	%100
63	M89	X	-2.161	-2.161	0	%100
64	M89	Z	3.744	3.744	0	%100
65	M90	X	-6.605	-6.605	0	%100
66	M90	Z	11.439	11.439	0	%100
67	M92A	X	-6.956	-6.956	0	%100
68	M92A	Z	12.049	12.049	0	%100
69	M100B	X	0	0	0	%100
70	M100B	Z	0	0	0	%100
71	M101B	X	0	0	0	%100
72	M101B	Z	0	0	0	%100
73	M102B	X	-3.602	-3.602	0	%100
74	M102B	Z	6.24	6.24	0	%100

Member Distributed Loads (BLC 48 : Structure Wo (210 Deg)) (Continued)

	Member Label	Direction	Start Magnitude[lb/ft....	End Magnitude[lb/ft.F...	Start Location[ft.%,]	End Location[ft.%,]
75	M103B	X	-3.602	-3.602	0	%100
76	M103B	Z	6.24	6.24	0	%100
77	M107B	X	-8.646	-8.646	0	%100
78	M107B	Z	14.975	14.975	0	%100
79	M108A	X	-6.605	-6.605	0	%100
80	M108A	Z	11.439	11.439	0	%100
81	M110A	X	-6.956	-6.956	0	%100
82	M110A	Z	12.049	12.049	0	%100
83	M112A	X	-8.646	-8.646	0	%100
84	M112A	Z	14.975	14.975	0	%100
85	M113A	X	-6.605	-6.605	0	%100
86	M113A	Z	11.439	11.439	0	%100
87	M115A	X	-6.956	-6.956	0	%100
88	M115A	Z	12.049	12.049	0	%100
89	M122A	X	-3.251	-3.251	0	%100
90	M122A	Z	5.631	5.631	0	%100
91	M123A	X	0	0	0	%100
92	M123A	Z	0	0	0	%100
93	M124	X	-1.279	-1.279	0	%100
94	M124	Z	2.216	2.216	0	%100
95	M125	X	-1.279	-1.279	0	%100
96	M125	Z	2.216	2.216	0	%100
97	M126	X	-5.117	-5.117	0	%100
98	M126	Z	8.863	8.863	0	%100
99	M103	X	-3.422	-3.422	0	%100
100	M103	Z	5.928	5.928	0	%100
101	MP3B	X	-3.422	-3.422	0	%100
102	MP3B	Z	5.928	5.928	0	%100
103	MP3C	X	-3.422	-3.422	0	%100
104	MP3C	Z	5.928	5.928	0	%100
105	M107	X	-3.422	-3.422	0	%100
106	M107	Z	5.928	5.928	0	%100
107	M104A	X	-3.107	-3.107	0	%100
108	M104A	Z	5.382	5.382	0	%100
109	M109B	X	-3.107	-3.107	0	%100
110	M109B	Z	5.382	5.382	0	%100
111	M113	X	0	0	0	%100
112	M113	Z	0	0	0	%100
113	M126A	X	-3.928	-3.928	0	%100
114	M126A	Z	6.803	6.803	0	%100
115	M127	X	0	0	0	%100
116	M127	Z	0	0	0	%100
117	M128	X	-3.928	-3.928	0	%100
118	M128	Z	6.803	6.803	0	%100

Member Distributed Loads (BLC 49 : Structure Wo (240 Deg))

	Member Label	Direction	Start Magnitude[lb/ft....	End Magnitude[lb/ft.F...	Start Location[ft.%,]	End Location[ft.%,]
1	M1	X	-2.184	-2.184	0	%100
2	M1	Z	1.261	1.261	0	%100
3	M10	X	-1.877	-1.877	0	%100
4	M10	Z	1.084	1.084	0	%100
5	MP3A	X	-5.928	-5.928	0	%100
6	MP3A	Z	3.422	3.422	0	%100
7	MP4A	X	-5.928	-5.928	0	%100
8	MP4A	Z	3.422	3.422	0	%100
9	MP2A	X	-5.928	-5.928	0	%100



Company :
 Designer :
 Job Number :
 Model Name :

June 28, 2021
 3:10 PM
 Checked By: _____

Member Distributed Loads (BLC 49 : Structure Wo (240 Deg)) (Continued)

Member Label	Direction	Start Magnitude[lb/ft....	End Magnitude[lb/ft.F...	Start Location[ft.%]	End Location[ft.%]
10	MP2A	Z	3.422	3.422	0 %100
11	MP1A	X	-5.928	-5.928	0 %100
12	MP1A	Z	3.422	3.422	0 %100
13	M43	X	-1.877	-1.877	0 %100
14	M43	Z	1.084	1.084	0 %100
15	M46	X	-3.744	-3.744	0 %100
16	M46	Z	2.161	2.161	0 %100
17	M51B	X	-8.32	-8.32	0 %100
18	M51B	Z	4.803	4.803	0 %100
19	M52B	X	-2.08	-2.08	0 %100
20	M52B	Z	1.201	1.201	0 %100
21	M76	X	-11.231	-11.231	0 %100
22	M76	Z	6.484	6.484	0 %100
23	M77	X	-15.253	-15.253	0 %100
24	M77	Z	8.806	8.806	0 %100
25	M80	X	-16.065	-16.065	0 %100
26	M80	Z	9.275	9.275	0 %100
27	M84	X	-11.231	-11.231	0 %100
28	M84	Z	6.484	6.484	0 %100
29	M85	X	-3.813	-3.813	0 %100
30	M85	Z	2.202	2.202	0 %100
31	M91	X	-4.016	-4.016	0 %100
32	M91	Z	2.319	2.319	0 %100
33	M90A	X	-8.736	-8.736	0 %100
34	M90A	Z	5.043	5.043	0 %100
35	MP4C	X	-5.928	-5.928	0 %100
36	MP4C	Z	3.422	3.422	0 %100
37	MP2C	X	-5.928	-5.928	0 %100
38	MP2C	Z	3.422	3.422	0 %100
39	MP1C	X	-5.928	-5.928	0 %100
40	MP1C	Z	3.422	3.422	0 %100
41	M107A	X	-2.184	-2.184	0 %100
42	M107A	Z	1.261	1.261	0 %100
43	MP4B	X	-5.928	-5.928	0 %100
44	MP4B	Z	3.422	3.422	0 %100
45	MP2B	X	-5.928	-5.928	0 %100
46	MP2B	Z	3.422	3.422	0 %100
47	MP1B	X	-5.928	-5.928	0 %100
48	MP1B	Z	3.422	3.422	0 %100
49	M77A	X	-7.508	-7.508	0 %100
50	M77A	Z	4.335	4.335	0 %100
51	M78A	X	-14.975	-14.975	0 %100
52	M78A	Z	8.646	8.646	0 %100
53	M79B	X	-2.08	-2.08	0 %100
54	M79B	Z	1.201	1.201	0 %100
55	M80A	X	-2.08	-2.08	0 %100
56	M80A	Z	1.201	1.201	0 %100
57	M84A	X	0	0	0 %100
58	M84A	Z	0	0	0 %100
59	M85A	X	-3.813	-3.813	0 %100
60	M85A	Z	2.202	2.202	0 %100
61	M87	X	-4.016	-4.016	0 %100
62	M87	Z	2.319	2.319	0 %100
63	M89	X	0	0	0 %100
64	M89	Z	0	0	0 %100
65	M90	X	-3.813	-3.813	0 %100
66	M90	Z	2.202	2.202	0 %100



Company :
 Designer :
 Job Number :
 Model Name :

June 28, 2021
 3:10 PM
 Checked By: _____

Member Distributed Loads (BLC 49 : Structure Wo (240 Deg)) (Continued)

	Member Label	Direction	Start Magnitude[lb/ft,...	End Magnitude[lb/ft,F...	Start Location[ft, %]	End Location[ft, %]
67	M92A	X	-4.016	-4.016	0	%100
68	M92A	Z	2.319	2.319	0	%100
69	M100B	X	-1.877	-1.877	0	%100
70	M100B	Z	1.084	1.084	0	%100
71	M101B	X	-3.744	-3.744	0	%100
72	M101B	Z	2.161	2.161	0	%100
73	M102B	X	-2.08	-2.08	0	%100
74	M102B	Z	1.201	1.201	0	%100
75	M103B	X	-8.32	-8.32	0	%100
76	M103B	Z	4.803	4.803	0	%100
77	M107B	X	-11.231	-11.231	0	%100
78	M107B	Z	6.484	6.484	0	%100
79	M108A	X	-3.813	-3.813	0	%100
80	M108A	Z	2.202	2.202	0	%100
81	M110A	X	-4.016	-4.016	0	%100
82	M110A	Z	2.319	2.319	0	%100
83	M112A	X	-11.231	-11.231	0	%100
84	M112A	Z	6.484	6.484	0	%100
85	M113A	X	-15.253	-15.253	0	%100
86	M113A	Z	8.806	8.806	0	%100
87	M115A	X	-16.065	-16.065	0	%100
88	M115A	Z	9.275	9.275	0	%100
89	M122A	X	-7.508	-7.508	0	%100
90	M122A	Z	4.335	4.335	0	%100
91	M123A	X	-1.877	-1.877	0	%100
92	M123A	Z	1.084	1.084	0	%100
93	M124	X	-6.647	-6.647	0	%100
94	M124	Z	3.838	3.838	0	%100
95	M125	X	0	0	0	%100
96	M125	Z	0	0	0	%100
97	M126	X	-6.647	-6.647	0	%100
98	M126	Z	3.838	3.838	0	%100
99	M103	X	-5.928	-5.928	0	%100
100	M103	Z	3.422	3.422	0	%100
101	MP3B	X	-5.928	-5.928	0	%100
102	MP3B	Z	3.422	3.422	0	%100
103	MP3C	X	-5.928	-5.928	0	%100
104	MP3C	Z	3.422	3.422	0	%100
105	M107	X	-5.928	-5.928	0	%100
106	M107	Z	3.422	3.422	0	%100
107	M104A	X	-1.794	-1.794	0	%100
108	M104A	Z	1.036	1.036	0	%100
109	M109B	X	-7.176	-7.176	0	%100
110	M109B	Z	4.143	4.143	0	%100
111	M113	X	-1.794	-1.794	0	%100
112	M113	Z	1.036	1.036	0	%100
113	M126A	X	-9.071	-9.071	0	%100
114	M126A	Z	5.237	5.237	0	%100
115	M127	X	-2.268	-2.268	0	%100
116	M127	Z	1.309	1.309	0	%100
117	M128	X	-2.268	-2.268	0	%100
118	M128	Z	1.309	1.309	0	%100

Member Distributed Loads (BLC 50 : Structure Wo (270 Deg))

	Member Label	Direction	Start Magnitude[lb/ft,...	End Magnitude[lb/ft,F...	Start Location[ft, %]	End Location[ft, %]
1	M1	X	0	0	0	%100



Company :
 Designer :
 Job Number :
 Model Name :

June 28, 2021
 3:10 PM
 Checked By: _____

Member Distributed Loads (BLC 50 : Structure Wo (270 Deg)) (Continued)

Member Label	Direction	Start Magnitude[lb/ft,...	End Magnitude[lb/ft,F...	Start Location[ft, %]	End Location[ft, %]
2	M1	Z	0	0	%100
3	M10	X	0	0	%100
4	M10	Z	0	0	%100
5	MP3A	X	-6.845	-6.845	%100
6	MP3A	Z	0	0	%100
7	MP4A	X	-6.845	-6.845	%100
8	MP4A	Z	0	0	%100
9	MP2A	X	-6.845	-6.845	%100
10	MP2A	Z	0	0	%100
11	MP1A	X	-6.845	-6.845	%100
12	MP1A	Z	0	0	%100
13	M43	X	0	0	%100
14	M43	Z	0	0	%100
15	M46	X	0	0	%100
16	M46	Z	0	0	%100
17	M51B	X	-7.205	-7.205	%100
18	M51B	Z	0	0	%100
19	M52B	X	-7.205	-7.205	%100
20	M52B	Z	0	0	%100
21	M76	X	-17.292	-17.292	%100
22	M76	Z	0	0	%100
23	M77	X	-13.209	-13.209	%100
24	M77	Z	0	0	%100
25	M80	X	-13.913	-13.913	%100
26	M80	Z	0	0	%100
27	M84	X	-17.292	-17.292	%100
28	M84	Z	0	0	%100
29	M85	X	-13.209	-13.209	%100
30	M85	Z	0	0	%100
31	M91	X	-13.913	-13.913	%100
32	M91	Z	0	0	%100
33	M90A	X	-7.565	-7.565	%100
34	M90A	Z	0	0	%100
35	MP4C	X	-6.845	-6.845	%100
36	MP4C	Z	0	0	%100
37	MP2C	X	-6.845	-6.845	%100
38	MP2C	Z	0	0	%100
39	MP1C	X	-6.845	-6.845	%100
40	MP1C	Z	0	0	%100
41	M107A	X	-7.565	-7.565	%100
42	M107A	Z	0	0	%100
43	MP4B	X	-6.845	-6.845	%100
44	MP4B	Z	0	0	%100
45	MP2B	X	-6.845	-6.845	%100
46	MP2B	Z	0	0	%100
47	MP1B	X	-6.845	-6.845	%100
48	MP1B	Z	0	0	%100
49	M77A	X	-6.502	-6.502	%100
50	M77A	Z	0	0	%100
51	M78A	X	-12.969	-12.969	%100
52	M78A	Z	0	0	%100
53	M79B	X	-7.205	-7.205	%100
54	M79B	Z	0	0	%100
55	M80A	X	0	0	%100
56	M80A	Z	0	0	%100
57	M84A	X	-4.323	-4.323	%100
58	M84A	Z	0	0	%100

Member Distributed Loads (BLC 50 : Structure Wo (270 Deg)) (Continued)

Member Label	Direction	Start Magnitude[lb/ft,...	End Magnitude[lb/ft,F...	Start Location[ft, %]	End Location[ft, %]
59	M85A	X	-13.209	-13.209	0 %100
60	M85A	Z	0	0	0 %100
61	M87	X	-13.913	-13.913	0 %100
62	M87	Z	0	0	0 %100
63	M89	X	-4.323	-4.323	0 %100
64	M89	Z	0	0	0 %100
65	M90	X	0	0	0 %100
66	M90	Z	0	0	0 %100
67	M92A	X	0	0	0 %100
68	M92A	Z	0	0	0 %100
69	M100B	X	-6.502	-6.502	0 %100
70	M100B	Z	0	0	0 %100
71	M101B	X	-12.969	-12.969	0 %100
72	M101B	Z	0	0	0 %100
73	M102B	X	0	0	0 %100
74	M102B	Z	0	0	0 %100
75	M103B	X	-7.205	-7.205	0 %100
76	M103B	Z	0	0	0 %100
77	M107B	X	-4.323	-4.323	0 %100
78	M107B	Z	0	0	0 %100
79	M108A	X	0	0	0 %100
80	M108A	Z	0	0	0 %100
81	M110A	X	0	0	0 %100
82	M110A	Z	0	0	0 %100
83	M112A	X	-4.323	-4.323	0 %100
84	M112A	Z	0	0	0 %100
85	M113A	X	-13.209	-13.209	0 %100
86	M113A	Z	0	0	0 %100
87	M115A	X	-13.913	-13.913	0 %100
88	M115A	Z	0	0	0 %100
89	M122A	X	-6.502	-6.502	0 %100
90	M122A	Z	0	0	0 %100
91	M123A	X	-6.502	-6.502	0 %100
92	M123A	Z	0	0	0 %100
93	M124	X	-10.234	-10.234	0 %100
94	M124	Z	0	0	0 %100
95	M125	X	-2.558	-2.558	0 %100
96	M125	Z	0	0	0 %100
97	M126	X	-2.558	-2.558	0 %100
98	M126	Z	0	0	0 %100
99	M103	X	-6.845	-6.845	0 %100
100	M103	Z	0	0	0 %100
101	MP3B	X	-6.845	-6.845	0 %100
102	MP3B	Z	0	0	0 %100
103	MP3C	X	-6.845	-6.845	0 %100
104	MP3C	Z	0	0	0 %100
105	M107	X	-6.845	-6.845	0 %100
106	M107	Z	0	0	0 %100
107	M104A	X	0	0	0 %100
108	M104A	Z	0	0	0 %100
109	M109B	X	-6.214	-6.214	0 %100
110	M109B	Z	0	0	0 %100
111	M113	X	-6.214	-6.214	0 %100
112	M113	Z	0	0	0 %100
113	M126A	X	-7.856	-7.856	0 %100
114	M126A	Z	0	0	0 %100
115	M127	X	-7.856	-7.856	0 %100



Company :
 Designer :
 Job Number :
 Model Name :

June 28, 2021
 3:10 PM
 Checked By: _____

Member Distributed Loads (BLC 50 : Structure Wo (270 Deg)) (Continued)

	Member Label	Direction	Start Magnitude[lb/ft,...	End Magnitude[lb/ft,F...	Start Location[ft, %]	End Location[ft, %]
116	M127	Z	0	0	0	%100
117	M128	X	0	0	0	%100
118	M128	Z	0	0	0	%100

Member Distributed Loads (BLC 51 : Structure Wo (300 Deg))

	Member Label	Direction	Start Magnitude[lb/ft,...	End Magnitude[lb/ft,F...	Start Location[ft, %]	End Location[ft, %]
1	M1	X	-2.184	-2.184	0	%100
2	M1	Z	-1.261	-1.261	0	%100
3	M10	X	-1.877	-1.877	0	%100
4	M10	Z	-1.084	-1.084	0	%100
5	MP3A	X	-5.928	-5.928	0	%100
6	MP3A	Z	-3.422	-3.422	0	%100
7	MP4A	X	-5.928	-5.928	0	%100
8	MP4A	Z	-3.422	-3.422	0	%100
9	MP2A	X	-5.928	-5.928	0	%100
10	MP2A	Z	-3.422	-3.422	0	%100
11	MP1A	X	-5.928	-5.928	0	%100
12	MP1A	Z	-3.422	-3.422	0	%100
13	M43	X	-1.877	-1.877	0	%100
14	M43	Z	-1.084	-1.084	0	%100
15	M46	X	-3.744	-3.744	0	%100
16	M46	Z	-2.161	-2.161	0	%100
17	M51B	X	-2.08	-2.08	0	%100
18	M51B	Z	-1.201	-1.201	0	%100
19	M52B	X	-8.32	-8.32	0	%100
20	M52B	Z	-4.803	-4.803	0	%100
21	M76	X	-11.231	-11.231	0	%100
22	M76	Z	-6.484	-6.484	0	%100
23	M77	X	-3.813	-3.813	0	%100
24	M77	Z	-2.202	-2.202	0	%100
25	M80	X	-4.016	-4.016	0	%100
26	M80	Z	-2.319	-2.319	0	%100
27	M84	X	-11.231	-11.231	0	%100
28	M84	Z	-6.484	-6.484	0	%100
29	M85	X	-15.253	-15.253	0	%100
30	M85	Z	-8.806	-8.806	0	%100
31	M91	X	-16.065	-16.065	0	%100
32	M91	Z	-9.275	-9.275	0	%100
33	M90A	X	-2.184	-2.184	0	%100
34	M90A	Z	-1.261	-1.261	0	%100
35	MP4C	X	-5.928	-5.928	0	%100
36	MP4C	Z	-3.422	-3.422	0	%100
37	MP2C	X	-5.928	-5.928	0	%100
38	MP2C	Z	-3.422	-3.422	0	%100
39	MP1C	X	-5.928	-5.928	0	%100
40	MP1C	Z	-3.422	-3.422	0	%100
41	M107A	X	-8.736	-8.736	0	%100
42	M107A	Z	-5.043	-5.043	0	%100
43	MP4B	X	-5.928	-5.928	0	%100
44	MP4B	Z	-3.422	-3.422	0	%100
45	MP2B	X	-5.928	-5.928	0	%100
46	MP2B	Z	-3.422	-3.422	0	%100
47	MP1B	X	-5.928	-5.928	0	%100
48	MP1B	Z	-3.422	-3.422	0	%100
49	M77A	X	-1.877	-1.877	0	%100
50	M77A	Z	-1.084	-1.084	0	%100

Member Distributed Loads (BLC 51 : Structure Wo (300 Deg)) (Continued)

Member Label	Direction	Start Magnitude[lb/ft....	End Magnitude[lb/ft.F...	Start Location[ft.%,]	End Location[ft.%,]
51	M78A	X	-3.744	-3.744	0 %100
52	M78A	Z	-2.161	-2.161	0 %100
53	M79B	X	-8.32	-8.32	0 %100
54	M79B	Z	-4.803	-4.803	0 %100
55	M80A	X	-2.08	-2.08	0 %100
56	M80A	Z	-1.201	-1.201	0 %100
57	M84A	X	-11.231	-11.231	0 %100
58	M84A	Z	-6.484	-6.484	0 %100
59	M85A	X	-15.253	-15.253	0 %100
60	M85A	Z	-8.806	-8.806	0 %100
61	M87	X	-16.065	-16.065	0 %100
62	M87	Z	-9.275	-9.275	0 %100
63	M89	X	-11.231	-11.231	0 %100
64	M89	Z	-6.484	-6.484	0 %100
65	M90	X	-3.813	-3.813	0 %100
66	M90	Z	-2.202	-2.202	0 %100
67	M92A	X	-4.016	-4.016	0 %100
68	M92A	Z	-2.319	-2.319	0 %100
69	M100B	X	-7.508	-7.508	0 %100
70	M100B	Z	-4.335	-4.335	0 %100
71	M101B	X	-14.975	-14.975	0 %100
72	M101B	Z	-8.646	-8.646	0 %100
73	M102B	X	-2.08	-2.08	0 %100
74	M102B	Z	-1.201	-1.201	0 %100
75	M103B	X	-2.08	-2.08	0 %100
76	M103B	Z	-1.201	-1.201	0 %100
77	M107B	X	0	0	0 %100
78	M107B	Z	0	0	0 %100
79	M108A	X	-3.813	-3.813	0 %100
80	M108A	Z	-2.202	-2.202	0 %100
81	M110A	X	-4.016	-4.016	0 %100
82	M110A	Z	-2.319	-2.319	0 %100
83	M112A	X	0	0	0 %100
84	M112A	Z	0	0	0 %100
85	M113A	X	-3.813	-3.813	0 %100
86	M113A	Z	-2.202	-2.202	0 %100
87	M115A	X	-4.016	-4.016	0 %100
88	M115A	Z	-2.319	-2.319	0 %100
89	M122A	X	-1.877	-1.877	0 %100
90	M122A	Z	-1.084	-1.084	0 %100
91	M123A	X	-7.508	-7.508	0 %100
92	M123A	Z	-4.335	-4.335	0 %100
93	M124	X	-6.647	-6.647	0 %100
94	M124	Z	-3.838	-3.838	0 %100
95	M125	X	-6.647	-6.647	0 %100
96	M125	Z	-3.838	-3.838	0 %100
97	M126	X	0	0	0 %100
98	M126	Z	0	0	0 %100
99	M103	X	-5.928	-5.928	0 %100
100	M103	Z	-3.422	-3.422	0 %100
101	MP3B	X	-5.928	-5.928	0 %100
102	MP3B	Z	-3.422	-3.422	0 %100
103	MP3C	X	-5.928	-5.928	0 %100
104	MP3C	Z	-3.422	-3.422	0 %100
105	M107	X	-5.928	-5.928	0 %100
106	M107	Z	-3.422	-3.422	0 %100
107	M104A	X	-1.794	-1.794	0 %100



Company :
 Designer :
 Job Number :
 Model Name :

June 28, 2021
 3:10 PM
 Checked By: _____

Member Distributed Loads (BLC 51 : Structure Wo (300 Deg)) (Continued)

	Member Label	Direction	Start Magnitude[lb/ft,...	End Magnitude[lb/ft,F...	Start Location[ft, %]	End Location[ft, %]
108	M104A	Z	-1.036	-1.036	0	%100
109	M109B	X	-1.794	-1.794	0	%100
110	M109B	Z	-1.036	-1.036	0	%100
111	M113	X	-7.176	-7.176	0	%100
112	M113	Z	-4.143	-4.143	0	%100
113	M126A	X	-2.268	-2.268	0	%100
114	M126A	Z	-1.309	-1.309	0	%100
115	M127	X	-9.071	-9.071	0	%100
116	M127	Z	-5.237	-5.237	0	%100
117	M128	X	-2.268	-2.268	0	%100
118	M128	Z	-1.309	-1.309	0	%100

Member Distributed Loads (BLC 52 : Structure Wo (330 Deg))

	Member Label	Direction	Start Magnitude[lb/ft,...	End Magnitude[lb/ft,F...	Start Location[ft, %]	End Location[ft, %]
1	M1	X	-3.783	-3.783	0	%100
2	M1	Z	-6.552	-6.552	0	%100
3	M10	X	-3.251	-3.251	0	%100
4	M10	Z	-5.631	-5.631	0	%100
5	MP3A	X	-3.422	-3.422	0	%100
6	MP3A	Z	-5.928	-5.928	0	%100
7	MP4A	X	-3.422	-3.422	0	%100
8	MP4A	Z	-5.928	-5.928	0	%100
9	MP2A	X	-3.422	-3.422	0	%100
10	MP2A	Z	-5.928	-5.928	0	%100
11	MP1A	X	-3.422	-3.422	0	%100
12	MP1A	Z	-5.928	-5.928	0	%100
13	M43	X	-3.251	-3.251	0	%100
14	M43	Z	-5.631	-5.631	0	%100
15	M46	X	-6.484	-6.484	0	%100
16	M46	Z	-11.231	-11.231	0	%100
17	M51B	X	0	0	0	%100
18	M51B	Z	0	0	0	%100
19	M52B	X	-3.602	-3.602	0	%100
20	M52B	Z	-6.24	-6.24	0	%100
21	M76	X	-2.161	-2.161	0	%100
22	M76	Z	-3.744	-3.744	0	%100
23	M77	X	0	0	0	%100
24	M77	Z	0	0	0	%100
25	M80	X	0	0	0	%100
26	M80	Z	0	0	0	%100
27	M84	X	-2.161	-2.161	0	%100
28	M84	Z	-3.744	-3.744	0	%100
29	M85	X	-6.605	-6.605	0	%100
30	M85	Z	-11.439	-11.439	0	%100
31	M91	X	-6.956	-6.956	0	%100
32	M91	Z	-12.049	-12.049	0	%100
33	M90A	X	0	0	0	%100
34	M90A	Z	0	0	0	%100
35	MP4C	X	-3.422	-3.422	0	%100
36	MP4C	Z	-5.928	-5.928	0	%100
37	MP2C	X	-3.422	-3.422	0	%100
38	MP2C	Z	-5.928	-5.928	0	%100
39	MP1C	X	-3.422	-3.422	0	%100
40	MP1C	Z	-5.928	-5.928	0	%100
41	M107A	X	-3.783	-3.783	0	%100
42	M107A	Z	-6.552	-6.552	0	%100

Member Distributed Loads (BLC 52 : Structure Wo (330 Deg)) (Continued)

Member Label	Direction	Start Magnitude[lb/ft,...	End Magnitude[lb/ft,F...	Start Location[ft, %]	End Location[ft, %]
43	MP4B	X	-3.422	-3.422	0 %100
44	MP4B	Z	-5.928	-5.928	0 %100
45	MP2B	X	-3.422	-3.422	0 %100
46	MP2B	Z	-5.928	-5.928	0 %100
47	MP1B	X	-3.422	-3.422	0 %100
48	MP1B	Z	-5.928	-5.928	0 %100
49	M77A	X	0	0	0 %100
50	M77A	Z	0	0	0 %100
51	M78A	X	0	0	0 %100
52	M78A	Z	0	0	0 %100
53	M79B	X	-3.602	-3.602	0 %100
54	M79B	Z	-6.24	-6.24	0 %100
55	M80A	X	-3.602	-3.602	0 %100
56	M80A	Z	-6.24	-6.24	0 %100
57	M84A	X	-8.646	-8.646	0 %100
58	M84A	Z	-14.975	-14.975	0 %100
59	M85A	X	-6.605	-6.605	0 %100
60	M85A	Z	-11.439	-11.439	0 %100
61	M87	X	-6.956	-6.956	0 %100
62	M87	Z	-12.049	-12.049	0 %100
63	M89	X	-8.646	-8.646	0 %100
64	M89	Z	-14.975	-14.975	0 %100
65	M90	X	-6.605	-6.605	0 %100
66	M90	Z	-11.439	-11.439	0 %100
67	M92A	X	-6.956	-6.956	0 %100
68	M92A	Z	-12.049	-12.049	0 %100
69	M100B	X	-3.251	-3.251	0 %100
70	M100B	Z	-5.631	-5.631	0 %100
71	M101B	X	-6.484	-6.484	0 %100
72	M101B	Z	-11.231	-11.231	0 %100
73	M102B	X	-3.602	-3.602	0 %100
74	M102B	Z	-6.24	-6.24	0 %100
75	M103B	X	0	0	0 %100
76	M103B	Z	0	0	0 %100
77	M107B	X	-2.161	-2.161	0 %100
78	M107B	Z	-3.744	-3.744	0 %100
79	M108A	X	-6.605	-6.605	0 %100
80	M108A	Z	-11.439	-11.439	0 %100
81	M110A	X	-6.956	-6.956	0 %100
82	M110A	Z	-12.049	-12.049	0 %100
83	M112A	X	-2.161	-2.161	0 %100
84	M112A	Z	-3.744	-3.744	0 %100
85	M113A	X	0	0	0 %100
86	M113A	Z	0	0	0 %100
87	M115A	X	0	0	0 %100
88	M115A	Z	0	0	0 %100
89	M122A	X	0	0	0 %100
90	M122A	Z	0	0	0 %100
91	M123A	X	-3.251	-3.251	0 %100
92	M123A	Z	-5.631	-5.631	0 %100
93	M124	X	-1.279	-1.279	0 %100
94	M124	Z	-2.216	-2.216	0 %100
95	M125	X	-5.117	-5.117	0 %100
96	M125	Z	-8.863	-8.863	0 %100
97	M126	X	-1.279	-1.279	0 %100
98	M126	Z	-2.216	-2.216	0 %100
99	M103	X	-3.422	-3.422	0 %100

Member Distributed Loads (BLC 52 : Structure Wo (330 Deg)) (Continued)

	Member Label	Direction	Start Magnitude[lb/ft....	End Magnitude[lb/ft.F...	Start Location[ft.%,]	End Location[ft.%,]
100	M103	Z	-5.928	-5.928	0	%100
101	MP3B	X	-3.422	-3.422	0	%100
102	MP3B	Z	-5.928	-5.928	0	%100
103	MP3C	X	-3.422	-3.422	0	%100
104	MP3C	Z	-5.928	-5.928	0	%100
105	M107	X	-3.422	-3.422	0	%100
106	M107	Z	-5.928	-5.928	0	%100
107	M104A	X	-3.107	-3.107	0	%100
108	M104A	Z	-5.382	-5.382	0	%100
109	M109B	X	0	0	0	%100
110	M109B	Z	0	0	0	%100
111	M113	X	-3.107	-3.107	0	%100
112	M113	Z	-5.382	-5.382	0	%100
113	M126A	X	0	0	0	%100
114	M126A	Z	0	0	0	%100
115	M127	X	-3.928	-3.928	0	%100
116	M127	Z	-6.803	-6.803	0	%100
117	M128	X	-3.928	-3.928	0	%100
118	M128	Z	-6.803	-6.803	0	%100

Member Distributed Loads (BLC 53 : Structure Wi (0 Deg))

	Member Label	Direction	Start Magnitude[lb/ft....	End Magnitude[lb/ft.F...	Start Location[ft.%,]	End Location[ft.%,]
1	M1	X	0	0	0	%100
2	M1	Z	-3.207	-3.207	0	%100
3	M10	X	0	0	0	%100
4	M10	Z	-2.641	-2.641	0	%100
5	MP3A	X	0	0	0	%100
6	MP3A	Z	-2.583	-2.583	0	%100
7	MP4A	X	0	0	0	%100
8	MP4A	Z	-2.583	-2.583	0	%100
9	MP2A	X	0	0	0	%100
10	MP2A	Z	-2.583	-2.583	0	%100
11	MP1A	X	0	0	0	%100
12	MP1A	Z	-2.583	-2.583	0	%100
13	M43	X	0	0	0	%100
14	M43	Z	-2.641	-2.641	0	%100
15	M46	X	0	0	0	%100
16	M46	Z	-4.138	-4.138	0	%100
17	M51B	X	0	0	0	%100
18	M51B	Z	-.765	-.765	0	%100
19	M52B	X	0	0	0	%100
20	M52B	Z	-.765	-.765	0	%100
21	M76	X	0	0	0	%100
22	M76	Z	0	0	0	%100
23	M77	X	0	0	0	%100
24	M77	Z	-1.032	-1.032	0	%100
25	M80	X	0	0	0	%100
26	M80	Z	-1.077	-1.077	0	%100
27	M84	X	0	0	0	%100
28	M84	Z	0	0	0	%100
29	M85	X	0	0	0	%100
30	M85	Z	-1.032	-1.032	0	%100
31	M91	X	0	0	0	%100
32	M91	Z	-1.077	-1.077	0	%100
33	M90A	X	0	0	0	%100
34	M90A	Z	-.802	-.802	0	%100



Company :
 Designer :
 Job Number :
 Model Name :

June 28, 2021
 3:10 PM
 Checked By: _____

Member Distributed Loads (BLC 53 : Structure Wi (0 Deg)) (Continued)

Member Label	Direction	Start Magnitude[lb/ft,...	End Magnitude[lb/ft,F...	Start Location[ft, %]	End Location[ft, %]	
35	MP4C	X	0	0	0	%100
36	MP4C	Z	-2.583	-2.583	0	%100
37	MP2C	X	0	0	0	%100
38	MP2C	Z	-2.583	-2.583	0	%100
39	MP1C	X	0	0	0	%100
40	MP1C	Z	-2.583	-2.583	0	%100
41	M107A	X	0	0	0	%100
42	M107A	Z	-.802	-.802	0	%100
43	MP4B	X	0	0	0	%100
44	MP4B	Z	-2.583	-2.583	0	%100
45	MP2B	X	0	0	0	%100
46	MP2B	Z	-2.583	-2.583	0	%100
47	MP1B	X	0	0	0	%100
48	MP1B	Z	-2.583	-2.583	0	%100
49	M77A	X	0	0	0	%100
50	M77A	Z	-.66	-.66	0	%100
51	M78A	X	0	0	0	%100
52	M78A	Z	-1.034	-1.034	0	%100
53	M79B	X	0	0	0	%100
54	M79B	Z	-.765	-.765	0	%100
55	M80A	X	0	0	0	%100
56	M80A	Z	-3.062	-3.062	0	%100
57	M84A	X	0	0	0	%100
58	M84A	Z	-3.049	-3.049	0	%100
59	M85A	X	0	0	0	%100
60	M85A	Z	-1.032	-1.032	0	%100
61	M87	X	0	0	0	%100
62	M87	Z	-1.077	-1.077	0	%100
63	M89	X	0	0	0	%100
64	M89	Z	-3.049	-3.049	0	%100
65	M90	X	0	0	0	%100
66	M90	Z	-4.127	-4.127	0	%100
67	M92A	X	0	0	0	%100
68	M92A	Z	-4.307	-4.307	0	%100
69	M100B	X	0	0	0	%100
70	M100B	Z	-.66	-.66	0	%100
71	M101B	X	0	0	0	%100
72	M101B	Z	-1.034	-1.034	0	%100
73	M102B	X	0	0	0	%100
74	M102B	Z	-3.062	-3.062	0	%100
75	M103B	X	0	0	0	%100
76	M103B	Z	-.765	-.765	0	%100
77	M107B	X	0	0	0	%100
78	M107B	Z	-3.049	-3.049	0	%100
79	M108A	X	0	0	0	%100
80	M108A	Z	-4.127	-4.127	0	%100
81	M110A	X	0	0	0	%100
82	M110A	Z	-4.307	-4.307	0	%100
83	M112A	X	0	0	0	%100
84	M112A	Z	-3.049	-3.049	0	%100
85	M113A	X	0	0	0	%100
86	M113A	Z	-1.032	-1.032	0	%100
87	M115A	X	0	0	0	%100
88	M115A	Z	-1.077	-1.077	0	%100
89	M122A	X	0	0	0	%100
90	M122A	Z	-.66	-.66	0	%100
91	M123A	X	0	0	0	%100

Member Distributed Loads (BLC 53 : Structure Wi (0 Deg)) (Continued)

	Member Label	Direction	Start Magnitude[lb/ft,...	End Magnitude[lb/ft,F...	Start Location[ft, %]	End Location[ft, %]
92	M123A	Z	-0.66	-0.66	0	%100
93	M124	X	0	0	0	%100
94	M124	Z	0	0	0	%100
95	M125	X	0	0	0	%100
96	M125	Z	-2.427	-2.427	0	%100
97	M126	X	0	0	0	%100
98	M126	Z	-2.427	-2.427	0	%100
99	M103	X	0	0	0	%100
100	M103	Z	-2.583	-2.583	0	%100
101	MP3B	X	0	0	0	%100
102	MP3B	Z	-2.583	-2.583	0	%100
103	MP3C	X	0	0	0	%100
104	MP3C	Z	-2.583	-2.583	0	%100
105	M107	X	0	0	0	%100
106	M107	Z	-2.583	-2.583	0	%100
107	M104A	X	0	0	0	%100
108	M104A	Z	-2.861	-2.861	0	%100
109	M109B	X	0	0	0	%100
110	M109B	Z	-0.715	-0.715	0	%100
111	M113	X	0	0	0	%100
112	M113	Z	-0.715	-0.715	0	%100
113	M126A	X	0	0	0	%100
114	M126A	Z	-0.74	-0.74	0	%100
115	M127	X	0	0	0	%100
116	M127	Z	-0.74	-0.74	0	%100
117	M128	X	0	0	0	%100
118	M128	Z	-2.96	-2.96	0	%100

Member Distributed Loads (BLC 54 : Structure Wi (30 Deg))

	Member Label	Direction	Start Magnitude[lb/ft,...	End Magnitude[lb/ft,F...	Start Location[ft, %]	End Location[ft, %]
1	M1	X	1.203	1.203	0	%100
2	M1	Z	-2.083	-2.083	0	%100
3	M10	X	.99	.99	0	%100
4	M10	Z	-1.715	-1.715	0	%100
5	MP3A	X	1.292	1.292	0	%100
6	MP3A	Z	-2.237	-2.237	0	%100
7	MP4A	X	1.292	1.292	0	%100
8	MP4A	Z	-2.237	-2.237	0	%100
9	MP2A	X	1.292	1.292	0	%100
10	MP2A	Z	-2.237	-2.237	0	%100
11	MP1A	X	1.292	1.292	0	%100
12	MP1A	Z	-2.237	-2.237	0	%100
13	M43	X	.99	.99	0	%100
14	M43	Z	-1.715	-1.715	0	%100
15	M46	X	1.552	1.552	0	%100
16	M46	Z	-2.687	-2.687	0	%100
17	M51B	X	1.148	1.148	0	%100
18	M51B	Z	-1.989	-1.989	0	%100
19	M52B	X	0	0	0	%100
20	M52B	Z	0	0	0	%100
21	M76	X	.508	.508	0	%100
22	M76	Z	-.88	-.88	0	%100
23	M77	X	1.548	1.548	0	%100
24	M77	Z	-2.681	-2.681	0	%100
25	M80	X	1.615	1.615	0	%100
26	M80	Z	-2.798	-2.798	0	%100

Member Distributed Loads (BLC 54 : Structure Wi (30 Deg)) (Continued)

Member Label	Direction	Start Magnitude[lb/ft,...	End Magnitude[lb/ft,F...	Start Location[ft, %]	End Location[ft, %]
27	M84	X	.508	.508	0 %100
28	M84	Z	-.88	-.88	0 %100
29	M85	X	0	0	0 %100
30	M85	Z	0	0	0 %100
31	M91	X	0	0	0 %100
32	M91	Z	0	0	0 %100
33	M90A	X	1.203	1.203	0 %100
34	M90A	Z	-2.083	-2.083	0 %100
35	MP4C	X	1.292	1.292	0 %100
36	MP4C	Z	-2.237	-2.237	0 %100
37	MP2C	X	1.292	1.292	0 %100
38	MP2C	Z	-2.237	-2.237	0 %100
39	MP1C	X	1.292	1.292	0 %100
40	MP1C	Z	-2.237	-2.237	0 %100
41	M107A	X	0	0	0 %100
42	M107A	Z	0	0	0 %100
43	MP4B	X	1.292	1.292	0 %100
44	MP4B	Z	-2.237	-2.237	0 %100
45	MP2B	X	1.292	1.292	0 %100
46	MP2B	Z	-2.237	-2.237	0 %100
47	MP1B	X	1.292	1.292	0 %100
48	MP1B	Z	-2.237	-2.237	0 %100
49	M77A	X	.99	.99	0 %100
50	M77A	Z	-1.715	-1.715	0 %100
51	M78A	X	1.552	1.552	0 %100
52	M78A	Z	-2.687	-2.687	0 %100
53	M79B	X	0	0	0 %100
54	M79B	Z	0	0	0 %100
55	M80A	X	1.148	1.148	0 %100
56	M80A	Z	-1.989	-1.989	0 %100
57	M84A	X	.508	.508	0 %100
58	M84A	Z	-.88	-.88	0 %100
59	M85A	X	0	0	0 %100
60	M85A	Z	0	0	0 %100
61	M87	X	0	0	0 %100
62	M87	Z	0	0	0 %100
63	M89	X	.508	.508	0 %100
64	M89	Z	-.88	-.88	0 %100
65	M90	X	1.548	1.548	0 %100
66	M90	Z	-2.681	-2.681	0 %100
67	M92A	X	1.615	1.615	0 %100
68	M92A	Z	-2.798	-2.798	0 %100
69	M100B	X	0	0	0 %100
70	M100B	Z	0	0	0 %100
71	M101B	X	0	0	0 %100
72	M101B	Z	0	0	0 %100
73	M102B	X	1.148	1.148	0 %100
74	M102B	Z	-1.989	-1.989	0 %100
75	M103B	X	1.148	1.148	0 %100
76	M103B	Z	-1.989	-1.989	0 %100
77	M107B	X	2.033	2.033	0 %100
78	M107B	Z	-3.521	-3.521	0 %100
79	M108A	X	1.548	1.548	0 %100
80	M108A	Z	-2.681	-2.681	0 %100
81	M110A	X	1.615	1.615	0 %100
82	M110A	Z	-2.798	-2.798	0 %100
83	M112A	X	2.033	2.033	0 %100

Member Distributed Loads (BLC 54 : Structure Wi (30 Deg)) (Continued)

	Member Label	Direction	Start Magnitude[lb/ft....	End Magnitude[lb/ft.F...	Start Location[ft.%,]	End Location[ft.%,]
84	M112A	Z	-3.521	-3.521	0	%100
85	M113A	X	1.548	1.548	0	%100
86	M113A	Z	-2.681	-2.681	0	%100
87	M115A	X	1.615	1.615	0	%100
88	M115A	Z	-2.798	-2.798	0	%100
89	M122A	X	.99	.99	0	%100
90	M122A	Z	-1.715	-1.715	0	%100
91	M123A	X	0	0	0	%100
92	M123A	Z	0	0	0	%100
93	M124	X	.404	.404	0	%100
94	M124	Z	-.7	-.7	0	%100
95	M125	X	.404	.404	0	%100
96	M125	Z	-.7	-.7	0	%100
97	M126	X	1.618	1.618	0	%100
98	M126	Z	-2.802	-2.802	0	%100
99	M103	X	1.292	1.292	0	%100
100	M103	Z	-2.237	-2.237	0	%100
101	MP3B	X	1.292	1.292	0	%100
102	MP3B	Z	-2.237	-2.237	0	%100
103	MP3C	X	1.292	1.292	0	%100
104	MP3C	Z	-2.237	-2.237	0	%100
105	M107	X	1.292	1.292	0	%100
106	M107	Z	-2.237	-2.237	0	%100
107	M104A	X	1.073	1.073	0	%100
108	M104A	Z	-1.858	-1.858	0	%100
109	M109B	X	1.073	1.073	0	%100
110	M109B	Z	-1.858	-1.858	0	%100
111	M113	X	0	0	0	%100
112	M113	Z	0	0	0	%100
113	M126A	X	1.11	1.11	0	%100
114	M126A	Z	-1.923	-1.923	0	%100
115	M127	X	0	0	0	%100
116	M127	Z	0	0	0	%100
117	M128	X	1.11	1.11	0	%100
118	M128	Z	-1.923	-1.923	0	%100

Member Distributed Loads (BLC 55 : Structure Wi (60 Deg))

	Member Label	Direction	Start Magnitude[lb/ft....	End Magnitude[lb/ft.F...	Start Location[ft.%,]	End Location[ft.%,]
1	M1	X	.694	.694	0	%100
2	M1	Z	-.401	-.401	0	%100
3	M10	X	.572	.572	0	%100
4	M10	Z	-.33	-.33	0	%100
5	MP3A	X	2.237	2.237	0	%100
6	MP3A	Z	-1.292	-1.292	0	%100
7	MP4A	X	2.237	2.237	0	%100
8	MP4A	Z	-1.292	-1.292	0	%100
9	MP2A	X	2.237	2.237	0	%100
10	MP2A	Z	-1.292	-1.292	0	%100
11	MP1A	X	2.237	2.237	0	%100
12	MP1A	Z	-1.292	-1.292	0	%100
13	M43	X	.572	.572	0	%100
14	M43	Z	-.33	-.33	0	%100
15	M46	X	.896	.896	0	%100
16	M46	Z	-.517	-.517	0	%100
17	M51B	X	2.652	2.652	0	%100
18	M51B	Z	-1.531	-1.531	0	%100



Company :
 Designer :
 Job Number :
 Model Name :

June 28, 2021
 3:10 PM
 Checked By: _____

Member Distributed Loads (BLC 55 : Structure Wi (60 Deg)) (Continued)

Member Label	Direction	Start Magnitude[lb/ft,...	End Magnitude[lb/ft,F...	Start Location[ft, %]	End Location[ft, %]
19	M52B	X	.663	.663	0 %100
20	M52B	Z	-.383	-.383	0 %100
21	M76	X	2.641	2.641	0 %100
22	M76	Z	-1.524	-1.524	0 %100
23	M77	X	3.574	3.574	0 %100
24	M77	Z	-2.063	-2.063	0 %100
25	M80	X	3.73	3.73	0 %100
26	M80	Z	-2.154	-2.154	0 %100
27	M84	X	2.641	2.641	0 %100
28	M84	Z	-1.524	-1.524	0 %100
29	M85	X	.894	.894	0 %100
30	M85	Z	-.516	-.516	0 %100
31	M91	X	.933	.933	0 %100
32	M91	Z	-.538	-.538	0 %100
33	M90A	X	2.777	2.777	0 %100
34	M90A	Z	-1.604	-1.604	0 %100
35	MP4C	X	2.237	2.237	0 %100
36	MP4C	Z	-1.292	-1.292	0 %100
37	MP2C	X	2.237	2.237	0 %100
38	MP2C	Z	-1.292	-1.292	0 %100
39	MP1C	X	2.237	2.237	0 %100
40	MP1C	Z	-1.292	-1.292	0 %100
41	M107A	X	.694	.694	0 %100
42	M107A	Z	-.401	-.401	0 %100
43	MP4B	X	2.237	2.237	0 %100
44	MP4B	Z	-1.292	-1.292	0 %100
45	MP2B	X	2.237	2.237	0 %100
46	MP2B	Z	-1.292	-1.292	0 %100
47	MP1B	X	2.237	2.237	0 %100
48	MP1B	Z	-1.292	-1.292	0 %100
49	M77A	X	2.287	2.287	0 %100
50	M77A	Z	-1.32	-1.32	0 %100
51	M78A	X	3.583	3.583	0 %100
52	M78A	Z	-2.069	-2.069	0 %100
53	M79B	X	.663	.663	0 %100
54	M79B	Z	-.383	-.383	0 %100
55	M80A	X	.663	.663	0 %100
56	M80A	Z	-.383	-.383	0 %100
57	M84A	X	0	0	0 %100
58	M84A	Z	0	0	0 %100
59	M85A	X	.894	.894	0 %100
60	M85A	Z	-.516	-.516	0 %100
61	M87	X	.933	.933	0 %100
62	M87	Z	-.538	-.538	0 %100
63	M89	X	0	0	0 %100
64	M89	Z	0	0	0 %100
65	M90	X	.894	.894	0 %100
66	M90	Z	-.516	-.516	0 %100
67	M92A	X	.933	.933	0 %100
68	M92A	Z	-.538	-.538	0 %100
69	M100B	X	.572	.572	0 %100
70	M100B	Z	-.33	-.33	0 %100
71	M101B	X	.896	.896	0 %100
72	M101B	Z	-.517	-.517	0 %100
73	M102B	X	.663	.663	0 %100
74	M102B	Z	-.383	-.383	0 %100
75	M103B	X	2.652	2.652	0 %100

Member Distributed Loads (BLC 55 : Structure Wi (60 Deg)) (Continued)

	Member Label	Direction	Start Magnitude[lb/ft....	End Magnitude[lb/ft.F...	Start Location[ft.%]	End Location[ft.%]
76	M103B	Z	-1.531	-1.531	0	%100
77	M107B	X	2.641	2.641	0	%100
78	M107B	Z	-1.524	-1.524	0	%100
79	M108A	X	.894	.894	0	%100
80	M108A	Z	-.516	-.516	0	%100
81	M110A	X	.933	.933	0	%100
82	M110A	Z	-.538	-.538	0	%100
83	M112A	X	2.641	2.641	0	%100
84	M112A	Z	-1.524	-1.524	0	%100
85	M113A	X	3.574	3.574	0	%100
86	M113A	Z	-2.063	-2.063	0	%100
87	M115A	X	3.73	3.73	0	%100
88	M115A	Z	-2.154	-2.154	0	%100
89	M122A	X	2.287	2.287	0	%100
90	M122A	Z	-1.32	-1.32	0	%100
91	M123A	X	.572	.572	0	%100
92	M123A	Z	-.33	-.33	0	%100
93	M124	X	2.101	2.101	0	%100
94	M124	Z	-1.213	-1.213	0	%100
95	M125	X	0	0	0	%100
96	M125	Z	0	0	0	%100
97	M126	X	2.101	2.101	0	%100
98	M126	Z	-1.213	-1.213	0	%100
99	M103	X	2.237	2.237	0	%100
100	M103	Z	-1.292	-1.292	0	%100
101	MP3B	X	2.237	2.237	0	%100
102	MP3B	Z	-1.292	-1.292	0	%100
103	MP3C	X	2.237	2.237	0	%100
104	MP3C	Z	-1.292	-1.292	0	%100
105	M107	X	2.237	2.237	0	%100
106	M107	Z	-1.292	-1.292	0	%100
107	M104A	X	.619	.619	0	%100
108	M104A	Z	-.358	-.358	0	%100
109	M109B	X	2.477	2.477	0	%100
110	M109B	Z	-1.43	-1.43	0	%100
111	M113	X	.619	.619	0	%100
112	M113	Z	-.358	-.358	0	%100
113	M126A	X	2.564	2.564	0	%100
114	M126A	Z	-1.48	-1.48	0	%100
115	M127	X	.641	.641	0	%100
116	M127	Z	-.37	-.37	0	%100
117	M128	X	.641	.641	0	%100
118	M128	Z	-.37	-.37	0	%100

Member Distributed Loads (BLC 56 : Structure Wi (90 Deg))

	Member Label	Direction	Start Magnitude[lb/ft....	End Magnitude[lb/ft.F...	Start Location[ft.%]	End Location[ft.%]
1	M1	X	0	0	0	%100
2	M1	Z	0	0	0	%100
3	M10	X	0	0	0	%100
4	M10	Z	0	0	0	%100
5	MP3A	X	2.583	2.583	0	%100
6	MP3A	Z	0	0	0	%100
7	MP4A	X	2.583	2.583	0	%100
8	MP4A	Z	0	0	0	%100
9	MP2A	X	2.583	2.583	0	%100
10	MP2A	Z	0	0	0	%100



Company :
 Designer :
 Job Number :
 Model Name :

June 28, 2021
 3:10 PM
 Checked By: _____

Member Distributed Loads (BLC 56 : Structure Wi (90 Deg)) (Continued)

	Member Label	Direction	Start Magnitude[lb/ft,...	End Magnitude[lb/ft,F...	Start Location[ft, %]	End Location[ft, %]
11	MP1A	X	2.583	2.583	0	%100
12	MP1A	Z	0	0	0	%100
13	M43	X	0	0	0	%100
14	M43	Z	0	0	0	%100
15	M46	X	0	0	0	%100
16	M46	Z	0	0	0	%100
17	M51B	X	2.296	2.296	0	%100
18	M51B	Z	0	0	0	%100
19	M52B	X	2.296	2.296	0	%100
20	M52B	Z	0	0	0	%100
21	M76	X	4.065	4.065	0	%100
22	M76	Z	0	0	0	%100
23	M77	X	3.095	3.095	0	%100
24	M77	Z	0	0	0	%100
25	M80	X	3.231	3.231	0	%100
26	M80	Z	0	0	0	%100
27	M84	X	4.065	4.065	0	%100
28	M84	Z	0	0	0	%100
29	M85	X	3.095	3.095	0	%100
30	M85	Z	0	0	0	%100
31	M91	X	3.231	3.231	0	%100
32	M91	Z	0	0	0	%100
33	M90A	X	2.405	2.405	0	%100
34	M90A	Z	0	0	0	%100
35	MP4C	X	2.583	2.583	0	%100
36	MP4C	Z	0	0	0	%100
37	MP2C	X	2.583	2.583	0	%100
38	MP2C	Z	0	0	0	%100
39	MP1C	X	2.583	2.583	0	%100
40	MP1C	Z	0	0	0	%100
41	M107A	X	2.405	2.405	0	%100
42	M107A	Z	0	0	0	%100
43	MP4B	X	2.583	2.583	0	%100
44	MP4B	Z	0	0	0	%100
45	MP2B	X	2.583	2.583	0	%100
46	MP2B	Z	0	0	0	%100
47	MP1B	X	2.583	2.583	0	%100
48	MP1B	Z	0	0	0	%100
49	M77A	X	1.98	1.98	0	%100
50	M77A	Z	0	0	0	%100
51	M78A	X	3.103	3.103	0	%100
52	M78A	Z	0	0	0	%100
53	M79B	X	2.296	2.296	0	%100
54	M79B	Z	0	0	0	%100
55	M80A	X	0	0	0	%100
56	M80A	Z	0	0	0	%100
57	M84A	X	1.016	1.016	0	%100
58	M84A	Z	0	0	0	%100
59	M85A	X	3.095	3.095	0	%100
60	M85A	Z	0	0	0	%100
61	M87	X	3.231	3.231	0	%100
62	M87	Z	0	0	0	%100
63	M89	X	1.016	1.016	0	%100
64	M89	Z	0	0	0	%100
65	M90	X	0	0	0	%100
66	M90	Z	0	0	0	%100
67	M92A	X	0	0	0	%100

Member Distributed Loads (BLC 56 : Structure Wi (90 Deg)) (Continued)

	Member Label	Direction	Start Magnitude[lb/ft,...	End Magnitude[lb/ft,F...	Start Location[ft, %]	End Location[ft, %]
68	M92A	Z	0	0	0	%100
69	M100B	X	1.98	1.98	0	%100
70	M100B	Z	0	0	0	%100
71	M101B	X	3.103	3.103	0	%100
72	M101B	Z	0	0	0	%100
73	M102B	X	0	0	0	%100
74	M102B	Z	0	0	0	%100
75	M103B	X	2.296	2.296	0	%100
76	M103B	Z	0	0	0	%100
77	M107B	X	1.016	1.016	0	%100
78	M107B	Z	0	0	0	%100
79	M108A	X	0	0	0	%100
80	M108A	Z	0	0	0	%100
81	M110A	X	0	0	0	%100
82	M110A	Z	0	0	0	%100
83	M112A	X	1.016	1.016	0	%100
84	M112A	Z	0	0	0	%100
85	M113A	X	3.095	3.095	0	%100
86	M113A	Z	0	0	0	%100
87	M115A	X	3.231	3.231	0	%100
88	M115A	Z	0	0	0	%100
89	M122A	X	1.98	1.98	0	%100
90	M122A	Z	0	0	0	%100
91	M123A	X	1.98	1.98	0	%100
92	M123A	Z	0	0	0	%100
93	M124	X	3.235	3.235	0	%100
94	M124	Z	0	0	0	%100
95	M125	X	.809	.809	0	%100
96	M125	Z	0	0	0	%100
97	M126	X	.809	.809	0	%100
98	M126	Z	0	0	0	%100
99	M103	X	2.583	2.583	0	%100
100	M103	Z	0	0	0	%100
101	MP3B	X	2.583	2.583	0	%100
102	MP3B	Z	0	0	0	%100
103	MP3C	X	2.583	2.583	0	%100
104	MP3C	Z	0	0	0	%100
105	M107	X	2.583	2.583	0	%100
106	M107	Z	0	0	0	%100
107	M104A	X	0	0	0	%100
108	M104A	Z	0	0	0	%100
109	M109B	X	2.145	2.145	0	%100
110	M109B	Z	0	0	0	%100
111	M113	X	2.145	2.145	0	%100
112	M113	Z	0	0	0	%100
113	M126A	X	2.22	2.22	0	%100
114	M126A	Z	0	0	0	%100
115	M127	X	2.22	2.22	0	%100
116	M127	Z	0	0	0	%100
117	M128	X	0	0	0	%100
118	M128	Z	0	0	0	%100

Member Distributed Loads (BLC 57 : Structure Wi (120 Deg))

	Member Label	Direction	Start Magnitude[lb/ft,...	End Magnitude[lb/ft,F...	Start Location[ft, %]	End Location[ft, %]
1	M1	X	.694	.694	0	%100
2	M1	Z	.401	.401	0	%100



Company :
 Designer :
 Job Number :
 Model Name :

June 28, 2021
 3:10 PM
 Checked By: _____

Member Distributed Loads (BLC 57 : Structure Wi (120 Deg)) (Continued)

Member Label	Direction	Start Magnitude[lb/ft,...	End Magnitude[lb/ft,F...	Start Location[ft, %]	End Location[ft, %]
3	M10	X	.572	.572	0 %100
4	M10	Z	.33	.33	0 %100
5	MP3A	X	2.237	2.237	0 %100
6	MP3A	Z	1.292	1.292	0 %100
7	MP4A	X	2.237	2.237	0 %100
8	MP4A	Z	1.292	1.292	0 %100
9	MP2A	X	2.237	2.237	0 %100
10	MP2A	Z	1.292	1.292	0 %100
11	MP1A	X	2.237	2.237	0 %100
12	MP1A	Z	1.292	1.292	0 %100
13	M43	X	.572	.572	0 %100
14	M43	Z	.33	.33	0 %100
15	M46	X	.896	.896	0 %100
16	M46	Z	.517	.517	0 %100
17	M51B	X	.663	.663	0 %100
18	M51B	Z	.383	.383	0 %100
19	M52B	X	2.652	2.652	0 %100
20	M52B	Z	1.531	1.531	0 %100
21	M76	X	2.641	2.641	0 %100
22	M76	Z	1.524	1.524	0 %100
23	M77	X	.894	.894	0 %100
24	M77	Z	.516	.516	0 %100
25	M80	X	.933	.933	0 %100
26	M80	Z	.538	.538	0 %100
27	M84	X	2.641	2.641	0 %100
28	M84	Z	1.524	1.524	0 %100
29	M85	X	3.574	3.574	0 %100
30	M85	Z	2.063	2.063	0 %100
31	M91	X	3.73	3.73	0 %100
32	M91	Z	2.154	2.154	0 %100
33	M90A	X	.694	.694	0 %100
34	M90A	Z	.401	.401	0 %100
35	MP4C	X	2.237	2.237	0 %100
36	MP4C	Z	1.292	1.292	0 %100
37	MP2C	X	2.237	2.237	0 %100
38	MP2C	Z	1.292	1.292	0 %100
39	MP1C	X	2.237	2.237	0 %100
40	MP1C	Z	1.292	1.292	0 %100
41	M107A	X	2.777	2.777	0 %100
42	M107A	Z	1.604	1.604	0 %100
43	MP4B	X	2.237	2.237	0 %100
44	MP4B	Z	1.292	1.292	0 %100
45	MP2B	X	2.237	2.237	0 %100
46	MP2B	Z	1.292	1.292	0 %100
47	MP1B	X	2.237	2.237	0 %100
48	MP1B	Z	1.292	1.292	0 %100
49	M77A	X	.572	.572	0 %100
50	M77A	Z	.33	.33	0 %100
51	M78A	X	.896	.896	0 %100
52	M78A	Z	.517	.517	0 %100
53	M79B	X	2.652	2.652	0 %100
54	M79B	Z	1.531	1.531	0 %100
55	M80A	X	.663	.663	0 %100
56	M80A	Z	.383	.383	0 %100
57	M84A	X	2.641	2.641	0 %100
58	M84A	Z	1.524	1.524	0 %100
59	M85A	X	3.574	3.574	0 %100



Company :
 Designer :
 Job Number :
 Model Name :

June 28, 2021
 3:10 PM
 Checked By: _____

Member Distributed Loads (BLC 57 : Structure Wi (120 Deg)) (Continued)

Member Label	Direction	Start Magnitude[lb/ft,...	End Magnitude[lb/ft,F...	Start Location[ft, %]	End Location[ft, %]
60	M85A	Z	2.063	2.063	0 %100
61	M87	X	3.73	3.73	0 %100
62	M87	Z	2.154	2.154	0 %100
63	M89	X	2.641	2.641	0 %100
64	M89	Z	1.524	1.524	0 %100
65	M90	X	.894	.894	0 %100
66	M90	Z	.516	.516	0 %100
67	M92A	X	.933	.933	0 %100
68	M92A	Z	.538	.538	0 %100
69	M100B	X	2.287	2.287	0 %100
70	M100B	Z	1.32	1.32	0 %100
71	M101B	X	3.583	3.583	0 %100
72	M101B	Z	2.069	2.069	0 %100
73	M102B	X	.663	.663	0 %100
74	M102B	Z	.383	.383	0 %100
75	M103B	X	.663	.663	0 %100
76	M103B	Z	.383	.383	0 %100
77	M107B	X	0	0	0 %100
78	M107B	Z	0	0	0 %100
79	M108A	X	.894	.894	0 %100
80	M108A	Z	.516	.516	0 %100
81	M110A	X	.933	.933	0 %100
82	M110A	Z	.538	.538	0 %100
83	M112A	X	0	0	0 %100
84	M112A	Z	0	0	0 %100
85	M113A	X	.894	.894	0 %100
86	M113A	Z	.516	.516	0 %100
87	M115A	X	.933	.933	0 %100
88	M115A	Z	.538	.538	0 %100
89	M122A	X	.572	.572	0 %100
90	M122A	Z	.33	.33	0 %100
91	M123A	X	2.287	2.287	0 %100
92	M123A	Z	1.32	1.32	0 %100
93	M124	X	2.101	2.101	0 %100
94	M124	Z	1.213	1.213	0 %100
95	M125	X	2.101	2.101	0 %100
96	M125	Z	1.213	1.213	0 %100
97	M126	X	0	0	0 %100
98	M126	Z	0	0	0 %100
99	M103	X	2.237	2.237	0 %100
100	M103	Z	1.292	1.292	0 %100
101	MP3B	X	2.237	2.237	0 %100
102	MP3B	Z	1.292	1.292	0 %100
103	MP3C	X	2.237	2.237	0 %100
104	MP3C	Z	1.292	1.292	0 %100
105	M107	X	2.237	2.237	0 %100
106	M107	Z	1.292	1.292	0 %100
107	M104A	X	.619	.619	0 %100
108	M104A	Z	.358	.358	0 %100
109	M109B	X	.619	.619	0 %100
110	M109B	Z	.358	.358	0 %100
111	M113	X	2.477	2.477	0 %100
112	M113	Z	1.43	1.43	0 %100
113	M126A	X	.641	.641	0 %100
114	M126A	Z	.37	.37	0 %100
115	M127	X	2.564	2.564	0 %100
116	M127	Z	1.48	1.48	0 %100



Company :
 Designer :
 Job Number :
 Model Name :

June 28, 2021
 3:10 PM
 Checked By: _____

Member Distributed Loads (BLC 57 : Structure Wi (120 Deg)) (Continued)

	Member Label	Direction	Start Magnitude[lb/ft....	End Magnitude[lb/ft,F...	Start Location[ft.%,]	End Location[ft.%,]
117	M128	X	.641	.641	0	%100
118	M128	Z	.37	.37	0	%100

Member Distributed Loads (BLC 58 : Structure Wi (150 Deg))

	Member Label	Direction	Start Magnitude[lb/ft....	End Magnitude[lb/ft,F...	Start Location[ft.%,]	End Location[ft.%,]
1	M1	X	1.203	1.203	0	%100
2	M1	Z	2.083	2.083	0	%100
3	M10	X	.99	.99	0	%100
4	M10	Z	1.715	1.715	0	%100
5	MP3A	X	1.292	1.292	0	%100
6	MP3A	Z	2.237	2.237	0	%100
7	MP4A	X	1.292	1.292	0	%100
8	MP4A	Z	2.237	2.237	0	%100
9	MP2A	X	1.292	1.292	0	%100
10	MP2A	Z	2.237	2.237	0	%100
11	MP1A	X	1.292	1.292	0	%100
12	MP1A	Z	2.237	2.237	0	%100
13	M43	X	.99	.99	0	%100
14	M43	Z	1.715	1.715	0	%100
15	M46	X	1.552	1.552	0	%100
16	M46	Z	2.687	2.687	0	%100
17	M51B	X	0	0	0	%100
18	M51B	Z	0	0	0	%100
19	M52B	X	1.148	1.148	0	%100
20	M52B	Z	1.989	1.989	0	%100
21	M76	X	.508	.508	0	%100
22	M76	Z	.88	.88	0	%100
23	M77	X	0	0	0	%100
24	M77	Z	0	0	0	%100
25	M80	X	0	0	0	%100
26	M80	Z	0	0	0	%100
27	M84	X	.508	.508	0	%100
28	M84	Z	.88	.88	0	%100
29	M85	X	1.548	1.548	0	%100
30	M85	Z	2.681	2.681	0	%100
31	M91	X	1.615	1.615	0	%100
32	M91	Z	2.798	2.798	0	%100
33	M90A	X	0	0	0	%100
34	M90A	Z	0	0	0	%100
35	MP4C	X	1.292	1.292	0	%100
36	MP4C	Z	2.237	2.237	0	%100
37	MP2C	X	1.292	1.292	0	%100
38	MP2C	Z	2.237	2.237	0	%100
39	MP1C	X	1.292	1.292	0	%100
40	MP1C	Z	2.237	2.237	0	%100
41	M107A	X	1.203	1.203	0	%100
42	M107A	Z	2.083	2.083	0	%100
43	MP4B	X	1.292	1.292	0	%100
44	MP4B	Z	2.237	2.237	0	%100
45	MP2B	X	1.292	1.292	0	%100
46	MP2B	Z	2.237	2.237	0	%100
47	MP1B	X	1.292	1.292	0	%100
48	MP1B	Z	2.237	2.237	0	%100
49	M77A	X	0	0	0	%100
50	M77A	Z	0	0	0	%100
51	M78A	X	0	0	0	%100



Company :
 Designer :
 Job Number :
 Model Name :

June 28, 2021
 3:10 PM
 Checked By: _____

Member Distributed Loads (BLC 58 : Structure Wi (150 Deg)) (Continued)

Member Label	Direction	Start Magnitude[lb/ft,...	End Magnitude[lb/ft,F...	Start Location[ft, %]	End Location[ft, %]	
52	M78A	Z	0	0	0	%100
53	M79B	X	1.148	1.148	0	%100
54	M79B	Z	1.989	1.989	0	%100
55	M80A	X	1.148	1.148	0	%100
56	M80A	Z	1.989	1.989	0	%100
57	M84A	X	2.033	2.033	0	%100
58	M84A	Z	3.521	3.521	0	%100
59	M85A	X	1.548	1.548	0	%100
60	M85A	Z	2.681	2.681	0	%100
61	M87	X	1.615	1.615	0	%100
62	M87	Z	2.798	2.798	0	%100
63	M89	X	2.033	2.033	0	%100
64	M89	Z	3.521	3.521	0	%100
65	M90	X	1.548	1.548	0	%100
66	M90	Z	2.681	2.681	0	%100
67	M92A	X	1.615	1.615	0	%100
68	M92A	Z	2.798	2.798	0	%100
69	M100B	X	.99	.99	0	%100
70	M100B	Z	1.715	1.715	0	%100
71	M101B	X	1.552	1.552	0	%100
72	M101B	Z	2.687	2.687	0	%100
73	M102B	X	1.148	1.148	0	%100
74	M102B	Z	1.989	1.989	0	%100
75	M103B	X	0	0	0	%100
76	M103B	Z	0	0	0	%100
77	M107B	X	.508	.508	0	%100
78	M107B	Z	.88	.88	0	%100
79	M108A	X	1.548	1.548	0	%100
80	M108A	Z	2.681	2.681	0	%100
81	M110A	X	1.615	1.615	0	%100
82	M110A	Z	2.798	2.798	0	%100
83	M112A	X	.508	.508	0	%100
84	M112A	Z	.88	.88	0	%100
85	M113A	X	0	0	0	%100
86	M113A	Z	0	0	0	%100
87	M115A	X	0	0	0	%100
88	M115A	Z	0	0	0	%100
89	M122A	X	0	0	0	%100
90	M122A	Z	0	0	0	%100
91	M123A	X	.99	.99	0	%100
92	M123A	Z	1.715	1.715	0	%100
93	M124	X	.404	.404	0	%100
94	M124	Z	.7	.7	0	%100
95	M125	X	1.618	1.618	0	%100
96	M125	Z	2.802	2.802	0	%100
97	M126	X	.404	.404	0	%100
98	M126	Z	.7	.7	0	%100
99	M103	X	1.292	1.292	0	%100
100	M103	Z	2.237	2.237	0	%100
101	MP3B	X	1.292	1.292	0	%100
102	MP3B	Z	2.237	2.237	0	%100
103	MP3C	X	1.292	1.292	0	%100
104	MP3C	Z	2.237	2.237	0	%100
105	M107	X	1.292	1.292	0	%100
106	M107	Z	2.237	2.237	0	%100
107	M104A	X	1.073	1.073	0	%100
108	M104A	Z	1.858	1.858	0	%100

Member Distributed Loads (BLC 58 : Structure Wi (150 Deg)) (Continued)

	Member Label	Direction	Start Magnitude[lb/ft....	End Magnitude[lb/ft.F...	Start Location[ft.%,]	End Location[ft.%,]
109	M109B	X	0	0	0	%100
110	M109B	Z	0	0	0	%100
111	M113	X	1.073	1.073	0	%100
112	M113	Z	1.858	1.858	0	%100
113	M126A	X	0	0	0	%100
114	M126A	Z	0	0	0	%100
115	M127	X	1.11	1.11	0	%100
116	M127	Z	1.923	1.923	0	%100
117	M128	X	1.11	1.11	0	%100
118	M128	Z	1.923	1.923	0	%100

Member Distributed Loads (BLC 59 : Structure Wi (180 Deg))

	Member Label	Direction	Start Magnitude[lb/ft....	End Magnitude[lb/ft.F...	Start Location[ft.%,]	End Location[ft.%,]
1	M1	X	0	0	0	%100
2	M1	Z	3.207	3.207	0	%100
3	M10	X	0	0	0	%100
4	M10	Z	2.641	2.641	0	%100
5	MP3A	X	0	0	0	%100
6	MP3A	Z	2.583	2.583	0	%100
7	MP4A	X	0	0	0	%100
8	MP4A	Z	2.583	2.583	0	%100
9	MP2A	X	0	0	0	%100
10	MP2A	Z	2.583	2.583	0	%100
11	MP1A	X	0	0	0	%100
12	MP1A	Z	2.583	2.583	0	%100
13	M43	X	0	0	0	%100
14	M43	Z	2.641	2.641	0	%100
15	M46	X	0	0	0	%100
16	M46	Z	4.138	4.138	0	%100
17	M51B	X	0	0	0	%100
18	M51B	Z	.765	.765	0	%100
19	M52B	X	0	0	0	%100
20	M52B	Z	.765	.765	0	%100
21	M76	X	0	0	0	%100
22	M76	Z	0	0	0	%100
23	M77	X	0	0	0	%100
24	M77	Z	1.032	1.032	0	%100
25	M80	X	0	0	0	%100
26	M80	Z	1.077	1.077	0	%100
27	M84	X	0	0	0	%100
28	M84	Z	0	0	0	%100
29	M85	X	0	0	0	%100
30	M85	Z	1.032	1.032	0	%100
31	M91	X	0	0	0	%100
32	M91	Z	1.077	1.077	0	%100
33	M90A	X	0	0	0	%100
34	M90A	Z	.802	.802	0	%100
35	MP4C	X	0	0	0	%100
36	MP4C	Z	2.583	2.583	0	%100
37	MP2C	X	0	0	0	%100
38	MP2C	Z	2.583	2.583	0	%100
39	MP1C	X	0	0	0	%100
40	MP1C	Z	2.583	2.583	0	%100
41	M107A	X	0	0	0	%100
42	M107A	Z	.802	.802	0	%100
43	MP4B	X	0	0	0	%100



Company :
 Designer :
 Job Number :
 Model Name :

June 28, 2021
 3:10 PM
 Checked By: _____

Member Distributed Loads (BLC 59 : Structure Wi (180 Deg)) (Continued)

Member Label	Direction	Start Magnitude[lb/ft,...	End Magnitude[lb/ft,F...	Start Location[ft, %]	End Location[ft, %]
44	MP4B	Z	2.583	2.583	0 %100
45	MP2B	X	0	0	0 %100
46	MP2B	Z	2.583	2.583	0 %100
47	MP1B	X	0	0	0 %100
48	MP1B	Z	2.583	2.583	0 %100
49	M77A	X	0	0	0 %100
50	M77A	Z	.66	.66	0 %100
51	M78A	X	0	0	0 %100
52	M78A	Z	1.034	1.034	0 %100
53	M79B	X	0	0	0 %100
54	M79B	Z	.765	.765	0 %100
55	M80A	X	0	0	0 %100
56	M80A	Z	3.062	3.062	0 %100
57	M84A	X	0	0	0 %100
58	M84A	Z	3.049	3.049	0 %100
59	M85A	X	0	0	0 %100
60	M85A	Z	1.032	1.032	0 %100
61	M87	X	0	0	0 %100
62	M87	Z	1.077	1.077	0 %100
63	M89	X	0	0	0 %100
64	M89	Z	3.049	3.049	0 %100
65	M90	X	0	0	0 %100
66	M90	Z	4.127	4.127	0 %100
67	M92A	X	0	0	0 %100
68	M92A	Z	4.307	4.307	0 %100
69	M100B	X	0	0	0 %100
70	M100B	Z	.66	.66	0 %100
71	M101B	X	0	0	0 %100
72	M101B	Z	1.034	1.034	0 %100
73	M102B	X	0	0	0 %100
74	M102B	Z	3.062	3.062	0 %100
75	M103B	X	0	0	0 %100
76	M103B	Z	.765	.765	0 %100
77	M107B	X	0	0	0 %100
78	M107B	Z	3.049	3.049	0 %100
79	M108A	X	0	0	0 %100
80	M108A	Z	4.127	4.127	0 %100
81	M110A	X	0	0	0 %100
82	M110A	Z	4.307	4.307	0 %100
83	M112A	X	0	0	0 %100
84	M112A	Z	3.049	3.049	0 %100
85	M113A	X	0	0	0 %100
86	M113A	Z	1.032	1.032	0 %100
87	M115A	X	0	0	0 %100
88	M115A	Z	1.077	1.077	0 %100
89	M122A	X	0	0	0 %100
90	M122A	Z	.66	.66	0 %100
91	M123A	X	0	0	0 %100
92	M123A	Z	.66	.66	0 %100
93	M124	X	0	0	0 %100
94	M124	Z	0	0	0 %100
95	M125	X	0	0	0 %100
96	M125	Z	2.427	2.427	0 %100
97	M126	X	0	0	0 %100
98	M126	Z	2.427	2.427	0 %100
99	M103	X	0	0	0 %100
100	M103	Z	2.583	2.583	0 %100



Company :
 Designer :
 Job Number :
 Model Name :

June 28, 2021
 3:10 PM
 Checked By: _____

Member Distributed Loads (BLC 59 : Structure Wi (180 Deg)) (Continued)

	Member Label	Direction	Start Magnitude[lb/ft....	End Magnitude[lb/ft.F...	Start Location[ft.%,]	End Location[ft.%,]
101	MP3B	X	0	0	0	%100
102	MP3B	Z	2.583	2.583	0	%100
103	MP3C	X	0	0	0	%100
104	MP3C	Z	2.583	2.583	0	%100
105	M107	X	0	0	0	%100
106	M107	Z	2.583	2.583	0	%100
107	M104A	X	0	0	0	%100
108	M104A	Z	2.861	2.861	0	%100
109	M109B	X	0	0	0	%100
110	M109B	Z	.715	.715	0	%100
111	M113	X	0	0	0	%100
112	M113	Z	.715	.715	0	%100
113	M126A	X	0	0	0	%100
114	M126A	Z	.74	.74	0	%100
115	M127	X	0	0	0	%100
116	M127	Z	.74	.74	0	%100
117	M128	X	0	0	0	%100
118	M128	Z	2.96	2.96	0	%100

Member Distributed Loads (BLC 60 : Structure Wi (210 Deg))

	Member Label	Direction	Start Magnitude[lb/ft....	End Magnitude[lb/ft.F...	Start Location[ft.%,]	End Location[ft.%,]
1	M1	X	-1.203	-1.203	0	%100
2	M1	Z	2.083	2.083	0	%100
3	M10	X	-.99	-.99	0	%100
4	M10	Z	1.715	1.715	0	%100
5	MP3A	X	-1.292	-1.292	0	%100
6	MP3A	Z	2.237	2.237	0	%100
7	MP4A	X	-1.292	-1.292	0	%100
8	MP4A	Z	2.237	2.237	0	%100
9	MP2A	X	-1.292	-1.292	0	%100
10	MP2A	Z	2.237	2.237	0	%100
11	MP1A	X	-1.292	-1.292	0	%100
12	MP1A	Z	2.237	2.237	0	%100
13	M43	X	-.99	-.99	0	%100
14	M43	Z	1.715	1.715	0	%100
15	M46	X	-1.552	-1.552	0	%100
16	M46	Z	2.687	2.687	0	%100
17	M51B	X	-1.148	-1.148	0	%100
18	M51B	Z	1.989	1.989	0	%100
19	M52B	X	0	0	0	%100
20	M52B	Z	0	0	0	%100
21	M76	X	-.508	-.508	0	%100
22	M76	Z	.88	.88	0	%100
23	M77	X	-1.548	-1.548	0	%100
24	M77	Z	2.681	2.681	0	%100
25	M80	X	-1.615	-1.615	0	%100
26	M80	Z	2.798	2.798	0	%100
27	M84	X	-.508	-.508	0	%100
28	M84	Z	.88	.88	0	%100
29	M85	X	0	0	0	%100
30	M85	Z	0	0	0	%100
31	M91	X	0	0	0	%100
32	M91	Z	0	0	0	%100
33	M90A	X	-1.203	-1.203	0	%100
34	M90A	Z	2.083	2.083	0	%100
35	MP4C	X	-1.292	-1.292	0	%100



Company :
 Designer :
 Job Number :
 Model Name :

June 28, 2021
 3:10 PM
 Checked By: _____

Member Distributed Loads (BLC 60 : Structure Wi (210 Deg)) (Continued)

Member Label	Direction	Start Magnitude[lb/ft,...	End Magnitude[lb/ft,F...	Start Location[ft, %]	End Location[ft, %]
36	MP4C	Z	2.237	2.237	0 %100
37	MP2C	X	-1.292	-1.292	0 %100
38	MP2C	Z	2.237	2.237	0 %100
39	MP1C	X	-1.292	-1.292	0 %100
40	MP1C	Z	2.237	2.237	0 %100
41	M107A	X	0	0	0 %100
42	M107A	Z	0	0	0 %100
43	MP4B	X	-1.292	-1.292	0 %100
44	MP4B	Z	2.237	2.237	0 %100
45	MP2B	X	-1.292	-1.292	0 %100
46	MP2B	Z	2.237	2.237	0 %100
47	MP1B	X	-1.292	-1.292	0 %100
48	MP1B	Z	2.237	2.237	0 %100
49	M77A	X	-.99	-.99	0 %100
50	M77A	Z	1.715	1.715	0 %100
51	M78A	X	-1.552	-1.552	0 %100
52	M78A	Z	2.687	2.687	0 %100
53	M79B	X	0	0	0 %100
54	M79B	Z	0	0	0 %100
55	M80A	X	-1.148	-1.148	0 %100
56	M80A	Z	1.989	1.989	0 %100
57	M84A	X	-.508	-.508	0 %100
58	M84A	Z	.88	.88	0 %100
59	M85A	X	0	0	0 %100
60	M85A	Z	0	0	0 %100
61	M87	X	0	0	0 %100
62	M87	Z	0	0	0 %100
63	M89	X	-.508	-.508	0 %100
64	M89	Z	.88	.88	0 %100
65	M90	X	-1.548	-1.548	0 %100
66	M90	Z	2.681	2.681	0 %100
67	M92A	X	-1.615	-1.615	0 %100
68	M92A	Z	2.798	2.798	0 %100
69	M100B	X	0	0	0 %100
70	M100B	Z	0	0	0 %100
71	M101B	X	0	0	0 %100
72	M101B	Z	0	0	0 %100
73	M102B	X	-1.148	-1.148	0 %100
74	M102B	Z	1.989	1.989	0 %100
75	M103B	X	-1.148	-1.148	0 %100
76	M103B	Z	1.989	1.989	0 %100
77	M107B	X	-2.033	-2.033	0 %100
78	M107B	Z	3.521	3.521	0 %100
79	M108A	X	-1.548	-1.548	0 %100
80	M108A	Z	2.681	2.681	0 %100
81	M110A	X	-1.615	-1.615	0 %100
82	M110A	Z	2.798	2.798	0 %100
83	M112A	X	-2.033	-2.033	0 %100
84	M112A	Z	3.521	3.521	0 %100
85	M113A	X	-1.548	-1.548	0 %100
86	M113A	Z	2.681	2.681	0 %100
87	M115A	X	-1.615	-1.615	0 %100
88	M115A	Z	2.798	2.798	0 %100
89	M122A	X	-.99	-.99	0 %100
90	M122A	Z	1.715	1.715	0 %100
91	M123A	X	0	0	0 %100
92	M123A	Z	0	0	0 %100

Member Distributed Loads (BLC 60 : Structure Wi (210 Deg)) (Continued)

	Member Label	Direction	Start Magnitude[lb/ft....	End Magnitude[lb/ft.F...	Start Location[ft.%,]	End Location[ft.%,]
93	M124	X	-.404	-.404	0	%100
94	M124	Z	.7	.7	0	%100
95	M125	X	-.404	-.404	0	%100
96	M125	Z	.7	.7	0	%100
97	M126	X	-1.618	-1.618	0	%100
98	M126	Z	2.802	2.802	0	%100
99	M103	X	-1.292	-1.292	0	%100
100	M103	Z	2.237	2.237	0	%100
101	MP3B	X	-1.292	-1.292	0	%100
102	MP3B	Z	2.237	2.237	0	%100
103	MP3C	X	-1.292	-1.292	0	%100
104	MP3C	Z	2.237	2.237	0	%100
105	M107	X	-1.292	-1.292	0	%100
106	M107	Z	2.237	2.237	0	%100
107	M104A	X	-1.073	-1.073	0	%100
108	M104A	Z	1.858	1.858	0	%100
109	M109B	X	-1.073	-1.073	0	%100
110	M109B	Z	1.858	1.858	0	%100
111	M113	X	0	0	0	%100
112	M113	Z	0	0	0	%100
113	M126A	X	-1.11	-1.11	0	%100
114	M126A	Z	1.923	1.923	0	%100
115	M127	X	0	0	0	%100
116	M127	Z	0	0	0	%100
117	M128	X	-1.11	-1.11	0	%100
118	M128	Z	1.923	1.923	0	%100

Member Distributed Loads (BLC 61 : Structure Wi (240 Deg))

	Member Label	Direction	Start Magnitude[lb/ft....	End Magnitude[lb/ft.F...	Start Location[ft.%,]	End Location[ft.%,]
1	M1	X	-.694	-.694	0	%100
2	M1	Z	.401	.401	0	%100
3	M10	X	-.572	-.572	0	%100
4	M10	Z	.33	.33	0	%100
5	MP3A	X	-2.237	-2.237	0	%100
6	MP3A	Z	1.292	1.292	0	%100
7	MP4A	X	-2.237	-2.237	0	%100
8	MP4A	Z	1.292	1.292	0	%100
9	MP2A	X	-2.237	-2.237	0	%100
10	MP2A	Z	1.292	1.292	0	%100
11	MP1A	X	-2.237	-2.237	0	%100
12	MP1A	Z	1.292	1.292	0	%100
13	M43	X	-.572	-.572	0	%100
14	M43	Z	.33	.33	0	%100
15	M46	X	-.896	-.896	0	%100
16	M46	Z	.517	.517	0	%100
17	M51B	X	-2.652	-2.652	0	%100
18	M51B	Z	1.531	1.531	0	%100
19	M52B	X	-.663	-.663	0	%100
20	M52B	Z	.383	.383	0	%100
21	M76	X	-2.641	-2.641	0	%100
22	M76	Z	1.524	1.524	0	%100
23	M77	X	-3.574	-3.574	0	%100
24	M77	Z	2.063	2.063	0	%100
25	M80	X	-3.73	-3.73	0	%100
26	M80	Z	2.154	2.154	0	%100
27	M84	X	-2.641	-2.641	0	%100



Company :
 Designer :
 Job Number :
 Model Name :

June 28, 2021
 3:10 PM
 Checked By: _____

Member Distributed Loads (BLC 61 : Structure Wi (240 Deg)) (Continued)

Member Label	Direction	Start Magnitude[lb/ft,...	End Magnitude[lb/ft,F...	Start Location[ft, %]	End Location[ft, %]
28	M84	Z	1.524	1.524	0 %100
29	M85	X	-.894	-.894	0 %100
30	M85	Z	.516	.516	0 %100
31	M91	X	-.933	-.933	0 %100
32	M91	Z	.538	.538	0 %100
33	M90A	X	-2.777	-2.777	0 %100
34	M90A	Z	1.604	1.604	0 %100
35	MP4C	X	-2.237	-2.237	0 %100
36	MP4C	Z	1.292	1.292	0 %100
37	MP2C	X	-2.237	-2.237	0 %100
38	MP2C	Z	1.292	1.292	0 %100
39	MP1C	X	-2.237	-2.237	0 %100
40	MP1C	Z	1.292	1.292	0 %100
41	M107A	X	-.694	-.694	0 %100
42	M107A	Z	.401	.401	0 %100
43	MP4B	X	-2.237	-2.237	0 %100
44	MP4B	Z	1.292	1.292	0 %100
45	MP2B	X	-2.237	-2.237	0 %100
46	MP2B	Z	1.292	1.292	0 %100
47	MP1B	X	-2.237	-2.237	0 %100
48	MP1B	Z	1.292	1.292	0 %100
49	M77A	X	-2.287	-2.287	0 %100
50	M77A	Z	1.32	1.32	0 %100
51	M78A	X	-3.583	-3.583	0 %100
52	M78A	Z	2.069	2.069	0 %100
53	M79B	X	-.663	-.663	0 %100
54	M79B	Z	.383	.383	0 %100
55	M80A	X	-.663	-.663	0 %100
56	M80A	Z	.383	.383	0 %100
57	M84A	X	0	0	0 %100
58	M84A	Z	0	0	0 %100
59	M85A	X	-.894	-.894	0 %100
60	M85A	Z	.516	.516	0 %100
61	M87	X	-.933	-.933	0 %100
62	M87	Z	.538	.538	0 %100
63	M89	X	0	0	0 %100
64	M89	Z	0	0	0 %100
65	M90	X	-.894	-.894	0 %100
66	M90	Z	.516	.516	0 %100
67	M92A	X	-.933	-.933	0 %100
68	M92A	Z	.538	.538	0 %100
69	M100B	X	-.572	-.572	0 %100
70	M100B	Z	.33	.33	0 %100
71	M101B	X	-.896	-.896	0 %100
72	M101B	Z	.517	.517	0 %100
73	M102B	X	-.663	-.663	0 %100
74	M102B	Z	.383	.383	0 %100
75	M103B	X	-2.652	-2.652	0 %100
76	M103B	Z	1.531	1.531	0 %100
77	M107B	X	-2.641	-2.641	0 %100
78	M107B	Z	1.524	1.524	0 %100
79	M108A	X	-.894	-.894	0 %100
80	M108A	Z	.516	.516	0 %100
81	M110A	X	-.933	-.933	0 %100
82	M110A	Z	.538	.538	0 %100
83	M112A	X	-2.641	-2.641	0 %100
84	M112A	Z	1.524	1.524	0 %100



Company :
 Designer :
 Job Number :
 Model Name :

June 28, 2021
 3:10 PM
 Checked By: _____

Member Distributed Loads (BLC 61 : Structure Wi (240 Deg)) (Continued)

	Member Label	Direction	Start Magnitude[lb/ft,...	End Magnitude[lb/ft,F...	Start Location[ft, %]	End Location[ft, %]
85	M113A	X	-3.574	-3.574	0	%100
86	M113A	Z	2.063	2.063	0	%100
87	M115A	X	-3.73	-3.73	0	%100
88	M115A	Z	2.154	2.154	0	%100
89	M122A	X	-2.287	-2.287	0	%100
90	M122A	Z	1.32	1.32	0	%100
91	M123A	X	-.572	-.572	0	%100
92	M123A	Z	.33	.33	0	%100
93	M124	X	-2.101	-2.101	0	%100
94	M124	Z	1.213	1.213	0	%100
95	M125	X	0	0	0	%100
96	M125	Z	0	0	0	%100
97	M126	X	-2.101	-2.101	0	%100
98	M126	Z	1.213	1.213	0	%100
99	M103	X	-2.237	-2.237	0	%100
100	M103	Z	1.292	1.292	0	%100
101	MP3B	X	-2.237	-2.237	0	%100
102	MP3B	Z	1.292	1.292	0	%100
103	MP3C	X	-2.237	-2.237	0	%100
104	MP3C	Z	1.292	1.292	0	%100
105	M107	X	-2.237	-2.237	0	%100
106	M107	Z	1.292	1.292	0	%100
107	M104A	X	-.619	-.619	0	%100
108	M104A	Z	.358	.358	0	%100
109	M109B	X	-2.477	-2.477	0	%100
110	M109B	Z	1.43	1.43	0	%100
111	M113	X	-.619	-.619	0	%100
112	M113	Z	.358	.358	0	%100
113	M126A	X	-2.564	-2.564	0	%100
114	M126A	Z	1.48	1.48	0	%100
115	M127	X	-.641	-.641	0	%100
116	M127	Z	.37	.37	0	%100
117	M128	X	-.641	-.641	0	%100
118	M128	Z	.37	.37	0	%100

Member Distributed Loads (BLC 62 : Structure Wi (270 Deg))

	Member Label	Direction	Start Magnitude[lb/ft,...	End Magnitude[lb/ft,F...	Start Location[ft, %]	End Location[ft, %]
1	M1	X	0	0	0	%100
2	M1	Z	0	0	0	%100
3	M10	X	0	0	0	%100
4	M10	Z	0	0	0	%100
5	MP3A	X	-2.583	-2.583	0	%100
6	MP3A	Z	0	0	0	%100
7	MP4A	X	-2.583	-2.583	0	%100
8	MP4A	Z	0	0	0	%100
9	MP2A	X	-2.583	-2.583	0	%100
10	MP2A	Z	0	0	0	%100
11	MP1A	X	-2.583	-2.583	0	%100
12	MP1A	Z	0	0	0	%100
13	M43	X	0	0	0	%100
14	M43	Z	0	0	0	%100
15	M46	X	0	0	0	%100
16	M46	Z	0	0	0	%100
17	M51B	X	-2.296	-2.296	0	%100
18	M51B	Z	0	0	0	%100
19	M52B	X	-2.296	-2.296	0	%100



Company :
 Designer :
 Job Number :
 Model Name :

June 28, 2021
 3:10 PM
 Checked By: _____

Member Distributed Loads (BLC 62 : Structure Wi (270 Deg)) (Continued)

	Member Label	Direction	Start Magnitude[lb/ft,...	End Magnitude[lb/ft,F...	Start Location[ft, %]	End Location[ft, %]
20	M52B	Z	0	0	0	%100
21	M76	X	-4.065	-4.065	0	%100
22	M76	Z	0	0	0	%100
23	M77	X	-3.095	-3.095	0	%100
24	M77	Z	0	0	0	%100
25	M80	X	-3.231	-3.231	0	%100
26	M80	Z	0	0	0	%100
27	M84	X	-4.065	-4.065	0	%100
28	M84	Z	0	0	0	%100
29	M85	X	-3.095	-3.095	0	%100
30	M85	Z	0	0	0	%100
31	M91	X	-3.231	-3.231	0	%100
32	M91	Z	0	0	0	%100
33	M90A	X	-2.405	-2.405	0	%100
34	M90A	Z	0	0	0	%100
35	MP4C	X	-2.583	-2.583	0	%100
36	MP4C	Z	0	0	0	%100
37	MP2C	X	-2.583	-2.583	0	%100
38	MP2C	Z	0	0	0	%100
39	MP1C	X	-2.583	-2.583	0	%100
40	MP1C	Z	0	0	0	%100
41	M107A	X	-2.405	-2.405	0	%100
42	M107A	Z	0	0	0	%100
43	MP4B	X	-2.583	-2.583	0	%100
44	MP4B	Z	0	0	0	%100
45	MP2B	X	-2.583	-2.583	0	%100
46	MP2B	Z	0	0	0	%100
47	MP1B	X	-2.583	-2.583	0	%100
48	MP1B	Z	0	0	0	%100
49	M77A	X	-1.98	-1.98	0	%100
50	M77A	Z	0	0	0	%100
51	M78A	X	-3.103	-3.103	0	%100
52	M78A	Z	0	0	0	%100
53	M79B	X	-2.296	-2.296	0	%100
54	M79B	Z	0	0	0	%100
55	M80A	X	0	0	0	%100
56	M80A	Z	0	0	0	%100
57	M84A	X	-1.016	-1.016	0	%100
58	M84A	Z	0	0	0	%100
59	M85A	X	-3.095	-3.095	0	%100
60	M85A	Z	0	0	0	%100
61	M87	X	-3.231	-3.231	0	%100
62	M87	Z	0	0	0	%100
63	M89	X	-1.016	-1.016	0	%100
64	M89	Z	0	0	0	%100
65	M90	X	0	0	0	%100
66	M90	Z	0	0	0	%100
67	M92A	X	0	0	0	%100
68	M92A	Z	0	0	0	%100
69	M100B	X	-1.98	-1.98	0	%100
70	M100B	Z	0	0	0	%100
71	M101B	X	-3.103	-3.103	0	%100
72	M101B	Z	0	0	0	%100
73	M102B	X	0	0	0	%100
74	M102B	Z	0	0	0	%100
75	M103B	X	-2.296	-2.296	0	%100
76	M103B	Z	0	0	0	%100

Member Distributed Loads (BLC 62 : Structure Wi (270 Deg)) (Continued)

	Member Label	Direction	Start Magnitude[lb/ft,...	End Magnitude[lb/ft,F...	Start Location[ft, %]	End Location[ft, %]
77	M107B	X	-1.016	-1.016	0	%100
78	M107B	Z	0	0	0	%100
79	M108A	X	0	0	0	%100
80	M108A	Z	0	0	0	%100
81	M110A	X	0	0	0	%100
82	M110A	Z	0	0	0	%100
83	M112A	X	-1.016	-1.016	0	%100
84	M112A	Z	0	0	0	%100
85	M113A	X	-3.095	-3.095	0	%100
86	M113A	Z	0	0	0	%100
87	M115A	X	-3.231	-3.231	0	%100
88	M115A	Z	0	0	0	%100
89	M122A	X	-1.98	-1.98	0	%100
90	M122A	Z	0	0	0	%100
91	M123A	X	-1.98	-1.98	0	%100
92	M123A	Z	0	0	0	%100
93	M124	X	-3.235	-3.235	0	%100
94	M124	Z	0	0	0	%100
95	M125	X	-0.809	-0.809	0	%100
96	M125	Z	0	0	0	%100
97	M126	X	-0.809	-0.809	0	%100
98	M126	Z	0	0	0	%100
99	M103	X	-2.583	-2.583	0	%100
100	M103	Z	0	0	0	%100
101	MP3B	X	-2.583	-2.583	0	%100
102	MP3B	Z	0	0	0	%100
103	MP3C	X	-2.583	-2.583	0	%100
104	MP3C	Z	0	0	0	%100
105	M107	X	-2.583	-2.583	0	%100
106	M107	Z	0	0	0	%100
107	M104A	X	0	0	0	%100
108	M104A	Z	0	0	0	%100
109	M109B	X	-2.145	-2.145	0	%100
110	M109B	Z	0	0	0	%100
111	M113	X	-2.145	-2.145	0	%100
112	M113	Z	0	0	0	%100
113	M126A	X	-2.22	-2.22	0	%100
114	M126A	Z	0	0	0	%100
115	M127	X	-2.22	-2.22	0	%100
116	M127	Z	0	0	0	%100
117	M128	X	0	0	0	%100
118	M128	Z	0	0	0	%100

Member Distributed Loads (BLC 63 : Structure Wi (300 Deg))

	Member Label	Direction	Start Magnitude[lb/ft,...	End Magnitude[lb/ft,F...	Start Location[ft, %]	End Location[ft, %]
1	M1	X	-0.694	-0.694	0	%100
2	M1	Z	-0.401	-0.401	0	%100
3	M10	X	-0.572	-0.572	0	%100
4	M10	Z	-0.33	-0.33	0	%100
5	MP3A	X	-2.237	-2.237	0	%100
6	MP3A	Z	-1.292	-1.292	0	%100
7	MP4A	X	-2.237	-2.237	0	%100
8	MP4A	Z	-1.292	-1.292	0	%100
9	MP2A	X	-2.237	-2.237	0	%100
10	MP2A	Z	-1.292	-1.292	0	%100
11	MP1A	X	-2.237	-2.237	0	%100



Company :
 Designer :
 Job Number :
 Model Name :

June 28, 2021
 3:10 PM
 Checked By: _____

Member Distributed Loads (BLC 63 : Structure Wi (300 Deg)) (Continued)

Member Label	Direction	Start Magnitude[lb/ft....	End Magnitude[lb/ft.F...	Start Location[ft.%]	End Location[ft.%]
12	MP1A	Z	-1.292	-1.292	0 %100
13	M43	X	-0.572	-0.572	0 %100
14	M43	Z	-0.33	-0.33	0 %100
15	M46	X	-0.896	-0.896	0 %100
16	M46	Z	-0.517	-0.517	0 %100
17	M51B	X	-0.663	-0.663	0 %100
18	M51B	Z	-0.383	-0.383	0 %100
19	M52B	X	-2.652	-2.652	0 %100
20	M52B	Z	-1.531	-1.531	0 %100
21	M76	X	-2.641	-2.641	0 %100
22	M76	Z	-1.524	-1.524	0 %100
23	M77	X	-0.894	-0.894	0 %100
24	M77	Z	-0.516	-0.516	0 %100
25	M80	X	-0.933	-0.933	0 %100
26	M80	Z	-0.538	-0.538	0 %100
27	M84	X	-2.641	-2.641	0 %100
28	M84	Z	-1.524	-1.524	0 %100
29	M85	X	-3.574	-3.574	0 %100
30	M85	Z	-2.063	-2.063	0 %100
31	M91	X	-3.73	-3.73	0 %100
32	M91	Z	-2.154	-2.154	0 %100
33	M90A	X	-0.694	-0.694	0 %100
34	M90A	Z	-0.401	-0.401	0 %100
35	MP4C	X	-2.237	-2.237	0 %100
36	MP4C	Z	-1.292	-1.292	0 %100
37	MP2C	X	-2.237	-2.237	0 %100
38	MP2C	Z	-1.292	-1.292	0 %100
39	MP1C	X	-2.237	-2.237	0 %100
40	MP1C	Z	-1.292	-1.292	0 %100
41	M107A	X	-2.777	-2.777	0 %100
42	M107A	Z	-1.604	-1.604	0 %100
43	MP4B	X	-2.237	-2.237	0 %100
44	MP4B	Z	-1.292	-1.292	0 %100
45	MP2B	X	-2.237	-2.237	0 %100
46	MP2B	Z	-1.292	-1.292	0 %100
47	MP1B	X	-2.237	-2.237	0 %100
48	MP1B	Z	-1.292	-1.292	0 %100
49	M77A	X	-0.572	-0.572	0 %100
50	M77A	Z	-0.33	-0.33	0 %100
51	M78A	X	-0.896	-0.896	0 %100
52	M78A	Z	-0.517	-0.517	0 %100
53	M79B	X	-2.652	-2.652	0 %100
54	M79B	Z	-1.531	-1.531	0 %100
55	M80A	X	-0.663	-0.663	0 %100
56	M80A	Z	-0.383	-0.383	0 %100
57	M84A	X	-2.641	-2.641	0 %100
58	M84A	Z	-1.524	-1.524	0 %100
59	M85A	X	-3.574	-3.574	0 %100
60	M85A	Z	-2.063	-2.063	0 %100
61	M87	X	-3.73	-3.73	0 %100
62	M87	Z	-2.154	-2.154	0 %100
63	M89	X	-2.641	-2.641	0 %100
64	M89	Z	-1.524	-1.524	0 %100
65	M90	X	-0.894	-0.894	0 %100
66	M90	Z	-0.516	-0.516	0 %100
67	M92A	X	-0.933	-0.933	0 %100
68	M92A	Z	-0.538	-0.538	0 %100

Member Distributed Loads (BLC 63 : Structure Wi (300 Deg)) (Continued)

	Member Label	Direction	Start Magnitude[lb/ft....	End Magnitude[lb/ft.F...	Start Location[ft.%,]	End Location[ft.%,]
69	M100B	X	-2.287	-2.287	0	%100
70	M100B	Z	-1.32	-1.32	0	%100
71	M101B	X	-3.583	-3.583	0	%100
72	M101B	Z	-2.069	-2.069	0	%100
73	M102B	X	-.663	-.663	0	%100
74	M102B	Z	-.383	-.383	0	%100
75	M103B	X	-.663	-.663	0	%100
76	M103B	Z	-.383	-.383	0	%100
77	M107B	X	0	0	0	%100
78	M107B	Z	0	0	0	%100
79	M108A	X	-.894	-.894	0	%100
80	M108A	Z	-.516	-.516	0	%100
81	M110A	X	-.933	-.933	0	%100
82	M110A	Z	-.538	-.538	0	%100
83	M112A	X	0	0	0	%100
84	M112A	Z	0	0	0	%100
85	M113A	X	-.894	-.894	0	%100
86	M113A	Z	-.516	-.516	0	%100
87	M115A	X	-.933	-.933	0	%100
88	M115A	Z	-.538	-.538	0	%100
89	M122A	X	-.572	-.572	0	%100
90	M122A	Z	-.33	-.33	0	%100
91	M123A	X	-2.287	-2.287	0	%100
92	M123A	Z	-1.32	-1.32	0	%100
93	M124	X	-2.101	-2.101	0	%100
94	M124	Z	-1.213	-1.213	0	%100
95	M125	X	-2.101	-2.101	0	%100
96	M125	Z	-1.213	-1.213	0	%100
97	M126	X	0	0	0	%100
98	M126	Z	0	0	0	%100
99	M103	X	-2.237	-2.237	0	%100
100	M103	Z	-1.292	-1.292	0	%100
101	MP3B	X	-2.237	-2.237	0	%100
102	MP3B	Z	-1.292	-1.292	0	%100
103	MP3C	X	-2.237	-2.237	0	%100
104	MP3C	Z	-1.292	-1.292	0	%100
105	M107	X	-2.237	-2.237	0	%100
106	M107	Z	-1.292	-1.292	0	%100
107	M104A	X	-.619	-.619	0	%100
108	M104A	Z	-.358	-.358	0	%100
109	M109B	X	-.619	-.619	0	%100
110	M109B	Z	-.358	-.358	0	%100
111	M113	X	-2.477	-2.477	0	%100
112	M113	Z	-1.43	-1.43	0	%100
113	M126A	X	-.641	-.641	0	%100
114	M126A	Z	-.37	-.37	0	%100
115	M127	X	-2.564	-2.564	0	%100
116	M127	Z	-1.48	-1.48	0	%100
117	M128	X	-.641	-.641	0	%100
118	M128	Z	-.37	-.37	0	%100

Member Distributed Loads (BLC 64 : Structure Wi (330 Deg))

	Member Label	Direction	Start Magnitude[lb/ft....	End Magnitude[lb/ft.F...	Start Location[ft.%,]	End Location[ft.%,]
1	M1	X	-1.203	-1.203	0	%100
2	M1	Z	-2.083	-2.083	0	%100
3	M10	X	-.99	-.99	0	%100



Company :
 Designer :
 Job Number :
 Model Name :

June 28, 2021
 3:10 PM
 Checked By: _____

Member Distributed Loads (BLC 64 : Structure Wi (330 Deg)) (Continued)

Member Label	Direction	Start Magnitude[lb/ft,...	End Magnitude[lb/ft,F...	Start Location[ft, %]	End Location[ft, %]
4	M10	Z	-1.715	-1.715	0 %100
5	MP3A	X	-1.292	-1.292	0 %100
6	MP3A	Z	-2.237	-2.237	0 %100
7	MP4A	X	-1.292	-1.292	0 %100
8	MP4A	Z	-2.237	-2.237	0 %100
9	MP2A	X	-1.292	-1.292	0 %100
10	MP2A	Z	-2.237	-2.237	0 %100
11	MP1A	X	-1.292	-1.292	0 %100
12	MP1A	Z	-2.237	-2.237	0 %100
13	M43	X	-0.99	-0.99	0 %100
14	M43	Z	-1.715	-1.715	0 %100
15	M46	X	-1.552	-1.552	0 %100
16	M46	Z	-2.687	-2.687	0 %100
17	M51B	X	0	0	0 %100
18	M51B	Z	0	0	0 %100
19	M52B	X	-1.148	-1.148	0 %100
20	M52B	Z	-1.989	-1.989	0 %100
21	M76	X	-0.508	-0.508	0 %100
22	M76	Z	-0.88	-0.88	0 %100
23	M77	X	0	0	0 %100
24	M77	Z	0	0	0 %100
25	M80	X	0	0	0 %100
26	M80	Z	0	0	0 %100
27	M84	X	-0.508	-0.508	0 %100
28	M84	Z	-0.88	-0.88	0 %100
29	M85	X	-1.548	-1.548	0 %100
30	M85	Z	-2.681	-2.681	0 %100
31	M91	X	-1.615	-1.615	0 %100
32	M91	Z	-2.798	-2.798	0 %100
33	M90A	X	0	0	0 %100
34	M90A	Z	0	0	0 %100
35	MP4C	X	-1.292	-1.292	0 %100
36	MP4C	Z	-2.237	-2.237	0 %100
37	MP2C	X	-1.292	-1.292	0 %100
38	MP2C	Z	-2.237	-2.237	0 %100
39	MP1C	X	-1.292	-1.292	0 %100
40	MP1C	Z	-2.237	-2.237	0 %100
41	M107A	X	-1.203	-1.203	0 %100
42	M107A	Z	-2.083	-2.083	0 %100
43	MP4B	X	-1.292	-1.292	0 %100
44	MP4B	Z	-2.237	-2.237	0 %100
45	MP2B	X	-1.292	-1.292	0 %100
46	MP2B	Z	-2.237	-2.237	0 %100
47	MP1B	X	-1.292	-1.292	0 %100
48	MP1B	Z	-2.237	-2.237	0 %100
49	M77A	X	0	0	0 %100
50	M77A	Z	0	0	0 %100
51	M78A	X	0	0	0 %100
52	M78A	Z	0	0	0 %100
53	M79B	X	-1.148	-1.148	0 %100
54	M79B	Z	-1.989	-1.989	0 %100
55	M80A	X	-1.148	-1.148	0 %100
56	M80A	Z	-1.989	-1.989	0 %100
57	M84A	X	-2.033	-2.033	0 %100
58	M84A	Z	-3.521	-3.521	0 %100
59	M85A	X	-1.548	-1.548	0 %100
60	M85A	Z	-2.681	-2.681	0 %100



Company :
 Designer :
 Job Number :
 Model Name :

June 28, 2021
 3:10 PM
 Checked By: _____

Member Distributed Loads (BLC 64 : Structure Wi (330 Deg)) (Continued)

Member Label	Direction	Start Magnitude[lb/ft,...	End Magnitude[lb/ft,F...	Start Location[ft, %]	End Location[ft, %]
61	M87	X	-1.615	-1.615	0 %100
62	M87	Z	-2.798	-2.798	0 %100
63	M89	X	-2.033	-2.033	0 %100
64	M89	Z	-3.521	-3.521	0 %100
65	M90	X	-1.548	-1.548	0 %100
66	M90	Z	-2.681	-2.681	0 %100
67	M92A	X	-1.615	-1.615	0 %100
68	M92A	Z	-2.798	-2.798	0 %100
69	M100B	X	-.99	-.99	0 %100
70	M100B	Z	-1.715	-1.715	0 %100
71	M101B	X	-1.552	-1.552	0 %100
72	M101B	Z	-2.687	-2.687	0 %100
73	M102B	X	-1.148	-1.148	0 %100
74	M102B	Z	-1.989	-1.989	0 %100
75	M103B	X	0	0	0 %100
76	M103B	Z	0	0	0 %100
77	M107B	X	-.508	-.508	0 %100
78	M107B	Z	-.88	-.88	0 %100
79	M108A	X	-1.548	-1.548	0 %100
80	M108A	Z	-2.681	-2.681	0 %100
81	M110A	X	-1.615	-1.615	0 %100
82	M110A	Z	-2.798	-2.798	0 %100
83	M112A	X	-.508	-.508	0 %100
84	M112A	Z	-.88	-.88	0 %100
85	M113A	X	0	0	0 %100
86	M113A	Z	0	0	0 %100
87	M115A	X	0	0	0 %100
88	M115A	Z	0	0	0 %100
89	M122A	X	0	0	0 %100
90	M122A	Z	0	0	0 %100
91	M123A	X	-.99	-.99	0 %100
92	M123A	Z	-1.715	-1.715	0 %100
93	M124	X	-.404	-.404	0 %100
94	M124	Z	-.7	-.7	0 %100
95	M125	X	-1.618	-1.618	0 %100
96	M125	Z	-2.802	-2.802	0 %100
97	M126	X	-.404	-.404	0 %100
98	M126	Z	-.7	-.7	0 %100
99	M103	X	-1.292	-1.292	0 %100
100	M103	Z	-2.237	-2.237	0 %100
101	MP3B	X	-1.292	-1.292	0 %100
102	MP3B	Z	-2.237	-2.237	0 %100
103	MP3C	X	-1.292	-1.292	0 %100
104	MP3C	Z	-2.237	-2.237	0 %100
105	M107	X	-1.292	-1.292	0 %100
106	M107	Z	-2.237	-2.237	0 %100
107	M104A	X	-1.073	-1.073	0 %100
108	M104A	Z	-1.858	-1.858	0 %100
109	M109B	X	0	0	0 %100
110	M109B	Z	0	0	0 %100
111	M113	X	-1.073	-1.073	0 %100
112	M113	Z	-1.858	-1.858	0 %100
113	M126A	X	0	0	0 %100
114	M126A	Z	0	0	0 %100
115	M127	X	-1.11	-1.11	0 %100
116	M127	Z	-1.923	-1.923	0 %100
117	M128	X	-1.11	-1.11	0 %100



Company :
 Designer :
 Job Number :
 Model Name :

June 28, 2021
 3:10 PM
 Checked By: _____

Member Distributed Loads (BLC 64 : Structure Wi (330 Deg)) (Continued)

Member Label	Direction	Start Magnitude[lb/ft,...	End Magnitude[lb/ft,F...	Start Location[ft, %]	End Location[ft, %]
118 M128	Z	-1.923	-1.923	0	%100

Member Distributed Loads (BLC 65 : Structure Wm (0 Deg))

Member Label	Direction	Start Magnitude[lb/ft,...	End Magnitude[lb/ft,F...	Start Location[ft, %]	End Location[ft, %]
1 M1	X	0	0	0	%100
2 M1	Z	-.699	-.699	0	%100
3 M10	X	0	0	0	%100
4 M10	Z	-.6	-.6	0	%100
5 MP3A	X	0	0	0	%100
6 MP3A	Z	-.474	-.474	0	%100
7 MP4A	X	0	0	0	%100
8 MP4A	Z	-.474	-.474	0	%100
9 MP2A	X	0	0	0	%100
10 MP2A	Z	-.474	-.474	0	%100
11 MP1A	X	0	0	0	%100
12 MP1A	Z	-.474	-.474	0	%100
13 M43	X	0	0	0	%100
14 M43	Z	-.6	-.6	0	%100
15 M46	X	0	0	0	%100
16 M46	Z	-1.198	-1.198	0	%100
17 M51B	X	0	0	0	%100
18 M51B	Z	-.166	-.166	0	%100
19 M52B	X	0	0	0	%100
20 M52B	Z	-.166	-.166	0	%100
21 M76	X	0	0	0	%100
22 M76	Z	0	0	0	%100
23 M77	X	0	0	0	%100
24 M77	Z	-.305	-.305	0	%100
25 M80	X	0	0	0	%100
26 M80	Z	-.321	-.321	0	%100
27 M84	X	0	0	0	%100
28 M84	Z	0	0	0	%100
29 M85	X	0	0	0	%100
30 M85	Z	-.305	-.305	0	%100
31 M91	X	0	0	0	%100
32 M91	Z	-.321	-.321	0	%100
33 M90A	X	0	0	0	%100
34 M90A	Z	-.175	-.175	0	%100
35 MP4C	X	0	0	0	%100
36 MP4C	Z	-.474	-.474	0	%100
37 MP2C	X	0	0	0	%100
38 MP2C	Z	-.474	-.474	0	%100
39 MP1C	X	0	0	0	%100
40 MP1C	Z	-.474	-.474	0	%100
41 M107A	X	0	0	0	%100
42 M107A	Z	-.175	-.175	0	%100
43 MP4B	X	0	0	0	%100
44 MP4B	Z	-.474	-.474	0	%100
45 MP2B	X	0	0	0	%100
46 MP2B	Z	-.474	-.474	0	%100
47 MP1B	X	0	0	0	%100
48 MP1B	Z	-.474	-.474	0	%100
49 M77A	X	0	0	0	%100
50 M77A	Z	-.15	-.15	0	%100
51 M78A	X	0	0	0	%100
52 M78A	Z	-.299	-.299	0	%100

Member Distributed Loads (BLC 65 : Structure Wm (0 Deg)) (Continued)

Member Label	Direction	Start Magnitude[lb/ft,...	End Magnitude[lb/ft,F...	Start Location[ft, %]	End Location[ft, %]	
53	M79B	X	0	0	0	%100
54	M79B	Z	-.166	-.166	0	%100
55	M80A	X	0	0	0	%100
56	M80A	Z	-.665	-.665	0	%100
57	M84A	X	0	0	0	%100
58	M84A	Z	-.898	-.898	0	%100
59	M85A	X	0	0	0	%100
60	M85A	Z	-.305	-.305	0	%100
61	M87	X	0	0	0	%100
62	M87	Z	-.321	-.321	0	%100
63	M89	X	0	0	0	%100
64	M89	Z	-.898	-.898	0	%100
65	M90	X	0	0	0	%100
66	M90	Z	-1.22	-1.22	0	%100
67	M92A	X	0	0	0	%100
68	M92A	Z	-1.285	-1.285	0	%100
69	M100B	X	0	0	0	%100
70	M100B	Z	-.15	-.15	0	%100
71	M101B	X	0	0	0	%100
72	M101B	Z	-.299	-.299	0	%100
73	M102B	X	0	0	0	%100
74	M102B	Z	-.665	-.665	0	%100
75	M103B	X	0	0	0	%100
76	M103B	Z	-.166	-.166	0	%100
77	M107B	X	0	0	0	%100
78	M107B	Z	-.898	-.898	0	%100
79	M108A	X	0	0	0	%100
80	M108A	Z	-1.22	-1.22	0	%100
81	M110A	X	0	0	0	%100
82	M110A	Z	-1.285	-1.285	0	%100
83	M112A	X	0	0	0	%100
84	M112A	Z	-.898	-.898	0	%100
85	M113A	X	0	0	0	%100
86	M113A	Z	-.305	-.305	0	%100
87	M115A	X	0	0	0	%100
88	M115A	Z	-.321	-.321	0	%100
89	M122A	X	0	0	0	%100
90	M122A	Z	-.15	-.15	0	%100
91	M123A	X	0	0	0	%100
92	M123A	Z	-.15	-.15	0	%100
93	M124	X	0	0	0	%100
94	M124	Z	0	0	0	%100
95	M125	X	0	0	0	%100
96	M125	Z	-.532	-.532	0	%100
97	M126	X	0	0	0	%100
98	M126	Z	-.532	-.532	0	%100
99	M103	X	0	0	0	%100
100	M103	Z	-.474	-.474	0	%100
101	MP3B	X	0	0	0	%100
102	MP3B	Z	-.474	-.474	0	%100
103	MP3C	X	0	0	0	%100
104	MP3C	Z	-.474	-.474	0	%100
105	M107	X	0	0	0	%100
106	M107	Z	-.474	-.474	0	%100
107	M104A	X	0	0	0	%100
108	M104A	Z	-.574	-.574	0	%100
109	M109B	X	0	0	0	%100

Member Distributed Loads (BLC 65 : Structure Wm (0 Deg)) (Continued)

	Member Label	Direction	Start Magnitude[lb/ft....	End Magnitude[lb/ft.F...	Start Location[ft.%]	End Location[ft.%]
110	M109B	Z	-.143	-.143	0	%100
111	M113	X	0	0	0	%100
112	M113	Z	-.143	-.143	0	%100
113	M126A	X	0	0	0	%100
114	M126A	Z	-.181	-.181	0	%100
115	M127	X	0	0	0	%100
116	M127	Z	-.181	-.181	0	%100
117	M128	X	0	0	0	%100
118	M128	Z	-.725	-.725	0	%100

Member Distributed Loads (BLC 66 : Structure Wm (30 Deg))

	Member Label	Direction	Start Magnitude[lb/ft....	End Magnitude[lb/ft.F...	Start Location[ft.%]	End Location[ft.%]
1	M1	X	.262	.262	0	%100
2	M1	Z	-.454	-.454	0	%100
3	M10	X	.225	.225	0	%100
4	M10	Z	-.39	-.39	0	%100
5	MP3A	X	.237	.237	0	%100
6	MP3A	Z	-.411	-.411	0	%100
7	MP4A	X	.237	.237	0	%100
8	MP4A	Z	-.411	-.411	0	%100
9	MP2A	X	.237	.237	0	%100
10	MP2A	Z	-.411	-.411	0	%100
11	MP1A	X	.237	.237	0	%100
12	MP1A	Z	-.411	-.411	0	%100
13	M43	X	.225	.225	0	%100
14	M43	Z	-.39	-.39	0	%100
15	M46	X	.449	.449	0	%100
16	M46	Z	-.778	-.778	0	%100
17	M51B	X	.249	.249	0	%100
18	M51B	Z	-.432	-.432	0	%100
19	M52B	X	0	0	0	%100
20	M52B	Z	0	0	0	%100
21	M76	X	.15	.15	0	%100
22	M76	Z	-.259	-.259	0	%100
23	M77	X	.457	.457	0	%100
24	M77	Z	-.792	-.792	0	%100
25	M80	X	.482	.482	0	%100
26	M80	Z	-.834	-.834	0	%100
27	M84	X	.15	.15	0	%100
28	M84	Z	-.259	-.259	0	%100
29	M85	X	0	0	0	%100
30	M85	Z	0	0	0	%100
31	M91	X	0	0	0	%100
32	M91	Z	0	0	0	%100
33	M90A	X	.262	.262	0	%100
34	M90A	Z	-.454	-.454	0	%100
35	MP4C	X	.237	.237	0	%100
36	MP4C	Z	-.411	-.411	0	%100
37	MP2C	X	.237	.237	0	%100
38	MP2C	Z	-.411	-.411	0	%100
39	MP1C	X	.237	.237	0	%100
40	MP1C	Z	-.411	-.411	0	%100
41	M107A	X	0	0	0	%100
42	M107A	Z	0	0	0	%100
43	MP4B	X	.237	.237	0	%100
44	MP4B	Z	-.411	-.411	0	%100



Company :
 Designer :
 Job Number :
 Model Name :

June 28, 2021
 3:10 PM
 Checked By: _____

Member Distributed Loads (BLC 66 : Structure Wm (30 Deg)) (Continued)

Member Label	Direction	Start Magnitude[lb/ft,...	End Magnitude[lb/ft,F...	Start Location[ft, %]	End Location[ft, %]
45	MP2B	X	.237	.237	0 %100
46	MP2B	Z	-.411	-.411	0 %100
47	MP1B	X	.237	.237	0 %100
48	MP1B	Z	-.411	-.411	0 %100
49	M77A	X	.225	.225	0 %100
50	M77A	Z	-.39	-.39	0 %100
51	M78A	X	.449	.449	0 %100
52	M78A	Z	-.778	-.778	0 %100
53	M79B	X	0	0	0 %100
54	M79B	Z	0	0	0 %100
55	M80A	X	.249	.249	0 %100
56	M80A	Z	-.432	-.432	0 %100
57	M84A	X	.15	.15	0 %100
58	M84A	Z	-.259	-.259	0 %100
59	M85A	X	0	0	0 %100
60	M85A	Z	0	0	0 %100
61	M87	X	0	0	0 %100
62	M87	Z	0	0	0 %100
63	M89	X	.15	.15	0 %100
64	M89	Z	-.259	-.259	0 %100
65	M90	X	.457	.457	0 %100
66	M90	Z	-.792	-.792	0 %100
67	M92A	X	.482	.482	0 %100
68	M92A	Z	-.834	-.834	0 %100
69	M100B	X	0	0	0 %100
70	M100B	Z	0	0	0 %100
71	M101B	X	0	0	0 %100
72	M101B	Z	0	0	0 %100
73	M102B	X	.249	.249	0 %100
74	M102B	Z	-.432	-.432	0 %100
75	M103B	X	.249	.249	0 %100
76	M103B	Z	-.432	-.432	0 %100
77	M107B	X	.599	.599	0 %100
78	M107B	Z	-1.037	-1.037	0 %100
79	M108A	X	.457	.457	0 %100
80	M108A	Z	-.792	-.792	0 %100
81	M110A	X	.482	.482	0 %100
82	M110A	Z	-.834	-.834	0 %100
83	M112A	X	.599	.599	0 %100
84	M112A	Z	-1.037	-1.037	0 %100
85	M113A	X	.457	.457	0 %100
86	M113A	Z	-.792	-.792	0 %100
87	M115A	X	.482	.482	0 %100
88	M115A	Z	-.834	-.834	0 %100
89	M122A	X	.225	.225	0 %100
90	M122A	Z	-.39	-.39	0 %100
91	M123A	X	0	0	0 %100
92	M123A	Z	0	0	0 %100
93	M124	X	.089	.089	0 %100
94	M124	Z	-.153	-.153	0 %100
95	M125	X	.089	.089	0 %100
96	M125	Z	-.153	-.153	0 %100
97	M126	X	.354	.354	0 %100
98	M126	Z	-.614	-.614	0 %100
99	M103	X	.237	.237	0 %100
100	M103	Z	-.411	-.411	0 %100
101	MP3B	X	.237	.237	0 %100

Member Distributed Loads (BLC 66 : Structure Wm (30 Deg)) (Continued)

	Member Label	Direction	Start Magnitude[lb/ft....	End Magnitude[lb/ft.F...	Start Location[ft.%,]	End Location[ft.%,]
102	MP3B	Z	-.411	-.411	0	%100
103	MP3C	X	.237	.237	0	%100
104	MP3C	Z	-.411	-.411	0	%100
105	M107	X	.237	.237	0	%100
106	M107	Z	-.411	-.411	0	%100
107	M104A	X	.215	.215	0	%100
108	M104A	Z	-.373	-.373	0	%100
109	M109B	X	.215	.215	0	%100
110	M109B	Z	-.373	-.373	0	%100
111	M113	X	0	0	0	%100
112	M113	Z	0	0	0	%100
113	M126A	X	.272	.272	0	%100
114	M126A	Z	-.471	-.471	0	%100
115	M127	X	0	0	0	%100
116	M127	Z	0	0	0	%100
117	M128	X	.272	.272	0	%100
118	M128	Z	-.471	-.471	0	%100

Member Distributed Loads (BLC 67 : Structure Wm (60 Deg))

	Member Label	Direction	Start Magnitude[lb/ft....	End Magnitude[lb/ft.F...	Start Location[ft.%,]	End Location[ft.%,]
1	M1	X	.151	.151	0	%100
2	M1	Z	-.087	-.087	0	%100
3	M10	X	.13	.13	0	%100
4	M10	Z	-.075	-.075	0	%100
5	MP3A	X	.411	.411	0	%100
6	MP3A	Z	-.237	-.237	0	%100
7	MP4A	X	.411	.411	0	%100
8	MP4A	Z	-.237	-.237	0	%100
9	MP2A	X	.411	.411	0	%100
10	MP2A	Z	-.237	-.237	0	%100
11	MP1A	X	.411	.411	0	%100
12	MP1A	Z	-.237	-.237	0	%100
13	M43	X	.13	.13	0	%100
14	M43	Z	-.075	-.075	0	%100
15	M46	X	.259	.259	0	%100
16	M46	Z	-.15	-.15	0	%100
17	M51B	X	.576	.576	0	%100
18	M51B	Z	-.333	-.333	0	%100
19	M52B	X	.144	.144	0	%100
20	M52B	Z	-.083	-.083	0	%100
21	M76	X	.778	.778	0	%100
22	M76	Z	-.449	-.449	0	%100
23	M77	X	1.056	1.056	0	%100
24	M77	Z	-.61	-.61	0	%100
25	M80	X	1.113	1.113	0	%100
26	M80	Z	-.642	-.642	0	%100
27	M84	X	.778	.778	0	%100
28	M84	Z	-.449	-.449	0	%100
29	M85	X	.264	.264	0	%100
30	M85	Z	-.152	-.152	0	%100
31	M91	X	.278	.278	0	%100
32	M91	Z	-.161	-.161	0	%100
33	M90A	X	.605	.605	0	%100
34	M90A	Z	-.349	-.349	0	%100
35	MP4C	X	.411	.411	0	%100
36	MP4C	Z	-.237	-.237	0	%100

Member Distributed Loads (BLC 67 : Structure Wm (60 Deg)) (Continued)

Member Label	Direction	Start Magnitude[lb/ft,...	End Magnitude[lb/ft,F...	Start Location[ft, %]	End Location[ft, %]
37	MP2C	X	.411	.411	0 %100
38	MP2C	Z	-.237	-.237	0 %100
39	MP1C	X	.411	.411	0 %100
40	MP1C	Z	-.237	-.237	0 %100
41	M107A	X	.151	.151	0 %100
42	M107A	Z	-.087	-.087	0 %100
43	MP4B	X	.411	.411	0 %100
44	MP4B	Z	-.237	-.237	0 %100
45	MP2B	X	.411	.411	0 %100
46	MP2B	Z	-.237	-.237	0 %100
47	MP1B	X	.411	.411	0 %100
48	MP1B	Z	-.237	-.237	0 %100
49	M77A	X	.52	.52	0 %100
50	M77A	Z	-.3	-.3	0 %100
51	M78A	X	1.037	1.037	0 %100
52	M78A	Z	-.599	-.599	0 %100
53	M79B	X	.144	.144	0 %100
54	M79B	Z	-.083	-.083	0 %100
55	M80A	X	.144	.144	0 %100
56	M80A	Z	-.083	-.083	0 %100
57	M84A	X	0	0	0 %100
58	M84A	Z	0	0	0 %100
59	M85A	X	.264	.264	0 %100
60	M85A	Z	-.152	-.152	0 %100
61	M87	X	.278	.278	0 %100
62	M87	Z	-.161	-.161	0 %100
63	M89	X	0	0	0 %100
64	M89	Z	0	0	0 %100
65	M90	X	.264	.264	0 %100
66	M90	Z	-.152	-.152	0 %100
67	M92A	X	.278	.278	0 %100
68	M92A	Z	-.161	-.161	0 %100
69	M100B	X	.13	.13	0 %100
70	M100B	Z	-.075	-.075	0 %100
71	M101B	X	.259	.259	0 %100
72	M101B	Z	-.15	-.15	0 %100
73	M102B	X	.144	.144	0 %100
74	M102B	Z	-.083	-.083	0 %100
75	M103B	X	.576	.576	0 %100
76	M103B	Z	-.333	-.333	0 %100
77	M107B	X	.778	.778	0 %100
78	M107B	Z	-.449	-.449	0 %100
79	M108A	X	.264	.264	0 %100
80	M108A	Z	-.152	-.152	0 %100
81	M110A	X	.278	.278	0 %100
82	M110A	Z	-.161	-.161	0 %100
83	M112A	X	.778	.778	0 %100
84	M112A	Z	-.449	-.449	0 %100
85	M113A	X	1.056	1.056	0 %100
86	M113A	Z	-.61	-.61	0 %100
87	M115A	X	1.113	1.113	0 %100
88	M115A	Z	-.642	-.642	0 %100
89	M122A	X	.52	.52	0 %100
90	M122A	Z	-.3	-.3	0 %100
91	M123A	X	.13	.13	0 %100
92	M123A	Z	-.075	-.075	0 %100
93	M124	X	.46	.46	0 %100



Company :
 Designer :
 Job Number :
 Model Name :

June 28, 2021
 3:10 PM
 Checked By: _____

Member Distributed Loads (BLC 67 : Structure Wm (60 Deg)) (Continued)

	Member Label	Direction	Start Magnitude[lb/ft,...	End Magnitude[lb/ft,F...	Start Location[ft, %]	End Location[ft, %]
94	M124	Z	-.266	-.266	0	%100
95	M125	X	0	0	0	%100
96	M125	Z	0	0	0	%100
97	M126	X	.46	.46	0	%100
98	M126	Z	-.266	-.266	0	%100
99	M103	X	.411	.411	0	%100
100	M103	Z	-.237	-.237	0	%100
101	MP3B	X	.411	.411	0	%100
102	MP3B	Z	-.237	-.237	0	%100
103	MP3C	X	.411	.411	0	%100
104	MP3C	Z	-.237	-.237	0	%100
105	M107	X	.411	.411	0	%100
106	M107	Z	-.237	-.237	0	%100
107	M104A	X	.124	.124	0	%100
108	M104A	Z	-.072	-.072	0	%100
109	M109B	X	.497	.497	0	%100
110	M109B	Z	-.287	-.287	0	%100
111	M113	X	.124	.124	0	%100
112	M113	Z	-.072	-.072	0	%100
113	M126A	X	.628	.628	0	%100
114	M126A	Z	-.363	-.363	0	%100
115	M127	X	.157	.157	0	%100
116	M127	Z	-.091	-.091	0	%100
117	M128	X	.157	.157	0	%100
118	M128	Z	-.091	-.091	0	%100

Member Distributed Loads (BLC 68 : Structure Wm (90 Deg))

	Member Label	Direction	Start Magnitude[lb/ft,...	End Magnitude[lb/ft,F...	Start Location[ft, %]	End Location[ft, %]
1	M1	X	0	0	0	%100
2	M1	Z	0	0	0	%100
3	M10	X	0	0	0	%100
4	M10	Z	0	0	0	%100
5	MP3A	X	.474	.474	0	%100
6	MP3A	Z	0	0	0	%100
7	MP4A	X	.474	.474	0	%100
8	MP4A	Z	0	0	0	%100
9	MP2A	X	.474	.474	0	%100
10	MP2A	Z	0	0	0	%100
11	MP1A	X	.474	.474	0	%100
12	MP1A	Z	0	0	0	%100
13	M43	X	0	0	0	%100
14	M43	Z	0	0	0	%100
15	M46	X	0	0	0	%100
16	M46	Z	0	0	0	%100
17	M51B	X	.499	.499	0	%100
18	M51B	Z	0	0	0	%100
19	M52B	X	.499	.499	0	%100
20	M52B	Z	0	0	0	%100
21	M76	X	1.198	1.198	0	%100
22	M76	Z	0	0	0	%100
23	M77	X	.915	.915	0	%100
24	M77	Z	0	0	0	%100
25	M80	X	.963	.963	0	%100
26	M80	Z	0	0	0	%100
27	M84	X	1.198	1.198	0	%100
28	M84	Z	0	0	0	%100



Company :
 Designer :
 Job Number :
 Model Name :

June 28, 2021
 3:10 PM
 Checked By: _____

Member Distributed Loads (BLC 68 : Structure Wm (90 Deg)) (Continued)

Member Label	Direction	Start Magnitude[lb/ft,...	End Magnitude[lb/ft,F...	Start Location[ft, %]	End Location[ft, %]
29	M85	X	.915	.915	0 %100
30	M85	Z	0	0	0 %100
31	M91	X	.963	.963	0 %100
32	M91	Z	0	0	0 %100
33	M90A	X	.524	.524	0 %100
34	M90A	Z	0	0	0 %100
35	MP4C	X	.474	.474	0 %100
36	MP4C	Z	0	0	0 %100
37	MP2C	X	.474	.474	0 %100
38	MP2C	Z	0	0	0 %100
39	MP1C	X	.474	.474	0 %100
40	MP1C	Z	0	0	0 %100
41	M107A	X	.524	.524	0 %100
42	M107A	Z	0	0	0 %100
43	MP4B	X	.474	.474	0 %100
44	MP4B	Z	0	0	0 %100
45	MP2B	X	.474	.474	0 %100
46	MP2B	Z	0	0	0 %100
47	MP1B	X	.474	.474	0 %100
48	MP1B	Z	0	0	0 %100
49	M77A	X	.45	.45	0 %100
50	M77A	Z	0	0	0 %100
51	M78A	X	.898	.898	0 %100
52	M78A	Z	0	0	0 %100
53	M79B	X	.499	.499	0 %100
54	M79B	Z	0	0	0 %100
55	M80A	X	0	0	0 %100
56	M80A	Z	0	0	0 %100
57	M84A	X	.299	.299	0 %100
58	M84A	Z	0	0	0 %100
59	M85A	X	.915	.915	0 %100
60	M85A	Z	0	0	0 %100
61	M87	X	.963	.963	0 %100
62	M87	Z	0	0	0 %100
63	M89	X	.299	.299	0 %100
64	M89	Z	0	0	0 %100
65	M90	X	0	0	0 %100
66	M90	Z	0	0	0 %100
67	M92A	X	0	0	0 %100
68	M92A	Z	0	0	0 %100
69	M100B	X	.45	.45	0 %100
70	M100B	Z	0	0	0 %100
71	M101B	X	.898	.898	0 %100
72	M101B	Z	0	0	0 %100
73	M102B	X	0	0	0 %100
74	M102B	Z	0	0	0 %100
75	M103B	X	.499	.499	0 %100
76	M103B	Z	0	0	0 %100
77	M107B	X	.299	.299	0 %100
78	M107B	Z	0	0	0 %100
79	M108A	X	0	0	0 %100
80	M108A	Z	0	0	0 %100
81	M110A	X	0	0	0 %100
82	M110A	Z	0	0	0 %100
83	M112A	X	.299	.299	0 %100
84	M112A	Z	0	0	0 %100
85	M113A	X	.915	.915	0 %100

Member Distributed Loads (BLC 68 : Structure Wm (90 Deg)) (Continued)

	Member Label	Direction	Start Magnitude[lb/ft....	End Magnitude[lb/ft.F...	Start Location[ft.%,]	End Location[ft.%,]
86	M113A	Z	0	0	0	%100
87	M115A	X	.963	.963	0	%100
88	M115A	Z	0	0	0	%100
89	M122A	X	.45	.45	0	%100
90	M122A	Z	0	0	0	%100
91	M123A	X	.45	.45	0	%100
92	M123A	Z	0	0	0	%100
93	M124	X	.709	.709	0	%100
94	M124	Z	0	0	0	%100
95	M125	X	.177	.177	0	%100
96	M125	Z	0	0	0	%100
97	M126	X	.177	.177	0	%100
98	M126	Z	0	0	0	%100
99	M103	X	.474	.474	0	%100
100	M103	Z	0	0	0	%100
101	MP3B	X	.474	.474	0	%100
102	MP3B	Z	0	0	0	%100
103	MP3C	X	.474	.474	0	%100
104	MP3C	Z	0	0	0	%100
105	M107	X	.474	.474	0	%100
106	M107	Z	0	0	0	%100
107	M104A	X	0	0	0	%100
108	M104A	Z	0	0	0	%100
109	M109B	X	.43	.43	0	%100
110	M109B	Z	0	0	0	%100
111	M113	X	.43	.43	0	%100
112	M113	Z	0	0	0	%100
113	M126A	X	.544	.544	0	%100
114	M126A	Z	0	0	0	%100
115	M127	X	.544	.544	0	%100
116	M127	Z	0	0	0	%100
117	M128	X	0	0	0	%100
118	M128	Z	0	0	0	%100

Member Distributed Loads (BLC 69 : Structure Wm (120 Deg))

	Member Label	Direction	Start Magnitude[lb/ft....	End Magnitude[lb/ft.F...	Start Location[ft.%,]	End Location[ft.%,]
1	M1	X	.151	.151	0	%100
2	M1	Z	.087	.087	0	%100
3	M10	X	.13	.13	0	%100
4	M10	Z	.075	.075	0	%100
5	MP3A	X	.411	.411	0	%100
6	MP3A	Z	.237	.237	0	%100
7	MP4A	X	.411	.411	0	%100
8	MP4A	Z	.237	.237	0	%100
9	MP2A	X	.411	.411	0	%100
10	MP2A	Z	.237	.237	0	%100
11	MP1A	X	.411	.411	0	%100
12	MP1A	Z	.237	.237	0	%100
13	M43	X	.13	.13	0	%100
14	M43	Z	.075	.075	0	%100
15	M46	X	.259	.259	0	%100
16	M46	Z	.15	.15	0	%100
17	M51B	X	.144	.144	0	%100
18	M51B	Z	.083	.083	0	%100
19	M52B	X	.576	.576	0	%100
20	M52B	Z	.333	.333	0	%100



Company :
 Designer :
 Job Number :
 Model Name :

June 28, 2021
 3:10 PM
 Checked By: _____

Member Distributed Loads (BLC 69 : Structure Wm (120 Deg)) (Continued)

Member Label	Direction	Start Magnitude[lb/ft....	End Magnitude[lb/ft.F...	Start Location[ft.%]	End Location[ft.%]
21	M76	X	.778	.778	0 %100
22	M76	Z	.449	.449	0 %100
23	M77	X	.264	.264	0 %100
24	M77	Z	.152	.152	0 %100
25	M80	X	.278	.278	0 %100
26	M80	Z	.161	.161	0 %100
27	M84	X	.778	.778	0 %100
28	M84	Z	.449	.449	0 %100
29	M85	X	1.056	1.056	0 %100
30	M85	Z	.61	.61	0 %100
31	M91	X	1.113	1.113	0 %100
32	M91	Z	.642	.642	0 %100
33	M90A	X	.151	.151	0 %100
34	M90A	Z	.087	.087	0 %100
35	MP4C	X	.411	.411	0 %100
36	MP4C	Z	.237	.237	0 %100
37	MP2C	X	.411	.411	0 %100
38	MP2C	Z	.237	.237	0 %100
39	MP1C	X	.411	.411	0 %100
40	MP1C	Z	.237	.237	0 %100
41	M107A	X	.605	.605	0 %100
42	M107A	Z	.349	.349	0 %100
43	MP4B	X	.411	.411	0 %100
44	MP4B	Z	.237	.237	0 %100
45	MP2B	X	.411	.411	0 %100
46	MP2B	Z	.237	.237	0 %100
47	MP1B	X	.411	.411	0 %100
48	MP1B	Z	.237	.237	0 %100
49	M77A	X	.13	.13	0 %100
50	M77A	Z	.075	.075	0 %100
51	M78A	X	.259	.259	0 %100
52	M78A	Z	.15	.15	0 %100
53	M79B	X	.576	.576	0 %100
54	M79B	Z	.333	.333	0 %100
55	M80A	X	.144	.144	0 %100
56	M80A	Z	.083	.083	0 %100
57	M84A	X	.778	.778	0 %100
58	M84A	Z	.449	.449	0 %100
59	M85A	X	1.056	1.056	0 %100
60	M85A	Z	.61	.61	0 %100
61	M87	X	1.113	1.113	0 %100
62	M87	Z	.642	.642	0 %100
63	M89	X	.778	.778	0 %100
64	M89	Z	.449	.449	0 %100
65	M90	X	.264	.264	0 %100
66	M90	Z	.152	.152	0 %100
67	M92A	X	.278	.278	0 %100
68	M92A	Z	.161	.161	0 %100
69	M100B	X	.52	.52	0 %100
70	M100B	Z	.3	.3	0 %100
71	M101B	X	1.037	1.037	0 %100
72	M101B	Z	.599	.599	0 %100
73	M102B	X	.144	.144	0 %100
74	M102B	Z	.083	.083	0 %100
75	M103B	X	.144	.144	0 %100
76	M103B	Z	.083	.083	0 %100
77	M107B	X	0	0	0 %100

Member Distributed Loads (BLC 69 : Structure Wm (120 Deg)) (Continued)

	Member Label	Direction	Start Magnitude[lb/ft,...	End Magnitude[lb/ft,F...	Start Location[ft, %]	End Location[ft, %]
78	M107B	Z	0	0	0	%100
79	M108A	X	.264	.264	0	%100
80	M108A	Z	.152	.152	0	%100
81	M110A	X	.278	.278	0	%100
82	M110A	Z	.161	.161	0	%100
83	M112A	X	0	0	0	%100
84	M112A	Z	0	0	0	%100
85	M113A	X	.264	.264	0	%100
86	M113A	Z	.152	.152	0	%100
87	M115A	X	.278	.278	0	%100
88	M115A	Z	.161	.161	0	%100
89	M122A	X	.13	.13	0	%100
90	M122A	Z	.075	.075	0	%100
91	M123A	X	.52	.52	0	%100
92	M123A	Z	.3	.3	0	%100
93	M124	X	.46	.46	0	%100
94	M124	Z	.266	.266	0	%100
95	M125	X	.46	.46	0	%100
96	M125	Z	.266	.266	0	%100
97	M126	X	0	0	0	%100
98	M126	Z	0	0	0	%100
99	M103	X	.411	.411	0	%100
100	M103	Z	.237	.237	0	%100
101	MP3B	X	.411	.411	0	%100
102	MP3B	Z	.237	.237	0	%100
103	MP3C	X	.411	.411	0	%100
104	MP3C	Z	.237	.237	0	%100
105	M107	X	.411	.411	0	%100
106	M107	Z	.237	.237	0	%100
107	M104A	X	.124	.124	0	%100
108	M104A	Z	.072	.072	0	%100
109	M109B	X	.124	.124	0	%100
110	M109B	Z	.072	.072	0	%100
111	M113	X	.497	.497	0	%100
112	M113	Z	.287	.287	0	%100
113	M126A	X	.157	.157	0	%100
114	M126A	Z	.091	.091	0	%100
115	M127	X	.628	.628	0	%100
116	M127	Z	.363	.363	0	%100
117	M128	X	.157	.157	0	%100
118	M128	Z	.091	.091	0	%100

Member Distributed Loads (BLC 70 : Structure Wm (150 Deg))

	Member Label	Direction	Start Magnitude[lb/ft,...	End Magnitude[lb/ft,F...	Start Location[ft, %]	End Location[ft, %]
1	M1	X	.262	.262	0	%100
2	M1	Z	.454	.454	0	%100
3	M10	X	.225	.225	0	%100
4	M10	Z	.39	.39	0	%100
5	MP3A	X	.237	.237	0	%100
6	MP3A	Z	.411	.411	0	%100
7	MP4A	X	.237	.237	0	%100
8	MP4A	Z	.411	.411	0	%100
9	MP2A	X	.237	.237	0	%100
10	MP2A	Z	.411	.411	0	%100
11	MP1A	X	.237	.237	0	%100
12	MP1A	Z	.411	.411	0	%100



Company :
 Designer :
 Job Number :
 Model Name :

June 28, 2021
 3:10 PM
 Checked By: _____

Member Distributed Loads (BLC 70 : Structure Wm (150 Deg)) (Continued)

Member Label	Direction	Start Magnitude[lb/ft....	End Magnitude[lb/ft.F...	Start Location[ft.%]	End Location[ft.%]
13	M43	X	.225	.225	0 %100
14	M43	Z	.39	.39	0 %100
15	M46	X	.449	.449	0 %100
16	M46	Z	.778	.778	0 %100
17	M51B	X	0	0	0 %100
18	M51B	Z	0	0	0 %100
19	M52B	X	.249	.249	0 %100
20	M52B	Z	.432	.432	0 %100
21	M76	X	.15	.15	0 %100
22	M76	Z	.259	.259	0 %100
23	M77	X	0	0	0 %100
24	M77	Z	0	0	0 %100
25	M80	X	0	0	0 %100
26	M80	Z	0	0	0 %100
27	M84	X	.15	.15	0 %100
28	M84	Z	.259	.259	0 %100
29	M85	X	.457	.457	0 %100
30	M85	Z	.792	.792	0 %100
31	M91	X	.482	.482	0 %100
32	M91	Z	.834	.834	0 %100
33	M90A	X	0	0	0 %100
34	M90A	Z	0	0	0 %100
35	MP4C	X	.237	.237	0 %100
36	MP4C	Z	.411	.411	0 %100
37	MP2C	X	.237	.237	0 %100
38	MP2C	Z	.411	.411	0 %100
39	MP1C	X	.237	.237	0 %100
40	MP1C	Z	.411	.411	0 %100
41	M107A	X	.262	.262	0 %100
42	M107A	Z	.454	.454	0 %100
43	MP4B	X	.237	.237	0 %100
44	MP4B	Z	.411	.411	0 %100
45	MP2B	X	.237	.237	0 %100
46	MP2B	Z	.411	.411	0 %100
47	MP1B	X	.237	.237	0 %100
48	MP1B	Z	.411	.411	0 %100
49	M77A	X	0	0	0 %100
50	M77A	Z	0	0	0 %100
51	M78A	X	0	0	0 %100
52	M78A	Z	0	0	0 %100
53	M79B	X	.249	.249	0 %100
54	M79B	Z	.432	.432	0 %100
55	M80A	X	.249	.249	0 %100
56	M80A	Z	.432	.432	0 %100
57	M84A	X	.599	.599	0 %100
58	M84A	Z	1.037	1.037	0 %100
59	M85A	X	.457	.457	0 %100
60	M85A	Z	.792	.792	0 %100
61	M87	X	.482	.482	0 %100
62	M87	Z	.834	.834	0 %100
63	M89	X	.599	.599	0 %100
64	M89	Z	1.037	1.037	0 %100
65	M90	X	.457	.457	0 %100
66	M90	Z	.792	.792	0 %100
67	M92A	X	.482	.482	0 %100
68	M92A	Z	.834	.834	0 %100
69	M100B	X	.225	.225	0 %100

Member Distributed Loads (BLC 70 : Structure Wm (150 Deg)) (Continued)

	Member Label	Direction	Start Magnitude[lb/ft....	End Magnitude[lb/ft.F...	Start Location[ft.%]	End Location[ft.%]
70	M100B	Z	.39	.39	0	%100
71	M101B	X	.449	.449	0	%100
72	M101B	Z	.778	.778	0	%100
73	M102B	X	.249	.249	0	%100
74	M102B	Z	.432	.432	0	%100
75	M103B	X	0	0	0	%100
76	M103B	Z	0	0	0	%100
77	M107B	X	.15	.15	0	%100
78	M107B	Z	.259	.259	0	%100
79	M108A	X	.457	.457	0	%100
80	M108A	Z	.792	.792	0	%100
81	M110A	X	.482	.482	0	%100
82	M110A	Z	.834	.834	0	%100
83	M112A	X	.15	.15	0	%100
84	M112A	Z	.259	.259	0	%100
85	M113A	X	0	0	0	%100
86	M113A	Z	0	0	0	%100
87	M115A	X	0	0	0	%100
88	M115A	Z	0	0	0	%100
89	M122A	X	0	0	0	%100
90	M122A	Z	0	0	0	%100
91	M123A	X	.225	.225	0	%100
92	M123A	Z	.39	.39	0	%100
93	M124	X	.089	.089	0	%100
94	M124	Z	.153	.153	0	%100
95	M125	X	.354	.354	0	%100
96	M125	Z	.614	.614	0	%100
97	M126	X	.089	.089	0	%100
98	M126	Z	.153	.153	0	%100
99	M103	X	.237	.237	0	%100
100	M103	Z	.411	.411	0	%100
101	MP3B	X	.237	.237	0	%100
102	MP3B	Z	.411	.411	0	%100
103	MP3C	X	.237	.237	0	%100
104	MP3C	Z	.411	.411	0	%100
105	M107	X	.237	.237	0	%100
106	M107	Z	.411	.411	0	%100
107	M104A	X	.215	.215	0	%100
108	M104A	Z	.373	.373	0	%100
109	M109B	X	0	0	0	%100
110	M109B	Z	0	0	0	%100
111	M113	X	.215	.215	0	%100
112	M113	Z	.373	.373	0	%100
113	M126A	X	0	0	0	%100
114	M126A	Z	0	0	0	%100
115	M127	X	.272	.272	0	%100
116	M127	Z	.471	.471	0	%100
117	M128	X	.272	.272	0	%100
118	M128	Z	.471	.471	0	%100

Member Distributed Loads (BLC 71 : Structure Wm (180 Deg))

	Member Label	Direction	Start Magnitude[lb/ft....	End Magnitude[lb/ft.F...	Start Location[ft.%]	End Location[ft.%]
1	M1	X	0	0	0	%100
2	M1	Z	.699	.699	0	%100
3	M10	X	0	0	0	%100
4	M10	Z	.6	.6	0	%100



Company :
 Designer :
 Job Number :
 Model Name :

June 28, 2021
 3:10 PM
 Checked By: _____

Member Distributed Loads (BLC 71 : Structure Wm (180 Deg)) (Continued)

Member Label	Direction	Start Magnitude[lb/ft,...	End Magnitude[lb/ft,F...	Start Location[ft, %]	End Location[ft, %]	
5	MP3A	X	0	0	0	%100
6	MP3A	Z	.474	.474	0	%100
7	MP4A	X	0	0	0	%100
8	MP4A	Z	.474	.474	0	%100
9	MP2A	X	0	0	0	%100
10	MP2A	Z	.474	.474	0	%100
11	MP1A	X	0	0	0	%100
12	MP1A	Z	.474	.474	0	%100
13	M43	X	0	0	0	%100
14	M43	Z	.6	.6	0	%100
15	M46	X	0	0	0	%100
16	M46	Z	1.198	1.198	0	%100
17	M51B	X	0	0	0	%100
18	M51B	Z	.166	.166	0	%100
19	M52B	X	0	0	0	%100
20	M52B	Z	.166	.166	0	%100
21	M76	X	0	0	0	%100
22	M76	Z	0	0	0	%100
23	M77	X	0	0	0	%100
24	M77	Z	.305	.305	0	%100
25	M80	X	0	0	0	%100
26	M80	Z	.321	.321	0	%100
27	M84	X	0	0	0	%100
28	M84	Z	0	0	0	%100
29	M85	X	0	0	0	%100
30	M85	Z	.305	.305	0	%100
31	M91	X	0	0	0	%100
32	M91	Z	.321	.321	0	%100
33	M90A	X	0	0	0	%100
34	M90A	Z	.175	.175	0	%100
35	MP4C	X	0	0	0	%100
36	MP4C	Z	.474	.474	0	%100
37	MP2C	X	0	0	0	%100
38	MP2C	Z	.474	.474	0	%100
39	MP1C	X	0	0	0	%100
40	MP1C	Z	.474	.474	0	%100
41	M107A	X	0	0	0	%100
42	M107A	Z	.175	.175	0	%100
43	MP4B	X	0	0	0	%100
44	MP4B	Z	.474	.474	0	%100
45	MP2B	X	0	0	0	%100
46	MP2B	Z	.474	.474	0	%100
47	MP1B	X	0	0	0	%100
48	MP1B	Z	.474	.474	0	%100
49	M77A	X	0	0	0	%100
50	M77A	Z	.15	.15	0	%100
51	M78A	X	0	0	0	%100
52	M78A	Z	.299	.299	0	%100
53	M79B	X	0	0	0	%100
54	M79B	Z	.166	.166	0	%100
55	M80A	X	0	0	0	%100
56	M80A	Z	.665	.665	0	%100
57	M84A	X	0	0	0	%100
58	M84A	Z	.898	.898	0	%100
59	M85A	X	0	0	0	%100
60	M85A	Z	.305	.305	0	%100
61	M87	X	0	0	0	%100



Company :
 Designer :
 Job Number :
 Model Name :

June 28, 2021
 3:10 PM
 Checked By: _____

Member Distributed Loads (BLC 71 : Structure Wm (180 Deg)) (Continued)

Member Label	Direction	Start Magnitude[lb/ft,...	End Magnitude[lb/ft,F...	Start Location[ft, %]	End Location[ft, %]
62	M87	Z	.321	.321	0 %100
63	M89	X	0	0	0 %100
64	M89	Z	.898	.898	0 %100
65	M90	X	0	0	0 %100
66	M90	Z	1.22	1.22	0 %100
67	M92A	X	0	0	0 %100
68	M92A	Z	1.285	1.285	0 %100
69	M100B	X	0	0	0 %100
70	M100B	Z	.15	.15	0 %100
71	M101B	X	0	0	0 %100
72	M101B	Z	.299	.299	0 %100
73	M102B	X	0	0	0 %100
74	M102B	Z	.665	.665	0 %100
75	M103B	X	0	0	0 %100
76	M103B	Z	.166	.166	0 %100
77	M107B	X	0	0	0 %100
78	M107B	Z	.898	.898	0 %100
79	M108A	X	0	0	0 %100
80	M108A	Z	1.22	1.22	0 %100
81	M110A	X	0	0	0 %100
82	M110A	Z	1.285	1.285	0 %100
83	M112A	X	0	0	0 %100
84	M112A	Z	.898	.898	0 %100
85	M113A	X	0	0	0 %100
86	M113A	Z	.305	.305	0 %100
87	M115A	X	0	0	0 %100
88	M115A	Z	.321	.321	0 %100
89	M122A	X	0	0	0 %100
90	M122A	Z	.15	.15	0 %100
91	M123A	X	0	0	0 %100
92	M123A	Z	.15	.15	0 %100
93	M124	X	0	0	0 %100
94	M124	Z	0	0	0 %100
95	M125	X	0	0	0 %100
96	M125	Z	.532	.532	0 %100
97	M126	X	0	0	0 %100
98	M126	Z	.532	.532	0 %100
99	M103	X	0	0	0 %100
100	M103	Z	.474	.474	0 %100
101	MP3B	X	0	0	0 %100
102	MP3B	Z	.474	.474	0 %100
103	MP3C	X	0	0	0 %100
104	MP3C	Z	.474	.474	0 %100
105	M107	X	0	0	0 %100
106	M107	Z	.474	.474	0 %100
107	M104A	X	0	0	0 %100
108	M104A	Z	.574	.574	0 %100
109	M109B	X	0	0	0 %100
110	M109B	Z	.143	.143	0 %100
111	M113	X	0	0	0 %100
112	M113	Z	.143	.143	0 %100
113	M126A	X	0	0	0 %100
114	M126A	Z	.181	.181	0 %100
115	M127	X	0	0	0 %100
116	M127	Z	.181	.181	0 %100
117	M128	X	0	0	0 %100
118	M128	Z	.725	.725	0 %100



Company :
 Designer :
 Job Number :
 Model Name :

June 28, 2021
 3:10 PM
 Checked By: _____

Member Distributed Loads (BLC 72 : Structure Wm (210 Deg))

	Member Label	Direction	Start Magnitude[lb/ft,...	End Magnitude[lb/ft,F...	Start Location[ft, %]	End Location[ft, %]
1	M1	X	-.262	-.262	0	%100
2	M1	Z	.454	.454	0	%100
3	M10	X	-.225	-.225	0	%100
4	M10	Z	.39	.39	0	%100
5	MP3A	X	-.237	-.237	0	%100
6	MP3A	Z	.411	.411	0	%100
7	MP4A	X	-.237	-.237	0	%100
8	MP4A	Z	.411	.411	0	%100
9	MP2A	X	-.237	-.237	0	%100
10	MP2A	Z	.411	.411	0	%100
11	MP1A	X	-.237	-.237	0	%100
12	MP1A	Z	.411	.411	0	%100
13	M43	X	-.225	-.225	0	%100
14	M43	Z	.39	.39	0	%100
15	M46	X	-.449	-.449	0	%100
16	M46	Z	.778	.778	0	%100
17	M51B	X	-.249	-.249	0	%100
18	M51B	Z	.432	.432	0	%100
19	M52B	X	0	0	0	%100
20	M52B	Z	0	0	0	%100
21	M76	X	-.15	-.15	0	%100
22	M76	Z	.259	.259	0	%100
23	M77	X	-.457	-.457	0	%100
24	M77	Z	.792	.792	0	%100
25	M80	X	-.482	-.482	0	%100
26	M80	Z	.834	.834	0	%100
27	M84	X	-.15	-.15	0	%100
28	M84	Z	.259	.259	0	%100
29	M85	X	0	0	0	%100
30	M85	Z	0	0	0	%100
31	M91	X	0	0	0	%100
32	M91	Z	0	0	0	%100
33	M90A	X	-.262	-.262	0	%100
34	M90A	Z	.454	.454	0	%100
35	MP4C	X	-.237	-.237	0	%100
36	MP4C	Z	.411	.411	0	%100
37	MP2C	X	-.237	-.237	0	%100
38	MP2C	Z	.411	.411	0	%100
39	MP1C	X	-.237	-.237	0	%100
40	MP1C	Z	.411	.411	0	%100
41	M107A	X	0	0	0	%100
42	M107A	Z	0	0	0	%100
43	MP4B	X	-.237	-.237	0	%100
44	MP4B	Z	.411	.411	0	%100
45	MP2B	X	-.237	-.237	0	%100
46	MP2B	Z	.411	.411	0	%100
47	MP1B	X	-.237	-.237	0	%100
48	MP1B	Z	.411	.411	0	%100
49	M77A	X	-.225	-.225	0	%100
50	M77A	Z	.39	.39	0	%100
51	M78A	X	-.449	-.449	0	%100
52	M78A	Z	.778	.778	0	%100
53	M79B	X	0	0	0	%100
54	M79B	Z	0	0	0	%100
55	M80A	X	-.249	-.249	0	%100
56	M80A	Z	.432	.432	0	%100
57	M84A	X	-.15	-.15	0	%100



Company :
 Designer :
 Job Number :
 Model Name :

June 28, 2021
 3:10 PM
 Checked By: _____

Member Distributed Loads (BLC 72 : Structure Wm (210 Deg)) (Continued)

Member Label	Direction	Start Magnitude[lb/ft,...	End Magnitude[lb/ft,F...	Start Location[ft, %]	End Location[ft, %]
58	M84A	Z	.259	.259	0 %100
59	M85A	X	0	0	0 %100
60	M85A	Z	0	0	0 %100
61	M87	X	0	0	0 %100
62	M87	Z	0	0	0 %100
63	M89	X	-.15	-.15	0 %100
64	M89	Z	.259	.259	0 %100
65	M90	X	-.457	-.457	0 %100
66	M90	Z	.792	.792	0 %100
67	M92A	X	-.482	-.482	0 %100
68	M92A	Z	.834	.834	0 %100
69	M100B	X	0	0	0 %100
70	M100B	Z	0	0	0 %100
71	M101B	X	0	0	0 %100
72	M101B	Z	0	0	0 %100
73	M102B	X	-.249	-.249	0 %100
74	M102B	Z	.432	.432	0 %100
75	M103B	X	-.249	-.249	0 %100
76	M103B	Z	.432	.432	0 %100
77	M107B	X	-.599	-.599	0 %100
78	M107B	Z	1.037	1.037	0 %100
79	M108A	X	-.457	-.457	0 %100
80	M108A	Z	.792	.792	0 %100
81	M110A	X	-.482	-.482	0 %100
82	M110A	Z	.834	.834	0 %100
83	M112A	X	-.599	-.599	0 %100
84	M112A	Z	1.037	1.037	0 %100
85	M113A	X	-.457	-.457	0 %100
86	M113A	Z	.792	.792	0 %100
87	M115A	X	-.482	-.482	0 %100
88	M115A	Z	.834	.834	0 %100
89	M122A	X	-.225	-.225	0 %100
90	M122A	Z	.39	.39	0 %100
91	M123A	X	0	0	0 %100
92	M123A	Z	0	0	0 %100
93	M124	X	-.089	-.089	0 %100
94	M124	Z	.153	.153	0 %100
95	M125	X	-.089	-.089	0 %100
96	M125	Z	.153	.153	0 %100
97	M126	X	-.354	-.354	0 %100
98	M126	Z	.614	.614	0 %100
99	M103	X	-.237	-.237	0 %100
100	M103	Z	.411	.411	0 %100
101	MP3B	X	-.237	-.237	0 %100
102	MP3B	Z	.411	.411	0 %100
103	MP3C	X	-.237	-.237	0 %100
104	MP3C	Z	.411	.411	0 %100
105	M107	X	-.237	-.237	0 %100
106	M107	Z	.411	.411	0 %100
107	M104A	X	-.215	-.215	0 %100
108	M104A	Z	.373	.373	0 %100
109	M109B	X	-.215	-.215	0 %100
110	M109B	Z	.373	.373	0 %100
111	M113	X	0	0	0 %100
112	M113	Z	0	0	0 %100
113	M126A	X	-.272	-.272	0 %100
114	M126A	Z	.471	.471	0 %100



Company :
 Designer :
 Job Number :
 Model Name :

June 28, 2021
 3:10 PM
 Checked By: _____

Member Distributed Loads (BLC 72 : Structure Wm (210 Deg)) (Continued)

	Member Label	Direction	Start Magnitude[lb/ft....	End Magnitude[lb/ft.F...	Start Location[ft.%,]	End Location[ft.%,]
115	M127	X	0	0	0	%100
116	M127	Z	0	0	0	%100
117	M128	X	-.272	-.272	0	%100
118	M128	Z	.471	.471	0	%100

Member Distributed Loads (BLC 73 : Structure Wm (240 Deg))

	Member Label	Direction	Start Magnitude[lb/ft....	End Magnitude[lb/ft.F...	Start Location[ft.%,]	End Location[ft.%,]
1	M1	X	-.151	-.151	0	%100
2	M1	Z	.087	.087	0	%100
3	M10	X	-.13	-.13	0	%100
4	M10	Z	.075	.075	0	%100
5	MP3A	X	-.411	-.411	0	%100
6	MP3A	Z	.237	.237	0	%100
7	MP4A	X	-.411	-.411	0	%100
8	MP4A	Z	.237	.237	0	%100
9	MP2A	X	-.411	-.411	0	%100
10	MP2A	Z	.237	.237	0	%100
11	MP1A	X	-.411	-.411	0	%100
12	MP1A	Z	.237	.237	0	%100
13	M43	X	-.13	-.13	0	%100
14	M43	Z	.075	.075	0	%100
15	M46	X	-.259	-.259	0	%100
16	M46	Z	.15	.15	0	%100
17	M51B	X	-.576	-.576	0	%100
18	M51B	Z	.333	.333	0	%100
19	M52B	X	-.144	-.144	0	%100
20	M52B	Z	.083	.083	0	%100
21	M76	X	-.778	-.778	0	%100
22	M76	Z	.449	.449	0	%100
23	M77	X	-1.056	-1.056	0	%100
24	M77	Z	.61	.61	0	%100
25	M80	X	-1.113	-1.113	0	%100
26	M80	Z	.642	.642	0	%100
27	M84	X	-.778	-.778	0	%100
28	M84	Z	.449	.449	0	%100
29	M85	X	-.264	-.264	0	%100
30	M85	Z	.152	.152	0	%100
31	M91	X	-.278	-.278	0	%100
32	M91	Z	.161	.161	0	%100
33	M90A	X	-.605	-.605	0	%100
34	M90A	Z	.349	.349	0	%100
35	MP4C	X	-.411	-.411	0	%100
36	MP4C	Z	.237	.237	0	%100
37	MP2C	X	-.411	-.411	0	%100
38	MP2C	Z	.237	.237	0	%100
39	MP1C	X	-.411	-.411	0	%100
40	MP1C	Z	.237	.237	0	%100
41	M107A	X	-.151	-.151	0	%100
42	M107A	Z	.087	.087	0	%100
43	MP4B	X	-.411	-.411	0	%100
44	MP4B	Z	.237	.237	0	%100
45	MP2B	X	-.411	-.411	0	%100
46	MP2B	Z	.237	.237	0	%100
47	MP1B	X	-.411	-.411	0	%100
48	MP1B	Z	.237	.237	0	%100
49	M77A	X	-.52	-.52	0	%100



Company :
 Designer :
 Job Number :
 Model Name :

June 28, 2021
 3:10 PM
 Checked By: _____

Member Distributed Loads (BLC 73 : Structure Wm (240 Deg)) (Continued)

Member Label	Direction	Start Magnitude[lb/ft,...	End Magnitude[lb/ft,F...	Start Location[ft, %]	End Location[ft, %]
50	M77A	Z	.3	.3	0 %100
51	M78A	X	-1.037	-1.037	0 %100
52	M78A	Z	.599	.599	0 %100
53	M79B	X	-.144	-.144	0 %100
54	M79B	Z	.083	.083	0 %100
55	M80A	X	-.144	-.144	0 %100
56	M80A	Z	.083	.083	0 %100
57	M84A	X	0	0	0 %100
58	M84A	Z	0	0	0 %100
59	M85A	X	-.264	-.264	0 %100
60	M85A	Z	.152	.152	0 %100
61	M87	X	-.278	-.278	0 %100
62	M87	Z	.161	.161	0 %100
63	M89	X	0	0	0 %100
64	M89	Z	0	0	0 %100
65	M90	X	-.264	-.264	0 %100
66	M90	Z	.152	.152	0 %100
67	M92A	X	-.278	-.278	0 %100
68	M92A	Z	.161	.161	0 %100
69	M100B	X	-.13	-.13	0 %100
70	M100B	Z	.075	.075	0 %100
71	M101B	X	-.259	-.259	0 %100
72	M101B	Z	.15	.15	0 %100
73	M102B	X	-.144	-.144	0 %100
74	M102B	Z	.083	.083	0 %100
75	M103B	X	-.576	-.576	0 %100
76	M103B	Z	.333	.333	0 %100
77	M107B	X	-.778	-.778	0 %100
78	M107B	Z	.449	.449	0 %100
79	M108A	X	-.264	-.264	0 %100
80	M108A	Z	.152	.152	0 %100
81	M110A	X	-.278	-.278	0 %100
82	M110A	Z	.161	.161	0 %100
83	M112A	X	-.778	-.778	0 %100
84	M112A	Z	.449	.449	0 %100
85	M113A	X	-1.056	-1.056	0 %100
86	M113A	Z	.61	.61	0 %100
87	M115A	X	-1.113	-1.113	0 %100
88	M115A	Z	.642	.642	0 %100
89	M122A	X	-.52	-.52	0 %100
90	M122A	Z	.3	.3	0 %100
91	M123A	X	-.13	-.13	0 %100
92	M123A	Z	.075	.075	0 %100
93	M124	X	-.46	-.46	0 %100
94	M124	Z	.266	.266	0 %100
95	M125	X	0	0	0 %100
96	M125	Z	0	0	0 %100
97	M126	X	-.46	-.46	0 %100
98	M126	Z	.266	.266	0 %100
99	M103	X	-.411	-.411	0 %100
100	M103	Z	.237	.237	0 %100
101	MP3B	X	-.411	-.411	0 %100
102	MP3B	Z	.237	.237	0 %100
103	MP3C	X	-.411	-.411	0 %100
104	MP3C	Z	.237	.237	0 %100
105	M107	X	-.411	-.411	0 %100
106	M107	Z	.237	.237	0 %100



Company :
 Designer :
 Job Number :
 Model Name :

June 28, 2021
 3:10 PM
 Checked By: _____

Member Distributed Loads (BLC 73 : Structure Wm (240 Deg)) (Continued)

	Member Label	Direction	Start Magnitude[lb/ft,...	End Magnitude[lb/ft,F...	Start Location[ft, %]	End Location[ft, %]
107	M104A	X	-.124	-.124	0	%100
108	M104A	Z	.072	.072	0	%100
109	M109B	X	-.497	-.497	0	%100
110	M109B	Z	.287	.287	0	%100
111	M113	X	-.124	-.124	0	%100
112	M113	Z	.072	.072	0	%100
113	M126A	X	-.628	-.628	0	%100
114	M126A	Z	.363	.363	0	%100
115	M127	X	-.157	-.157	0	%100
116	M127	Z	.091	.091	0	%100
117	M128	X	-.157	-.157	0	%100
118	M128	Z	.091	.091	0	%100

Member Distributed Loads (BLC 74 : Structure Wm (270 Deg))

	Member Label	Direction	Start Magnitude[lb/ft,...	End Magnitude[lb/ft,F...	Start Location[ft, %]	End Location[ft, %]
1	M1	X	0	0	0	%100
2	M1	Z	0	0	0	%100
3	M10	X	0	0	0	%100
4	M10	Z	0	0	0	%100
5	MP3A	X	-.474	-.474	0	%100
6	MP3A	Z	0	0	0	%100
7	MP4A	X	-.474	-.474	0	%100
8	MP4A	Z	0	0	0	%100
9	MP2A	X	-.474	-.474	0	%100
10	MP2A	Z	0	0	0	%100
11	MP1A	X	-.474	-.474	0	%100
12	MP1A	Z	0	0	0	%100
13	M43	X	0	0	0	%100
14	M43	Z	0	0	0	%100
15	M46	X	0	0	0	%100
16	M46	Z	0	0	0	%100
17	M51B	X	-.499	-.499	0	%100
18	M51B	Z	0	0	0	%100
19	M52B	X	-.499	-.499	0	%100
20	M52B	Z	0	0	0	%100
21	M76	X	-1.198	-1.198	0	%100
22	M76	Z	0	0	0	%100
23	M77	X	-.915	-.915	0	%100
24	M77	Z	0	0	0	%100
25	M80	X	-.963	-.963	0	%100
26	M80	Z	0	0	0	%100
27	M84	X	-1.198	-1.198	0	%100
28	M84	Z	0	0	0	%100
29	M85	X	-.915	-.915	0	%100
30	M85	Z	0	0	0	%100
31	M91	X	-.963	-.963	0	%100
32	M91	Z	0	0	0	%100
33	M90A	X	-.524	-.524	0	%100
34	M90A	Z	0	0	0	%100
35	MP4C	X	-.474	-.474	0	%100
36	MP4C	Z	0	0	0	%100
37	MP2C	X	-.474	-.474	0	%100
38	MP2C	Z	0	0	0	%100
39	MP1C	X	-.474	-.474	0	%100
40	MP1C	Z	0	0	0	%100
41	M107A	X	-.524	-.524	0	%100



Company :
 Designer :
 Job Number :
 Model Name :

June 28, 2021
 3:10 PM
 Checked By: _____

Member Distributed Loads (BLC 74 : Structure Wm (270 Deg)) (Continued)

Member Label	Direction	Start Magnitude[lb/ft,...	End Magnitude[lb/ft,F...	Start Location[ft, %]	End Location[ft, %]	
42	M107A	Z	0	0	0	%100
43	MP4B	X	-474	-474	0	%100
44	MP4B	Z	0	0	0	%100
45	MP2B	X	-474	-474	0	%100
46	MP2B	Z	0	0	0	%100
47	MP1B	X	-474	-474	0	%100
48	MP1B	Z	0	0	0	%100
49	M77A	X	-45	-45	0	%100
50	M77A	Z	0	0	0	%100
51	M78A	X	-898	-898	0	%100
52	M78A	Z	0	0	0	%100
53	M79B	X	-499	-499	0	%100
54	M79B	Z	0	0	0	%100
55	M80A	X	0	0	0	%100
56	M80A	Z	0	0	0	%100
57	M84A	X	-299	-299	0	%100
58	M84A	Z	0	0	0	%100
59	M85A	X	-915	-915	0	%100
60	M85A	Z	0	0	0	%100
61	M87	X	-963	-963	0	%100
62	M87	Z	0	0	0	%100
63	M89	X	-299	-299	0	%100
64	M89	Z	0	0	0	%100
65	M90	X	0	0	0	%100
66	M90	Z	0	0	0	%100
67	M92A	X	0	0	0	%100
68	M92A	Z	0	0	0	%100
69	M100B	X	-45	-45	0	%100
70	M100B	Z	0	0	0	%100
71	M101B	X	-898	-898	0	%100
72	M101B	Z	0	0	0	%100
73	M102B	X	0	0	0	%100
74	M102B	Z	0	0	0	%100
75	M103B	X	-499	-499	0	%100
76	M103B	Z	0	0	0	%100
77	M107B	X	-299	-299	0	%100
78	M107B	Z	0	0	0	%100
79	M108A	X	0	0	0	%100
80	M108A	Z	0	0	0	%100
81	M110A	X	0	0	0	%100
82	M110A	Z	0	0	0	%100
83	M112A	X	-299	-299	0	%100
84	M112A	Z	0	0	0	%100
85	M113A	X	-915	-915	0	%100
86	M113A	Z	0	0	0	%100
87	M115A	X	-963	-963	0	%100
88	M115A	Z	0	0	0	%100
89	M122A	X	-45	-45	0	%100
90	M122A	Z	0	0	0	%100
91	M123A	X	-45	-45	0	%100
92	M123A	Z	0	0	0	%100
93	M124	X	-709	-709	0	%100
94	M124	Z	0	0	0	%100
95	M125	X	-177	-177	0	%100
96	M125	Z	0	0	0	%100
97	M126	X	-177	-177	0	%100
98	M126	Z	0	0	0	%100



Company :
 Designer :
 Job Number :
 Model Name :

June 28, 2021
 3:10 PM
 Checked By: _____

Member Distributed Loads (BLC 74 : Structure Wm (270 Deg)) (Continued)

	Member Label	Direction	Start Magnitude[lb/ft....	End Magnitude[lb/ft.F...	Start Location[ft.%,]	End Location[ft.%,]
99	M103	X	-474	-474	0	%100
100	M103	Z	0	0	0	%100
101	MP3B	X	-474	-474	0	%100
102	MP3B	Z	0	0	0	%100
103	MP3C	X	-474	-474	0	%100
104	MP3C	Z	0	0	0	%100
105	M107	X	-474	-474	0	%100
106	M107	Z	0	0	0	%100
107	M104A	X	0	0	0	%100
108	M104A	Z	0	0	0	%100
109	M109B	X	-43	-43	0	%100
110	M109B	Z	0	0	0	%100
111	M113	X	-43	-43	0	%100
112	M113	Z	0	0	0	%100
113	M126A	X	-544	-544	0	%100
114	M126A	Z	0	0	0	%100
115	M127	X	-544	-544	0	%100
116	M127	Z	0	0	0	%100
117	M128	X	0	0	0	%100
118	M128	Z	0	0	0	%100

Member Distributed Loads (BLC 75 : Structure Wm (300 Deg))

	Member Label	Direction	Start Magnitude[lb/ft....	End Magnitude[lb/ft.F...	Start Location[ft.%,]	End Location[ft.%,]
1	M1	X	-151	-151	0	%100
2	M1	Z	-087	-087	0	%100
3	M10	X	-13	-13	0	%100
4	M10	Z	-075	-075	0	%100
5	MP3A	X	-411	-411	0	%100
6	MP3A	Z	-237	-237	0	%100
7	MP4A	X	-411	-411	0	%100
8	MP4A	Z	-237	-237	0	%100
9	MP2A	X	-411	-411	0	%100
10	MP2A	Z	-237	-237	0	%100
11	MP1A	X	-411	-411	0	%100
12	MP1A	Z	-237	-237	0	%100
13	M43	X	-13	-13	0	%100
14	M43	Z	-075	-075	0	%100
15	M46	X	-259	-259	0	%100
16	M46	Z	-15	-15	0	%100
17	M51B	X	-144	-144	0	%100
18	M51B	Z	-083	-083	0	%100
19	M52B	X	-576	-576	0	%100
20	M52B	Z	-333	-333	0	%100
21	M76	X	-778	-778	0	%100
22	M76	Z	-449	-449	0	%100
23	M77	X	-264	-264	0	%100
24	M77	Z	-152	-152	0	%100
25	M80	X	-278	-278	0	%100
26	M80	Z	-161	-161	0	%100
27	M84	X	-778	-778	0	%100
28	M84	Z	-449	-449	0	%100
29	M85	X	-1.056	-1.056	0	%100
30	M85	Z	-.61	-.61	0	%100
31	M91	X	-1.113	-1.113	0	%100
32	M91	Z	-.642	-.642	0	%100
33	M90A	X	-151	-151	0	%100



Company :
 Designer :
 Job Number :
 Model Name :

June 28, 2021
 3:10 PM
 Checked By: _____

Member Distributed Loads (BLC 75 : Structure Wm (300 Deg)) (Continued)

Member Label	Direction	Start Magnitude[lb/ft,...	End Magnitude[lb/ft,F...	Start Location[ft, %]	End Location[ft, %]
34	M90A	Z	-0.087	-0.087	0 %100
35	MP4C	X	-0.411	-0.411	0 %100
36	MP4C	Z	-0.237	-0.237	0 %100
37	MP2C	X	-0.411	-0.411	0 %100
38	MP2C	Z	-0.237	-0.237	0 %100
39	MP1C	X	-0.411	-0.411	0 %100
40	MP1C	Z	-0.237	-0.237	0 %100
41	M107A	X	-0.605	-0.605	0 %100
42	M107A	Z	-0.349	-0.349	0 %100
43	MP4B	X	-0.411	-0.411	0 %100
44	MP4B	Z	-0.237	-0.237	0 %100
45	MP2B	X	-0.411	-0.411	0 %100
46	MP2B	Z	-0.237	-0.237	0 %100
47	MP1B	X	-0.411	-0.411	0 %100
48	MP1B	Z	-0.237	-0.237	0 %100
49	M77A	X	-0.13	-0.13	0 %100
50	M77A	Z	-0.075	-0.075	0 %100
51	M78A	X	-0.259	-0.259	0 %100
52	M78A	Z	-0.15	-0.15	0 %100
53	M79B	X	-0.576	-0.576	0 %100
54	M79B	Z	-0.333	-0.333	0 %100
55	M80A	X	-0.144	-0.144	0 %100
56	M80A	Z	-0.083	-0.083	0 %100
57	M84A	X	-0.778	-0.778	0 %100
58	M84A	Z	-0.449	-0.449	0 %100
59	M85A	X	-1.056	-1.056	0 %100
60	M85A	Z	-0.61	-0.61	0 %100
61	M87	X	-1.113	-1.113	0 %100
62	M87	Z	-0.642	-0.642	0 %100
63	M89	X	-0.778	-0.778	0 %100
64	M89	Z	-0.449	-0.449	0 %100
65	M90	X	-0.264	-0.264	0 %100
66	M90	Z	-0.152	-0.152	0 %100
67	M92A	X	-0.278	-0.278	0 %100
68	M92A	Z	-0.161	-0.161	0 %100
69	M100B	X	-0.52	-0.52	0 %100
70	M100B	Z	-0.3	-0.3	0 %100
71	M101B	X	-1.037	-1.037	0 %100
72	M101B	Z	-0.599	-0.599	0 %100
73	M102B	X	-0.144	-0.144	0 %100
74	M102B	Z	-0.083	-0.083	0 %100
75	M103B	X	-0.144	-0.144	0 %100
76	M103B	Z	-0.083	-0.083	0 %100
77	M107B	X	0	0	0 %100
78	M107B	Z	0	0	0 %100
79	M108A	X	-0.264	-0.264	0 %100
80	M108A	Z	-0.152	-0.152	0 %100
81	M110A	X	-0.278	-0.278	0 %100
82	M110A	Z	-0.161	-0.161	0 %100
83	M112A	X	0	0	0 %100
84	M112A	Z	0	0	0 %100
85	M113A	X	-0.264	-0.264	0 %100
86	M113A	Z	-0.152	-0.152	0 %100
87	M115A	X	-0.278	-0.278	0 %100
88	M115A	Z	-0.161	-0.161	0 %100
89	M122A	X	-0.13	-0.13	0 %100
90	M122A	Z	-0.075	-0.075	0 %100

Member Distributed Loads (BLC 75 : Structure Wm (300 Deg)) (Continued)

	Member Label	Direction	Start Magnitude[lb/ft,...	End Magnitude[lb/ft,F...	Start Location[ft, %]	End Location[ft, %]
91	M123A	X	-52	-52	0	%100
92	M123A	Z	-3	-3	0	%100
93	M124	X	-46	-46	0	%100
94	M124	Z	-266	-266	0	%100
95	M125	X	-46	-46	0	%100
96	M125	Z	-266	-266	0	%100
97	M126	X	0	0	0	%100
98	M126	Z	0	0	0	%100
99	M103	X	-411	-411	0	%100
100	M103	Z	-237	-237	0	%100
101	MP3B	X	-411	-411	0	%100
102	MP3B	Z	-237	-237	0	%100
103	MP3C	X	-411	-411	0	%100
104	MP3C	Z	-237	-237	0	%100
105	M107	X	-411	-411	0	%100
106	M107	Z	-237	-237	0	%100
107	M104A	X	-124	-124	0	%100
108	M104A	Z	-072	-072	0	%100
109	M109B	X	-124	-124	0	%100
110	M109B	Z	-072	-072	0	%100
111	M113	X	-497	-497	0	%100
112	M113	Z	-287	-287	0	%100
113	M126A	X	-157	-157	0	%100
114	M126A	Z	-091	-091	0	%100
115	M127	X	-628	-628	0	%100
116	M127	Z	-363	-363	0	%100
117	M128	X	-157	-157	0	%100
118	M128	Z	-091	-091	0	%100

Member Distributed Loads (BLC 76 : Structure Wm (330 Deg))

	Member Label	Direction	Start Magnitude[lb/ft,...	End Magnitude[lb/ft,F...	Start Location[ft, %]	End Location[ft, %]
1	M1	X	-262	-262	0	%100
2	M1	Z	-454	-454	0	%100
3	M10	X	-225	-225	0	%100
4	M10	Z	-39	-39	0	%100
5	MP3A	X	-237	-237	0	%100
6	MP3A	Z	-411	-411	0	%100
7	MP4A	X	-237	-237	0	%100
8	MP4A	Z	-411	-411	0	%100
9	MP2A	X	-237	-237	0	%100
10	MP2A	Z	-411	-411	0	%100
11	MP1A	X	-237	-237	0	%100
12	MP1A	Z	-411	-411	0	%100
13	M43	X	-225	-225	0	%100
14	M43	Z	-39	-39	0	%100
15	M46	X	-449	-449	0	%100
16	M46	Z	-778	-778	0	%100
17	M51B	X	0	0	0	%100
18	M51B	Z	0	0	0	%100
19	M52B	X	-249	-249	0	%100
20	M52B	Z	-432	-432	0	%100
21	M76	X	-15	-15	0	%100
22	M76	Z	-259	-259	0	%100
23	M77	X	0	0	0	%100
24	M77	Z	0	0	0	%100
25	M80	X	0	0	0	%100



Company :
 Designer :
 Job Number :
 Model Name :

June 28, 2021
 3:10 PM
 Checked By: _____

Member Distributed Loads (BLC 76 : Structure Wm (330 Deg)) (Continued)

Member Label	Direction	Start Magnitude[lb/ft,...	End Magnitude[lb/ft,F...	Start Location[ft, %]	End Location[ft, %]
26	M80	Z	0	0	0 %100
27	M84	X	-.15	-.15	0 %100
28	M84	Z	-.259	-.259	0 %100
29	M85	X	-.457	-.457	0 %100
30	M85	Z	-.792	-.792	0 %100
31	M91	X	-.482	-.482	0 %100
32	M91	Z	-.834	-.834	0 %100
33	M90A	X	0	0	0 %100
34	M90A	Z	0	0	0 %100
35	MP4C	X	-.237	-.237	0 %100
36	MP4C	Z	-.411	-.411	0 %100
37	MP2C	X	-.237	-.237	0 %100
38	MP2C	Z	-.411	-.411	0 %100
39	MP1C	X	-.237	-.237	0 %100
40	MP1C	Z	-.411	-.411	0 %100
41	M107A	X	-.262	-.262	0 %100
42	M107A	Z	-.454	-.454	0 %100
43	MP4B	X	-.237	-.237	0 %100
44	MP4B	Z	-.411	-.411	0 %100
45	MP2B	X	-.237	-.237	0 %100
46	MP2B	Z	-.411	-.411	0 %100
47	MP1B	X	-.237	-.237	0 %100
48	MP1B	Z	-.411	-.411	0 %100
49	M77A	X	0	0	0 %100
50	M77A	Z	0	0	0 %100
51	M78A	X	0	0	0 %100
52	M78A	Z	0	0	0 %100
53	M79B	X	-.249	-.249	0 %100
54	M79B	Z	-.432	-.432	0 %100
55	M80A	X	-.249	-.249	0 %100
56	M80A	Z	-.432	-.432	0 %100
57	M84A	X	-.599	-.599	0 %100
58	M84A	Z	-1.037	-1.037	0 %100
59	M85A	X	-.457	-.457	0 %100
60	M85A	Z	-.792	-.792	0 %100
61	M87	X	-.482	-.482	0 %100
62	M87	Z	-.834	-.834	0 %100
63	M89	X	-.599	-.599	0 %100
64	M89	Z	-1.037	-1.037	0 %100
65	M90	X	-.457	-.457	0 %100
66	M90	Z	-.792	-.792	0 %100
67	M92A	X	-.482	-.482	0 %100
68	M92A	Z	-.834	-.834	0 %100
69	M100B	X	-.225	-.225	0 %100
70	M100B	Z	-.39	-.39	0 %100
71	M101B	X	-.449	-.449	0 %100
72	M101B	Z	-.778	-.778	0 %100
73	M102B	X	-.249	-.249	0 %100
74	M102B	Z	-.432	-.432	0 %100
75	M103B	X	0	0	0 %100
76	M103B	Z	0	0	0 %100
77	M107B	X	-.15	-.15	0 %100
78	M107B	Z	-.259	-.259	0 %100
79	M108A	X	-.457	-.457	0 %100
80	M108A	Z	-.792	-.792	0 %100
81	M110A	X	-.482	-.482	0 %100
82	M110A	Z	-.834	-.834	0 %100

Member Distributed Loads (BLC 76 : Structure Wm (330 Deg)) (Continued)

	Member Label	Direction	Start Magnitude[lb/ft,...	End Magnitude[lb/ft,F...	Start Location[ft, %]	End Location[ft, %]
83	M112A	X	-.15	-.15	0	%100
84	M112A	Z	-.259	-.259	0	%100
85	M113A	X	0	0	0	%100
86	M113A	Z	0	0	0	%100
87	M115A	X	0	0	0	%100
88	M115A	Z	0	0	0	%100
89	M122A	X	0	0	0	%100
90	M122A	Z	0	0	0	%100
91	M123A	X	-.225	-.225	0	%100
92	M123A	Z	-.39	-.39	0	%100
93	M124	X	-.089	-.089	0	%100
94	M124	Z	-.153	-.153	0	%100
95	M125	X	-.354	-.354	0	%100
96	M125	Z	-.614	-.614	0	%100
97	M126	X	-.089	-.089	0	%100
98	M126	Z	-.153	-.153	0	%100
99	M103	X	-.237	-.237	0	%100
100	M103	Z	-.411	-.411	0	%100
101	MP3B	X	-.237	-.237	0	%100
102	MP3B	Z	-.411	-.411	0	%100
103	MP3C	X	-.237	-.237	0	%100
104	MP3C	Z	-.411	-.411	0	%100
105	M107	X	-.237	-.237	0	%100
106	M107	Z	-.411	-.411	0	%100
107	M104A	X	-.215	-.215	0	%100
108	M104A	Z	-.373	-.373	0	%100
109	M109B	X	0	0	0	%100
110	M109B	Z	0	0	0	%100
111	M113	X	-.215	-.215	0	%100
112	M113	Z	-.373	-.373	0	%100
113	M126A	X	0	0	0	%100
114	M126A	Z	0	0	0	%100
115	M127	X	-.272	-.272	0	%100
116	M127	Z	-.471	-.471	0	%100
117	M128	X	-.272	-.272	0	%100
118	M128	Z	-.471	-.471	0	%100

Member Distributed Loads (BLC 81 : BLC 39 Transient Area Loads)

	Member Label	Direction	Start Magnitude[lb/ft,...	End Magnitude[lb/ft,F...	Start Location[ft, %]	End Location[ft, %]
1	M79B	Y	-1.573	-4.141	0	.866
2	M79B	Y	-4.141	-6.836	.866	1.732
3	M79B	Y	-6.836	-8.163	1.732	2.598
4	M79B	Y	-8.163	-6.557	2.598	3.464
5	M79B	Y	-6.557	-3.512	3.464	4.33
6	M80A	Y	-3.511	-6.584	0	.866
7	M80A	Y	-6.584	-8.235	.866	1.732
8	M80A	Y	-8.235	-6.98	1.732	2.598
9	M80A	Y	-6.98	-4.333	2.598	3.464
10	M80A	Y	-4.333	-1.781	3.464	4.33
11	M51B	Y	-1.606	-4.239	0	.866
12	M51B	Y	-4.239	-6.839	.866	1.732
13	M51B	Y	-6.839	-8.084	1.732	2.598
14	M51B	Y	-8.084	-6.536	2.598	3.464
15	M51B	Y	-6.536	-3.518	3.464	4.33
16	M52B	Y	-3.574	-6.663	0	.866
17	M52B	Y	-6.663	-8.334	.866	1.732

Member Distributed Loads (BLC 81 : BLC 39 Transient Area Loads) (Continued)

	Member Label	Direction	Start Magnitude[lb/ft,...	End Magnitude[lb/ft,F...	Start Location[ft, %]	End Location[ft, %]
18	M52B	Y	-8.334	-7.343	1.732	2.598
19	M52B	Y	-7.343	-4.342	2.598	3.464
20	M52B	Y	-4.342	-.578	3.464	4.33
21	M102B	Y	-1.778	-4.333	0	.866
22	M102B	Y	-4.333	-6.974	.866	1.732
23	M102B	Y	-6.974	-8.23	1.732	2.598
24	M102B	Y	-8.23	-6.59	2.598	3.464
25	M102B	Y	-6.59	-3.519	3.464	4.33
26	M103B	Y	-3.512	-6.557	0	.866
27	M103B	Y	-6.557	-8.165	.866	1.732
28	M103B	Y	-8.165	-6.836	1.732	2.598
29	M103B	Y	-6.836	-4.14	2.598	3.464
30	M103B	Y	-4.14	-1.575	3.464	4.33

Member Distributed Loads (BLC 82 : BLC 40 Transient Area Loads)

	Member Label	Direction	Start Magnitude[lb/ft,...	End Magnitude[lb/ft,F...	Start Location[ft, %]	End Location[ft, %]
1	M79B	Y	-3.462	-9.11	0	.866
2	M79B	Y	-9.11	-15.039	.866	1.732
3	M79B	Y	-15.039	-17.96	1.732	2.598
4	M79B	Y	-17.96	-14.425	2.598	3.464
5	M79B	Y	-14.425	-7.726	3.464	4.33
6	M80A	Y	-7.725	-14.484	0	.866
7	M80A	Y	-14.484	-18.118	.866	1.732
8	M80A	Y	-18.118	-15.355	1.732	2.598
9	M80A	Y	-15.355	-9.533	2.598	3.464
10	M80A	Y	-9.533	-3.919	3.464	4.33
11	M51B	Y	-3.532	-9.325	0	.866
12	M51B	Y	-9.325	-15.047	.866	1.732
13	M51B	Y	-15.047	-17.785	1.732	2.598
14	M51B	Y	-17.785	-14.379	2.598	3.464
15	M51B	Y	-14.379	-7.741	3.464	4.33
16	M52B	Y	-7.864	-14.658	0	.866
17	M52B	Y	-14.658	-18.335	.866	1.732
18	M52B	Y	-18.335	-16.154	1.732	2.598
19	M52B	Y	-16.154	-9.553	2.598	3.464
20	M52B	Y	-9.553	-1.271	3.464	4.33
21	M102B	Y	-3.911	-9.534	0	.866
22	M102B	Y	-9.534	-15.342	.866	1.732
23	M102B	Y	-15.342	-18.107	1.732	2.598
24	M102B	Y	-18.107	-14.497	2.598	3.464
25	M102B	Y	-14.497	-7.741	3.464	4.33
26	M103B	Y	-7.725	-14.425	0	.866
27	M103B	Y	-14.425	-17.963	.866	1.732
28	M103B	Y	-17.963	-15.04	1.732	2.598
29	M103B	Y	-15.04	-9.109	2.598	3.464
30	M103B	Y	-9.109	-3.466	3.464	4.33

Member Area Loads (BLC 39 : Structure D)

	Joint A	Joint B	Joint C	Joint D	Direction	Distribution	Magnitude[ksf]
1	N111	N107	N105A	N112	Y	Two Way	-.005
2	N92	N87B	N87C	N93	Y	Two Way	-.005
3	N139	N135A	N133	N140	Y	Two Way	-.005

Member Area Loads (BLC 40 : Structure Di)

	Joint A	Joint B	Joint C	Joint D	Direction	Distribution	Magnitude[ksf]
--	---------	---------	---------	---------	-----------	--------------	----------------



Company :
 Designer :
 Job Number :
 Model Name :

June 28, 2021
 3:10 PM
 Checked By: _____

Member Area Loads (BLC 40 : Structure Di) (Continued)

	Joint A	Joint B	Joint C	Joint D	Direction	Distribution	Magnitude[ksf]
1	N111	N107	N105A	N112	Y	Two Way	-.011
2	N92	N87B	N87C	N93	Y	Two Way	-.011
3	N139	N135A	N133	N140	Y	Two Way	-.011

Envelope AISC 15th(360-16): LRFD Steel Code Checks

	Member	Shape	Code Check	Loc[ft]	LC	Shear Check	Loc.....	LC	phi*Pn...	phi*Pn...	phi*Mn...	phi*Mn.....	Eqn
1	M1	PIPE_3.0	.155	8.472	18	.062	4.722	20	25150...	65205	5.749	5.749	2...H1-1b
2	M10	HSS4X4X4	.169	2.375	14	.054	2.375 y	24	13626...	139518	16.181	16.181	1...H1-1b
3	MP3A	PIPE_2.0	.166	3.125	4	.057	3.125	6	20866...	32130	1.872	1.872	1...H1-1b
4	MP4A	PIPE_2.0	.134	3.555	16	.112	3.609	10	23088...	32130	1.872	1.872	2...H1-1b
5	MP2A	PIPE_2.0	.312	3.387	2	.138	3.449	10	20804...	32130	1.872	1.872	1...H1-1b
6	MP1A	PIPE_2.0	.262	3.555	22	.112	3.609	4	23088...	32130	1.872	1.872	2...H1-1b
7	M43	HSS4X4X4	.168	0	24	.064	0 y	17	13626...	139518	16.181	16.181	1...H1-1b
8	M46	PL1/2x6	.214	.531	2	.107	.531 y	15	64456...	97200	1.012	12.15	1...H1-1b
9	M51B	L2x2x3	.127	0	2	.013	4.33 y	17	9144.0...	23392.8	.558	1.072	1...H2-1
10	M52B	L2x2x3	.137	4.33	11	.012	0 y	21	9144.0...	23392.8	.558	1.095	1...H2-1
11	M76	PL3/8x6	.176	0	1	.379	0 y	20	70647...	72900	.57	9.113	1...H1-1b
12	M77	PL3/8x6	.291	.167	8	.522	0 y	13	71583...	72900	.57	9.113	1...H1-1b
13	M80	PL1/2x6	.070	.112	1	.037	.112 y	4	96757...	97200	1.012	12.15	1...H1-1b
14	M84	PL3/8x6	.164	.219	7	.257	0 y	20	70647...	72900	.57	9.113	1...H1-1b
15	M85	PL3/8x6	.308	.167	6	.547	0 y	24	71583...	72900	.57	9.113	2...H1-1b
16	M91	PL1/2x6	.063	.112	1	.062	0 y	3	96757...	97200	1.012	12.15	1...H1-1b
17	M90A	PIPE_3.0	.147	4.861	14	.059	8.611	16	25150...	65205	5.749	5.749	2...H1-1b
18	MP4C	PIPE_2.0	.186	3.555	24	.110	3.609	6	23088...	32130	1.872	1.872	1...H1-1b
19	MP2C	PIPE_2.0	.327	3.387	10	.139	3.449	1	20804...	32130	1.872	1.872	1...H1-1b
20	MP1C	PIPE_2.0	.280	3.555	18	.110	3.609	12	23088...	32130	1.872	1.872	2...H1-1b
21	M107A	PIPE_3.0	.145	4.861	22	.056	8.611	24	25150...	65205	5.749	5.749	2...H1-1b
22	MP4B	PIPE_2.0	.162	3.555	20	.109	3.609	3	23088...	32130	1.872	1.872	1...H1-1b
23	MP2B	PIPE_2.0	.324	3.324	6	.139	3.387	2	20804...	32130	1.872	1.872	1...H1-1b
24	MP1B	PIPE_2.0	.258	3.555	14	.109	3.609	9	23088...	32130	1.872	1.872	2...H1-1b
25	M77A	HSS4X4X4	.168	0	20	.066	0 y	13	13626...	139518	16.181	16.181	1...H1-1b
26	M78A	PL1/2x6	.223	.531	10	.126	.531 y	47	64456...	97200	1.012	12.15	1...H1-1b
27	M79B	L2x2x3	.128	0	10	.013	4.33 y	13	9144.0...	23392.8	.558	1.072	1...H2-1
28	M80A	L2x2x3	.139	0	8	.012	0 y	17	9144.0...	23392.8	.558	1.072	1...H2-1
29	M84A	PL3/8x6	.193	0	9	.387	0 y	15	70647...	72900	.57	9.113	1...H1-1b
30	M85A	PL3/8x6	.286	.167	4	.503	0 y	21	71583...	72900	.57	9.113	1...H1-1b
31	M87	PL1/2x6	.076	.112	9	.050	.112 y	37	96757...	97200	1.012	12.15	1...H1-1b
32	M89	PL3/8x6	.187	0	9	.255	0 y	16	70647...	72900	.57	9.113	1...H1-1b
33	M90	PL3/8x6	.326	.167	2	.558	0 y	20	71583...	72900	.57	9.113	1...H1-1b
34	M92A	PL1/2x6	.071	.112	9	.103	0 y	47	96757...	97200	1.012	12.15	1...H1-1b
35	M100B	HSS4X4X4	.169	0	16	.065	0 y	21	13626...	139518	16.181	16.181	1...H1-1b
36	M101B	PL1/2x6	.218	.531	10	.109	.531 y	20	64456...	97200	1.012	12.15	1...H1-1b
37	M102B	L2x2x3	.123	0	6	.013	4.33 y	21	9144.0...	23392.8	.558	1.072	1...H2-1
38	M103B	L2x2x3	.144	0	4	.012	0 y	13	9144.0...	23392.8	.558	1.072	1...H2-1
39	M107B	PL3/8x6	.185	0	5	.393	0 y	13	70647...	72900	.57	9.113	1...H1-1b
40	M108A	PL3/8x6	.264	.167	12	.517	0 y	17	71583...	72900	.57	9.113	1...H1-1b
41	M110A	PL1/2x6	.072	.112	5	.039	.112 y	8	96757...	97200	1.012	12.15	1...H1-1b
42	M112A	PL3/8x6	.186	0	5	.259	0 y	24	70647...	72900	.57	9.113	1...H1-1b
43	M113A	PL3/8x6	.338	.167	10	.554	0 y	16	71583...	72900	.57	9.113	2...H1-1b
44	M115A	PL1/2x6	.068	.112	5	.061	0 y	7	96757...	97200	1.012	12.15	1...H1-1b
45	M122A	HSS4X4X4	.162	2.375	22	.051	2.375 y	21	13626...	139518	16.181	16.181	1...H1-1b
46	M123A	HSS4X4X4	.168	2.375	17	.052	2.375 y	16	13626...	139518	16.181	16.181	1...H1-1b
47	M124	HSS4X4X4	.344	0	23	.080	0 y	22	12477...	139518	16.181	16.181	3...H1-1b
48	M125	HSS4X4X4	.308	0	19	.107	0 y	42	12477...	139518	16.181	16.181	3...H1-1b
49	M126	HSS4X4X4	.330	0	15	.083	0 y	14	12477...	139518	16.181	16.181	3...H1-1b

Envelope AISC 15th(360-16): LRFD Steel Code Checks (Continued)

Member	Shape	Code Check	Loc[ft]	LC	Shear Check	Loc.....	LC	phi*Pn...	phi*Pn...	phi*Mn...	phi*Mn.....	Eqn		
50	M103	PIPE_2.0	.106	2.5	2	.014	2.5	2	23808...	32130	1.872	1.872	1...H1-1b	
51	MP3B	PIPE_2.0	.237	3.125	8	.068	3.125	10	20866...	32130	1.872	1.872	1...H1-1b	
52	MP3C	PIPE_2.0	.232	3.125	12	.069	3.125	2	20866...	32130	1.872	1.872	1...H1-1b	
53	M107	PIPE_2.0	.152	3.125	4	.047	3.125	7	20866...	32130	1.872	1.872	1...H1-1b	
54	M104A	PIPE_2.5	.117	6.667	21	.028	6.528	2	12795...	50715	3.596	3.596	1...H1-1b	
55	M109B	PIPE_2.5	.131	6.389	17	.030	1.944	2	12795...	50715	3.596	3.596	2...H1-1b	
56	M113	PIPE_2.5	.121	6.389	13	.031	1.944	4	12795...	50715	3.596	3.596	2...H1-1b	
57	M126A	L3X3X4	.154	0	5	.018	0	y	5	42102...	46656	1.688	3.756	2...H2-1
58	M127	L3X3X4	.189	0	2	.020	0	y	2	42102...	46656	1.688	3.756	2...H2-1
59	M128	L3X3X4	.181	0	3	.021	0	y	3	42102...	46656	1.688	3.756	2...H2-1

Envelope Joint Reactions

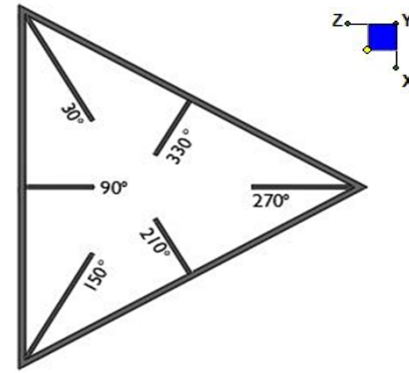
Joint		X [lb]	LC	Y [lb]	LC	Z [lb]	LC	MX [k-ft]	LC	MY [k-ft]	LC	MZ [k-ft]	LC	
1	N140B	max	1058.305	10	2645.438	13	2013.442	1	5.348	13	1.532	4	.073	3
2		min	-1063.791	4	824.939	7	-2159.56	7	.961	7	-1.581	10	-.283	9
3	N141	max	1717.178	9	2407.265	21	1362.854	1	-.736	3	1.208	12	-.643	3
4		min	-1838.854	3	740.489	3	-1267.28	7	-2.842	45	-1.231	6	-4.095	21
5	N142	max	1971.955	10	2472.596	17	1070.297	1	-.303	11	1.457	8	4.61	17
6		min	-1843.348	4	740.596	11	-1019.749	7	-2.376	17	-1.48	2	1.02	11
7	Totals:	max	4638.092	10	7264.885	20	4446.593	1						
8		min	-4638.09	4	3297.167	2	-4446.589	7						



I. Mount-to-Tower Connection Check

RISA Model Data

Nodes (labeled per RISA)	Orientation (per graphic of typical platform)
N141	30
N140B	270
142	150



TYPICAL PLATFORM

Tower Connection Bolt Checks

Any moment resistance?:

Bolt Quantity per Reaction:

d_x (in) (Delta X of typ. bolt config. sketch) :

d_y (in) (Delta Y of typ. bolt config. sketch) :

Bolt Type:

Bolt Diameter (in):

Required Tensile Strength (kips):

Required Shear Strength (kips):

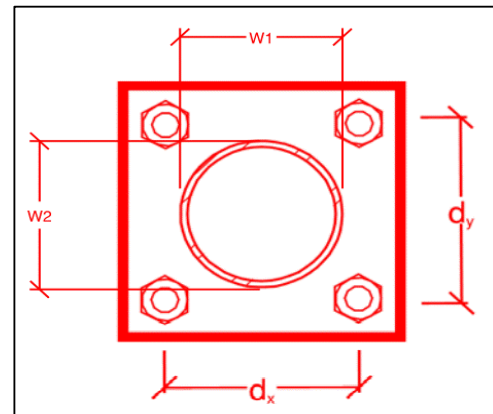
Tensile Strength / bolt (kips):

Shear Strength / bolt (kips):

Tensile Capacity Overall:

Shear Capacity Overall:

yes
4
7
7
A325N
0.625
18.6
4.6
20.7
12.4
22.5%*
9.3%



*Note: Tension reduction not required if tension or shear capacity < 30%

Tower Connection Plate and Weld Check

Connecting Standoff Member Shape:

Plate Width (in):

Plate Height (in):

W1 (in):

W2 (in):

Fy (ksi, plate):

t_{plate} (in):

Weld Size (1/16 in):

$\Phi * R_n$ (kip/in):

Required Weld Strength (kip/in):

Plate Bending Capacity:

Weld Capacity:

Rect
10
10
4
4
36
0.625
3
4.18
3.03
45.4%
72.7%

Max Plate Bending Strengths

$M_{u_{xx}}$ (kip-in) :	13.4
$\Phi * M_{n_{xx}}$ (kip-in) :	31.6
$M_{u_{yy}}$ (kip-in) :	1.0
$\Phi * M_{n_{yy}}$ (kip-in) :	31.6

Mount Desktop – Post Modification Inspection (PMI) Report Requirements

Documents & Photos Required from Contractor – Mount Modification

Purpose – to provide Maser Consulting Connecticut the proper documentation in order to complete the required Mount Desktop review of the Post Modification Inspection Report.

- Contractor is responsible for making certain the photos provided as noted below provide confirmation that the modification was completed in accordance with the modification drawings.
- Contractor shall relay any data that can impact the performance of the mount or the mount modification, this includes safety issues.

Base Requirements:

- Any special photos outside of the standard requirements will be indicated on the drawings
- Provide “as built drawings” showing contractor’s name, preparer’s signature, and date. Any deviations from the drawings (proposed modification) must be shown.
- Notation that all hardware was properly installed, and the existing hardware was inspected for any issues.
- Verification that loading is as communicated in the modification drawings. NOTE If loading is different than what is conveyed in the modification drawing contact Maser Consulting Connecticut immediately.
- Each photo should be time and date stamped
- Photos should be high resolution and submitted in a Zip File and should be organized in the file structure as depicted in Schedule A attached.
- Contractor shall ensure that the safety climb wire rope is supported and not adversely impacted by the install of the modification components. This may involve the install of wire rope guides, or other items to protect the wire rope.
- The photos in the file structure should be uploaded to <https://pmi.vzwsmart.com> as depicted on the drawings

Photo Requirements:

- Base and “During Installation Photos”
 - Base pictures include
 - Photo of Gate Signs showing the tower owner, site name, and number
 - Photo of carrier shelter showing the carrier site name and number if available
 - Photos of the galvanizing compound and/or paint used (if applicable), clearly showing the label and name
 - “During Installation Photos if provided - must be placed only in this folder
- Photos taken at ground level
 - Overall tower structure before and after installation of the modifications
 - Photos of the appropriate mount before and after installation of the modifications; if the mounts are at different rad elevations, pictures must be provided for all elevations that the modifications were installed

- Photos taken at Mount Elevation
 - Photos showing each individual sector before and also after installation of modifications. Each entire sector must be in one photo to show in the inter-connection of members.
 - These photos should also certify that the placement and geometry of the equipment on the mount is as depicted on the sketch and table in the mount analysis
 - Close-up photos of each installed modification per the modification drawings; pictures should also include connection hardware (U-bolts, bolts, nuts, all-threaded rods, etc.)
 - Photos showing the measurements of the installed modification member sizes (i.e. lengths, widths, depths, diameters, thicknesses)
 - Photos showing the elevation or distances of the installed modifications from the appropriate reference locations shown in the modification drawings
 - Photos showing the installed modifications onto the tower with tape drop measurements (if applicable) (i.e. ring/collar mounts, tie-backs, V-bracing kits, etc.); if the existing mount elevation needs to be changed according to the modification drawings, a tape drop measurement shall be provided before the elevation change
 - Photos showing the safety climb wire rope above and below the mount prior to modification.
 - Photos showing the climbing facility and safety climb if present.

Material Certification:


















- Materials utilized must be as per specification on the drawings or the equivalent as validated by Maser Consulting Connecticut.
 - If the drawings are as specified on the drawings
 - The contractor should provide the packing list or the materials utilized to perform the mount modification
 - If an equivalent is utilized
 - It is required that the Maser Consulting Connecticut certification of such is included in the contractor submission package. There may be an additional charge for this certification if the equivalent submission doesn't meet specifications as prescribed in the drawings.
- The contractor must certify that the materials meet these specifications by one of these methods.

The Material utilized was as specified on the Maser Consulting Connecticut Mount Modification Drawings and included in the Material certification folder is a packing list or invoice for these materials

The material utilized was an "equivalent" and included as part of the contractor submission is the Maser Consulting Connecticut certification, invoices, or specifications validating accepted status

Certifying Individual: Company _____
Name _____
Signature _____

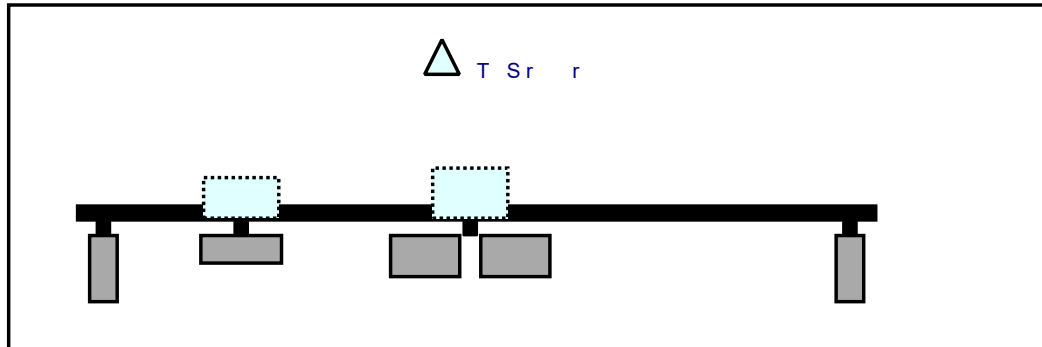
Schedule A – Photo & Document File Structure

-  VzW Site Number / Name
 -  Base & “During Installation” Photos
 -  Pre-Installation Photos
 -  Alpha
 -  Beta
 -  Gamma
 -  Ground Level
 -  Tape Drop
 -  Post-Installation Photos
 -  Alpha
 -  Beta
 -  Gamma
 -  Ground Level
 -  Tape Drop
 -  Photos of climbing facility and safety climb – If Present
-  Certifications – Submission of this document including certifications
-  Specific Required Additional Photos

S r A
 Sr r T M
 M E .

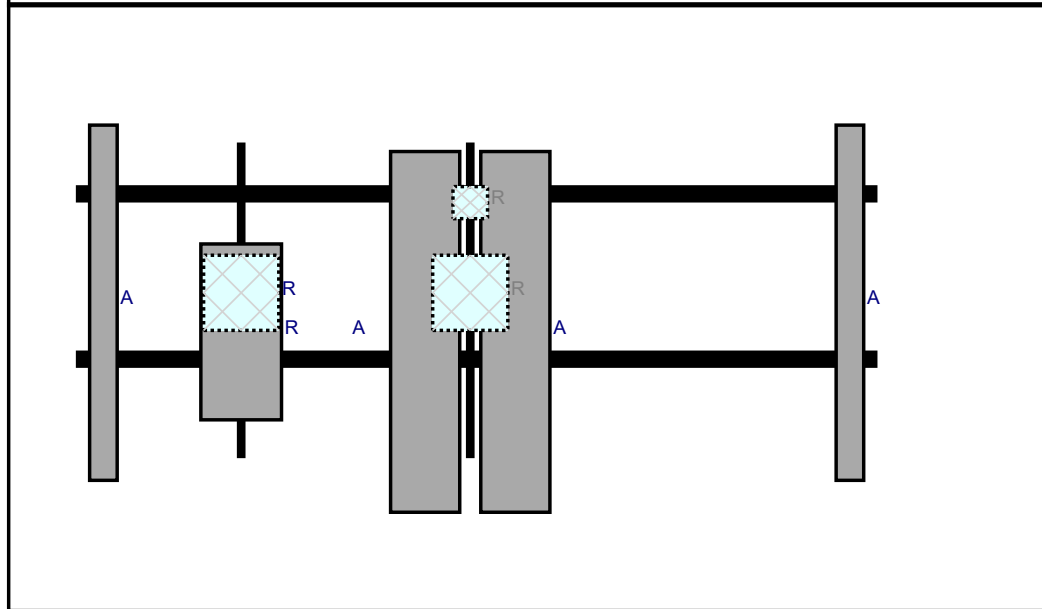
P

Plan View



Front View

L Sr r



d D P P A .A A

r L.

P

P

A

.A

A

r T.

O

S

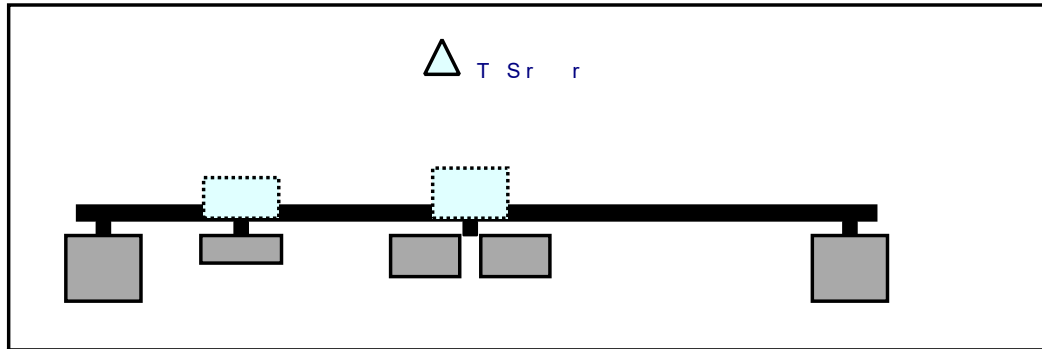
d

R	M d												
A	LPA					r	.				R	d	
A	A BR B					r	.				R	d	
A	A BR B					r	.				R	d	
R	B T DS							B	d			Add d	
R	B B ARR BR							B	d			Add d	
R	MT A							r	.			Add d	
R	B B RR BR							B	d			Add d	
A	LPA					r	.				R	d	

S r C
 Sr r T M
 M E .

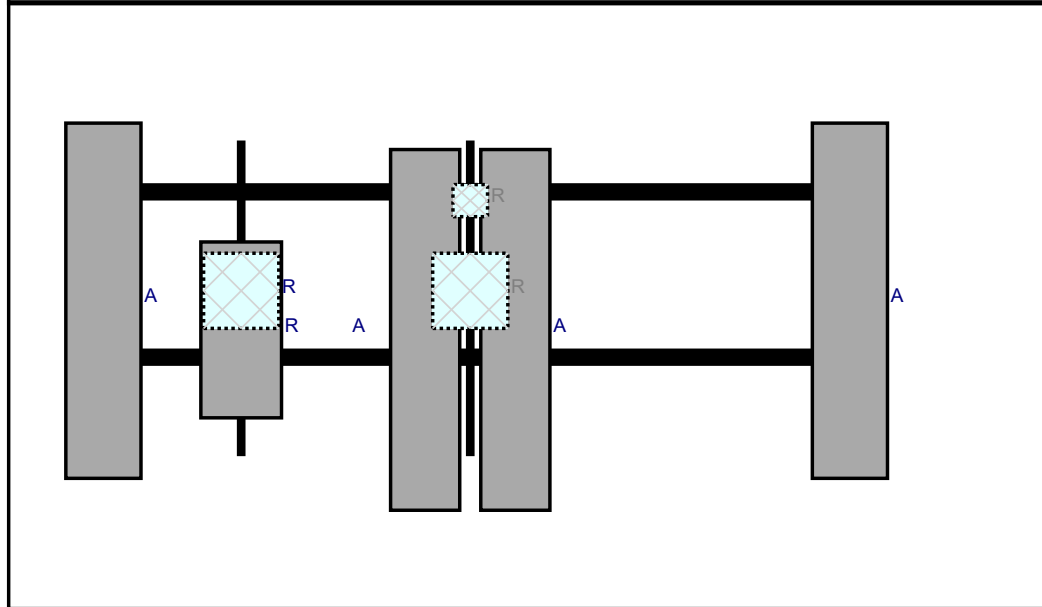
P

Plan View



Front View

L Sr r



d D P P A .A A

r L. P P r T. O S d

A	LPA	.	.	.	r	.	R	d
A	A BR B	.	.	.	r	.	R	d
A	A BR B	.	.	.	r	.	R	d
R	B T DS	.	.	.	B	d	Add	d
R	B B ARR BR	.	.	.	B	d	Add	d
R	MT A	.	.	.	r	.	Add	d
R	B B RR BR	.	.	.	B	d	Add	d
A	LPA	.	.	.	r	.	R	d

Site Information

Site ID: 467698-VZW / WINCHESTER E CT
Site Name: WINCHESTER E CT
Carrier Name: Verizon Wireless
Address: 15 Oakdale Ave
Winsted, Connecticut 06098
Litchfield County
Latitude: 41.921597°
Longitude: -73.049411°

Structure Information

Tower Type: Monopole
Mount Type: 13.33-Ft Platform

To Whom It May Concern,

We respectfully submit the above referenced Antenna Mount Structural Analysis report in conformance with ANSI/TIA-222-H, Structural Standard for Antenna Supporting Structures and Antennas and Small Wind Turbine Support Structures.

The 2015 International Building Code states that, in Section 3108, telecommunication towers shall be designed and constructed in accordance with the provisions of TIA-222. The TIA-222-H is the latest revision of the TIA-222 Standard, effective as of January 01, 2018.

As with all ANSI standards and engineering best practice is to apply the most current revision of the standard. This ensures the engineer is applying all updates. As an example, the TIA-222-H standard includes updates to bring it in line with the latest AISC and ACI standards and it also incorporates the latest wind speed map by ASCE 7 based on updated studies of the wind data.

The TIA-222-H standard clarifies these specific requirements for the antenna mount analysis such as modeling method, seismic analysis, 30-degree increment wind direction and maintenance loading. Therefore, it is our opinion that TIA-222-H is the most appropriate standard for antenna mount structural analysis and is acceptable for use at this site to ensure the engineer is taking into account the most current engineering standard available.

Sincerely,

Taqi Khawaja, PE
Technical Specialist

PROJECT NOTES

1. SEE MODIFICATION NOTES
2. THE CONTRACTOR SHALL COMPLY WITH ALL APPLICABLE CODES, ORDINANCES, LAWS AND REGULATIONS OF ALL MUNICIPALITIES, UTILITY COMPANIES OR OTHER PUBLIC/GOVERNING AUTHORITIES.
3. THE CONTRACTOR SHALL BE RESPONSIBLE FOR OBTAINING ALL PERMITS AND INSPECTIONS THAT MAY BE REQUIRED BY ANY FEDERAL, STATE, COUNTY OR MUNICIPAL AUTHORITIES.
4. THE CONTRACTOR SHALL NOTIFY THE CONSTRUCTION MANAGER, IN WRITING, OF ANY CONFLICTS, ERRORS OR OMISSIONS PRIOR TO THE SUBMISSION OF BIDS OR PERFORMANCE OF WORK.
5. THE CONTRACTOR SHALL BE RESPONSIBLE FOR PROTECTING ALL EXISTING SITE IMPROVEMENTS PRIOR TO COMMENCING CONSTRUCTION. THE CONTRACTOR SHALL REPAIR ANY DAMAGE AS A RESULT OF CONSTRUCTION OF THIS FACILITY AT THE CONTRACTOR'S EXPENSE TO THE SATISFACTION OF THE OWNER.
6. THE SCOPE OF WORK FOR THIS PROJECT SHALL INCLUDE PROVIDING ALL MATERIALS, EQUIPMENT AND LABOR REQUIRED TO COMPLETE THIS PROJECT. ALL EQUIPMENT SHALL BE INSTALLED IN ACCORDANCE WITH MANUFACTURER'S RECOMMENDATIONS.
7. THE CONTRACTOR SHALL VISIT THE PROJECT SITE PRIOR TO SUBMITTING THE BID TO VERIFY THAT THE PROJECT CAN BE CONSTRUCTED IN ACCORDANCE WITH THE CONTRACT DOCUMENTS AND CONSTRUCTION DRAWINGS.
8. THE CONTRACTOR SHALL VERIFY ALL EXISTING DIMENSIONS AND CONDITIONS PRIOR TO COMMENCING ANY WORK. ALL DIMENSIONS OF EXISTING CONSTRUCTION SHOWN ON THESE DRAWINGS MUST BE VERIFIED. THE CONTRACTOR SHALL NOTIFY THE CONSTRUCTION MANAGER OF ANY DISCREPANCIES PRIOR TO ORDERING MATERIAL OR PROCEEDING WITH CONSTRUCTION.
9. SINCE THE CELL SITE MAY BE ACTIVE, ALL SAFETY PRECAUTIONS MUST BE TAKEN WHEN WORKING AROUND HIGH LEVELS OF ELECTROMAGNETIC RADIATION. EQUIPMENT SHOULD BE SHUTDOWN PRIOR TO PERFORMING ANY WORK THAT COULD EXPOSE THE WORKERS TO DANGER. PERSONAL RF EXPOSURE MONITORS ARE REQUIRED TO BE WORN TO ALERT OF ANY POTENTIALLY DANGEROUS EXPOSURE LEVELS.
10. NO NOISE, SMOKE, DUST OR ODOR WILL RESULT FROM THIS FACILITY AS TO CAUSE A NUISANCE.
11. THE FACILITY IS UNMANNED AND NOT FOR HUMAN HABITATION (NO HANDICAP ACCESS IS REQUIRED).



**MOUNT MODIFICATION DRAWINGS
EXISTING 13.33' PLATFORM**

**SITE NAME: WINCHESTER CT
SITE NUMBER: 467698**

**15 OAKDALE AVE
WINSTED, CT 06098
LITCHFIELD COUNTY**

PROJECT INFORMATION	
SITE INFORMATION	
LATITUDE:	41.921597° N
LONGITUDE:	73.049411° W
JURISDICTION:	LITCHFIELD COUNTY
APPLICANT/LESSEE	
COMPANY:	VERIZON WIRELESS
CLIENT REPRESENTATIVE	
COMPANY:	VERIZON WIRELESS
ADDRESS:	118 FLANDERS ROAD, THIRD FLOOR
CITY, STATE, ZIP:	WESTBOROUGH, MA 01581
CONTACT:	ANDREW CANDIELLO
EMAIL:	ANDREW.CANDIELLO@VERIZONWIRELESS.COM
PROJECT MANAGER	
COMPANY:	MASER CONSULTING CONNECTICUT
CONTACT:	PETER ALBANO
PHONE:	856-797-0412
E-MAIL:	PETER.ALBANO@COLLIERSENGINEERING.COM

SHEET INDEX	
SHEET	DESCRIPTION
T-1	TITLE SHEET
S-1	BILL OF MATERIALS
S-2	MODIFICATION NOTES
S-3	MODIFICATION NOTES
S-4	MODIFICATION DETAILS
S-5	MODIFICATION DETAILS
S-6	MOUNT PHOTOS
	SPECIFICATION SHEETS

CONTRACTOR PMI REQUIREMENTS	
PMI LOCATION:	HTTPS://PMI.VZWSMART.COM
SMART TOOL PROJECT #:	1008355
VZW LOCATION CODE (PSLC):	467698
FUZE ID:	16272064

REFERENCED DOCUMENTS	
SMART TOOL PROJECT #:	10050461
MASER CONSULTING CONNECTICUT PROJECT #:	21777477A
ANALYSIS DATE:	6/18/2021

PMI REQUIREMENTS EMBEDDED WITHIN MOUNT MODIFICATION REPORT

**COPYRIGHT ©2021
MASER CONSULTING CONNECTICUT
ALL RIGHTS RESERVED**

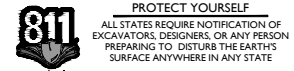
THIS DRAWING AND ALL THE INFORMATION CONTAINED HEREIN IS AUTHORIZED FOR USE ONLY BY THE PARTY FOR WHOM THE WORK WAS CONTRACTED OR TO WHOM IT IS CERTIFIED. THIS DRAWING MAY NOT BE COPIED, REUSED, DISCLOSED, DISTRIBUTED OR RELIED UPON FOR ANY OTHER PURPOSE WITHOUT THE EXPRESS WRITTEN CONSENT OF MASER CONSULTING CONNECTICUT.



WILL BE KNOWN AS COLLIER ENGINEERING & DESIGN IN 2021
Customer Loyalty through Client Satisfaction
www.maserconsulting.com

- Office Locations:
- NEW JERSEY
 - NEW MEXICO
 - NEW YORK
 - MARYLAND
 - PENNSYLVANIA
 - GEORGIA
 - VIRGINIA
 - TEXAS
 - FLORIDA
 - TENNESSEE
 - NORTH CAROLINA
 - COLORADO
 - SOUTH CAROLINA

Copyright © 2021 Maser Consulting All Rights Reserved. This drawing and all the information contained herein is authorized for use only by the party for whom the services were contracted or to whom it is certified. This drawing may not be copied, reused, disclosed, distributed or relied upon for any other purpose without the express written consent of Maser Consulting.



ALL STATES REQUIRE NOTIFICATION OF EXCAVATORS, DESIGNERS, OR ANY PERSON PREPARING TO DISTURB THE EARTH'S SURFACE ANYWHERE IN ANY STATE.
Call before you dig.
FOR STATE SPECIFIC DIRECT PHONE NUMBERS VISIT: WWW.CALL811.COM

SCALE: AS SHOWN JOB NUMBER: 21777477A

REV	DATE	DESCRIPTION	DRAWN BY	CHECKED BY
0	7/2/2021	ISSUED FOR CONSTRUCTION	HSG	TK

Taqi Khawaja
CONNECTICUT PROFESSIONAL ENGINEER
LICENSE NUMBER: PEN03987
MASER CONSULTING CONNECTICUT
C.T. CIDA #: JPC000031

Digitally signed by Taqi Khawaja
Date: 2021.07.02 10:59:29-04

IT IS A VIOLATION OF LAW FOR ANY PERSON, UNLESS THEY ARE ACTING UNDER THE DIRECTION OF THE RESPONSIBLE LICENSED PROFESSIONAL ENGINEER, TO ALTER THIS DOCUMENT.

SITE NAME:
**WINCHESTER CT
467698**
**15 OAKDALE AVE
WINSTED, CT 06098
LITCHFIELD COUNTY**

MT. LAUREL OFFICE
2000 Piedmont Drive
Suite 100
Mount Laurel, NJ 08054
Phone: 856.797.0412
Fax: 856.722.1120

SHEET TITLE:
TITLE SHEET

SHEET NUMBER:
T-1

GENERAL NOTES

- THESE MODIFICATIONS HAVE BEEN DESIGNED IN ACCORDANCE WITH THE GOVERNING PROVISIONS OF THE TELECOMMUNICATIONS INDUSTRY STANDARD TIA-222-H. MATERIALS AND SERVICES PROVIDED BY THE CONTRACTOR SHALL CONFORM TO THE ABOVE MENTIONED CODES.
- CONTRACTOR SHALL TAKE ALL PRECAUTIONS NECESSARY TO PREVENT DAMAGE TO EXISTING STRUCTURES. ANY DAMAGE TO EXISTING STRUCTURES AS A RESULT OF THE CONTRACTOR'S WORK OR FROM DAMAGE DUE TO OTHER CAUSES SHALL BE REPAIRED AT THE CONTRACTOR'S EXPENSE TO THE SATISFACTION OF THE OWNER.
- CONTRACTOR SHALL VERIFY ALL DIMENSIONS AND EXISTING CONDITIONS BEFORE BEGINNING WORK, ORDERING MATERIAL, AND PREPARING OF SHOP DRAWINGS. ANY DISCREPANCIES BETWEEN FIELD CONDITIONS AND THE CONTRACT DOCUMENTS SHALL BE BROUGHT TO THE IMMEDIATE ATTENTION OF THE ENGINEER. IF THE CONTRACTOR DISCOVERS ANY EXISTING CONDITIONS THAT ARE NOT REPRESENTED ON THESE DRAWINGS, OR ANY CONDITIONS THAT WOULD INTERFERE WITH THE INSTALLATION OF THE MODIFICATIONS, NOTIFY THE ENGINEER IMMEDIATELY.
- IT IS ASSUMED THAT ANY STRUCTURAL MODIFICATION WORK SPECIFIED ON THESE PLANS WILL BE ACCOMPLISHED BY KNOWLEDGEABLE WORKMEN WITH TOWER CONSTRUCTION EXPERIENCE.
- THE CONTRACTOR SHALL SUPERVISE AND DIRECT THE WORK AND SHALL BE SOLELY RESPONSIBLE FOR ALL CONSTRUCTION METHODS, MEANS, TECHNIQUES, SEQUENCES, AND PROCEDURES.
- ALL CONSTRUCTION MEANS AND METHODS; INCLUDING BUT NOT LIMITED TO, ERECTION PLANS, RIGGING PLANS, CLIMBING PLANS, AND RESCUE PLANS SHALL BE THE RESPONSIBILITY OF THE GENERAL CONTRACTOR RESPONSIBLE FOR THE EXECUTION OF THE WORK CONTAINED HEREIN AND SHALL MEET ANSITIA-322 (LATEST EDITION), OSHA, AND GENERAL INDUSTRY STANDARDS. ALL RIGGING PLANS SHALL ADHERE TO ANSITIA-322 (LATEST EDITION) INCLUDING THE REQUIRED INVOLVEMENT OF A QUALIFIED ENGINEER FOR CLASS IV CONSTRUCTION.
- THE CONTRACTOR IS SOLELY RESPONSIBLE FOR INITIATING, MAINTAINING, AND SUPERVISING ALL SAFETY PROGRAMS IN ACCORDANCE WITH APPLICABLE SAFETY CODES.
- WORK SHALL ONLY BE PERFORMED DURING CALM DRY DAYS (WINDS LESS THAN 30-MPH). THE STRUCTURE SHOWN ON THE DRAWINGS IS STRUCTURALLY SOUND ONLY IN THE COMPLETED FORM. THE CONTRACTOR SHALL BE RESPONSIBLE FOR THE STRENGTH AND STABILITY OF THE STRUCTURE DURING ERECTION. CONTRACTOR SHALL PROVIDE TEMPORARY SUPPORT, SHORING, BRACING AND ANY OTHER STRUCTURAL SYSTEMS AS REQUIRED TO RESIST ALL FORCES THAT MAY OCCUR DURING HANDLING AND ERECTION UNTIL THE STRUCTURE IS FULLY COMPLETED. TEMPORARY SUPPORTS, BRACING AND OTHER STRUCTURAL SYSTEMS REQUIRED DURING CONSTRUCTION SHALL REMAIN THE CONTRACTOR'S PROPERTY AFTER THEIR USE.
- ALL INSTALLATIONS PERFORMED ON THIS STRUCTURE SHALL BE COMPLETED IN ACCORDANCE WITH THE GOVERNING PROVISIONS OF THE STANDARD FOR INSTALLATION, ALTERATION AND MAINTENANCE OF ANTENNA SUPPORTING STRUCTURES AND ANTENNAS, ANSITIA-322.
- CONTRACTOR SHALL SECURE SITE BACK TO EXISTING CONDITION UNDER SUPERVISION OF OWNER. ALL FENCE, STONE, GEOFABRIC, GROUNDING, AND SURROUNDING GRADE SHALL BE REPLACED AND REPAIRED AS REQUIRED TO ACHIEVE OWNER APPROVAL. POSITIVE DRAINAGE AWAY FROM TOWER SITE SHALL BE MAINTAINED.
- CONNECTIONS BETWEEN ITEMS SUPPORTED BY THE STRUCTURE AND THE STRUCTURE NOT SPECIFICALLY DETAILED IN THE CONTRACT DOCUMENTS ARE THE RESPONSIBILITY OF THE CONTRACTOR. SUCH CONNECTIONS SHALL BE DESIGNED, COORDINATED AND INSPECTED BY A PROFESSIONAL STRUCTURAL ENGINEER LICENSED IN THE STATE OF THE PROJECT. SUBMIT SIGNED AND SEALED CALCULATIONS DURING SHOP DRAWING REVIEW.
- DO NOT SCALE DRAWINGS.
- DO NOT USE THESE DRAWINGS FOR ANY OTHER SITE.
- ALL MATERIAL UTILIZED FOR THIS PROJECT MUST BE NEW AND FREE OF ANY DEFECTS. ANY MATERIAL SUBSTITUTIONS, INCLUDING BUT NOT LIMITED TO ALTERED SIZE AND/OR STRENGTHS, MUST BE APPROVED BY THE OWNER AND ENGINEER IN WRITING.
- THE MOUNT UNDER NO CIRCUMSTANCES SHOULD BE USED AS A TIE OFF POINT.

DESIGN LOADS

- WIND LOADS
- BASIC WIND SPEED (3 SECOND GUST), V = 114 MPH
 - EXPOSURE CATEGORY B
 - TOPOGRAPHIC CATEGORY I
 - MEAN BASE ELEVATION (AMSL) = 1,073.13'

- ICE LOADS
- ICE WIND SPEED (3 SECOND GUST), V = 50 MPH
 - ICE THICKNESS = 1.00 IN

- SEISMIC LOADS
- SEISMIC DESIGN CATEGORY B
 - SHORT TERM MCER GROUND MOTION, S_s = .169
 - LONG TERM MCER GROUND MOTION, S_l = .054

STRUCTURAL STEEL

- DESIGN, DETAILING, FABRICATION AND ERECTION OF STRUCTURAL STEEL SHALL CONFORM TO THE FOLLOWING PUBLICATIONS EXCEPT AS SPECIFICALLY INDICATED IN THE CONTRACT DOCUMENTS.
 - AMERICAN INSTITUTE OF STEEL CONSTRUCTION (AISC) MANUAL OF STEEL CONSTRUCTION (15TH EDITION)
 - SPECIFICATION FOR STRUCTURAL JOINTS USING ASTM A325 OR A490 BOLTS
 - AISC CODE OF STANDARD PRACTICE
- STRUCTURAL STEEL SHALL CONFORM TO THE FOLLOWING UNLESS OTHERWISE SHOWN:

CHANNELS, ANGLES, PLATES, ETC.	ASTM A36 (GR 36)
STEEL PIPE	ASTM A53 (GR 35)
BOLTS	ASTM A325
NUTS	ASTM A563
LOCK WASHERS	LOCKING STRUCTURAL GRADE

- ALL SUBSTITUTIONS PROPOSED BY THE CONTRACTOR SHALL BE APPROVED IN WRITING BY THE ENGINEER. CONTRACTOR SHALL PROVIDE DOCUMENTATION TO ENGINEER FOR VERIFYING THE SUBSTITUTE IS SUITABLE FOR USE AND MEETS ORIGINAL DESIGN CRITERIA. DIFFERENCES FROM THE ORIGINAL DESIGN, INCLUDING MAINTENANCE, REPAIR AND REPLACEMENT, SHALL BE NOTED. ESTIMATES OF COSTS/CREDITS ASSOCIATED WITH THE SUBSTITUTION (INCLUDING RE-DESIGN COSTS AND COSTS TO SUB-CONTRACTORS) SHALL BE PROVIDED TO THE ENGINEER. CONTRACTOR SHALL PROVIDE ADDITIONAL DOCUMENTATION AND/OR SPECIFICATIONS TO THE ENGINEER AS REQUESTED.
- PROVIDE STRUCTURAL STEEL SHOP DRAWINGS TO ENGINEER FOR APPROVAL PRIOR TO FABRICATION.
 - SUBMIT SHOP DRAWINGS TO PETER.ALBANO@COLLIERSENGINEERING.COM
 - PROVIDE MASER CONSULTING CONNECTICUT PROJECT # AND MASER CONSULTING CONNECTICUT PROJECT ENGINEER CONTACT IN THE BODY OF THE EMAIL.
- DRILL NO HOLES IN ANY NEW OR EXISTING STRUCTURAL STEEL MEMBERS OTHER THAN THOSE SHOWN ON STRUCTURAL DRAWINGS WITHOUT THE APPROVAL OF THE ENGINEER OF RECORD.
- GALVANIZED ASTM A325 BOLTS SHALL NOT BE REUSED.
- ALL NEW STEEL SHALL BE HOT BE DIPPED GALVANIZED FOR FULL WEATHER PROTECTION. IN ADDITION ALL NEW STEEL SHALL BE PAINTED TO MATCH EXISTING STEEL. CONTRACTOR SHALL OBTAIN WRITTEN PERMISSION TO PROTECT STEEL BY ANY OTHER MEANS.
- ALL BOLT ASSEMBLIES FOR STRUCTURAL MEMBERS REPRESENTED IN THIS DRAWING REQUIRE LOCKING DEVICES TO BE INSTALLED IN ACCORDANCE WITH TIA-222-H SECTION 4.9.2 REQUIREMENTS.
- WHERE CONNECTIONS ARE NOT FULLY DETAILED ON THESE DRAWINGS, FABRICATOR SHALL DESIGN CONNECTIONS TO RESIST LOADS AND FORCES WHERE SHOWN ON DRAWINGS AND AS OUTLINED IN SPECIFICATIONS.
- FOR MEMBERS BEING REPLACED, PROVIDE NEW BOLTS AND MATCH EXISTING SIZE AND GRADE. MAINTAIN AISC REQUIREMENTS FOR MINIMUM BOLT DISTANCE AND SPACING.
- ALL PROPOSED AND/OR REPLACED BOLTS SHALL BE OF SUFFICIENT LENGTH SUCH THAT THE END OF THE BOLT IS AT LEAST FLUSH WITH THE FACE OF THE NUT. IT IS NOT PERMITTED FOR THE BOLT END TO BE BELOW THE FACE OF THE NUT AFTER TIGHTENING IS COMPLETED.
- GALVANIZED ASTM A325 BOLTS SHALL NOT BE REUSED.
- ALL NEW STEEL SHALL BE HOT BE DIPPED GALVANIZED FOR FULL WEATHER

PROTECTION. CONTRACTOR SHALL OBTAIN WRITTEN PERMISSION TO PROTECT STEEL BY ANY OTHER MEANS.

- ALL EXISTING PAINTED/GALVANIZED SURFACES DAMAGED DURING REHAB INCLUDING AREAS UNDER STIFFENER PLATES SHALL BE WIRE BRUSHED CLEAN, REPAIRED BY COLD GALVANIZING (ZINGA OR ZINC COTE), AND REPAINTED TO MATCH THE EXISTING FINISH (IF APPLICABLE).
- ALL HOLES IN STEEL MEMBERS SHALL BE SIZED 1/16" LARGER THAN THE BOLT DIAMETER. STANDARD HOLES SHALL BE USED UNLESS NOTED OTHERWISE.




MASER CONSULTING CONNECTICUT
 WILL BE KNOWN AS COLLIER ENGINEERING & DESIGN IN 2021
 Customer Loyalty through Client Satisfaction
 www.maserconsulting.com

Office Locations:

NEW JERSEY	NEW MEXICO
NEW YORK	MARYLAND
PENNSYLVANIA	GEORGIA
VIRGINIA	TEXAS
FLORIDA	TENNESSEE
NORTH CAROLINA	COLORADO
SOUTH CAROLINA	

Copyright © 2021 Maser Consulting. All Rights Reserved. This drawing and all the information contained herein is authorized for use only by the party for whom the services were contracted or to whom it is certified. This drawing may not be copied, reused, disclosed, distributed or relied upon for any other purpose without the express written consent of Maser Consulting.


PROTECT YOURSELF
 ALL STATES REQUIRE NOTIFICATION OF EXCAVATORS, DESIGNERS OR ANY PERSON PREPARING TO DISTURB THE EARTH'S SURFACE ANYWHERE IN ANY STATE

Know what's below.
 Call before you dig.

FOR STATE SPECIFIC DIRECT PHONE NUMBERS VISIT:
 WWW.CALL811.COM

SCALE:	AS SHOWN	JOB NUMBER:	2177477A
REV	DATE	DESCRIPTION	DRAWN BY / CHECKED BY
0	7/2/2021	ISSUED FOR CONSTRUCTION	HSG / TK

0	7/2/2021	ISSUED FOR CONSTRUCTION	HSG	TK
REV	DATE	DESCRIPTION	DRAWN BY	CHECKED BY



Taqi Khawaja
 CONNECTICUT PROFESSIONAL ENGINEER
 LICENSE NUMBER: PEN 03977
 MASER CONSULTING CONNECTICUT
 C.T. C.O.A.# JPC 0000131


Digitally signed by Taqi Khawaja
 Date: 2021.07.02 10:53:30-04

IT IS A VIOLATION OF LAW FOR ANY PERSON, UNLESS THEY ARE ACTING UNDER THE DIRECTION OF THE RESPONSIBLE LICENSED PROFESSIONAL ENGINEER, TO ALTER THIS DOCUMENT.

SITE NAME:

WINCHESTER CT
 467698

15 OAKDALE AVE
 WINSTED, CT 06098
 LITCHFIELD COUNTY



MT. LAUREL OFFICE
 2000 Millstone Drive
 Suite 100
 Mount Laurel, NJ 08054

Phone: 856.797.0412
 Fax: 856.722.1120

SHEET TITLE:
MODIFICATION NOTES

SHEET NUMBER:
S-2

MODIFICATION INSPECTION NOTES

MI CHECKLIST	
CONSTRUCTION/ INSTALLATION INSPECTIONS AND TESTING REQUIRED (COMPLETED BY EOR)	REPORT ITEM
PRE-CONSTRUCTION	
X	MI CHECKLIST DRAWING
X	EOB APPROVED SHOP DRAWINGS
NA	FABRICATION INSPECTION
NA	FABRICATOR CERTIFIED WELD INSPECTION
X	MATERIAL TEST REPORT (MTR)
NA	FABRICATOR NDE INSPECTION
X	PACKING SLIPS
ADDITIONAL TESTING AND INSPECTIONS:	
CONSTRUCTION	
X	CONSTRUCTION INSPECTIONS
NA	CONTRACTOR'S CERTIFIED WELD INSPECTION AND NDE REPORTS
X	ON SITE COLD GALVANIZING VERIFICATION
X	GC AS-BUILT DOCUMENTS
ADDITIONAL TESTING AND INSPECTIONS:	
POST-CONSTRUCTION	
X	MI INSPECTOR REDLINE OR RECORD DRAWING(S)
X	VZW PMI DOCUMENTS
X	PHOTOGRAPHS
ADDITIONAL TESTING AND INSPECTIONS:	

NOTE: X DENOTES A DOCUMENT REQUIRED FOR THE MI REPORT
 NA DENOTES A DOCUMENT THAT IS NOT REQUIRED FOR THE MI REPORT

THE MODIFICATION INSPECTION (MI) IS A VISUAL INSPECTION OF MODIFICATIONS AND A REVIEW OF CONSTRUCTION INSPECTIONS AND OTHER REPORTS TO ENSURE THE INSTALLATION WAS CONSTRUCTED IN ACCORDANCE WITH THE CONTRACT DOCUMENTS, NAMELY THE MODIFICATION DRAWINGS, AS DESIGNED BY THE ENGINEER OF RECORD (EOR).

THE MI IS TO CONFIRM INSTALLATION CONFIGURATION AND WORKMANSHIP ONLY AND IS NOT A REVIEW OF THE MODIFICATION DESIGN ITSELF, NOR DOES THE MI INSPECTOR TAKE OWNERSHIP OF THE MODIFICATION DESIGN. OWNERSHIP OF THE STRUCTURAL MODIFICATION DESIGN EFFECTIVENESS AND INTEGRITY RESIDES WITH THE EOR AT ALL TIMES.

TO ENSURE THAT THE REQUIREMENTS OF THE MI ARE MET, IT IS VITAL THAT THE GENERAL CONTRACTOR (GC) AND THE MI INSPECTOR BEGIN COMMUNICATING AND COORDINATING AS SOON AS A PURCHASE ORDER (PO) IS RECEIVED. IT IS EXPECTED THAT EACH PARTY WILL BE PROACTIVE IN REACHING OUT TO THE OTHER PARTY.

MI INSPECTOR

THE MI INSPECTOR IS REQUIRED TO CONTACT THE GC AS SOON AS RECEIVING A PO FOR THE MI TO, AT A MINIMUM:

- REVIEW THE REQUIREMENTS OF THE MI CHECKLIST
- WORK WITH THE GC TO DEVELOP A SCHEDULE TO CONDUCT ON-SITE INSPECTIONS

THE MI INSPECTOR IS RESPONSIBLE FOR COLLECTING ALL GC INSPECTION AND TEST REPORTS, REVIEWING THE DOCUMENTS FOR ADHERENCE TO THE CONTRACT DOCUMENTS, CONDUCTING THE IN-FIELD INSPECTIONS, AND SUBMITTING THE MI REPORT TO EOR.

GENERAL CONTRACTOR

THE GC IS REQUIRED TO CONTACT THE MI INSPECTOR AS SOON AS RECEIVING A PO FOR THE MODIFICATION INSTALLATION OR TURNKEY PROJECT TO, AT A MINIMUM:

- REVIEW THE REQUIREMENTS OF THE MI CHECKLIST
- WORK WITH THE MI INSPECTOR TO DEVELOP A SCHEDULE TO CONDUCT ON-SITE MI INSPECTIONS, INCLUDING FOUNDATION INSPECTIONS
- BETTER UNDERSTAND ALL INSPECTION AND TESTING REQUIREMENTS

THE GC SHALL PERFORM AND RECORD THE TEST AND INSPECTION RESULTS IN ACCORDANCE WITH THE REQUIREMENTS OF THE MI CHECKLIST.

RECOMMENDATIONS

THE FOLLOWING RECOMMENDATIONS AND SUGGESTIONS ARE OFFERED TO ENHANCE THE EFFICIENCY AND EFFECTIVENESS OF DELIVERING AN MI REPORT:

- IT IS SUGGESTED THAT THE GC PROVIDE A MINIMUM OF 5 BUSINESS DAYS NOTICE, PREFERABLY 10, TO THE MI INSPECTOR AS TO WHEN THE SITE WILL BE READY FOR THE MI TO BE CONDUCTED.
- THE GC AND MI INSPECTOR COORDINATE CLOSELY THROUGHOUT THE ENTIRE PROJECT.
- WHEN POSSIBLE, IT IS PREFERRED TO HAVE THE GC AND MI INSPECTOR ON-SITE SIMULTANEOUSLY FOR ANY GUY WIRE TENSIONING OR RE-TENSIONING OPERATIONS.
- IT MAY BE BENEFICIAL TO INSTALL ALL MODIFICATIONS PRIOR TO CONDUCTING THE FOUNDATION INSPECTIONS TO ALLOW THE FOUNDATION AND MI INSPECTION(S) TO COMMENCE WITH ONE SITE VISIT.
- WHEN POSSIBLE, IT IS PREFERRED TO HAVE THE GC AND MI INSPECTOR ON-SITE DURING THE MI TO HAVE ANY DEFICIENCIES CORRECTED DURING THE INITIAL MI. THEREFORE, THE GC MAY CHOOSE TO COORDINATE THE MI CAREFULLY TO ENSURE ALL CONSTRUCTION FACILITIES ARE AT THEIR DISPOSAL WHEN THE MI INSPECTOR IS ON SITE.

CORRECTION OF FAILING MI'S

IF THE MODIFICATION INSTALLATION WOULD FAIL THE MI ("FAILED MI"), THE GC SHALL WORK WITH THE OWNER TO COORDINATE A REMEDIATION PLAN:

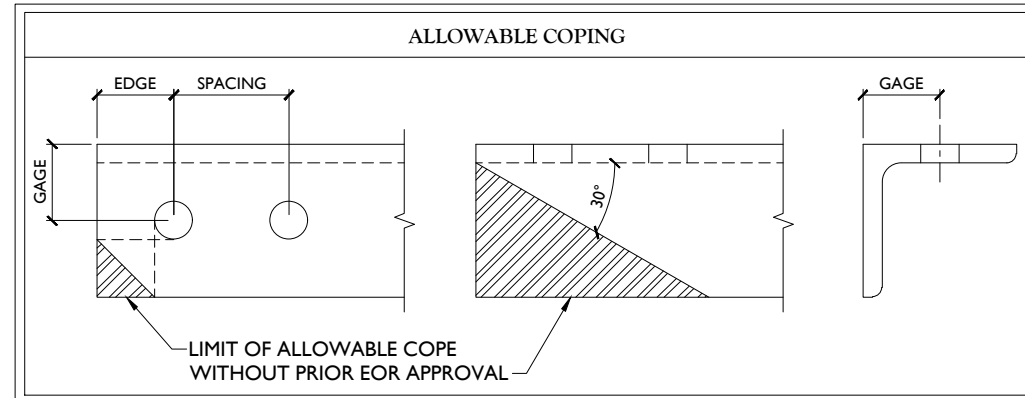
- CORRECT FAILING ISSUES TO COMPLY WITH THE SPECIFICATIONS CONTAINED IN THE ORIGINAL CONTRACT DOCUMENTS AND COORDINATE A SUPPLEMENT MI.

REQUIRED PHOTOS

BETWEEN THE GC AND THE MI INSPECTOR THE FOLLOWING PHOTOGRAPHS, AT A MINIMUM, ARE TO BE TAKEN AND INCLUDED IN THE MI REPORT:

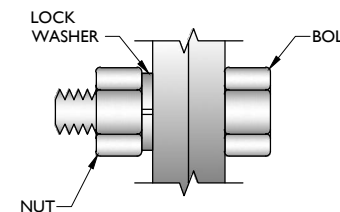
- PRE-CONSTRUCTION GENERAL SITE CONDITION
- PHOTOGRAPHS DURING THE REINFORCEMENT MODIFICATION CONSTRUCTION/ERECTION AND INSPECTION
 - RAW MATERIALS
 - PHOTOS OF ALL CRITICAL DETAILS
 - FOUNDATION MODIFICATIONS
 - WELD PREPARATION
 - BOLT INSTALLATION
 - FINAL INSTALLED CONDITION
 - SURFACE COATING REPAIR
- POST CONSTRUCTION PHOTOGRAPHS
 - FINAL INFIELD CONDITION

PHOTOS OF ELEVATED MODIFICATIONS TAKEN ONLY FROM THE GROUND SHALL BE CONSIDERED INADEQUATE.



BOLT SCHEDULE (IN.)				
BOLT DIAMETER	STANDARD HOLE	SHORT SLOT	MIN. EDGE DISTANCE	SPACING
1/2	9/16	9/16 x 11/16	7/8	1 1/2
5/8	11/16	11/16 x 7/8	1 1/8	1 7/8
3/4	13/16	13/16 x 1	1 1/4	2 1/4
7/8	15/16	15/16 x 1 1/8	1 1/2	2 5/8
1	1 1/16	1 1/16 x 1 5/16	1 3/4	3

WORKABLE GAGES (IN.)	
LEG	GAGE
4	2 1/2
3 1/2	2
3	1 3/4
2 1/2	1 3/8
2	1 1/8



TYP. BOLT ASSEMBLY

NOTES:

- ALL DIMENSIONS REPRESENTED IN THE ABOVE TABLES ARE AISC MINIMUM REQUIREMENTS. CONTRACTOR SHALL VERIFY EXISTING CONDITIONS IN FIELD AND NOTIFY ENGINEER IF DISTANCES ARE LESS THAN THOSE PROVIDED.
- THE DIMENSIONS PROVIDED ARE MINIMUM REQUIREMENTS. ACTUAL DIMENSIONS OF PROPOSED MEMBERS WITHIN THESE DRAWINGS MAY VARY FROM THE AISC MINIMUM REQUIREMENTS.
- SHORT SLOT HOLES SHALL ONLY BE USED WHEN DEPICTED IN THE DRAWINGS
- MATCH EXISTING GAGES WHEN APPLICABLE, UNLESS MINIMUM EDGE DISTANCES ARE COMPROMISED.

MASER CONSULTING CONNECTICUT

WILL BE KNOWN AS COLLIER ENGINEERING & DESIGN IN 2021
 Customer Loyalty through Client Satisfaction
 www.maserconsulting.com
 Office Locations:

NEW JERSEY	NEW MEXICO
NEW YORK	MARYLAND
PENNSYLVANIA	GEORGIA
VIRGINIA	TEXAS
FLORIDA	TENNESSEE
NORTH CAROLINA	COLORADO
SOUTH CAROLINA	

Copyright © 2021 Maser Consulting All Rights Reserved. This drawing and all the information contained herein is authorized for use only by the party for whom the services were contracted or to whom it is certified. This drawing may not be copied, reused, disclosed, distributed or relied upon for any other purpose without the express written consent of Maser Consulting.



811 PROTECT YOURSELF

ALL STATES REQUIRE NOTIFICATION OF EXCAVATORS, DESIGNERS, OR ANY PERSON PREPARING TO DISTURB THE EARTH'S SURFACE ANYWHERE IN ANY STATE

Know what's below. Call before you dig.

FOR STATE SPECIFIC DIRECT PHONE NUMBERS VISIT: WWW.CALL811.COM

SCALE: AS SHOWN	JOB NUMBER: 21777477A			
REV	DATE	DESCRIPTION	DRAWN BY	CHECKED BY
0	7/2/2021	ISSUED FOR CONSTRUCTION	HSG	TK

Taqi Khawaja
 CONNECTICUT PROFESSIONAL ENGINEER
 LICENSE NUMBER: PEN 03997
 MASER CONSULTING CONNECTICUT
 C.T. CODE # JPC 0000131
 Digitally signed by Taqi Khawaja
 Date: 2021.07.02 10:53:04

IT IS A VIOLATION OF LAW FOR ANY PERSON, UNLESS THEY ARE ACTING UNDER THE DIRECTION OF THE RESPONSIBLE LICENSED PROFESSIONAL ENGINEER, TO ALTER THIS DOCUMENT.

SITE NAME:

WINCHESTER CT
 467698
 15 OAKDALE AVE
 WINSTED, CT 06098
 LITCHFIELD COUNTY

MT. LAUREL OFFICE
 2000 Hillside Drive
 Suite 100
 Mount Laurel, NJ 08054
 Phone: 856.797.0412
 Fax: 856.722.1120

SHEET TITLE:
MODIFICATION NOTES

SHEET NUMBER:
S-3



PROTECT YOURSELF
ALL STATES REQUIRE NOTIFICATION OF EXCAVATORS, DESIGNERS, OR ANY PERSON PREPARING TO DISTURB THE EARTH'S SURFACE ANYWHERE IN ANY STATE

Know what's below.
Call before you dig.
FOR STATE SPECIFIC DIRECT PHONE NUMBERS VISIT: WWW.CALL811.COM

SCALE: AS SHOWN JOB NUMBER: 2177477A

REV	DATE	DESCRIPTION	DRAWN BY	CHECKED BY
0	7/2/2021	ISSUED FOR CONSTRUCTION	HSG	TK

Taqi Khawaja
Taqi Khawaja
CONNECTICUT PROFESSIONAL ENGINEER
LICENSE NUMBER: PEN 03977
MASER CONSULTING CONNECTICUT
C.T. CIDA #: JPC 000031

Digitally signed by Taqi Khawaja
Date: 2021.07.02 10:53:04

IT IS A VIOLATION OF LAW FOR ANY PERSON, UNLESS THEY ARE ACTING UNDER THE DIRECTION OF THE RESPONSIBLE LICENSED PROFESSIONAL ENGINEER, TO ALTER THIS DOCUMENT.

SITE NAME:

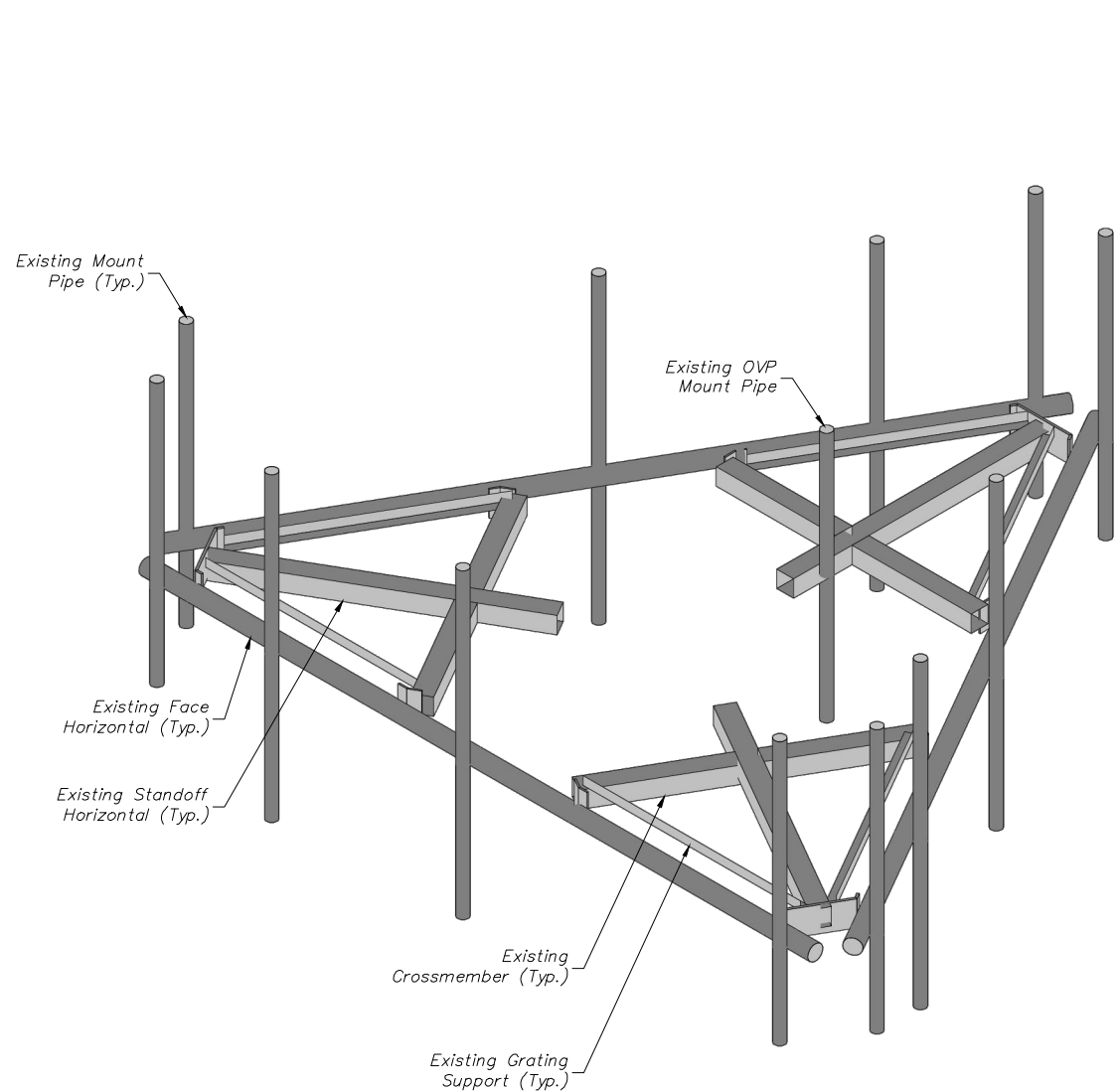
WINCHESTER CT
467698

15 OAKDALE AVE
WINSTED, CT 06098
LITCHFIELD COUNTY

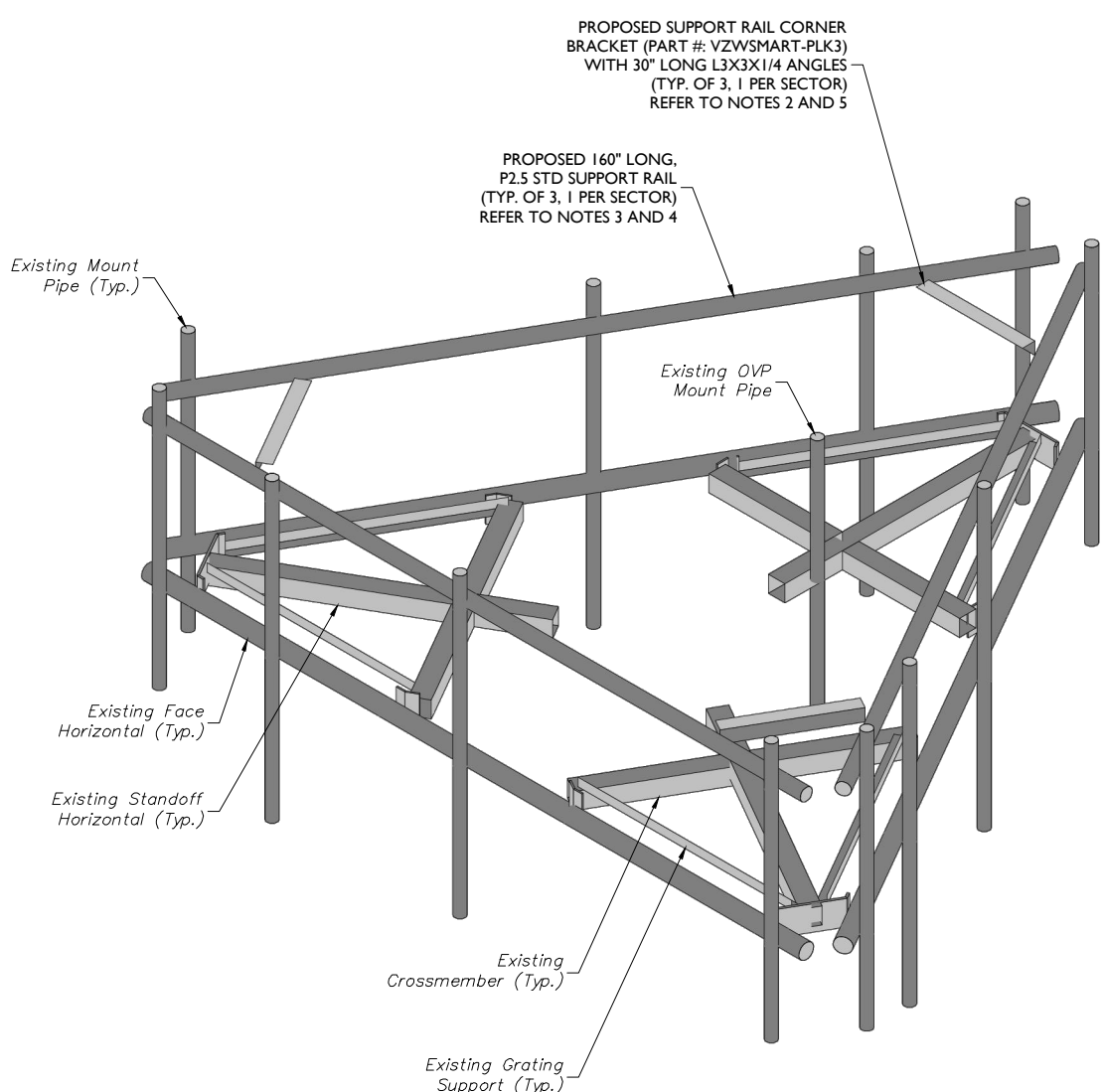
MT. LAUREL OFFICE
2000 Piedmont Drive
Suite 100
Mount Laurel, NJ 08054
Phone: 856.797.0412
Fax: 856.722.1120

SHEET TITLE:
MODIFICATION DETAILS

SHEET NUMBER:
S-4



1 EXISTING PLATFORM ISOMETRIC VIEW
SCALE : N.T.S.



2 PROPOSED PLATFORM ISOMETRIC VIEW
SCALE : N.T.S.

STRUCTURAL NOTES:

- PER THE MOUNT MAPPING COMPLETED BY RKS DESIGN & ENGINEERING, LLC ON 4/19/2021, THE SAFETY CLIMB AND CLIMBING FACILITIES UP TO THE VERIZON MOUNT ELEVATION (125'-0") ARE IN GOOD CONDITION. MASER DOES NOT WARRANT THIS INFORMATION.
- INSTALL SHALL NOT CAUSE HARM TO THE STRUCTURE, CLIMBING FACILITY, SAFETY CLIMB, OR ANY SYSTEM INSTALLED ON THE STRUCTURE. TIMELY NOTICE AND DOCUMENTATION SHALL BE PROVIDED BY CONTRACTORS TO THE EOR (OF STRUCTURAL DESIGN) IF AN OBSTRUCTION WAS REQUIRED TO MEET THE RF SYSTEM DESIGN REQUIREMENTS AND PERFORMANCES.

MODIFICATION NOTES:

- MOUNT MEMBERS NOT SHOWN FOR CLARITY U.N.O.
- CONTRACTOR TO VERIFY THE LENGTH REQUIRED AND TRIM AS NECESSARY IN ACCORDANCE WITH THE 'STRUCTURAL STEEL' NOTES ON SHEET S-2.
- RADIO AND/OR TME POSITIONS SHALL BE ADJUSTED VERTICALLY AS NEEDED IN ORDER TO ACHIEVE INSTALLATION OF HORIZONTAL AS SHOWN. EOR SHALL BE NOTIFIED IF EQUIPMENT NEEDS TO BE RELOCATED TO ANOTHER MOUNT PIPE.
- CONNECT NEW SUPPORT RAIL TO ALL EXISTING VERTICAL MOUNT PIPES WITH CROSSOVER PLATES (PART #: VZWSMART-MSK1).
- CONTRACTOR SHALL CONNECT PROPOSED L3X3X1/4 ANGLES TO CORNER BRACKETS USING THE PROVIDED (8) 5/8" DIA. BOLTS, (4) BOLTS PER CONNECTION.



811 PROTECT YOURSELF
ALL STATES REQUIRE NOTIFICATION OF EXCAVATORS, DESIGNERS, OR ANY PERSON PREPARING TO DISTURB THE EARTH'S SURFACE ANYWHERE IN ANY STATE.
Know what's below. Call before you dig.
FOR STATE SPECIFIC DIRECT PHONE NUMBERS VISIT: WWW.CALL811.COM

SCALE: AS SHOWN	JOB NUMBER: 21777477A			
REV	DATE	DESCRIPTION	DRAWN BY	CHECKED BY
0	7/2/2021	ISSUED FOR CONSTRUCTION	MSG	TK

Taqi Khawaja
CONNECTICUT PROFESSIONAL ENGINEER
LICENSE NUMBER: PEN 03397
MASER CONSULTING CONNECTICUT
C.T. CIDA #: JPC 000031

Digitally signed by Taqi Khawaja
Date: 2021.07.02 10:59:33-04

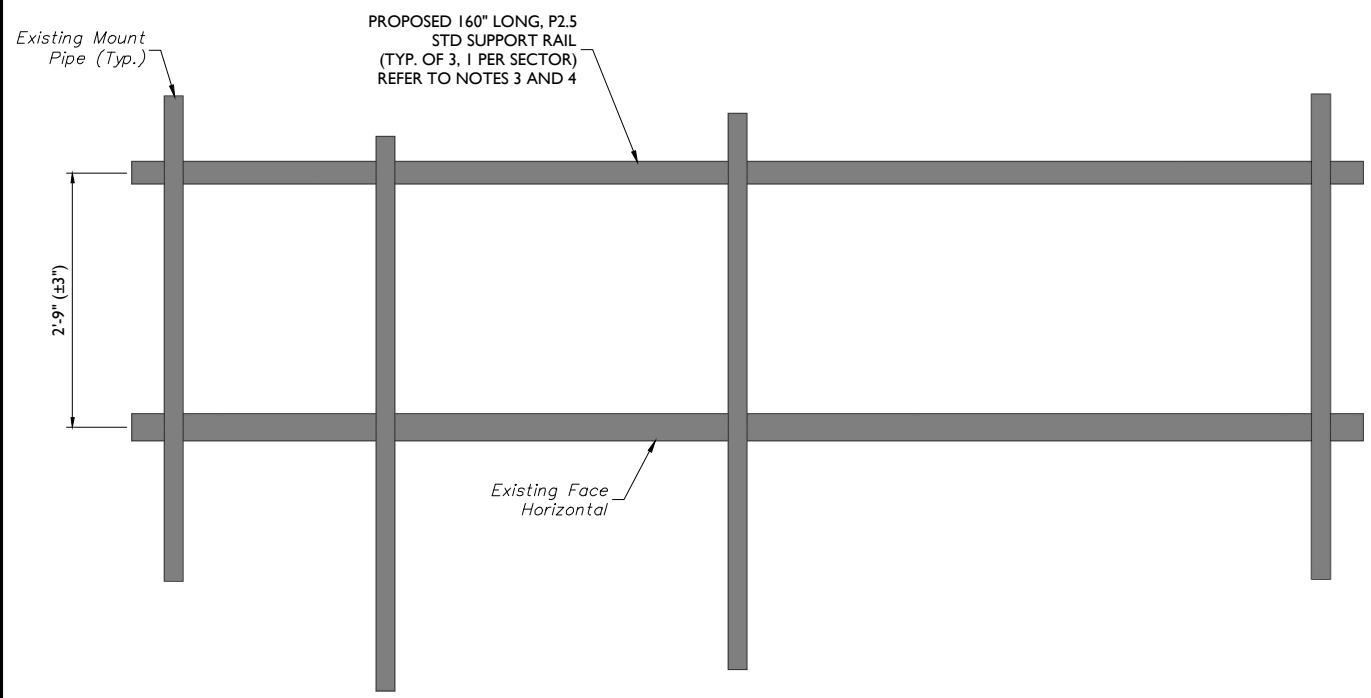
IT IS A VIOLATION OF LAW FOR ANY PERSON, UNLESS THEY ARE ACTING UNDER THE DIRECTION OF THE RESPONSIBLE LICENSED PROFESSIONAL ENGINEER, TO ALTER THIS DOCUMENT.

SITE NAME:
WINCHESTER CT
467698
15 OAKDALE AVE
WINSTED, CT 06098
LITCHFIELD COUNTY

MT. LAUREL OFFICE
2000 Madison Drive
Suite 100
Mount Laurel, NJ 08054
Phone: 856.797.0412
Fax: 856.722.1120

SHEET TITLE:
MODIFICATION DETAILS

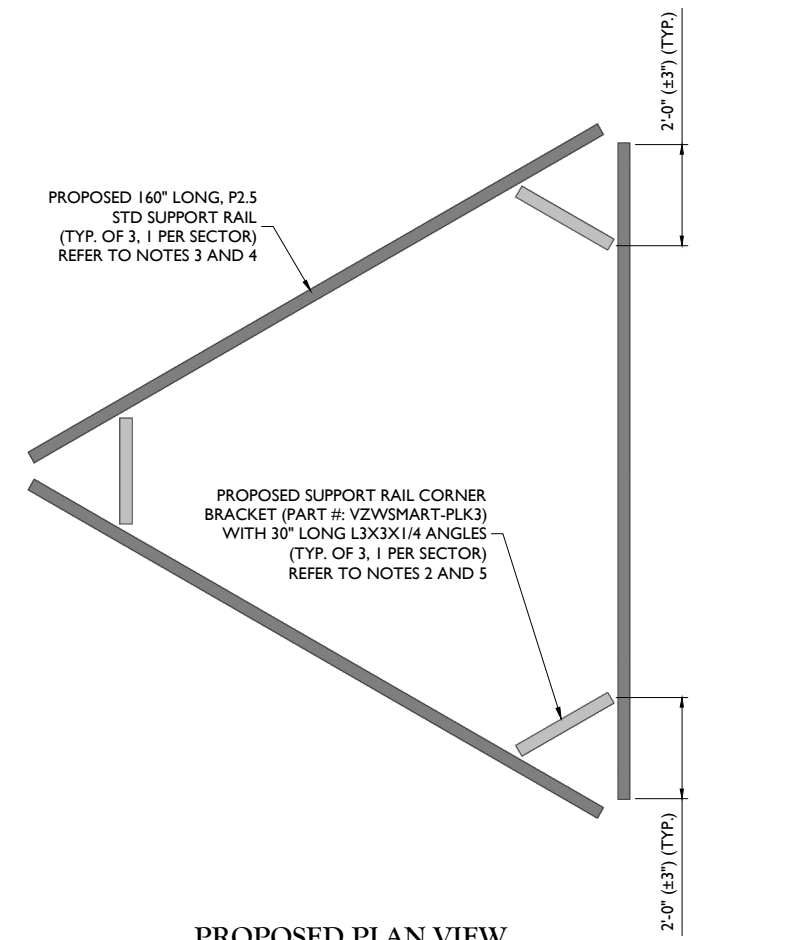
SHEET NUMBER:
S-5



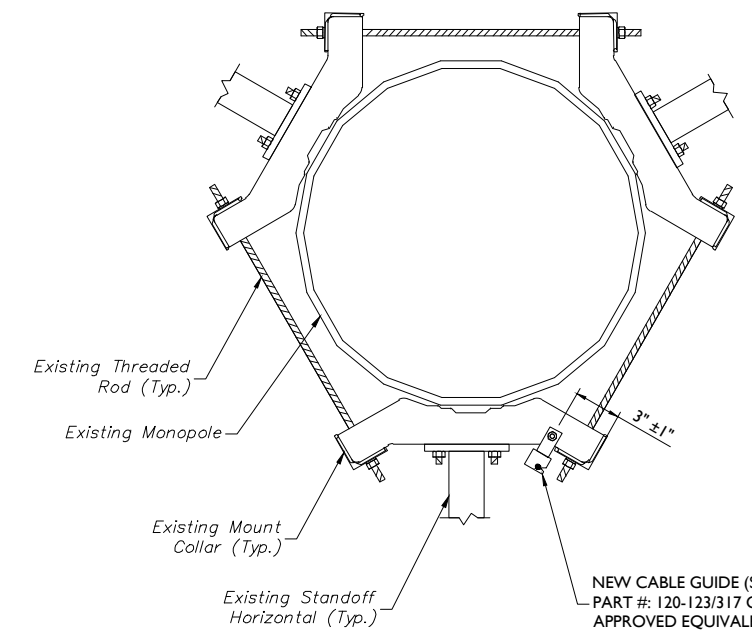
1 PROPOSED FRONT ELEVATION (TYP. ALL SECTORS)
SCALE : N.T.S.

MODIFICATION NOTES:

- MOUNT MEMBERS NOT SHOWN FOR CLARITY U.N.O.
- CONTRACTOR TO VERIFY THE LENGTH REQUIRED AND TRIM AS NECESSARY IN ACCORDANCE WITH THE 'STRUCTURAL STEEL' NOTES ON SHEET S-2.
- RADIO AND/OR TME POSITIONS SHALL BE ADJUSTED VERTICALLY AS NEEDED IN ORDER TO ACHIEVE INSTALLATION OF HORIZONTAL AS SHOWN. EOR SHALL BE NOTIFIED IF EQUIPMENT NEEDS TO BE RELOCATED TO ANOTHER MOUNT PIPE.
- CONNECT NEW SUPPORT RAIL TO ALL EXISTING VERTICAL MOUNT PIPES WITH CROSSOVER PLATES (PART #: VZWSMART-MSK1).
- CONTRACTOR SHALL CONNECT PROPOSED L3X3X1/4 ANGLES TO CORNER BRACKETS USING THE PROVIDED (8) 5/8" DIA. BOLTS, (4) BOLTS PER CONNECTION.



2 PROPOSED PLAN VIEW
SCALE : N.T.S.



3 PROPOSED CABLE GUIDE COLLAR ATTACHMENT - PLAN VIEW
SCALE : N.T.S.




MOUNT PHOTO 1



MOUNT PHOTO 2



MOUNT PHOTO 3



MOUNT PHOTO 4



WILL BE KNOWN AS COLLIER ENGINEERING & DESIGN IN 2021
 Customer Loyalty through Client Satisfaction
 www.maserconsulting.com

- Office Locations:
- NEW JERSEY
 - NEW MEXICO
 - NEW YORK
 - MARYLAND
 - PENNSYLVANIA
 - GEORGIA
 - VIRGINIA
 - TEXAS
 - FLORIDA
 - TENNESSEE
 - NORTH CAROLINA
 - COLORADO
 - SOUTH CAROLINA

Copyright © 2021 Maser Consulting. All Rights Reserved. This drawing and all the information contained herein is authorized for use only by the party for whom the services were contracted or to whom it is certified. This drawing may not be copied, reused, disclosed, distributed or relied upon for any other purpose without the express written consent of Maser Consulting.



811 PROTECT YOURSELF
 ALL STATES REQUIRE NOTIFICATION OF EXCAVATORS, DESIGNERS, OR ANY PERSON PREPARING TO DISTURB THE EARTH'S SURFACE ANYWHERE IN ANY STATE.
 Know what's below. Call before you dig.
 FOR STATE SPECIFIC DIRECT PHONE NUMBERS VISIT: WWW.CALL811.COM

SCALE:	AS SHOWN	JOB NUMBER:	21777477A
REV	DATE	DESCRIPTION	DRAWN BY / CHECKED BY
0	7/2/2021	ISSUED FOR CONSTRUCTION	MSG / TK

Taqi Khawaja
 Taqi Khawaja
 CONNECTICUT PROFESSIONAL ENGINEER
 LICENSE NUMBER: PEN 03997
 MASER CONSULTING CONNECTICUT
 C.T. CIDA # JPC 0000131
 Digitally signed by Taqi Khawaja
 Date: 2021.07.02 10:53:33-04

IT IS A VIOLATION OF LAW FOR ANY PERSON, UNLESS THEY ARE ACTING UNDER THE DIRECTION OF THE RESPONSIBLE LICENSED PROFESSIONAL ENGINEER, TO ALTER THIS DOCUMENT.

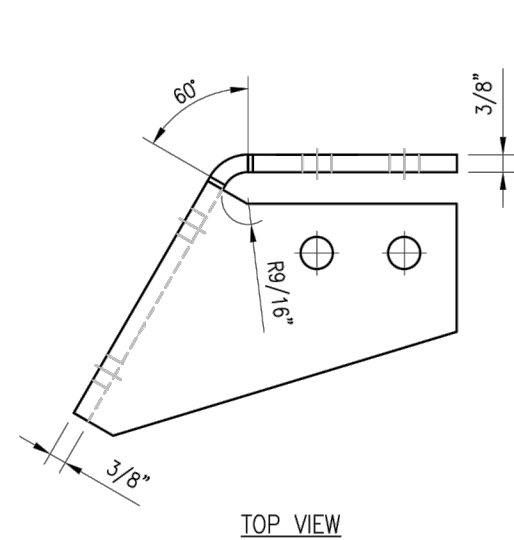
SITE NAME:
 WINCHESTER CT
 467698
 15 OAKDALE AVE
 WINSTED, CT 06098
 LITCHFIELD COUNTY

M MT. LAUREL OFFICE
 2000 Millstone Drive
 Suite 100
 Mount Laurel, NJ 08054
 Phone: 856.797.0412
 Fax: 856.722.1120

SHEET TITLE:
 MOUNT PHOTOS

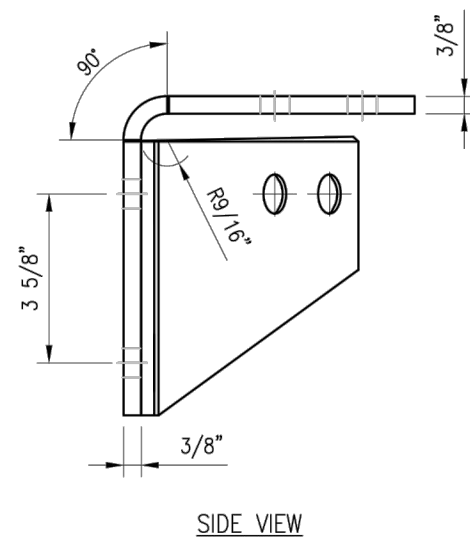
SHEET NUMBER:
 S-6

M:\Projects\151804\151804-0000\WINCHESTER, CT_MountPhoto.dwg, PWS, 2021/04/19/09:06:54 By: HSGA/HAM

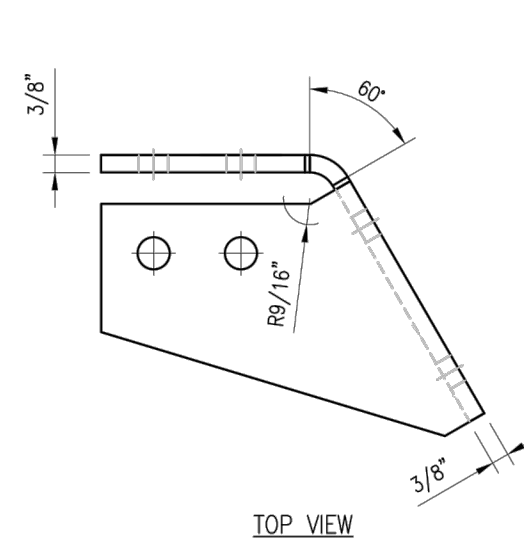


TOP VIEW

CBP-L

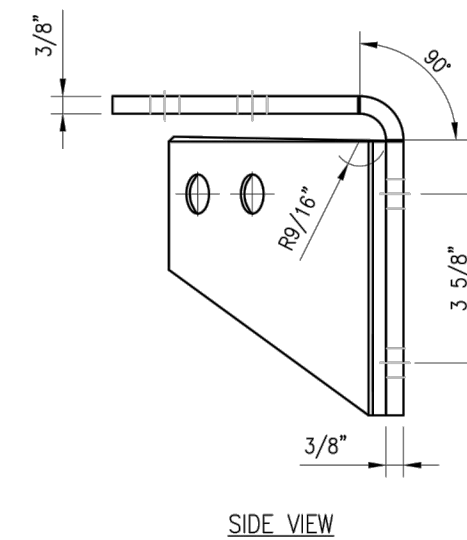


SIDE VIEW



TOP VIEW

CBP-R



SIDE VIEW

NOTES:

- HOT-DIPPED GALVANIZED PER ASTM A123.

VZSMART-PLK3 (SUPPORT RAIL CORNER BRACKET)					
ITEM NO.	QTY.	PART NO.	DESCRIPTION	SHEET #	WT
1	1	CBP-L	CORNER BENT PLATE BRACKET	PLK3-F1	9
2	1	CBP-R	CORNER BENT PLATE BRACKET	PLK3-F1	9
3	4	MS02-625-300-500	RU-BOLT 5/8" X 3" I.W. X 5" I.L. A36 (OR EQUIV.)	RBC-1	5
4	8	---	BOLT 5/8" X 2" A325	---	3
5	16	FW-625	5/8" HDG USS FLAT WASHER	---	1
6	16	LW-625	5/8" HDG LOCK WASHER	---	0
7	16	NUT-625	5/8" HDG HEX NUT	---	2
GALVANIZED WT					30

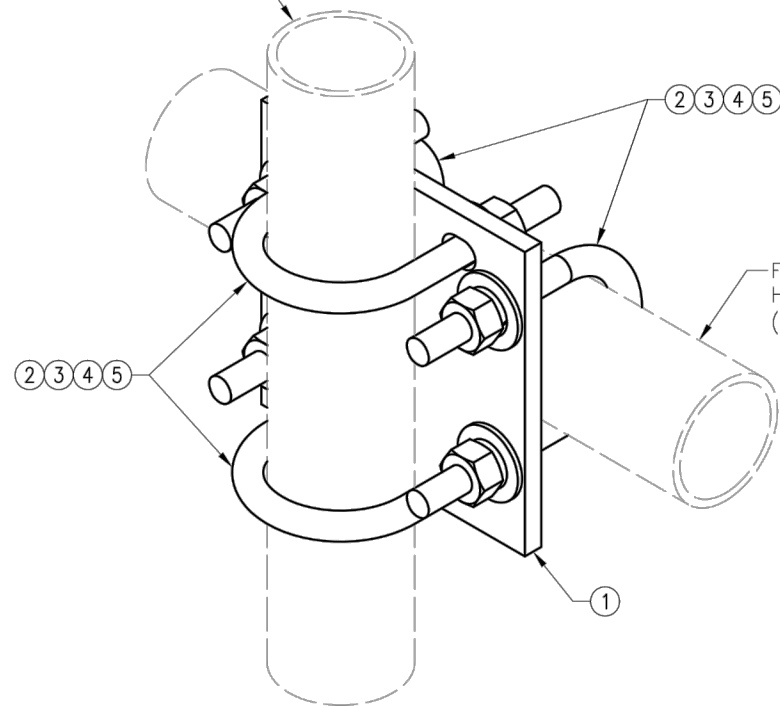
DRAWN BY: H.R CHECKED BY: HMA

REV.	DESCRIPTION	BY	DATE
1	FIRST ISSUE	H.R	05/08/20

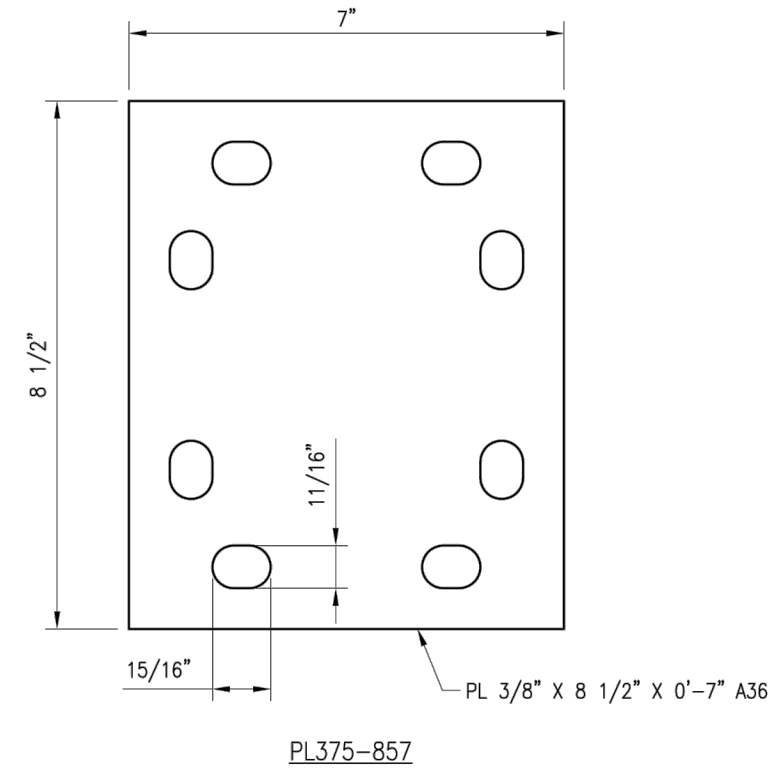
SHEET TITLE:
**VZSMART-PLK3
 SUPPORT RAIL CORNER
 BRACKET**

SHEET NUMBER: **VZSMART-PLK3** REV #: **0**

FITS 2.375" O.D. AND 2.875" O.D.
 VERTICAL PIPE.
 (NOT INCLUDED IN THIS KIT)



FITS 2.375" O.D. AND 2.875" O.D.
 HORIZONTAL PIPE.
 (NOT INCLUDED IN THIS KIT)



PL375-857

DRAWN BY: H.R. | CHECKED BY: HMA

REV.	DESCRIPTION	BY	DATE
1	FIRST ISSUE	H.R.	05/08/20

SHEET TITLE:

VZSMART-MSK1
 CROSSOVER PLATE

SHEET NUMBER: VZSMART-MSK1 | REV #: 0

VZSMART-MSK1 (CROSSOVER PLATE)					
ITEM NO.	QTY.	PART NO.	DESCRIPTION	SHEET #	WT
1	1	PL375-857	PL 3/8" X 8 1/2" X 0'-7" A36	MSK1-F1	6
2	4	MS02-625-300-500	RU-BOLT 5/8" X 3" I.W. X 5" I.L. A36 (OR EQUIV.)	RBC-1	5
3	8	FW-625	5/8" HDG USS FLAT WASHER	---	1
4	8	LW-625	5/8" HDG LOCK WASHER	---	0
5	8	NUT-625	5/8" HDG HEX NUT	---	1
GALVANIZED WT					14

NOTES:
 1. HOT-DIPPED GALVANIZED PER ASTM A123.

Site Name: **WINCHESTER E CT**
 Cumulative Power Density

Operator	Operating Frequency	Number of Trans.	ERP Per Trans.	Total ERP	Distance to Target	Calculated Power Density	Maximum Permissible Exposure*	Fraction of MPE
	(MHz)		(watts)	(watts)	(feet)	(mW/cm ²)	(mW/cm ²)	(%)
VZW 700	751	4	621	2483	125	0.0057	0.5007	1.14%
VZW CDMA	877.26	2	499	998	125	0.0023	0.5848	0.39%
VZW Cellular	874	4	708	2830	125	0.0065	0.5827	1.12%
VZW PCS	1975	4	1513	6051	125	0.0139	1.0000	1.39%
VZW AWS	2120	4	1484	5936	125	0.0137	1.0000	1.37%
VZW CBAND	3730.08	4	6531	26125	125	0.0601	1.0000	6.01%
Total Percentage of Maximum Permissible Exposure								11.42%

*Guidelines adopted by the FCC on August 1, 1996, 47 CFR Part 1 based on NCRP Report 86, 1986 and generally on ANSI/IEEE C95.1-1992

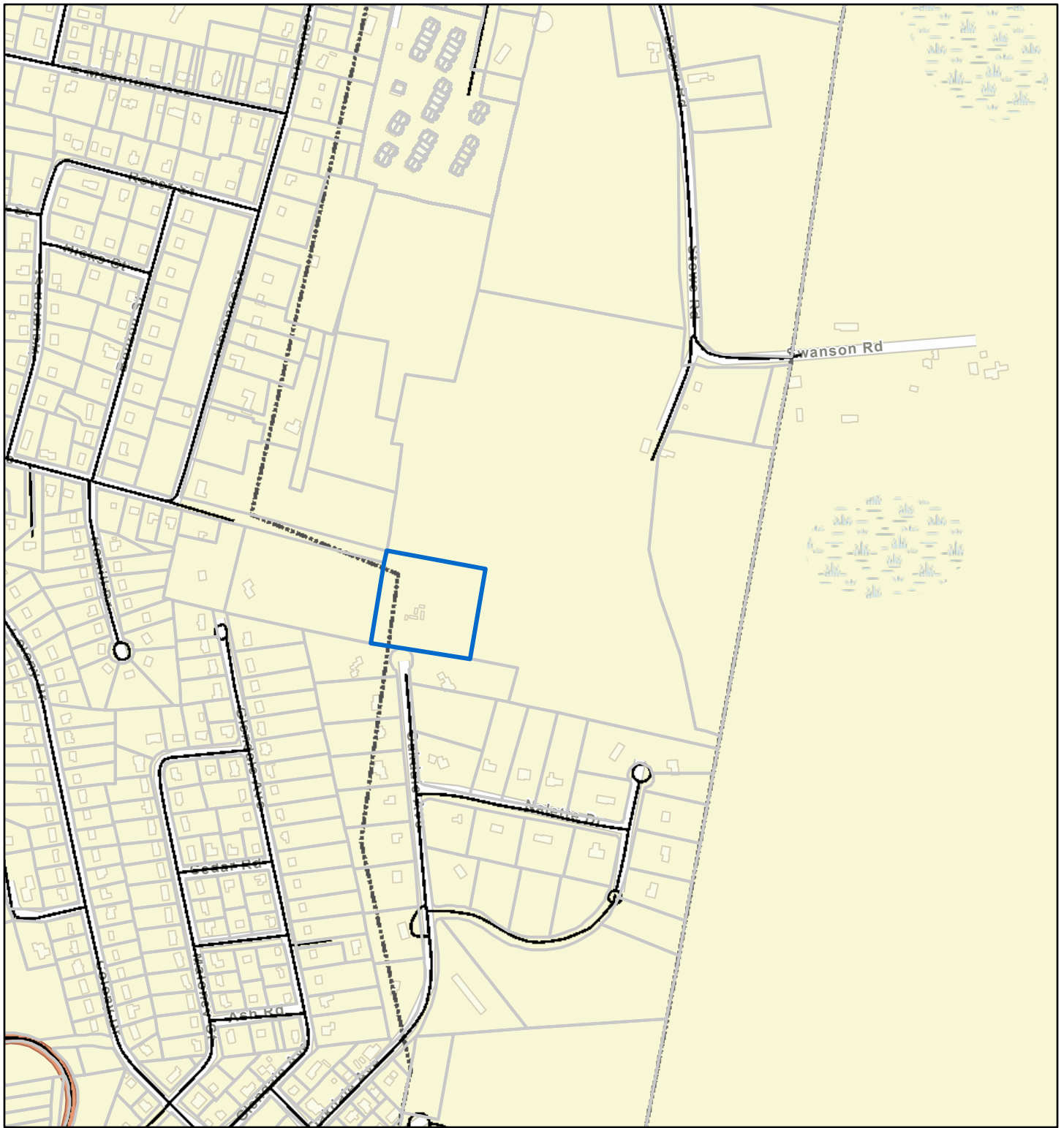
**Calculation includes a -10 dB Off Beam Antenna Pattern Adjustment pursuant to Attachments B and C of the Siting Council's November 10, 2015 Memorandum for Exempt Modification filings

MHz = Megahertz

mW/cm² = milliwatts per square centimeter

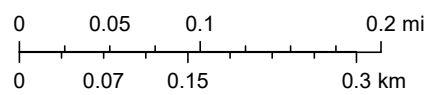
ERP = Effective Radiated Power

Absolute worst case maximum values used.



August 13, 2021

1:9,028



Sources: Esri, HERE, Garmin, FAO, NOAA, USGS, © OpenStreetMap contributors, and the GIS User Community



108 OAKDALE AVE

Property Detail

Current Owner

Name: STOW WILLIAM P REVOCABLE TRUST

Mailing Address: PO BOX 723597
ATLANTA, GA 31139

Physical Address: 108 OAKDALE AVE

Property ID #: 028 151 002-1

Total Acres: 3.39

Zoning: RR

Deed Book No: 411

Deed Book Page: 779

Valuation and Sales

Land	Building	Total Value
\$76,720	\$9,450	\$101,150
Sale Price	Sale Date	
N/A	03/12/2013	

Building

Year Built: 2004

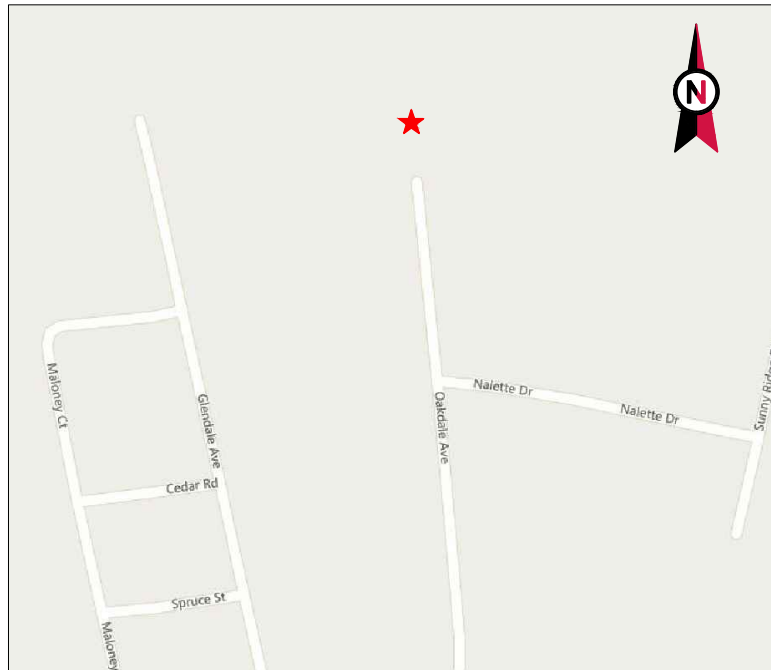
House Style: Warehse Prefab

Residential Area: 360

Story Height: 1

Number of Rooms: 0

Building Area: 720

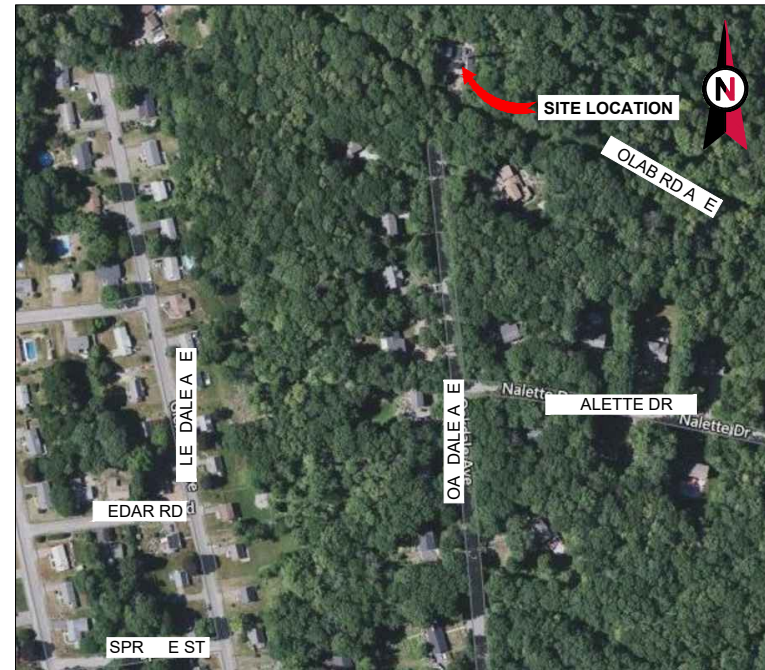


REGIONAL MAP



AMERICAN TOWER®

AMERICAN TOWER
 MEMBER
 RELEASES ALL RIGHTS
 MEMBER
 SITE ADDRESS: 11490 BLUEGRASS PKWY, LOUISVILLE, KY 40299
 SITE



LOCATION MAP

RELEASES ALL RIGHTS
 MEMBER
 SITE ADDRESS: 11490 BLUEGRASS PKWY, LOUISVILLE, KY 40299
 SITE



POD
 POWER OF DESIGN
 11490 BLUEGRASS PKWY
 LOUISVILLE, KY 40299
 502-437-5252

REV.	DESCRIPTION	BY	DATE
1	PRELIMINARY	E	
2	CONSTRUCTION	M	
3			
4			
5			

MEMBER

AMERICAN TOWER

RELEASES ALL RIGHTS
 MEMBER
 SITE ADDRESS: 11490 BLUEGRASS PKWY, LOUISVILLE, KY 40299
 SITE

SEAL



DATE DRAWN	
DATE CHECKED	
DATE REVISION	
DATE APPROVED	
DATE SUBMITTED	

TITLE SHEET

MEMBER

COMPLIANCE
 ALL WORK SHALL BE PERFORMED AND MATERIALS STALLED
 ACCORDANCE WITH THE REQUIREMENTS OF THE
 LOCAL ORDINANCES AS ADOPTED BY THE LOCAL
 GOVERNMENT. THE CONTRACTOR SHALL BE RESPONSIBLE
 FOR OBTAINING ALL NECESSARY PERMITS AND APPROVALS
 FROM THE LOCAL GOVERNMENT.
 THE CONTRACTOR SHALL BE RESPONSIBLE FOR OBTAINING
 ALL NECESSARY PERMITS AND APPROVALS FROM THE
 LOCAL GOVERNMENT.
 THE CONTRACTOR SHALL BE RESPONSIBLE FOR OBTAINING
 ALL NECESSARY PERMITS AND APPROVALS FROM THE
 LOCAL GOVERNMENT.

UTILITY COMPANIES
 POWER COMPANIES
 TELEPHONE COMPANIES



PROJECT SUMMARY
 SITE ADDRESS
 11490 BLUEGRASS PKWY
 SITE
 PROJECT LOCATION
 PROJECT COORDINATES
 LATITUDE
 LONGITUDE
 PROJECT ELEVATION

PROJECT TEAM
 PROJECT MANAGER
 PROJECT ENGINEER
 PROJECT ARCHITECT
 PROJECT CONSULTANT
 PROJECT CONTRACTOR

PROJECT DESCRIPTION
 THE PROPOSED PROJECT IS A MODERN, HIGH-QUALITY
 COMMERCIAL BUILDING TO BE CONSTRUCTED ON A
 2.5-ACRE PARCEL. THE PROJECT WILL CONSIST OF
 A 100,000-SQ-FOOT BUILDING WITH A 10-FOOT
 CLEAR HEIGHT. THE BUILDING WILL BE USED FOR
 COMMERCIAL PURPOSES. THE PROJECT IS SCHEDULED
 TO BE COMPLETED BY THE END OF 2021.

PROJECT NOTES
 THE CONTRACTOR SHALL BE RESPONSIBLE FOR OBTAINING
 ALL NECESSARY PERMITS AND APPROVALS FROM THE
 LOCAL GOVERNMENT.
 THE CONTRACTOR SHALL BE RESPONSIBLE FOR OBTAINING
 ALL NECESSARY PERMITS AND APPROVALS FROM THE
 LOCAL GOVERNMENT.
 THE CONTRACTOR SHALL BE RESPONSIBLE FOR OBTAINING
 ALL NECESSARY PERMITS AND APPROVALS FROM THE
 LOCAL GOVERNMENT.

SHEET NO.	DESCRIPTION	REV.	DATE	BY	
					SHEET DESCRIPTION
1	TITLE SHEET				M
2	GENERAL NOTES				M
3	DETAILED SITE PLAN				M
4	UTILITY ELEVATION				M
5	FOUNDATION DETAILS				M
6	FOUNDATION DETAILS				M
7	FOUNDATION DETAILS				M
8	FOUNDATION DETAILS				M
9	FOUNDATION DETAILS				M
10	FOUNDATION DETAILS				M

E ERAL O STR TO OTES

O ER R S ED MATERIALS ER O RELESS T E OMPA Y LL PRO DE A D T E O TRA TOR LL STALL
A. BTS E PME T RAME PLAT ORM A D EBRD ES ELTER RO D
B. A TEL O TER A EBO PP
E BRD E ABLE TRAY T O ER RO DB LD OLO ATEO LY
TO R S A D STALL OR ROO TOP STALLATO
D. TO ERS MO OPOLES
E. TO ERL T
E ERATORS L DPROPA ETA
A TE ASTA DARD BRA ETS RAMESA DP P ES OR MO T
A TE AS STALLED BY OT ERS
TRA SMSSO L E
TRA SMSSO L E MPERS
TRA SMSSO L E O E TORS T EAT ERPROO TS
L. TRA SMSSO L E RO D TS
M. A ERS
OST RPS
O. BTS E PME T

T E O TRA TOR S RESPO SBLE TO PRO DE ALL OT ER MATERIALS OR T E
OMPLETE STALLATO O T ESTE LD BT OT L M TED TO S
MATERIALS AS E STR T RAL STEELS PPORT S B RAME OR PLAT ORM
ROO LABOR A D MATERIALS RO D R S RO D RES
OPPER LAD OR T EM AL RO D RODS B SS BARS TRA S ORMERS A D
DS O E TS T ES ERE APPL ABLE TEMPORARY ELE TR AL PO ER
O D T LA DS AP OMPO DSTO E RA ES ORE DR LL SLEEPERS A D
R BBER MATT REBAR O RETE ASSO S PADS A D ORA ER MO TS
MS ELLA EO S ASTE ERS ABLE TRAYS O STA DARD A TE A RAMESA D
ALL OT ER MATERIAL A D LABOR RE RED TO OMPLE T E T E OBA ORD TO
T E DRA S A D SPE AT O S T S T EPOSTO O ER O RELESS TO
APPLY OR PERMIT T A D O TRA TOR RESPO SBLE OR P PA D PAYME T
O RE RED PERM TS.

ALL OR S ALL O ORM TO ALL RRE TAPPL ABLE EDERAL STATE A D LO AL
ODES LD A SEATA A D OMPLY T AT O STR TO
SPE AT O S.

O TRA TOR S ALL O TA TLO AL OR DE T AT O O DER RO D
TLTES PROR TO STARTO O STR TO.

O TRA TOR S ALL BE RESPO SBLE OR OORD AT ALL RE RED
SPE TO S.

ALL DME SO STO O A DO E ST B LD S DRA A E STR T RES A D
STE MPRO EME TSS ALL BE ER ED ELDBY O TRA TOR T ALL
DS REPA ES REPORTED TO T E E EER.

DO OT A ES EOR SPA O STR T RALELEME TS.

DETAILS O ARE TYP AL SMLAR DETAILS APPLY TO SMLAR O D TO S LESS
OT ER SE OTED.

T ESE DRA SDO OT L DE E SSARY OMPO E TS OR O STR TO
SA ETY S ALL BET E SOLE RESPO SBLY T O T E O TRA TOR.

O TRA TOR S ALL BRA E STR T RES T L ALL STR T RALELEME TS E EED
OR STAB LTY ARE STALLED. T ESE ELEME TS ARE AS OLLO S LATERAL BRA
A OR BOLTS ET.

O TRA TOR S ALL DETERM EE A TLO AT O O E ST TLTES RO DS
DRA S DRA P P ES E TS ET . BE ORE OMM E OR.

ORRE TLY ABR ATED DAMA ED OR OT ER SEMS TT OR
O O ORM MATERIALS OR O D TO SS ALL BE REPORTED TO T E ER O
RELESS REP PR OR TO REMED AL OR ORRE T EA TO . A YS REMEDAL
A TO S ALL RE RE RTE APPRO AL BY T E ER O RELESS REP PR OR TO
PRO EED.

EA O TRA TOR S ALL OOPERATE T T E ER O RELESS REP A D
OORD ATE S OR T T E OR O OT ERS.

O TRA TOR S ALL REPARA Y DAMA E A SED BY O STR TO O T S
PRO E T TO MAT E ST PRE O STR TO O D TO S T O T ES AT S A TO
O T E ER O RELESS O STR TO MA A ER.

ALL ABLE O D T TRY E T PORTS S ALL BE EAT ERPROO ED D R
STALLATO S ASL O ESEALA T.

ERE E ST O D TO SDO OT MAT T OSES O T SPLA SET
O TRA TOR S ALL OT Y T E ER O RELESS REPA DE EERO RE ORD
MMEDATELY.

O TRA TOR S ALLE S REALLS B O TRA TORS ARE PRO DED T A OMPLETE
A D RRE T SETO DRA S A D SPE AT O S OR T S PRO E T.

O TRA TOR S ALL REMO E ALL R BBS A D DEBR S ROM T ESTE AT T E E D O
EA DAY.

O TRA TOR S ALL OORD ATE OR S ED LE T AMER A TO ER
ORPORATO AT A DTA EPRE A TO STOM M E MPA TA D DSR P TO O
OT ERO PA TSO T E A LTY.

O TRA TOR S ALL R S ER O RELESS A DAMER A TO ER
ORPORATO AT T APD MAR ED PAS B LT SETO DRA S PO
OMPLET O O OR.

LL STALL ALL TEMS PRO DED.
E AL.

PR OR TO S BMSSO O BD O TRA TOR S ALL OORD ATE T ER O
RELESS REP TO DETERM E A Y PERM TS LL BE OBT A ED BY O TRA TOR.
ALL RE RED PERM TS OT OBT A ED BY ER O RELESS M ST BE OBT A ED A D
PAD OR BY T E O TRA TOR.

O TRA TOR S ALL STALL ALL STES A E A ORDA E T ER O
RELESS SPE AT O SA DRE REME TS.

O TRA TOR S ALL S BMT ALL S OP DRA STO ER O RELESS OR RE E
A D APPRO AL PROR TO ABR AT O.

ALLE PME TS ALL BE STALLED A ORD TO MA A T RERS
SPE AT O SA D LO AT EDA ORD TO ER O RELESS SPE AT O S
A DASSO T ESEPLA S.

T E O TRA TOR S ALLS PER SEA D DRE TT E PRO E T DES R BED ERE
T E O TRA TOR S ALL BE SOLELY RESPO SBLE OR ALL T E O STR TO
MEA S MET ODS TE ES SE E ESA D PRO ED RESA D OR
OORD AT ALL PORTO S O T E OR DERT E O TRA T.

O TRA TOR S ALL OT Y ER O RELESS REP AM M MO O RS
AD A EO POR O RETE OR BA LL A Y DER RO D TLTES
O DATO SOR SEAL A Y ALL LOOR OR ROO PE ETRATO S OR
E EER RE E A D APPRO AL.

O TRA TOR S ALL BE RESPO SBLE OR STESA ETY LD OMPLA E T
ALL APPL ABLE OS A STA DARDS A DRE OMM E DAT O SA DS ALL PRO DE ALL
E ESSARY SA ETY DE ES LD PPEA DPPMA D O STR TO DE ES
S AS EL D A D REPRE E TO TEMPORARY S OR S A OLD
TRE BO ES SLOP BARR ERS ET.

T E O TRA TOR S ALL PROTE TAT SO E PE SE ALLE ST A LTESA D
S O SE OR LABLE TO RYDR T E O STR TO PER OD. A Y
DAMA E A SED BY E LE TO T EPART O T S O TRA TOR OR S
REPRESE TAT ES OR BY T E ELEME TSD E TO E LE TO T EPART O T S
O TRA TOR OR S REPRESE TAT ES ET ER TOT EE ST OR OR TO S
OR OR T E OR O A YOT ER O TRA TOR S ALL BE REPA RED AT S
E PE SE TO T E O ERS SAT S A TO.

ALL OR S ALL BE STALLED A RST LASS EATA D OR MA L E MA ER
BY ME A SS LLED T E TRADE OL ED T E ALTY O OR MA S P
S ALL BE B E TTOT E APPRO ALO T E ER O RELESS REP A Y OR
O D BY T E ER O RELESS REP TO BE O ER OR ALTYA D OR
OR MA S P S ALL BE REPLA ED A D OR RE OR EDAT O TRA TORE PE SE
TL APPRO AL S OBT A ED.

ORDER TO ESTABL S STA DARDS O ALTYA D PER ORMA E ALL TYPES O
MATERIALS L STED ERE A TER BY MA A T RERS AMESA D OR
MA A T RERS ATALO MBER S ALL BE PRO DED BY T ESE MA A T RERS
AS SPE ED.

ER O RELESS R S ED E PME TS ALL BE P ED PATTE ER O
RELESS ARE O SE OLATER A RA TER BE OT ED S RED
STORED RATE PROTE TED A D STALLED BY T E O TRA TOR T ALL
APP RTE A ES RE RED TO PLA E T EE PME T OPERATO READY OR
SE T E O TRA TOR S ALL BE RESPO SBLE OR T EE PME TA TERP T
P.

ER O RELESS OR SAR TE TE EER RESER EST ER T TO RE E T
A YE PME TOR MATERIALS SO OP O ARE OT OMPLA E
T T E O TRA T DO ME TS ET ER BE ORE OR A TER STALLATO A D T E
E PME TS ALL BE REPLA ED T E PME T O ORM TOT E
RE REME TSO T E O TRA T DO ME TS BY T E O TRA TOR AT O OST TO
ER O RELESS OR T ER AR TE TE EER.

SPE AL O STR TO
ATE A STALLATO OTES

OR L DED

A. A TE A A D OA AL ABLES ARE R S ED BY ER O RELESS DER
ASEPARATE O TRA T T E O TRA TOR S ALL ASS STA TE A
STALLATO O TRA TOR TERMS OD OORD AT O A D STEA ESS.
ERE TO S B O TRA TOR S ALL BE RESPO SBLE OR T E PROTE TO O
PERSO ELA D

B. STALLA TE AAS D ATEO DRA S A D ER O RELESS
SPE AT O S.

STALL AL A ED STEELA TE AMO TSAS D AT EDO DRA S

D. STALL R S ED AL A ED STEEL OR AL M M A E DE.

E. O TRA TOR S ALL PRO DE O R SETS O S EEP TESTS S
ART PA ARD BR S ALAR ET OR A ALY ER S BMT RE E Y
DOMA RE LE TOMETER DR TESTS RES LTS TO T E PRO E T MA A ER.
S EEP TESTS S ALL BE AS PER ATTA ED R S M M M ELD TEST
RE OMM E DED ORA TE A A D ELA OA AL ABLE SYSTEMS DATED
TEST S ALL BE PER ORMED BY A DEPE DE T TEST SER E
A D BE BO DA DS BMTTED T O E EE O OR OMPLETO.

STALL OA AL ABLES A D TERM AT BET EE A TE ASA D
E PME T PER MA A T RERS RE OMM E DAT O S. EAT ERPROO ALL
O E TO SBET EE T EA TE AA DE PME T PER MA A T RERS
RE REME TS. TERM ATE ALL OA AL ABLE T REE EET E ESS O
E TRY PORT LO AT O LESS OT ER SE STATED.

A TE A A D OA AL ABLE RO D

ALLE TER OR REED RO D RE DASY A " O E TO SARE TO BE
EAT ER SEALED T R S O E TORS SPL E EAT ERPROO T OR

ALL OA AL ABLE RO D TS ARE TO BE STALLED O STRA TR SO
OA AL ABLE OT T BE DS



11490 BLUEGRASS PKWY
LOUISVILLE, KY 40299
502-437-5252

Table with columns: RE, DES RPT O, BY, DATE. Rows include PREL M, O STR TO, M.

AT STE MBER
AT STE AME
ESTER T
ER O RELESS STE AME
ALL ORD
STE ADDRESS
OA DALE A E E
STED T




Table with columns: DATE DRA, AT OB O, STOMER D, STOMER. Values include ALL ORD.

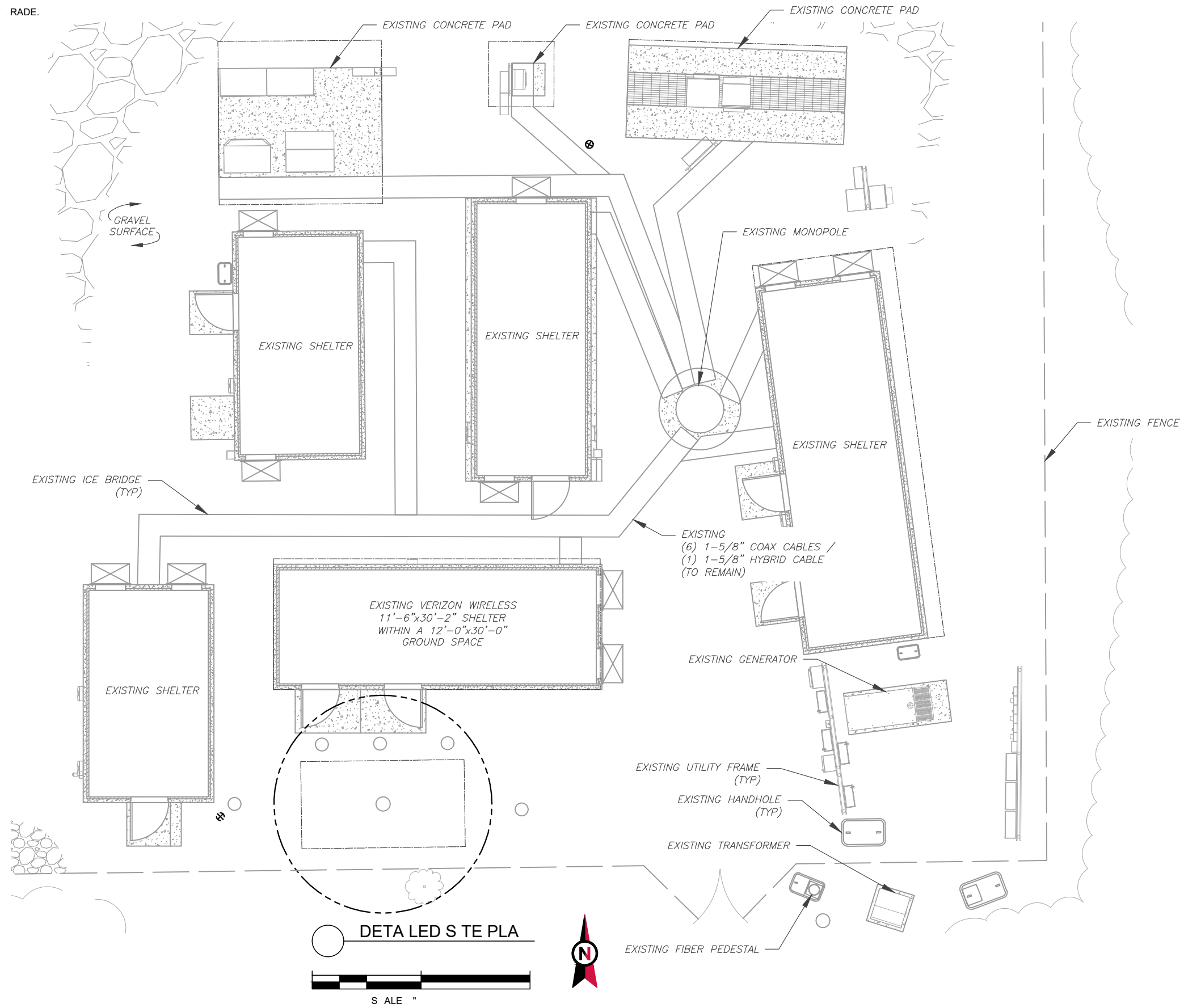
T TLE S EET
S EET MBER RE SO

ALL DISCREPANCIES FROM WHAT IS SHOWN ON THESE
CONSTRUCTION DRAWINGS SHALL BE COMMUNICATED TO ATC
ENGINEERING IMMEDIATELY FOR CORRECTION OR RE-DESIGN.
FAILURE TO COMMUNICATE DIRECTLY WITH ATC ENGINEERING OR
ANY CHANGES FROM THE DESIGN CONDUCTED WITHOUT PRIOR
APPROVAL FROM ATC ENGINEERING SHALL BE THE SOLE
RESPONSIBILITY OF THE GENERAL CONTRACTOR.

STEP LAYOUT NOTES

THIS STEP LAYOUT REPRESENTS THE BEST PRACTICE FOR THE INSTALLATION OF THE EQUIPMENT ON THE EXISTING CONCRETE PADS. THE EQUIPMENT SHALL BE INSTALLED ON THE EXISTING CONCRETE PADS AS SHOWN. THE EQUIPMENT SHALL BE INSTALLED ON THE EXISTING CONCRETE PADS AS SHOWN. THE EQUIPMENT SHALL BE INSTALLED ON THE EXISTING CONCRETE PADS AS SHOWN.

LEGEND	
⊗	ROD TEST POINT
⊙	ANTENNA
⊕	BOLLARD
⊖	ELLIPSE
⊗	DSO
⊕	ELECTRICAL
⊖	GENERATOR
⊗	GENERATOR ELECTRICAL
⊕	BRIDGE
⊖	CONTROL
⊗	METER
⊕	PULLBOX
⊖	POLE
⊗	TELEPHONE
⊕	TRANSFORMER
⊖	WALL



REV.	DESCRIPTION	BY	DATE
1	PRELIM	E	
2	CONSTRUCTION	M	
3			
4			
5			

AT STATE MEMBER

AT STATE MEMBER ESTER T


ORDER RELEASE STATE MEMBER

ALL ORDER

STATE ADDRESS

ORDER DATE

STREET



DATE DRAWN	
DATE OBJECT	
DATE ORDER	ALL ORDER
DATE ORDER	

DETAILED SITE PLAN

STATE MEMBER

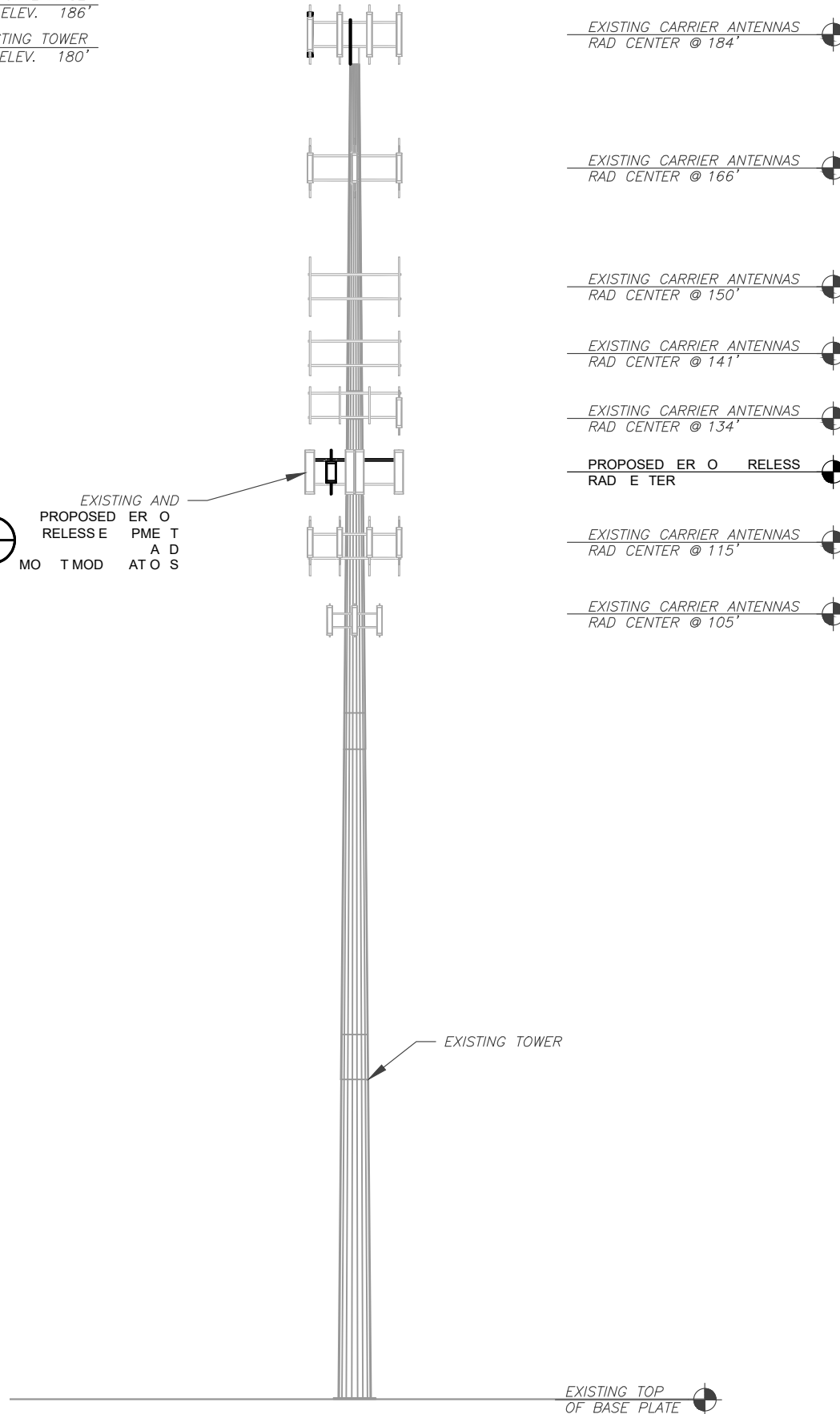
ORDER

Copyright © 2021 ATC IP, LLC. All Rights Reserved.

TOP OF EXISTING
HIGHEST APPURTENANCE
ELEV. 186'

TOP OF EXISTING TOWER
ELEV. 180'

EXISTING AND
PROPOSED ER O
RELESS E PME T
A D
MO T MOD AT O S



PER MO T A ALYS S O M P L E T E D B Y M A S E R
O S L T O E T T D A T E D
T E E S T M O T M S T B E M O D E D T O
A D E A T E L Y S P P O R T T E P R O P O S E D
L O A D . T E M O T M O D A T O D E T A L E D
A T T E E D O T S P L A S E T M S T B E
S T A L L E D P R O R T O T E S T A L L A T O O T E
P R O P O S E D A T E A S A D O T E R E P M E T

TO ER O T E
T S T E O T R A T O R S R E S P O S B L T Y T O
O R M T T E P R O E T M A A E R T A T
T E Y A E T E M O S T R E E T E R S O O T E
S T R T R A L A A L Y S S B E O R E O M M E
O R . E S T A D P R O P O S E D T O E R
A P P R T E A E S M O T S A D A T E A S A R E
S O B A S E D O T E S T R T R A L A A L Y S S .
E R E A P P L A B L E A L L E A T E A S
E P M E T M O T S A B L E T . S A L L B E
P A T E D S O E D T O M A T E S T E P M E T
A O R D A E T A A R S D T O A D O R
O T E R L O A L R E R E M E T S .
T O E R E L E A T O S A R E M E A S R E D R O M T O P
O B A S E P L A T E T O M A T S T R T R A L
A A L Y S S . E L E A T O S D O O T R E L E T T R E
A B O E R O D L E E L A . L .

TO E R E L E A T O
S A L E . T . S .



11490 BLUEGRASS PKWY
LOUISVILLE, KY 40299
502-437-5252

RE .	DES RPT O	BY	DATE
△	PREL M	E	
△	O STR T O	M	
△			
△			
△			

AT S T E M B E R

AT S T E A M E
E S T E R T

ER O R E L E S S T E A M E

A L L O R D

S T E A D D R E S S
O A D A L E A E E
S T E D T

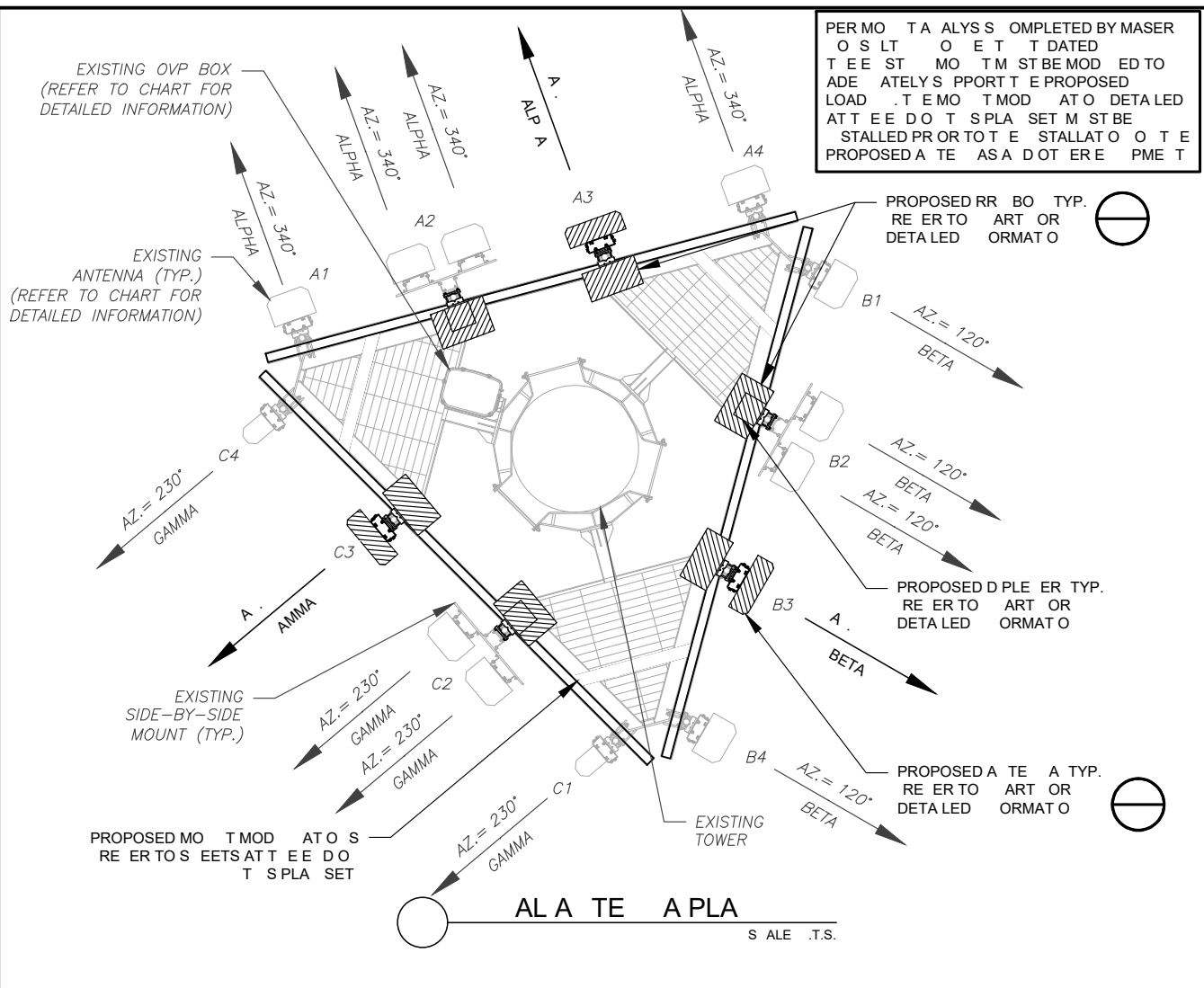
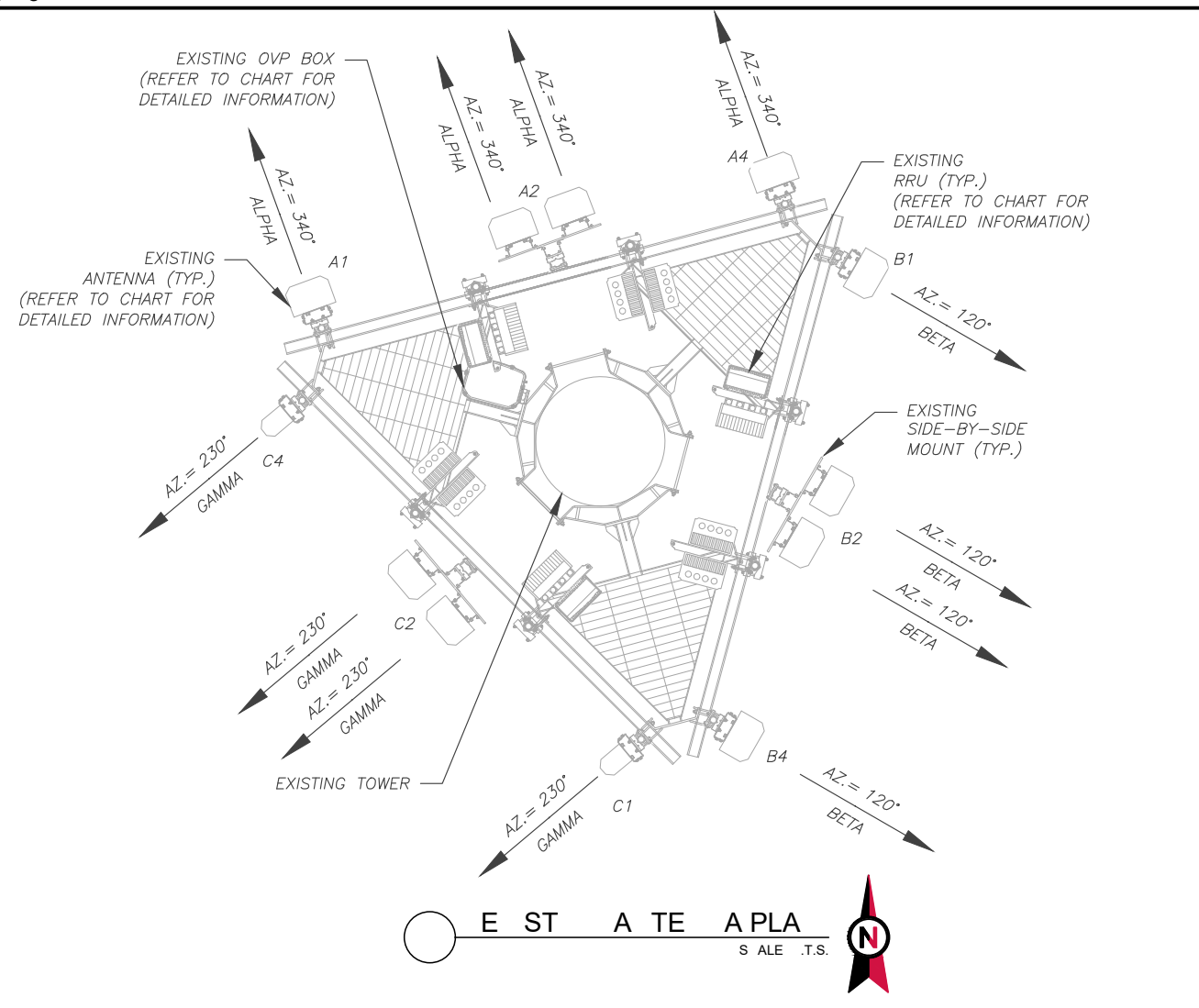
SEAL



DATE DRA	
AT O B O	
STOMER D	A L L O R D
STOMER	

TO E R E L E A T O

S E E T M B E R R E S O



PERMITS ANALYSIS COMPLETED BY MASER CONSULTANTS INC. DATED 10/26/2021. THIS DOCUMENT IS BEING MODIFIED TO ACCURATELY REPRESENT THE PROPOSED LOAD. THE MODIFIED DETAILS AT THE BOTTOM SHALL BE STALLED PRIOR TO THE INSTALLATION OF THE PROPOSED ANTENNAS.

AMERICAN TOWER

POD
POWER OF DESIGN

11490 BLUEGRASS PKWY
LOUISVILLE, KY 40299
502-437-5252

REVISION	DESCRIPTION	BY	DATE
1	PRELIMINARY	E	
2	FOR REVIEW	M	
3			
4			
5			

AT STATE MEMBER

AT STATE MEMBER
ESTER T

ENGINEER RELEASE STATE MEMBER
ALL ORDER

STATE ADDRESS
OFFICE ADDRESS
STREET

EXISTING TOWER										
LOCATION		ANTENNA					OPERATIONAL			
SECTOR	RADIAL	ANTENNA	HEIGHT	TYPE	STATUS	ADDITIONAL	OPERATIONAL	STATUS		
ALPHA	125'	340°	A1	LPA-80080/6CF	850 CDMA	-	RMN	AA	RM	
			A2	(2) JAHH-65B-R3B	700/850/1900 /2100 LTE/5G	-	RMN	BB	RM	
			A3	-	-	-	-	BB	RM	
			A4	LPA-80080/6CF	850 CDMA	-	RMN	BA	RM	
BETA	125'	120°	B1	LPA-80080/6CF	850 CDMA	-	RMN	AA	RM	
			B2	(2) JAHH-65B-R3B	700/850/1900 /2100 LTE/5G	-	RMN	BB	RM	
			B3	-	-	-	-	BB	RM	
			B4	LPA-80080/6CF	850 CDMA	-	RMN	BA	RM	
GAMMA	125'	230°	C1	LPA-80063/6CF	850 CDMA	-	RMN	AA	RM	
			C2	(2) JAHH-65B-R3B	700/850/1900 /2100 LTE/5G	-	RMN	BB	RM	
			C3	-	-	-	-	BB	RM	
			C4	LPA-80063/6CF	850 CDMA	-	RMN	BA	RM	

NOTES

1. REMOVE OR RELEASE REPAIR OR APPLICABLE PDATES RE S O S A D MOST RE E T R D S O R S O R A T O O TO AP ALL SED PORTS. O R M SPA O PROPOSED E P DOES OT A SET O ER O L T S OR MPEDE TO ER L M B PE S.

STATUS ABBREVIATIONS

RM TO BE REMOVED
RMN TO REMAIN
REL TO BE RELOCATED
ADD TO BE ADDED

ABLE TO SUPPORT SERVICES

TO BE SUPPORTED
RR TO ANTENNA

ALPHA TOWER											
LOCATION		ANTENNA					OPERATIONAL				
SECTOR	RADIAL	ANTENNA	HEIGHT	TYPE	STATUS	ADDITIONAL	OPERATIONAL	STATUS			
ALPHA	125'	340°	A	LPA-80080/6CF	850 CDMA	-	RMN	AA	RM		
			A	(2) JAHH-65B-R3B	700/850/1900 /2100 LTE/5G	-	RMN	BB	ADD	ADD	
			A	MT A			ADD	BB	RR	BR	ADD
			A	LPA-80080/6CF	850 CDM	-	RMN				
BETA	125'	120°	B	LPA-80080/6CF	850 CDMA	-	RMN	AA	RM		
			B	(2) JAHH-65B-R3B	700/850/1900 /2100 LTE/5G	-	RMN	BB	ADD	ADD	
			B	MT A			ADD	BB	RR	BR	ADD
			B	LPA-80080/6CF	850 CDM	-	RMN				
GAMMA	125'	230°	C	LPA-80063/6CF	850 CDMA	-	RMN	AA	RM		
			C	(2) JAHH-65B-R3B	700/850/1900 /2100 LTE/5G	-	RMN	BB	ADD	ADD	
			C	MT A			ADD	BB	RR	BR	ADD
			C	LPA-80063/6CF	850 CDM	-	RMN				

EXISTING TOWER		EXISTING ANTENNA			
MODEL	NUMBER	STATUS	OFFSET	YEAR	STATUS
RCMDC-6627-PF-48		RMN	(6) 1-5/8"	(1) 1-5/8"	RMN
-		-	-	-	-

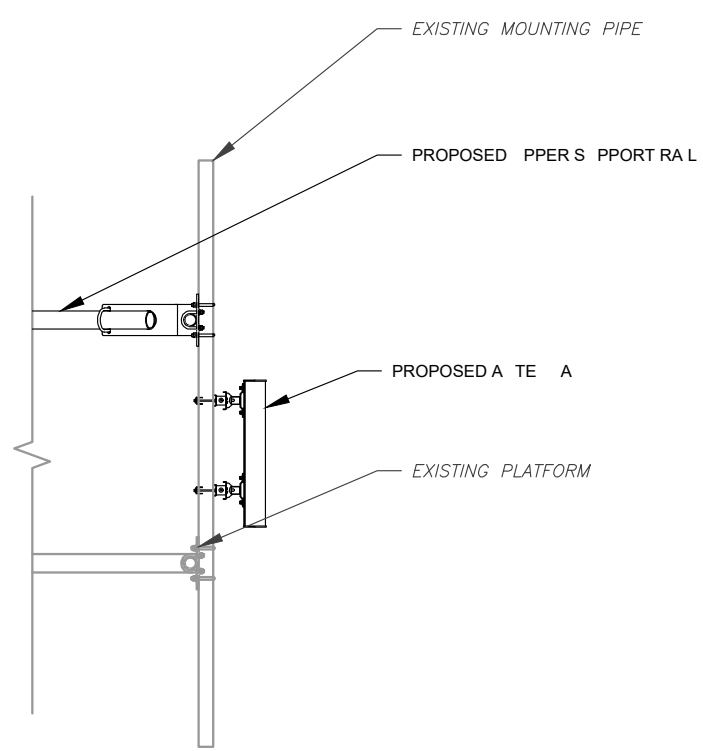
ALPHA TOWER		ALPHA ANTENNA			
MODEL	NUMBER	STATUS	OFFSET	YEAR	STATUS
RCMDC-6627-PF-48		RMN	(6) 1-5/8"	(1) 1-5/8"	RMN
-		-	-	-	-

SEAL

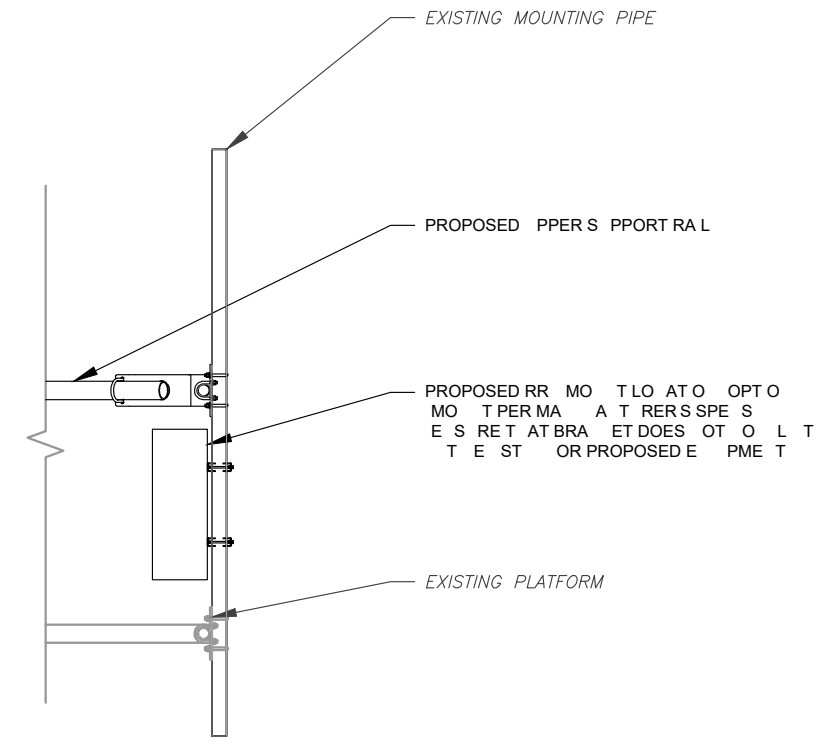
DATE DRAWN: _____
DATE CHECKED: _____
CUSTOMER: ALL ORDER
CUSTOMER: _____

RESERVED LEAD ANTENNA INSTALLATION

STATUS	NUMBER	REVISION
-	-	-



○ PROPOSED ANTENNA MOUNT DETAIL TYPICAL
SCALE: .75"



○ PROPOSED RADIO MOUNT DETAIL TYPICAL
SCALE: .75"



Copyright © 2021 ATC IP, LLC. All Rights Reserved.

REVISION	DESCRIPTION	BY	DATE
△	PRELIMINARY	E	
△	FOR SUBMITTAL	M	
△			
△			
△			

STATE MEMBER

STATE ENGINEER


REGISTERED

UNLIMITED PRACTICE

ALL RIGHTS RESERVED

STATE ADDRESS

DATE ESTABLISHED

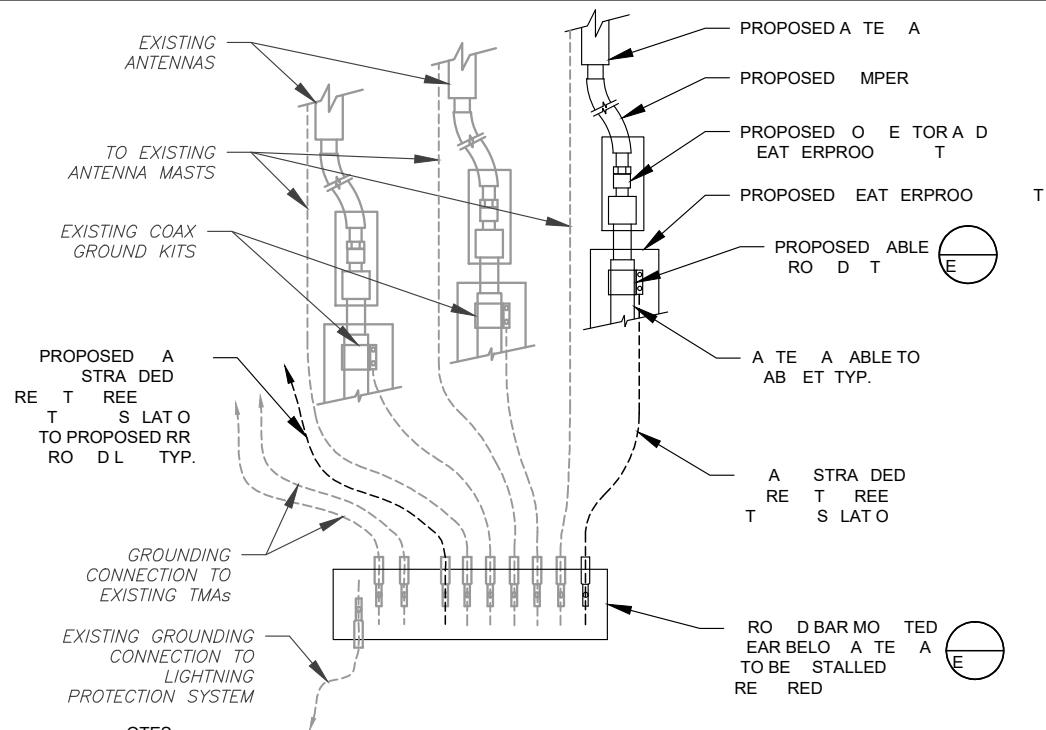


DATE DRAWN	
DATE CHECKED	
DATE APPROVED	
DATE SUBMITTED	

FOR SUBMITTAL

DETAILS

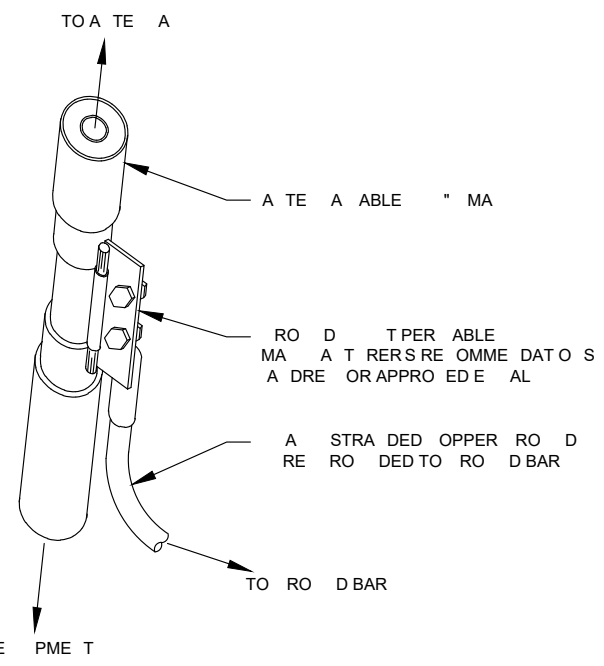
STATE MEMBER	RESIGNED
--------------	----------



NOTES

- 1. THIS DETAIL IS TO BE USED TO SHOW THE GENERAL ROD DETAIL REMEASUREMENT ADJUSTMENTS MAY BE REQUIRED BASED ON THE SITE CONDITIONS. ALL MATERIALS SHALL BE ELDAD STEEL AS EDEDA DORMIT.
- 2. ALL MATERIALS SHALL COMPLY WITH THE LATEST RELEASED STANDARDS. LATEST TO AD COMPLY WITH THE LATEST RELEASED STANDARDS. LATEST TO AD COMPLY WITH THE LATEST RELEASED STANDARDS.
- 3. ALL MATERIALS SHALL COMPLY WITH THE LATEST RELEASED STANDARDS. LATEST TO AD COMPLY WITH THE LATEST RELEASED STANDARDS.

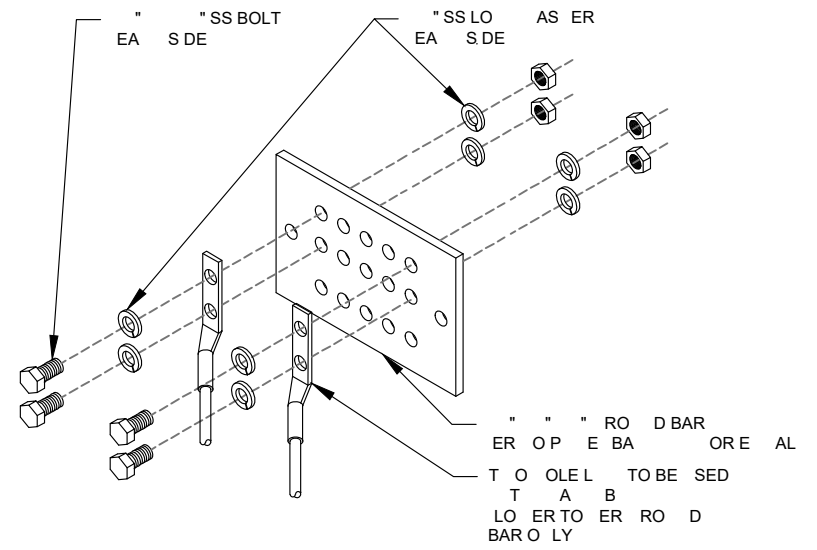
○ TYPICAL ANTENNA ROD DETAIL
SCALE: .75"



ROD TAPING NOTES

- 1. DO NOT STALL ANTENNA ROD TAPING DETAILS. ALL RODS SHALL BE DRESS TO ROD BAR.
- 2. ALL MATERIALS SHALL COMPLY WITH THE LATEST RELEASED STANDARDS. LATEST TO AD COMPLY WITH THE LATEST RELEASED STANDARDS.
- 3. ALL MATERIALS SHALL COMPLY WITH THE LATEST RELEASED STANDARDS. LATEST TO AD COMPLY WITH THE LATEST RELEASED STANDARDS.

○ ANTENNA ROD TAPING DETAIL
SCALE: .75"



ROD BAR NOTES

- 1. ROD BAR SHALL BE COMPLETED ALL AREAS WITH BOLTS AS PER THE ELECTRICAL MEMBER SCHEDULE.
- 2. ROD BAR SHALL BE BONDING TO THE TOWER.

○ TOWER ROD BAR DETAIL
SCALE: .75"



POD
POWER OF DESIGN
11490 BLUEGRASS PKWY
LOUISVILLE, KY 40299
502-437-5252

REV.	DESCRIPTION	BY	DATE
1	PRELIMINARY	EA	01/10/2021
2	FOR CONSTRUCTION	EA	01/10/2021

AT STATE MEMBER

AT STATE MEMBER
ESTER T

RELEASING STATE MEMBER
ALL ORD

SITE ADDRESS
01/10/2021
STED T



DATE DRAWN	
DATE CHECKED	
DRAWN BY	EA
CHECKED BY	

ROD DETAILS

SHEET NUMBER	REVISION
1	



Maser Consulting Connecticut
2000 Midlantic Drive, Suite 100
Mt. Laurel, NJ 08054
(856) 797-0412
peter.albano@colliersengineering.com

Mount Post-Modification Analysis Report
(1) 13.33-Ft Platform

July 2, 2021
Site ID: 467698-VZW / WINCHESTER E CT
Page | 5

Recommendation:

The existing mount will be **SUFFICIENT** for the final loading after the proposed modifications are successfully completed.

ANSI/ASSP rigging plan review services compliant with the requirements of ANSI/TIA 322 are available for a Construction Class IV site or other, if required. Separate review fees will apply.

Attachments:

1. Mount Photos
2. Mount Mapping Report (for reference only)
3. Analysis Calculations
4. **Contractor Required PMI Report Deliverables**
5. Antenna Placement Diagrams
6. TIA Adoption and Wind Speed Usage Letter

Post-Mod Antenna Mount Analysis Report and PMI Requirements

Mount Fix

SMART Tool Project #: 10083055
Maser Consulting Connecticut Project #: 21777477

July 2, 2021

Site Information

Site ID: 467698-VZW / WINCHESTER E CT
 Site Name: WINCHESTER E CT
 Carrier Name: Verizon Wireless
 Address: 15 Oakdale Ave
 Winsted, Connecticut 06098
 Litchfield County
 Latitude: 41.921597°
 Longitude: -73.049411°


Structure Information

Tower Type: Monopole
 Mount Type: 13.33-Ft Platform

FUZE ID # 16272064

Analysis Results

Platform Mount: **72.7% Pass**



Digitally signed by Taqi Khawaja
Date: 2021.07.02 10:22:36-0400'

*****Contractor PMI Requirements:**

Included at the end of this MA report

Available & Submitted via portal at <https://pmi.vzwsmart.com>

Contractor - Please Review Specific Site PMI Requirements Upon Award

Requirements also Noted on Mount Modification Drawings

Requirements may also be Noted on A & E drawings

Report Prepared By: Zachary Bandilla

S P P L E M E T A L

S E E T M B E R R E S O

R

MO T A A L Y S S

NOTE: THIS REPORT WAS PREPARED BY OTHERS AND PROVIDED TO THE CUSTOMER TO REVIEW. PLEASE REFER TO THE ANALYSIS REPORT FOR COMPLETE INFORMATION. ANALYSIS OF THE DATA IS PROVIDED TO THE CUSTOMER FOR REVIEW. ANALYSIS OF THE DATA IS PROVIDED TO THE CUSTOMER FOR REVIEW. ANALYSIS OF THE DATA IS PROVIDED TO THE CUSTOMER FOR REVIEW.

PROJECT NOTES

1. SEE MODIFICATION NOTES
2. THE CONTRACTOR SHALL COMPLY WITH ALL APPLICABLE CODES, ORDINANCES, LAWS AND REGULATIONS OF ALL MUNICIPALITIES, UTILITY COMPANIES OR OTHER PUBLIC/GOVERNING AUTHORITIES.
3. THE CONTRACTOR SHALL BE RESPONSIBLE FOR OBTAINING ALL PERMITS AND INSPECTIONS THAT MAY BE REQUIRED BY ANY FEDERAL, STATE, COUNTY OR MUNICIPAL AUTHORITIES.
4. THE CONTRACTOR SHALL NOTIFY THE CONSTRUCTION MANAGER, IN WRITING, OF ANY CONFLICTS, ERRORS OR OMISSIONS PRIOR TO THE SUBMISSION OF BIDS OR PERFORMANCE OF WORK.
5. THE CONTRACTOR SHALL BE RESPONSIBLE FOR PROTECTING ALL EXISTING SITE IMPROVEMENTS PRIOR TO COMMENCING CONSTRUCTION. THE CONTRACTOR SHALL REPAIR ANY DAMAGE AS A RESULT OF CONSTRUCTION OF THIS FACILITY AT THE CONTRACTOR'S EXPENSE TO THE SATISFACTION OF THE OWNER.
6. THE SCOPE OF WORK FOR THIS PROJECT SHALL INCLUDE PROVIDING ALL MATERIALS, EQUIPMENT AND LABOR REQUIRED TO COMPLETE THIS PROJECT. ALL EQUIPMENT SHALL BE INSTALLED IN ACCORDANCE WITH MANUFACTURER'S RECOMMENDATIONS.
7. THE CONTRACTOR SHALL VISIT THE PROJECT SITE PRIOR TO SUBMITTING THE BID TO VERIFY THAT THE PROJECT CAN BE CONSTRUCTED IN ACCORDANCE WITH THE CONTRACT DOCUMENTS AND CONSTRUCTION DRAWINGS.
8. THE CONTRACTOR SHALL VERIFY ALL EXISTING DIMENSIONS AND CONDITIONS PRIOR TO COMMENCING ANY WORK. ALL DIMENSIONS OF EXISTING CONSTRUCTION SHOWN ON THESE DRAWINGS MUST BE VERIFIED. THE CONTRACTOR SHALL NOTIFY THE CONSTRUCTION MANAGER OF ANY DISCREPANCIES PRIOR TO ORDERING MATERIAL OR PROCEEDING WITH CONSTRUCTION.
9. SINCE THE CELL SITE MAY BE ACTIVE, ALL SAFETY PRECAUTIONS MUST BE TAKEN WHEN WORKING AROUND HIGH LEVELS OF ELECTROMAGNETIC RADIATION. EQUIPMENT SHOULD BE SHUTDOWN PRIOR TO PERFORMING ANY WORK THAT COULD EXPOSE THE WORKERS TO DANGER. PERSONAL RF EXPOSURE MONITORS ARE REQUIRED TO BE WORN TO ALERT OF ANY POTENTIALLY DANGEROUS EXPOSURE LEVELS.
10. NO NOISE, SMOKE, DUST OR ODOR WILL RESULT FROM THIS FACILITY AS TO CAUSE A NUISANCE.
11. THE FACILITY IS UNMANNED AND NOT FOR HUMAN HABITATION (NO HANDICAP ACCESS IS REQUIRED).



MOUNT MODIFICATION DRAWINGS EXISTING 13.33' PLATFORM

**SITE NAME: WINCHESTER CT
SITE NUMBER: 467698**

**15 OAKDALE AVE
WINSTED, CT 06098
LITCHFIELD COUNTY**

PROJECT INFORMATION	
SITE INFORMATION	
LATITUDE:	41.921597° N
LONGITUDE:	73.049411° W
JURISDICTION:	LITCHFIELD COUNTY
APPLICANT/LESSEE	
COMPANY:	VERIZON WIRELESS
CLIENT REPRESENTATIVE	
COMPANY:	VERIZON WIRELESS
ADDRESS:	118 FLANDERS ROAD, THIRD FLOOR
CITY, STATE, ZIP:	WESTBOROUGH, MA 01581
CONTACT:	ANDREW CANDIELLO
EMAIL:	ANDREW.CANDIELLO@VERIZONWIRELESS.COM
PROJECT MANAGER	
COMPANY:	MASER CONSULTING CONNECTICUT
CONTACT:	PETER ALBANO
PHONE:	856-797-0412
E-MAIL:	PETER.ALBANO@COLLIERSENGINEERING.COM

SHEET INDEX	
SHEET	DESCRIPTION
T-1	TITLE SHEET
S-1	BILL OF MATERIALS
S-2	MODIFICATION NOTES
S-3	MODIFICATION NOTES
S-4	MODIFICATION DETAILS
S-5	MODIFICATION DETAILS
S-6	MOUNT PHOTOS
	SPECIFICATION SHEETS

CONTRACTOR PMI REQUIREMENTS	
PMI LOCATION:	HTTPS://PMI.VZWSMART.COM
SMART TOOL PROJECT #:	1008355
VZW LOCATION CODE (PSLC):	467698
FUZE ID:	16272064

REFERENCED DOCUMENTS	
FAILING MOUNT ANALYSIS REPORT	
SMART TOOL PROJECT #:	10050461
MASER CONSULTING CONNECTICUT PROJECT #:	21777477A
ANALYSIS DATE:	6/18/2021

PMI REQUIREMENTS EMBEDDED WITHIN MOUNT MODIFICATION REPORT

**COPYRIGHT ©2021
MASER CONSULTING CONNECTICUT
ALL RIGHTS RESERVED**

THIS DRAWING AND ALL THE INFORMATION CONTAINED HEREIN IS AUTHORIZED FOR USE ONLY BY THE PARTY FOR WHOM THE WORK WAS CONTRACTED OR TO WHOM IT IS CERTIFIED. THIS DRAWING MAY NOT BE COPIED, REUSED, DISCLOSED, DISTRIBUTED OR RELIED UPON FOR ANY OTHER PURPOSE WITHOUT THE EXPRESS WRITTEN CONSENT OF MASER CONSULTING CONNECTICUT.



WILL BE KNOWN AS COLLIER ENGINEERING & DESIGN IN 2021
Customer Loyalty through Client Satisfaction
www.maserconsulting.com

- Office Locations:
- NEW JERSEY
 - NEW MEXICO
 - NEW YORK
 - MARYLAND
 - PENNSYLVANIA
 - GEORGIA
 - VIRGINIA
 - TEXAS
 - FLORIDA
 - TENNESSEE
 - NORTH CAROLINA
 - COLORADO
 - SOUTH CAROLINA

Copyright © 2021 Maser Consulting All Rights Reserved. This drawing and all the information contained herein is authorized for use only by the party for whom the services were contracted or to whom it is certified. This drawing may not be copied, reused, disclosed, distributed or relied upon for any other purpose without the express written consent of Maser Consulting.



811 PROTECT YOURSELF
ALL STATES REQUIRE NOTIFICATION OF EXCAVATORS, DESIGNERS, OR ANY PERSON PREPARING TO DISTURB THE EARTH'S SURFACE ANYWHERE IN ANY STATE.
Call before you dig.
FOR STATE SPECIFIC DIRECT PHONE NUMBERS VISIT: WWW.CALL811.COM

SCALE:	AS SHOWN	JOB NUMBER:	21777477A
REV	DATE	DESCRIPTION	DRAWN BY / CHECKED BY
0	7/2/2021	ISSUED FOR CONSTRUCTION	HSG / TK

Taqi Khawaja
CONNECTICUT PROFESSIONAL ENGINEER
LICENSE NUMBER: PEN03987
MASER CONSULTING CONNECTICUT
C.T. CIDA #: JPC000031

Digitally signed by Taqi Khawaja
Date: 2021.07.02 10:29:04

IT IS A VIOLATION OF LAW FOR ANY PERSON, UNLESS THEY ARE ACTING UNDER THE DIRECTION OF THE RESPONSIBLE LICENSED PROFESSIONAL ENGINEER, TO ALTER THIS DOCUMENT.

SITE NAME:
**WINCHESTER CT
467698**
**15 OAKDALE AVE
WINSTED, CT 06098
LITCHFIELD COUNTY**

MT. LAUREL OFFICE
2000 Piedmont Drive
Suite 100
Mount Laurel, NJ 08054
Phone: 856.797.0412
Fax: 856.722.1120

SHEET TITLE:
TITLE SHEET

SHEET NUMBER:
T-1

BILL OF MATERIALS

VZWSMART KITS				
QUANTITY	MANUFACTURER	PART NUMBER	DESCRIPTION	NOTES
3	VZWSMART	VZWSMART-PLK3	SUPPORT RAIL CORNER BRACKET	
12		VZWSMART-MSK I	CROSSOVER PLATE	
OTHER REQUIRED PARTS				
QUANTITY	MANUFACTURER	PART NUMBER	DESCRIPTION	NOTES
3	-	-	160" LONG, P2.5 STD	GALVANIZED
3	-	-	30" LONG, L3x3x1/4	GALVANIZED; CONTRACTOR TO VERIFY THE LENGTH REQUIRED AND TRIM AS NECESSARY IN ACCORDANCE WITH THE 'STRUCTURAL STEEL' NOTES ON SHEET S-2

NOTE: ALL MATERIALS REQUIRED FOR THE DESIGNED MODIFICATIONS BUT NOT LISTED IN THIS SHEET ARE ASSUMED TO BE PROVIDED BY THE CONTRACTOR

VZWSMART KITS - APPROVED VENDORS	
COMMSCOPE	
CONTACT	SALVADOR ANGUIANO
PHONE	(817) 304-7492
EMAIL	SALVADOR.ANGUIANO@COMMSCOPE.COM
WEBSITE	WWW.COMMSCOPE.COM
METROSITE FABRICATORS, LLC	
CONTACT	KENT RAMEY
PHONE	(706) 335-7045 (O), (706) 982-9788 (M)
EMAIL	KENT@METROSITELLC.COM
WEBSITE	METROSITEFABRICATORS.COM
PERFECTVISION	
CONTACT	WIRELESS SALES
PHONE	(844) 887-6723
EMAIL	WWW.PERFECT-VISION.COM
WEBSITE	WIRELESSSALES@PERFECT-VISION.COM
SABRE INDUSTRIES, INC.	
CONTACT	ANGIE WELCH
PHONE	(866) 428-6937
EMAIL	AKWELCH@SABREINDUSTRIES.COM
WEBSITE	WWW.SABRESITESOLUTIONS.COM
SITE PRO 1	
CONTACT	PAULA BOSWELL
PHONE	(972) 236-9843
EMAIL	PAULA.BOSWELL@VALMONT.COM
WEBSITE	WWW.SITEPRO1.COM


NOTE: WHEN SPECIFIED, VZWSMART KITS SHALL BE REQUIRED AND WILL BE VERIFIED DURING THE DESKTOP PMI



MASER CONSULTING CONNECTICUT
 WILL BE KNOWN AS COLLIER ENGINEERING & DESIGN IN 2021
 Customer Loyalty through Client Satisfaction
 www.maserconsulting.com
 Office Locations:


- NEW JERSEY
- NEW MEXICO
- NEW YORK
- MARYLAND
- PENNSYLVANIA
- GEORGIA
- VIRGINIA
- TEXAS
- FLORIDA
- TENNESSEE
- NORTH CAROLINA
- COLORADO
- SOUTH CAROLINA

Copyright © 2021 Maser Consulting All Rights Reserved. This drawing and all the information contained herein is authorized for use only by the party for whom the services were contracted or to whom it is certified. This drawing may not be copied, reused, disclosed, distributed or relied upon for any other purpose without the express written consent of Maser Consulting.



SCALE: AS SHOWN	JOB NUMBER: 21777477A
-----------------	-----------------------

REV	DATE	DESCRIPTION	DRAWN BY	CHECKED BY
0	7/2/2021	ISSUED FOR CONSTRUCTION	HSG	TK



Taqi Khawaja
 CONNECTICUT PROFESSIONAL ENGINEER
 LICENSE NUMBER: PEN 03977
 MASER CONSULTING CONNECTICUT
 C.T. CDA # JPC 000031

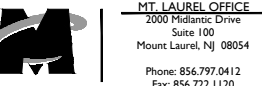
Digitally signed by Taqi Khawaja
 Date: 2021.07.02 10:53:20-04

IT IS A VIOLATION OF LAW FOR ANY PERSON, UNLESS THEY ARE ACTING UNDER THE DIRECTION OF THE RESPONSIBLE LICENSED PROFESSIONAL ENGINEER, TO ALTER THIS DOCUMENT.

SITE NAME:

WINCHESTER CT
 467698

15 OAKDALE AVE
 WINSTED, CT 06098
 LITCHFIELD COUNTY



MT. LAUREL OFFICE
 2000 Millstone Drive
 Suite 100
 Mount Laurel, NJ 08054
 Phone: 856.797.0412
 Fax: 856.722.1120

SHEET TITLE:
BILL OF MATERIALS

SHEET NUMBER:
S-1

GENERAL NOTES

- THESE MODIFICATIONS HAVE BEEN DESIGNED IN ACCORDANCE WITH THE GOVERNING PROVISIONS OF THE TELECOMMUNICATIONS INDUSTRY STANDARD TIA-222-H. MATERIALS AND SERVICES PROVIDED BY THE CONTRACTOR SHALL CONFORM TO THE ABOVE MENTIONED CODES.
- CONTRACTOR SHALL TAKE ALL PRECAUTIONS NECESSARY TO PREVENT DAMAGE TO EXISTING STRUCTURES. ANY DAMAGE TO EXISTING STRUCTURES AS A RESULT OF THE CONTRACTOR'S WORK OR FROM DAMAGE DUE TO OTHER CAUSES SHALL BE REPAIRED AT THE CONTRACTOR'S EXPENSE TO THE SATISFACTION OF THE OWNER.
- CONTRACTOR SHALL VERIFY ALL DIMENSIONS AND EXISTING CONDITIONS BEFORE BEGINNING WORK, ORDERING MATERIAL, AND PREPARING OF SHOP DRAWINGS. ANY DISCREPANCIES BETWEEN FIELD CONDITIONS AND THE CONTRACT DOCUMENTS SHALL BE BROUGHT TO THE IMMEDIATE ATTENTION OF THE ENGINEER. IF THE CONTRACTOR DISCOVERS ANY EXISTING CONDITIONS THAT ARE NOT REPRESENTED ON THESE DRAWINGS, OR ANY CONDITIONS THAT WOULD INTERFERE WITH THE INSTALLATION OF THE MODIFICATIONS, NOTIFY THE ENGINEER IMMEDIATELY.
- IT IS ASSUMED THAT ANY STRUCTURAL MODIFICATION WORK SPECIFIED ON THESE PLANS WILL BE ACCOMPLISHED BY KNOWLEDGEABLE WORKMEN WITH TOWER CONSTRUCTION EXPERIENCE.
- THE CONTRACTOR SHALL SUPERVISE AND DIRECT THE WORK AND SHALL BE SOLELY RESPONSIBLE FOR ALL CONSTRUCTION METHODS, MEANS, TECHNIQUES, SEQUENCES, AND PROCEDURES.
- ALL CONSTRUCTION MEANS AND METHODS; INCLUDING BUT NOT LIMITED TO, ERECTION PLANS, RIGGING PLANS, CLIMBING PLANS, AND RESCUE PLANS SHALL BE THE RESPONSIBILITY OF THE GENERAL CONTRACTOR RESPONSIBLE FOR THE EXECUTION OF THE WORK CONTAINED HEREIN AND SHALL MEET ANSITIA-322 (LATEST EDITION), OSHA, AND GENERAL INDUSTRY STANDARDS. ALL RIGGING PLANS SHALL ADHERE TO ANSITIA-322 (LATEST EDITION) INCLUDING THE REQUIRED INVOLVEMENT OF A QUALIFIED ENGINEER FOR CLASS IV CONSTRUCTION.
- THE CONTRACTOR IS SOLELY RESPONSIBLE FOR INITIATING, MAINTAINING, AND SUPERVISING ALL SAFETY PROGRAMS IN ACCORDANCE WITH APPLICABLE SAFETY CODES.
- WORK SHALL ONLY BE PERFORMED DURING CALM DRY DAYS (WINDS LESS THAN 30-MPH). THE STRUCTURE SHOWN ON THE DRAWINGS IS STRUCTURALLY SOUND ONLY IN THE COMPLETED FORM. THE CONTRACTOR SHALL BE RESPONSIBLE FOR THE STRENGTH AND STABILITY OF THE STRUCTURE DURING ERECTION. CONTRACTOR SHALL PROVIDE TEMPORARY SUPPORT, SHORING, BRACING AND ANY OTHER STRUCTURAL SYSTEMS AS REQUIRED TO RESIST ALL FORCES THAT MAY OCCUR DURING HANDLING AND ERECTION UNTIL THE STRUCTURE IS FULLY COMPLETED. TEMPORARY SUPPORTS, BRACING AND OTHER STRUCTURAL SYSTEMS REQUIRED DURING CONSTRUCTION SHALL REMAIN THE CONTRACTOR'S PROPERTY AFTER THEIR USE.
- ALL INSTALLATIONS PERFORMED ON THIS STRUCTURE SHALL BE COMPLETED IN ACCORDANCE WITH THE GOVERNING PROVISIONS OF THE STANDARD FOR INSTALLATION, ALTERATION AND MAINTENANCE OF ANTENNA SUPPORTING STRUCTURES AND ANTENNAS, ANSITIA-322.
- CONTRACTOR SHALL SECURE SITE BACK TO EXISTING CONDITION UNDER SUPERVISION OF OWNER. ALL FENCE, STONE, GEOFABRIC, GROUNDING, AND SURROUNDING GRADE SHALL BE REPLACED AND REPAIRED AS REQUIRED TO ACHIEVE OWNER APPROVAL. POSITIVE DRAINAGE AWAY FROM TOWER SITE SHALL BE MAINTAINED.
- CONNECTIONS BETWEEN ITEMS SUPPORTED BY THE STRUCTURE AND THE STRUCTURE NOT SPECIFICALLY DETAILED IN THE CONTRACT DOCUMENTS ARE THE RESPONSIBILITY OF THE CONTRACTOR. SUCH CONNECTIONS SHALL BE DESIGNED, COORDINATED AND INSPECTED BY A PROFESSIONAL STRUCTURAL ENGINEER LICENSED IN THE STATE OF THE PROJECT. SUBMIT SIGNED AND SEALED CALCULATIONS DURING SHOP DRAWING REVIEW.
- DO NOT SCALE DRAWINGS.
- DO NOT USE THESE DRAWINGS FOR ANY OTHER SITE.
- ALL MATERIAL UTILIZED FOR THIS PROJECT MUST BE NEW AND FREE OF ANY DEFECTS. ANY MATERIAL SUBSTITUTIONS, INCLUDING BUT NOT LIMITED TO ALTERED SIZE AND/OR STRENGTHS, MUST BE APPROVED BY THE OWNER AND ENGINEER IN WRITING.
- THE MOUNT UNDER NO CIRCUMSTANCES SHOULD BE USED AS A TIE OFF POINT.

DESIGN LOADS

- WIND LOADS
- BASIC WIND SPEED (3 SECOND GUST), V = 114 MPH
 - EXPOSURE CATEGORY B
 - TOPOGRAPHIC CATEGORY I
 - MEAN BASE ELEVATION (AMSL) = 1,073.13'

- ICE LOADS
- ICE WIND SPEED (3 SECOND GUST), V = 50 MPH
 - ICE THICKNESS = 1.00 IN

- SEISMIC LOADS
- SEISMIC DESIGN CATEGORY B
 - SHORT TERM MCER GROUND MOTION, S_s = .169
 - LONG TERM MCER GROUND MOTION, S_l = .054

STRUCTURAL STEEL

- DESIGN, DETAILING, FABRICATION AND ERECTION OF STRUCTURAL STEEL SHALL CONFORM TO THE FOLLOWING PUBLICATIONS EXCEPT AS SPECIFICALLY INDICATED IN THE CONTRACT DOCUMENTS.
 - AMERICAN INSTITUTE OF STEEL CONSTRUCTION (AISC) MANUAL OF STEEL CONSTRUCTION (15TH EDITION)
 - SPECIFICATION FOR STRUCTURAL JOINTS USING ASTM A325 OR A490 BOLTS
 - AISC CODE OF STANDARD PRACTICE
- STRUCTURAL STEEL SHALL CONFORM TO THE FOLLOWING UNLESS OTHERWISE SHOWN:

- | | |
|--------------------------------|--------------------------|
| CHANNELS, ANGLES, PLATES, ETC. | ASTM A36 (GR 36) |
| STEEL PIPE | ASTM A53 (GR 35) |
| BOLTS | ASTM A325 |
| NUTS | ASTM A563 |
| LOCK WASHERS | LOCKING STRUCTURAL GRADE |

- ALL SUBSTITUTIONS PROPOSED BY THE CONTRACTOR SHALL BE APPROVED IN WRITING BY THE ENGINEER. CONTRACTOR SHALL PROVIDE DOCUMENTATION TO ENGINEER FOR VERIFYING THE SUBSTITUTE IS SUITABLE FOR USE AND MEETS ORIGINAL DESIGN CRITERIA. DIFFERENCES FROM THE ORIGINAL DESIGN, INCLUDING MAINTENANCE, REPAIR AND REPLACEMENT, SHALL BE NOTED. ESTIMATES OF COSTS/CREDITS ASSOCIATED WITH THE SUBSTITUTION (INCLUDING RE-DESIGN COSTS AND COSTS TO SUB-CONTRACTORS) SHALL BE PROVIDED TO THE ENGINEER. CONTRACTOR SHALL PROVIDE ADDITIONAL DOCUMENTATION AND/OR SPECIFICATIONS TO THE ENGINEER AS REQUESTED.
- PROVIDE STRUCTURAL STEEL SHOP DRAWINGS TO ENGINEER FOR APPROVAL PRIOR TO FABRICATION.
 - SUBMIT SHOP DRAWINGS TO PETER.ALBANO@COLLIERSENGINEERING.COM
 - PROVIDE MASER CONSULTING CONNECTICUT PROJECT # AND MASER CONSULTING CONNECTICUT PROJECT ENGINEER CONTACT IN THE BODY OF THE EMAIL.
- DRILL NO HOLES IN ANY NEW OR EXISTING STRUCTURAL STEEL MEMBERS OTHER THAN THOSE SHOWN ON STRUCTURAL DRAWINGS WITHOUT THE APPROVAL OF THE ENGINEER OF RECORD.
- GALVANIZED ASTM A325 BOLTS SHALL NOT BE REUSED.
- ALL NEW STEEL SHALL BE HOT BE DIPPED GALVANIZED FOR FULL WEATHER PROTECTION. IN ADDITION ALL NEW STEEL SHALL BE PAINTED TO MATCH EXISTING STEEL. CONTRACTOR SHALL OBTAIN WRITTEN PERMISSION TO PROTECT STEEL BY ANY OTHER MEANS.
- ALL BOLT ASSEMBLIES FOR STRUCTURAL MEMBERS REPRESENTED IN THIS DRAWING REQUIRE LOCKING DEVICES TO BE INSTALLED IN ACCORDANCE WITH TIA-222-H SECTION 4.9.2 REQUIREMENTS.
- WHERE CONNECTIONS ARE NOT FULLY DETAILED ON THESE DRAWINGS, FABRICATOR SHALL DESIGN CONNECTIONS TO RESIST LOADS AND FORCES WHERE SHOWN ON DRAWINGS AND AS OUTLINED IN SPECIFICATIONS.
- FOR MEMBERS BEING REPLACED, PROVIDE NEW BOLTS AND MATCH EXISTING SIZE AND GRADE. MAINTAIN AISC REQUIREMENTS FOR MINIMUM BOLT DISTANCE AND SPACING.
- ALL PROPOSED AND/OR REPLACED BOLTS SHALL BE OF SUFFICIENT LENGTH SUCH THAT THE END OF THE BOLT IS AT LEAST FLUSH WITH THE FACE OF THE NUT. IT IS NOT PERMITTED FOR THE BOLT END TO BE BELOW THE FACE OF THE NUT AFTER TIGHTENING IS COMPLETED.
- GALVANIZED ASTM A325 BOLTS SHALL NOT BE REUSED.
- ALL NEW STEEL SHALL BE HOT BE DIPPED GALVANIZED FOR FULL WEATHER

PROTECTION. CONTRACTOR SHALL OBTAIN WRITTEN PERMISSION TO PROTECT STEEL BY ANY OTHER MEANS.

- ALL EXISTING PAINTED/GALVANIZED SURFACES DAMAGED DURING REHAB INCLUDING AREAS UNDER STIFFENER PLATES SHALL BE WIRE BRUSHED CLEAN, REPAIRED BY COLD GALVANIZING (ZINGA OR ZINC COTE), AND REPAINTED TO MATCH THE EXISTING FINISH (IF APPLICABLE).
- ALL HOLES IN STEEL MEMBERS SHALL BE SIZED 1/16" LARGER THAN THE BOLT DIAMETER. STANDARD HOLES SHALL BE USED UNLESS NOTED OTHERWISE.



MASER CONSULTING CONNECTICUT
 WILL BE KNOWN AS COLLIER ENGINEERING & DESIGN IN 2021
 Customer Loyalty through Client Satisfaction
 www.maserconsulting.com
 Office Locations:

■ NEW JERSEY	■ NEW MEXICO
■ NEW YORK	■ MARYLAND
■ PENNSYLVANIA	■ GEORGIA
■ VIRGINIA	■ TEXAS
■ FLORIDA	■ TENNESSEE
■ NORTH CAROLINA	■ COLORADO
■ SOUTH CAROLINA	


Copyright © 2021 Maser Consulting. All Rights Reserved. This drawing and all the information contained herein is authorized for use only by the party for whom the services were contracted or to whom it is certified. This drawing may not be copied, reused, disclosed, distributed or relied upon for any other purpose without the express written consent of Maser Consulting.



811
 Know what's below.
 Call before you dig.
 FOR STATE SPECIFIC DIRECT PHONE NUMBERS VISIT:
 WWW.CALL811.COM

PROTECT YOURSELF
 ALL STATES REQUIRE NOTIFICATION OF EXCAVATORS, DESIGNERS, OR ANY PERSON PREPARING TO DISTURB THE EARTH'S SURFACE ANYWHERE IN ANY STATE

SCALE:	AS SHOWN	JOB NUMBER:	21777477A
REV	DATE	DESCRIPTION	DRAWN BY / CHECKED BY
0	7/2/2021	ISSUED FOR CONSTRUCTION	HSG / TK



Taqi Khawaja
 CONNECTICUT PROFESSIONAL ENGINEER
 LICENSE NUMBER: PEN 03987
 MASER CONSULTING CONNECTICUT
 C.T. CIDA # JPC 0000131

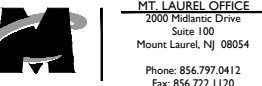
Digitally signed by Taqi Khawaja
 Date: 2021.07.02 10:59:33-04

IT IS A VIOLATION OF LAW FOR ANY PERSON, UNLESS THEY ARE ACTING UNDER THE DIRECTION OF THE RESPONSIBLE LICENSED PROFESSIONAL ENGINEER, TO ALTER THIS DOCUMENT.

SITE NAME:

WINCHESTER CT
 467698

15 OAKDALE AVE
 WINSTED, CT 06098
 LITCHFIELD COUNTY



MT. LAUREL OFFICE
 2000 Millstone Drive
 Suite 100
 Mount Laurel, NJ 08054
 Phone: 856.797.0412
 Fax: 856.722.1120

SHEET TITLE:
MODIFICATION NOTES

SHEET NUMBER:
S-2

MODIFICATION INSPECTION NOTES

MI CHECKLIST	
CONSTRUCTION/ INSTALLATION INSPECTIONS AND TESTING REQUIRED (COMPLETED BY EOR)	REPORT ITEM
PRE-CONSTRUCTION	
X	MI CHECKLIST DRAWING
X	EOB APPROVED SHOP DRAWINGS
NA	FABRICATION INSPECTION
NA	FABRICATOR CERTIFIED WELD INSPECTION
X	MATERIAL TEST REPORT (MTR)
NA	FABRICATOR NDE INSPECTION
X	PACKING SLIPS
ADDITIONAL TESTING AND INSPECTIONS:	
CONSTRUCTION	
X	CONSTRUCTION INSPECTIONS
NA	CONTRACTOR'S CERTIFIED WELD INSPECTION AND NDE REPORTS
X	ON SITE COLD GALVANIZING VERIFICATION
X	GC AS-BUILT DOCUMENTS
ADDITIONAL TESTING AND INSPECTIONS:	
POST-CONSTRUCTION	
X	MI INSPECTOR REDLINE OR RECORD DRAWING(S)
X	VZW PMI DOCUMENTS
X	PHOTOGRAPHS
ADDITIONAL TESTING AND INSPECTIONS:	

NOTE: X DENOTES A DOCUMENT REQUIRED FOR THE MI REPORT
 NA DENOTES A DOCUMENT THAT IS NOT REQUIRED FOR THE MI REPORT

THE MODIFICATION INSPECTION (MI) IS A VISUAL INSPECTION OF MODIFICATIONS AND A REVIEW OF CONSTRUCTION INSPECTIONS AND OTHER REPORTS TO ENSURE THE INSTALLATION WAS CONSTRUCTED IN ACCORDANCE WITH THE CONTRACT DOCUMENTS, NAMELY THE MODIFICATION DRAWINGS, AS DESIGNED BY THE ENGINEER OF RECORD (EOR).

THE MI IS TO CONFIRM INSTALLATION CONFIGURATION AND WORKMANSHIP ONLY AND IS NOT A REVIEW OF THE MODIFICATION DESIGN ITSELF, NOR DOES THE MI INSPECTOR TAKE OWNERSHIP OF THE MODIFICATION DESIGN. OWNERSHIP OF THE STRUCTURAL MODIFICATION DESIGN EFFECTIVENESS AND INTEGRITY RESIDES WITH THE EOR AT ALL TIMES.

TO ENSURE THAT THE REQUIREMENTS OF THE MI ARE MET, IT IS VITAL THAT THE GENERAL CONTRACTOR (GC) AND THE MI INSPECTOR BEGIN COMMUNICATING AND COORDINATING AS SOON AS A PURCHASE ORDER (PO) IS RECEIVED. IT IS EXPECTED THAT EACH PARTY WILL BE PROACTIVE IN REACHING OUT TO THE OTHER PARTY.

MI INSPECTOR

THE MI INSPECTOR IS REQUIRED TO CONTACT THE GC AS SOON AS RECEIVING A PO FOR THE MI TO, AT A MINIMUM:

- REVIEW THE REQUIREMENTS OF THE MI CHECKLIST
- WORK WITH THE GC TO DEVELOP A SCHEDULE TO CONDUCT ON-SITE INSPECTIONS

THE MI INSPECTOR IS RESPONSIBLE FOR COLLECTING ALL GC INSPECTION AND TEST REPORTS, REVIEWING THE DOCUMENTS FOR ADHERENCE TO THE CONTRACT DOCUMENTS, CONDUCTING THE IN-FIELD INSPECTIONS, AND SUBMITTING THE MI REPORT TO EOR.

GENERAL CONTRACTOR

THE GC IS REQUIRED TO CONTACT THE MI INSPECTOR AS SOON AS RECEIVING A PO FOR THE MODIFICATION INSTALLATION OR TURNKEY PROJECT TO, AT A MINIMUM:

- REVIEW THE REQUIREMENTS OF THE MI CHECKLIST
- WORK WITH THE MI INSPECTOR TO DEVELOP A SCHEDULE TO CONDUCT ON-SITE MI INSPECTIONS, INCLUDING FOUNDATION INSPECTIONS
- BETTER UNDERSTAND ALL INSPECTION AND TESTING REQUIREMENTS

THE GC SHALL PERFORM AND RECORD THE TEST AND INSPECTION RESULTS IN ACCORDANCE WITH THE REQUIREMENTS OF THE MI CHECKLIST.

RECOMMENDATIONS

THE FOLLOWING RECOMMENDATIONS AND SUGGESTIONS ARE OFFERED TO ENHANCE THE EFFICIENCY AND EFFECTIVENESS OF DELIVERING AN MI REPORT:

- IT IS SUGGESTED THAT THE GC PROVIDE A MINIMUM OF 5 BUSINESS DAYS NOTICE, PREFERABLY 10, TO THE MI INSPECTOR AS TO WHEN THE SITE WILL BE READY FOR THE MI TO BE CONDUCTED.
- THE GC AND MI INSPECTOR COORDINATE CLOSELY THROUGHOUT THE ENTIRE PROJECT.
- WHEN POSSIBLE, IT IS PREFERRED TO HAVE THE GC AND MI INSPECTOR ON-SITE SIMULTANEOUSLY FOR ANY GUY WIRE TENSIONING OR RE-TENSIONING OPERATIONS.
- IT MAY BE BENEFICIAL TO INSTALL ALL MODIFICATIONS PRIOR TO CONDUCTING THE FOUNDATION INSPECTIONS TO ALLOW THE FOUNDATION AND MI INSPECTION(S) TO COMMENCE WITH ONE SITE VISIT.
- WHEN POSSIBLE, IT IS PREFERRED TO HAVE THE GC AND MI INSPECTOR ON-SITE DURING THE MI TO HAVE ANY DEFICIENCIES CORRECTED DURING THE INITIAL MI. THEREFORE, THE GC MAY CHOOSE TO COORDINATE THE MI CAREFULLY TO ENSURE ALL CONSTRUCTION FACILITIES ARE AT THEIR DISPOSAL WHEN THE MI INSPECTOR IS ON SITE.

CORRECTION OF FAILING MI'S

IF THE MODIFICATION INSTALLATION WOULD FAIL THE MI ("FAILED MI"), THE GC SHALL WORK WITH THE OWNER TO COORDINATE A REMEDIATION PLAN:

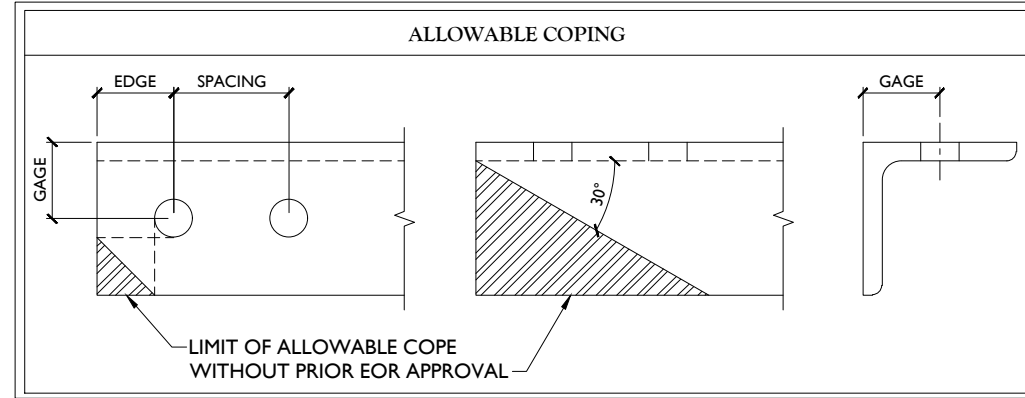
- CORRECT FAILING ISSUES TO COMPLY WITH THE SPECIFICATIONS CONTAINED IN THE ORIGINAL CONTRACT DOCUMENTS AND COORDINATE A SUPPLEMENT MI.

REQUIRED PHOTOS

BETWEEN THE GC AND THE MI INSPECTOR THE FOLLOWING PHOTOGRAPHS, AT A MINIMUM, ARE TO BE TAKEN AND INCLUDED IN THE MI REPORT:

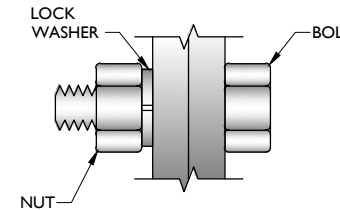
- PRE-CONSTRUCTION GENERAL SITE CONDITION
- PHOTOGRAPHS DURING THE REINFORCEMENT MODIFICATION CONSTRUCTION/ERECTION AND INSPECTION
 - RAW MATERIALS
 - PHOTOS OF ALL CRITICAL DETAILS
 - FOUNDATION MODIFICATIONS
 - WELD PREPARATION
 - BOLT INSTALLATION
 - FINAL INSTALLED CONDITION
 - SURFACE COATING REPAIR
- POST CONSTRUCTION PHOTOGRAPHS
 - FINAL INFIELD CONDITION

PHOTOS OF ELEVATED MODIFICATIONS TAKEN ONLY FROM THE GROUND SHALL BE CONSIDERED INADEQUATE.



BOLT DIAMETER	STANDARD HOLE	SHORT SLOT	MIN. EDGE DISTANCE	SPACING
1/2	9/16	9/16 x 11/16	7/8	1 1/2
5/8	11/16	11/16 x 7/8	1 1/8	1 7/8
3/4	13/16	13/16 x 1	1 1/4	2 1/4
7/8	15/16	15/16 x 1 1/8	1 1/2	2 5/8
1	1 1/16	1 1/16 x 1 5/16	1 3/4	3

LEG	GAGE
4	2 1/2
3 1/2	2
3	1 3/4
2 1/2	1 3/8
2	1 1/8



TYP. BOLT ASSEMBLY

NOTES:

- ALL DIMENSIONS REPRESENTED IN THE ABOVE TABLES ARE AISC MINIMUM REQUIREMENTS. CONTRACTOR SHALL VERIFY EXISTING CONDITIONS IN FIELD AND NOTIFY ENGINEER IF DISTANCES ARE LESS THAN THOSE PROVIDED.
- THE DIMENSIONS PROVIDED ARE MINIMUM REQUIREMENTS. ACTUAL DIMENSIONS OF PROPOSED MEMBERS WITHIN THESE DRAWINGS MAY VARY FROM THE AISC MINIMUM REQUIREMENTS.
- SHORT SLOT HOLES SHALL ONLY BE USED WHEN DEPICTED IN THE DRAWINGS
- MATCH EXISTING GAGES WHEN APPLICABLE, UNLESS MINIMUM EDGE DISTANCES ARE COMPROMISED.

MASER CONSULTING CONNECTICUT
 WILL BE KNOWN AS COLLIER ENGINEERING & DESIGN IN 2021
 Customer Loyalty through Client Satisfaction
 www.maserconsulting.com
 Office Locations:
 ■ NEW JERSEY ■ NEW MEXICO
 ■ NEW YORK ■ MARYLAND
 ■ PENNSYLVANIA ■ GEORGIA
 ■ VIRGINIA ■ TEXAS
 ■ FLORIDA ■ TENNESSEE
 ■ NORTH CAROLINA ■ COLORADO
 ■ SOUTH CAROLINA



811 PROTECT YOURSELF
 ALL STATES REQUIRE NOTIFICATION OF EXCAVATORS, DESIGNERS, OR ANY PERSON PREPARING TO DISTURB THE EARTH'S SURFACE ANYWHERE IN ANY STATE.
 Know what's below. Call before you dig.
 FOR STATE SPECIFIC DIRECT PHONE NUMBERS VISIT: WWW.CALL811.COM

SCALE: AS SHOWN	JOB NUMBER: 21777477A			
0 7/2/2021	ISSUED FOR CONSTRUCTION			
REV	DATE	DESCRIPTION	DRAWN BY	CHECKED BY

Taqi Khawaja
 REGISTERED PROFESSIONAL ENGINEER
 LICENSE NUMBER: PEN 03997
 MASER CONSULTING CONNECTICUT
 C.T. C.O.A.# JPC000031
 Digitally signed by Taqi Khawaja
 Date: 2021.07.02 10:53:04

IT IS A VIOLATION OF LAW FOR ANY PERSON, UNLESS THEY ARE ACTING UNDER THE DIRECTION OF THE RESPONSIBLE LICENSED PROFESSIONAL ENGINEER, TO ALTER THIS DOCUMENT.

SITE NAME:
 WINCHESTER CT
 467698
 15 OAKDALE AVE
 WINSTED, CT 06098
 LITCHFIELD COUNTY

MT. LAUREL OFFICE
 2000 Millstone Drive
 Suite 100
 Mount Laurel, NJ 08054
 Phone: 856.797.0412
 Fax: 856.722.1120

SHEET TITLE:
MODIFICATION NOTES

SHEET NUMBER:
S-3

MASER CONSULTING CONNECTICUT
 WILL BE KNOWN AS COLLIER ENGINEERING & DESIGN IN 2021
 Customer Loyalty through Client Satisfaction
 www.maserconsulting.com
 Office Locations:
 ■ NEW JERSEY ■ NEW MEXICO
 ■ NEW YORK ■ MARYLAND
 ■ PENNSYLVANIA ■ GEORGIA
 ■ VIRGINIA ■ TEXAS
 ■ FLORIDA ■ TENNESSEE
 ■ NORTH CAROLINA ■ COLORADO
 ■ SOUTH CAROLINA

Copyright © 2021 Maser Consulting. All Rights Reserved. This drawing and all the information contained herein is authorized for use only by the party for whom the services were contracted or to whom it is certified. This drawing may not be copied, reused, disclosed, distributed or relied upon for any other purpose without the express written consent of Maser Consulting.



811 PROTECT YOURSELF
 ALL STATES REQUIRE NOTIFICATION OF EXCAVATORS, DESIGNERS, OR ANY PERSON PREPARING TO DISTURB THE EARTH'S SURFACE ANYWHERE IN ANY STATE.
 Know what's below. Call before you dig.
 FOR STATE SPECIFIC DIRECT PHONE NUMBERS VISIT: WWW.CALL811.COM

SCALE:	AS SHOWN	JOB NUMBER:	21777477A
REV	DATE	DESCRIPTION	DRAWN BY / CHECKED BY
0	7/2/2021	ISSUED FOR CONSTRUCTION	HSG / TK

Taqi Khawaja
 CONNECTICUT PROFESSIONAL ENGINEER
 LICENSE NUMBER: PEN 03397
 MASER CONSULTING CONNECTICUT
 C.T. CIDA #: JPC 000031

Digitally signed by Taqi Khawaja
 Date: 2021.07.02 10:53:04

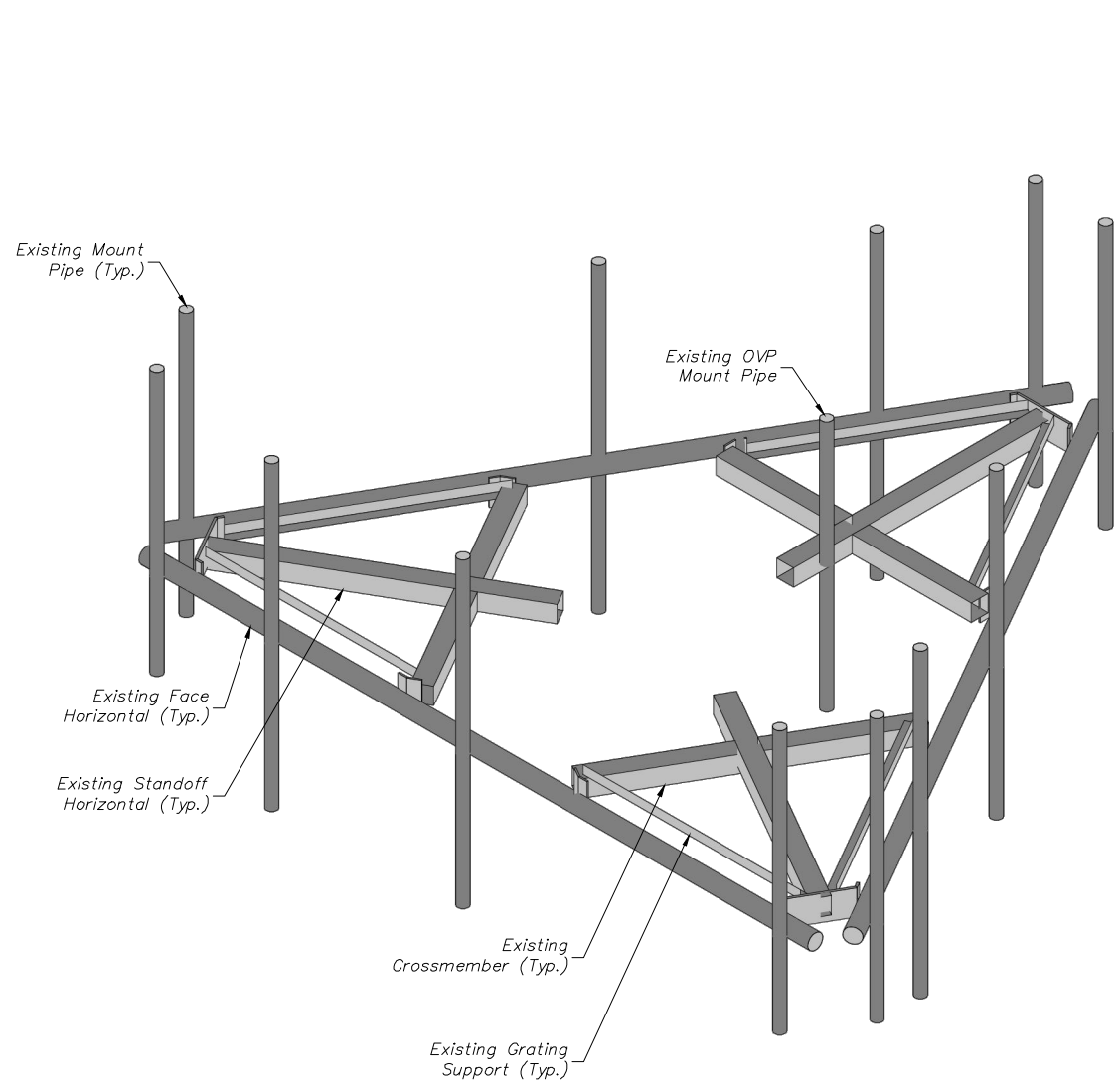
IT IS A VIOLATION OF LAW FOR ANY PERSON, UNLESS THEY ARE ACTING UNDER THE DIRECTION OF THE RESPONSIBLE LICENSED PROFESSIONAL ENGINEER, TO ALTER THIS DOCUMENT.

SITE NAME:
 WINCHESTER CT
 467698
 15 OAKDALE AVE
 WINSTED, CT 06098
 LITCHFIELD COUNTY

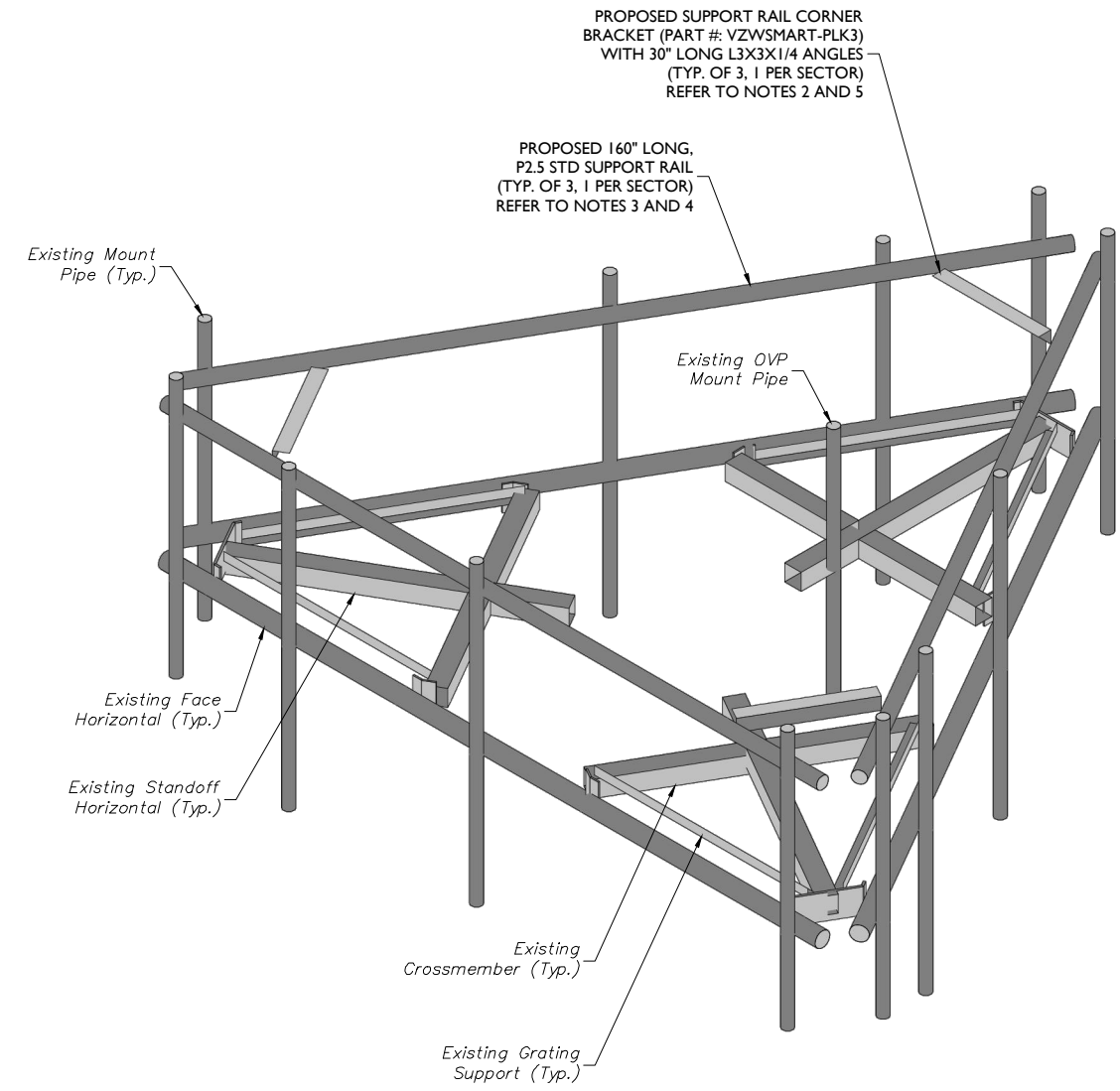
MT. LAUREL OFFICE
 2000 Piedmont Drive
 Suite 100
 Mount Laurel, NJ 08054
 Phone: 856.797.0412
 Fax: 856.722.1120

SHEET TITLE:
MODIFICATION DETAILS

SHEET NUMBER:
S-4



1 EXISTING PLATFORM ISOMETRIC VIEW
 SCALE : N.T.S.



2 PROPOSED PLATFORM ISOMETRIC VIEW
 SCALE : N.T.S.

STRUCTURAL NOTES:

- PER THE MOUNT MAPPING COMPLETED BY RKS DESIGN & ENGINEERING, LLC ON 4/19/2021, THE SAFETY CLIMB AND CLIMBING FACILITIES UP TO THE VERIZON MOUNT ELEVATION (125'-0") ARE IN GOOD CONDITION. MASER DOES NOT WARRANT THIS INFORMATION.
- INSTALL SHALL NOT CAUSE HARM TO THE STRUCTURE, CLIMBING FACILITY, SAFETY CLIMB, OR ANY SYSTEM INSTALLED ON THE STRUCTURE. TIMELY NOTICE AND DOCUMENTATION SHALL BE PROVIDED BY CONTRACTORS TO THE EOR (OF STRUCTURAL DESIGN) IF AN OBSTRUCTION WAS REQUIRED TO MEET THE RF SYSTEM DESIGN REQUIREMENTS AND PERFORMANCES.

MODIFICATION NOTES:

- MOUNT MEMBERS NOT SHOWN FOR CLARITY U.N.O.
- CONTRACTOR TO VERIFY THE LENGTH REQUIRED AND TRIM AS NECESSARY IN ACCORDANCE WITH THE 'STRUCTURAL STEEL' NOTES ON SHEET S-2.
- RADIO AND/OR TME POSITIONS SHALL BE ADJUSTED VERTICALLY AS NEEDED IN ORDER TO ACHIEVE INSTALLATION OF HORIZONTAL AS SHOWN. EOR SHALL BE NOTIFIED IF EQUIPMENT NEEDS TO BE RELOCATED TO ANOTHER MOUNT PIPE.
- CONNECT NEW SUPPORT RAIL TO ALL EXISTING VERTICAL MOUNT PIPES WITH CROSSOVER PLATES (PART #: VZWSMART-MSK1).
- CONTRACTOR SHALL CONNECT PROPOSED L3X3X1/4 ANGLES TO CORNER BRACKETS USING THE PROVIDED (8) 5/8" DIA. BOLTS, (4) BOLTS PER CONNECTION.

MASER CONSULTING CONNECTICUT
 WILL BE KNOWN AS COLLIER ENGINEERING & DESIGN IN 2021
 Customer Loyalty through Client Satisfaction
 www.maserconsulting.com
 Office Locations:
 ■ NEW JERSEY ■ NEW MEXICO
 ■ NEW YORK ■ MARYLAND
 ■ PENNSYLVANIA ■ GEORGIA
 ■ VIRGINIA ■ TEXAS
 ■ FLORIDA ■ TENNESSEE
 ■ NORTH CAROLINA ■ COLORADO
 Copyright © 2021 Maser Consulting All Rights Reserved. This drawing and all the information contained herein is authorized for use only by the party for whom the services were contracted or to whom it is certified. This drawing may not be copied, reused, disclosed, distributed or relied upon for any other purpose without the express written consent of Maser Consulting.



811 PROTECT YOURSELF
 ALL STATES REQUIRE NOTIFICATION OF EXCAVATORS, DESIGNERS, OR ANY PERSON PREPARING TO DISTURB THE EARTH'S SURFACE ANYWHERE IN ANY STATE.
 Know what's below. Call before you dig.
 FOR STATE SPECIFIC DIRECT PHONE NUMBERS VISIT: WWW.CALL811.COM

SCALE:	AS SHOWN	JOB NUMBER:	21777477A
REV	DATE	DESCRIPTION	DRAWN BY / CHECKED BY
0	7/2/2021	ISSUED FOR CONSTRUCTION	MSG / TK

Taqi Khawaja
 CONNECTICUT PROFESSIONAL ENGINEER
 LICENSE NUMBER: PEN 03977
 MASER CONSULTING CONNECTICUT
 C.T. CIDA #: JPC000031
 Digitally signed by Taqi Khawaja
 Date: 2021.07.02 10:59:33-04

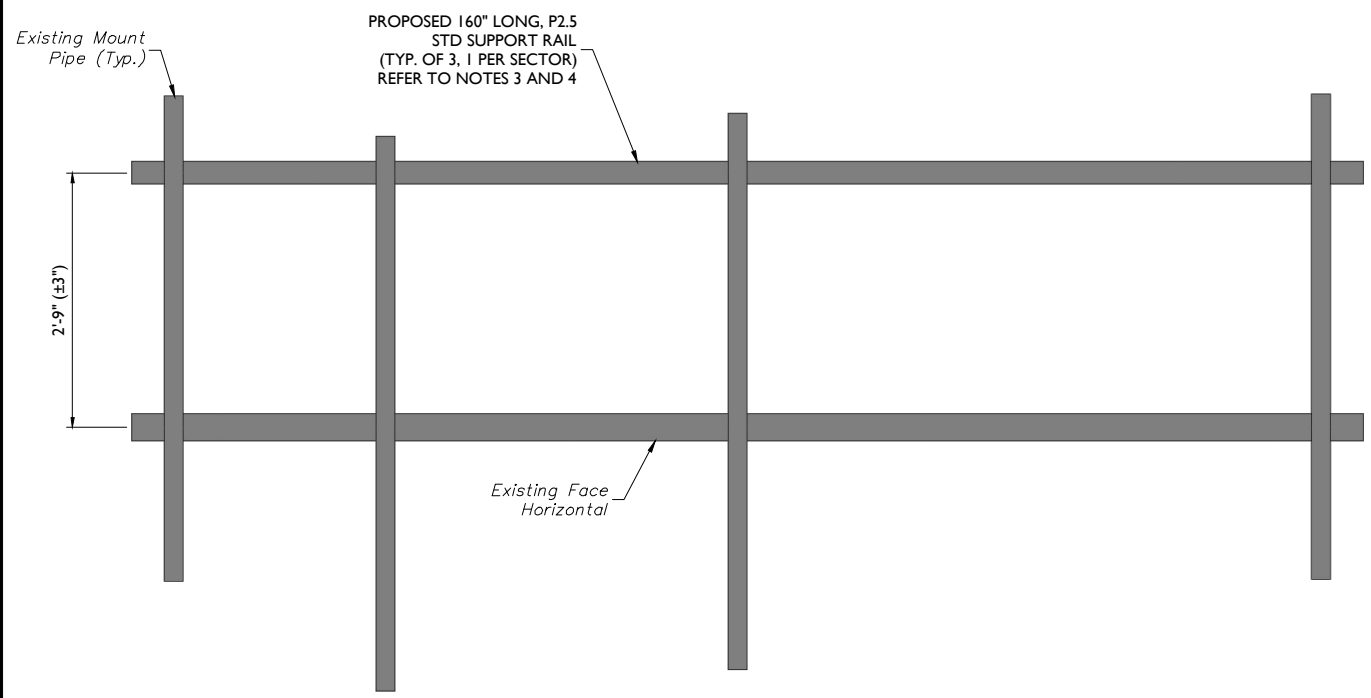
IT IS A VIOLATION OF LAW FOR ANY PERSON, UNLESS THEY ARE ACTING UNDER THE DIRECTION OF THE RESPONSIBLE LICENSED PROFESSIONAL ENGINEER, TO ALTER THIS DOCUMENT.

SITE NAME:
 WINCHESTER CT
 467698
 15 OAKDALE AVE
 WINSTED, CT 06098
 LITCHFIELD COUNTY

MT. LAUREL OFFICE
 2000 Madison Drive
 Suite 100
 Mount Laurel, NJ 08054
 Phone: 856.797.0412
 Fax: 856.722.1120

SHEET TITLE:
MODIFICATION DETAILS

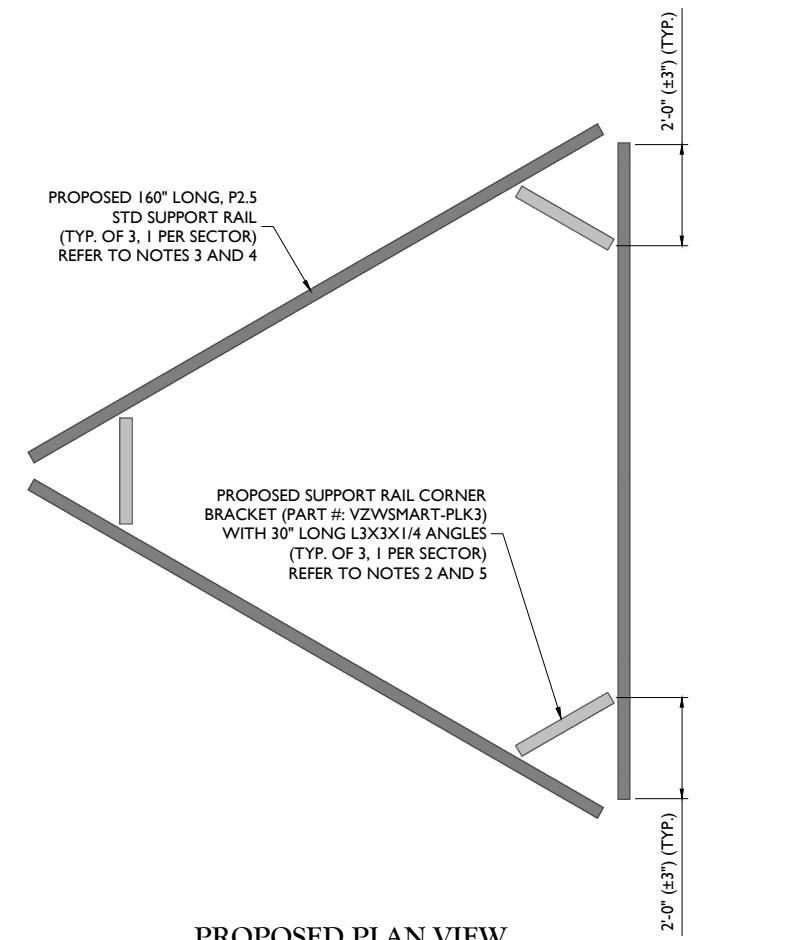
SHEET NUMBER:
S-5



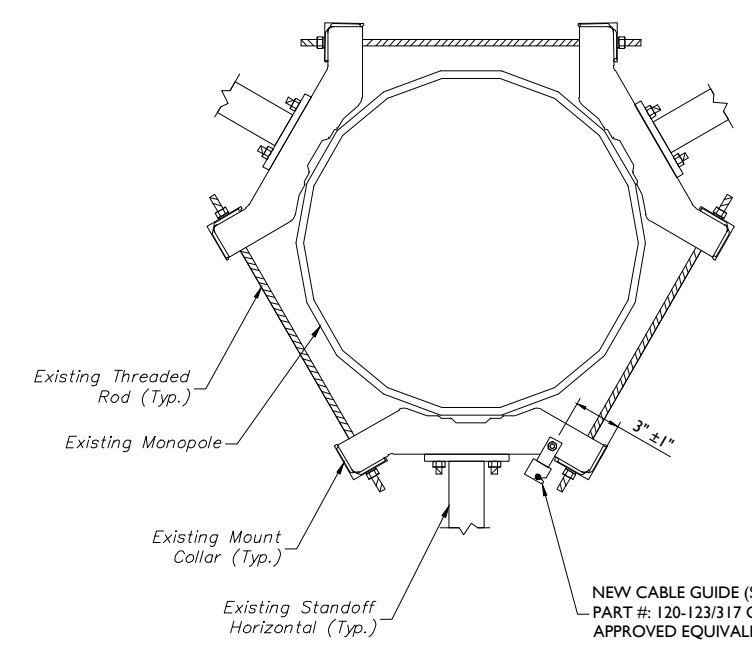
1 PROPOSED FRONT ELEVATION (TYP. ALL SECTORS)
 SCALE : N.T.S.

MODIFICATION NOTES:

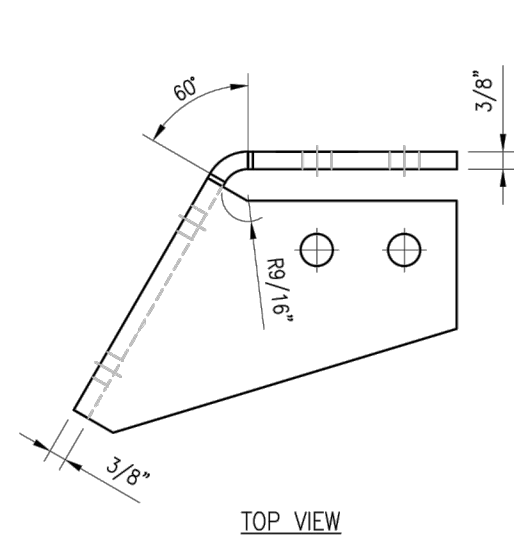
- MOUNT MEMBERS NOT SHOWN FOR CLARITY U.N.O.
- CONTRACTOR TO VERIFY THE LENGTH REQUIRED AND TRIM AS NECESSARY IN ACCORDANCE WITH THE 'STRUCTURAL STEEL' NOTES ON SHEET S-2.
- RADIO AND/OR TME POSITIONS SHALL BE ADJUSTED VERTICALLY AS NEEDED IN ORDER TO ACHIEVE INSTALLATION OF HORIZONTAL AS SHOWN. EOR SHALL BE NOTIFIED IF EQUIPMENT NEEDS TO BE RELOCATED TO ANOTHER MOUNT PIPE.
- CONNECT NEW SUPPORT RAIL TO ALL EXISTING VERTICAL MOUNT PIPES WITH CROSSOVER PLATES (PART #: VZWSMART-MSK1).
- CONTRACTOR SHALL CONNECT PROPOSED L3X3X1/4 ANGLES TO CORNER BRACKETS USING THE PROVIDED (8) 5/8" DIA. BOLTS, (4) BOLTS PER CONNECTION.



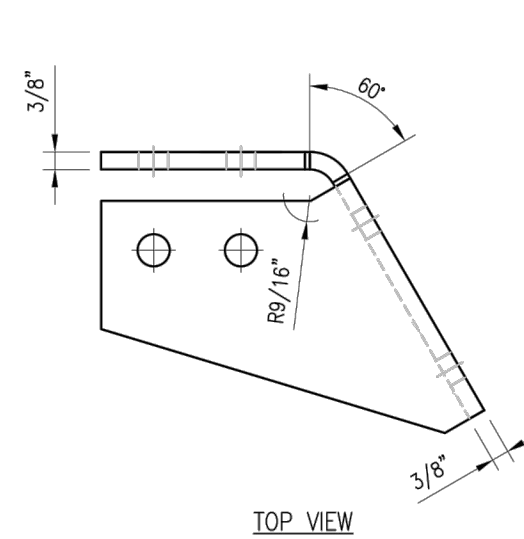
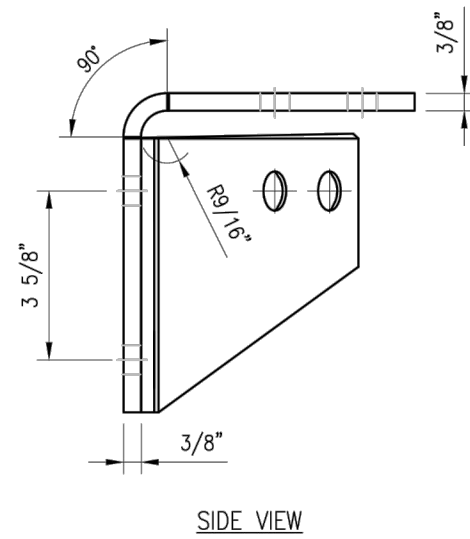
2 PROPOSED PLAN VIEW
 SCALE : N.T.S.



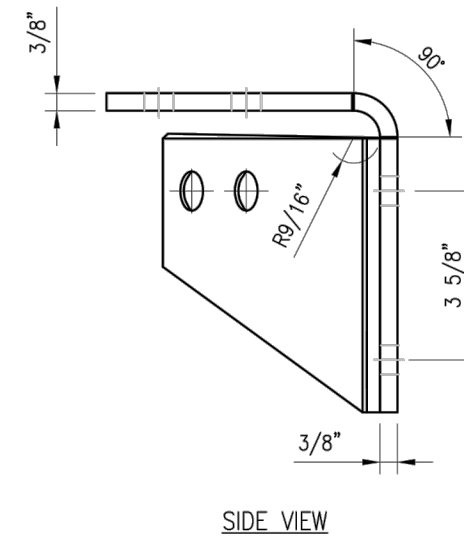
3 PROPOSED CABLE GUIDE COLLAR ATTACHMENT - PLAN VIEW
 SCALE : N.T.S.



CBP-L



CBP-R



NOTES:

- HOT-DIPPED GALVANIZED PER ASTM A123.

VZSMART-PLK3 (SUPPORT RAIL CORNER BRACKET)					
ITEM NO.	QTY.	PART NO.	DESCRIPTION	SHEET #	WT
1	1	CBP-L	CORNER BENT PLATE BRACKET	PLK3-F1	9
2	1	CBP-R	CORNER BENT PLATE BRACKET	PLK3-F1	9
3	4	MS02-625-300-500	RU-BOLT 5/8" X 3" I.W. X 5" I.L. A36 (OR EQUIV.)	RBC-1	5
4	8	---	BOLT 5/8" X 2" A325	---	3
5	16	FW-625	5/8" HDG USS FLAT WASHER	---	1
6	16	LW-625	5/8" HDG LOCK WASHER	---	0
7	16	NUT-625	5/8" HDG HEX NUT	---	2
GALVANIZED WT					30

DRAWN BY: H.R	CHECKED BY: HMA		
REV.	DESCRIPTION	BY	DATE
△	FIRST ISSUE	H.R	05/08/20
△			
△			
△			

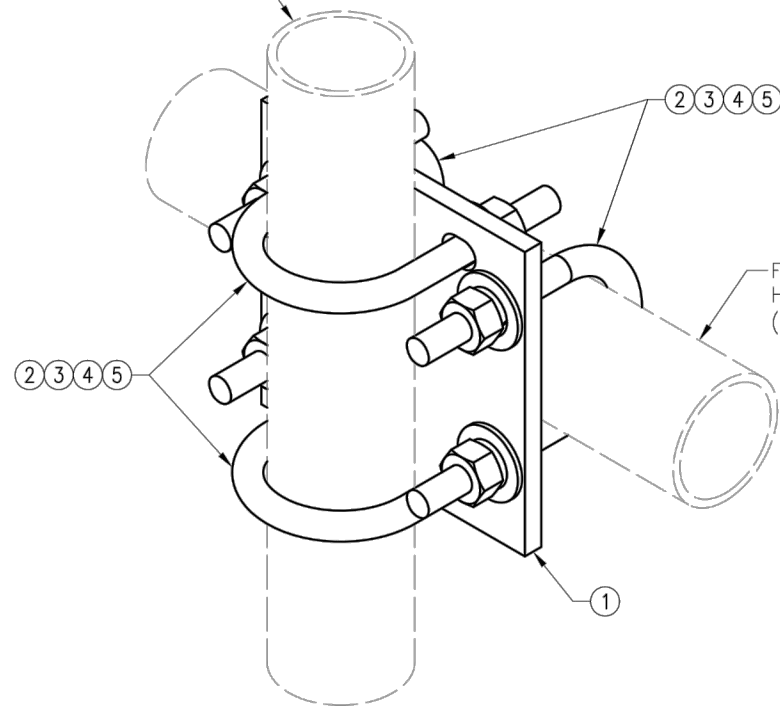
SHEET TITLE:
**VZSMART-PLK3
 SUPPORT RAIL CORNER
 BRACKET**

SHEET NUMBER: VZSMART-PLK3	REV #: 0
-------------------------------	-------------

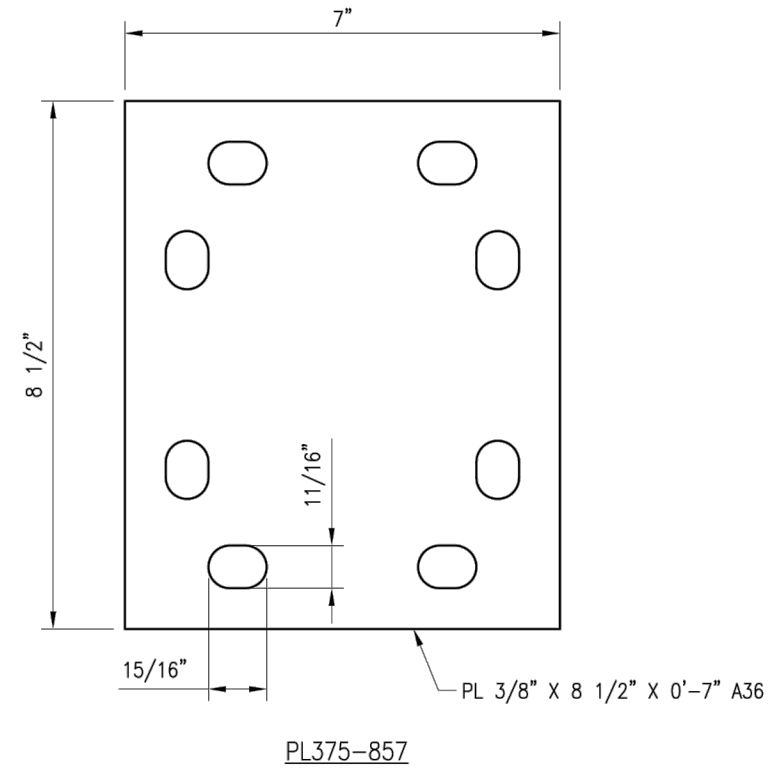
VzW
SMART Tool[®]
Vendor



FITS 2.375" O.D. AND 2.875" O.D.
 VERTICAL PIPE.
 (NOT INCLUDED IN THIS KIT)



FITS 2.375" O.D. AND 2.875" O.D.
 HORIZONTAL PIPE.
 (NOT INCLUDED IN THIS KIT)



PL375-857

DRAWN BY: H.R | CHECKED BY: HMA

REV.	DESCRIPTION	BY	DATE
1	FIRST ISSUE	H.R	05/08/20

SHEET TITLE:

VZSMART-MSK1
 CROSSOVER PLATE

SHEET NUMBER: VZSMART-MSK1 | REV #: 0

VZSMART-MSK1 (CROSSOVER PLATE)					
ITEM NO.	QTY.	PART NO.	DESCRIPTION	SHEET #	WT
1	1	PL375-857	PL 3/8" X 8 1/2" X 0'-7" A36	MSK1-F1	6
2	4	MS02-625-300-500	RU-BOLT 5/8" X 3" I.W. X 5" I.L. A36 (OR EQUIV.)	RBC-1	5
3	8	FW-625	5/8" HDG USS FLAT WASHER	---	1
4	8	LW-625	5/8" HDG LOCK WASHER	---	0
5	8	NUT-625	5/8" HDG HEX NUT	---	1
GALVANIZED WT					14

NOTES:
 1. HOT-DIPPED GALVANIZED PER ASTM A123.