

EM-CING-162-121126

HPC Wireless Services

111 Plain Rd.

Box 2

New Britain, CT, 06811

Phone: 860.797.1112



November 20, 2012

ORIGINAL

VIA OVERNIGHT COURIER

Connecticut Siting Council
10 Franklin Square
New Britain, Connecticut 06051
Attn: Ms. Linda Roberts, Executive Director

RECEIVED
NOV 26 2012
CONNECTICUT
SITING COUNCIL

Re: New Cingular Wireless PCS, LLC – Exempt Modification
15 Oakdale Avenue, (aka 108 Oakdale Avenue), Winsted

Dear Ms. Roberts:

This letter and attachments are submitted on behalf of New Cingular Wireless PCS, LLC (“AT&T”). AT&T is making modifications to certain existing sites in its Connecticut system in order to implement LTE technology. Please accept this letter and attachments as notification, pursuant to Section 16-50j-73 of the Regulations of Connecticut State Agencies (“R.S.C.A.”), of construction that constitutes an exempt modification pursuant to R.C.S.A. Section 16-50j-72(b)(2). In compliance with R.C.S.A. Section 16-50j-73, a copy of this letter and attachments is being sent to the First Selectman of the City of Winsted.

AT&T plans to modify the existing wireless communications facility owned by American Tower Corp. and located at 150 Oakdale Avenue (aka 108 Oakdale Avenue), Winsted (coordinates 41° -54’-52” N, 73°-03’-13” W). Attached are a compound plan and elevation depicting the planned changes, and documentation of the structural sufficiency of the structure to accommodate the revised antenna configuration, subject to modifications detailed in the attached structural documentation. Also included is a power density report reflecting the modification to AT&T’s operations at the site.

The changes to the facility do not constitute a modification as defined in Connecticut General Statutes (“C.G.S.”) Section 16-50i(d) because the general physical characteristics of the facility will not be significantly changed. Rather, the planned changes to the facility fall squarely within those activities explicitly provided for in R.C.S.A. Section 16-50j-72(b)(2).

1. AT&T will add three (3) LTE panel antennas on new pipe mounts attached to the existing platform, and at the same centerline height of the existing GSM/UMTS antennas of approximately 184’. Six (6) RRUs (remote radio units) will be placed behind the

LTEs on new mounts, and a Surge Arrestor on a new mounting pipe attached to the platform, all also at a centerline height of approximately 184'. AT&T will also place DC power and fiber runs along the existing coaxial cable run. These changes will not extend the height of the approximately 180' structure.

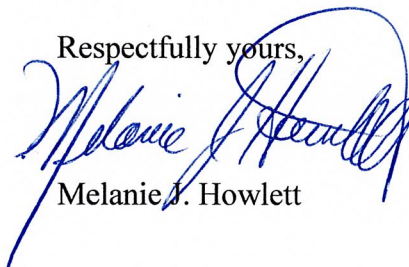
2. AT&T will place related equipment in an existing Equipment Shelter and mount a new GPS antenna on the existing Equipment Shelter. These changes will be within the existing compound and will have no effect on the site boundaries.

3. The proposed changes will not increase the noise level at the existing facility by six (6) decibels or more. The incremental effect of the proposed changes will be negligible.

4. The changes to the facility will not increase the calculated "worst case" power density for the combined operations at the site to a level at or above the applicable standard for uncontrolled environments as calculated for a mixed frequency site. As indicated on the attached report prepared by C Squared Systems, LLC, AT&T's operations at the site will result in a power density of approximately .94%; the combined site operations will result in a total power density of approximately 46.277%.

Please do not hesitate to contact me by phone at (203) 610-1071, or by e-mail at mjhowlett@optonline.net, if there are any questions concerning this matter. Thank you for your consideration.

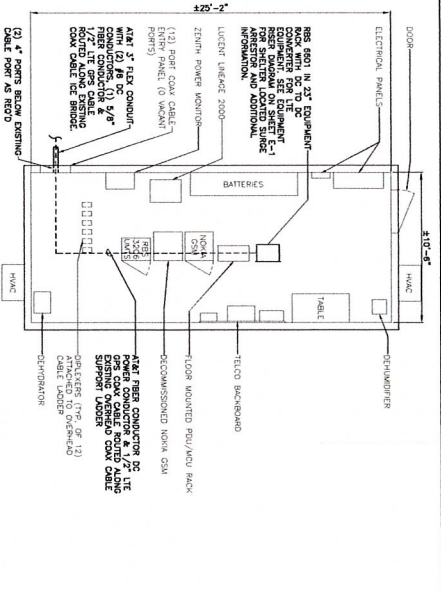
Respectfully yours,



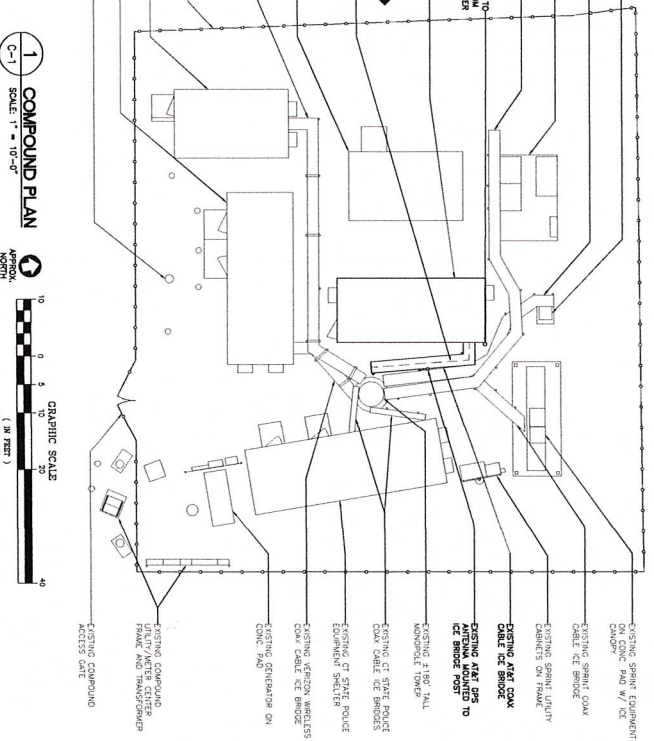
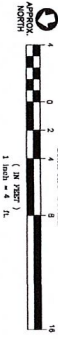
Melanie J. Howlett

Attachments

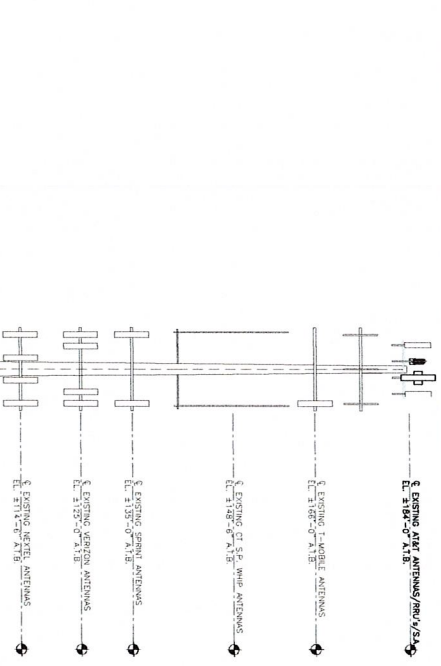
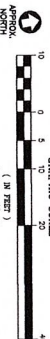
cc: Honorable Mary Ann Welcome, Mayor, City of Winsted
William and Richard Stowe (underlying property owners)



2 EQUIPMENT BUILDING FLOOR PLAN
 SCALE: 1/8" = 1'-0"



1 COMPOUND PLAN
 SCALE: 1" = 10'-0"

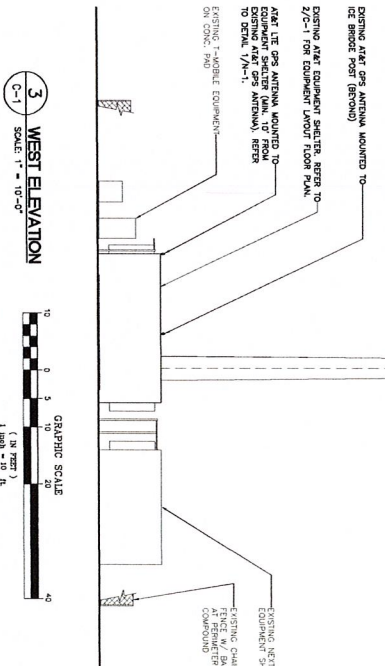


3 WEST ELEVATION
 SCALE: 1" = 10'-0"




TOWER STRUCTURAL NOTES

- EXISTING TOWER STRUCTURAL ANALYSIS ENGINEER LOCATED IN THE STATE OF MASSACHUSETTS HAS REVIEWED THE INSULATION OF THE ADDITIONAL TOWER LOADING DESIGNATED HEREIN.
- WIND SPEED, 60 MPH FASTEST 1-MILE GUST (S174-222-2' WIND SPEED) SHALL BE USED FOR ALL WIND LOADS OVER APPROX. 4' OR THE GROUND SURFACE.
- REFERENCE STANDARD: EN/TH-222-2' AS REFERRED BY SECTION 3108.4 OF THE SPEC.



3 WEST ELEVATION
 SCALE: 1" = 10'-0"



REVISION SET	DATE	BY	CHK'D BY
0	8/10/12	MMR	MMR
1			
2			
3			
4			
5			
6			
7			
8			
9			
10			

AT&T MOBILITY
 WIRELESS COMMUNICATIONS FACILITY UPGRADE
CT1071
 WINSTED/WINCHESTER

15 OAKDALE AVENUE
 WINSTED, CT 06096

TELUM
 at&t

CENEX
 Connected to the Network™

2008 QUALITY AWARD
 BEST COMMUNICATIONS FACILITY UPGRADE
 WINNER CT1060

www.Centelogy.com

C-1
 SCALE: 1" = 10'-0"

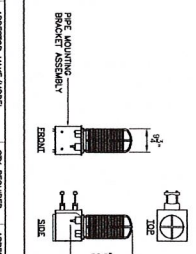
DATE: 8/10/12
 SCALE: AS NOTED
 JOB NO.: 17003.0210

PLANS AND ELEVATION

Sheet No. 3 of 3

SITE TYPE	ARRESTOR MAKE/MODEL	QTY REQUIRED	ANTENNA LOCATION	WEIGHT
LANE	BRUNN (ROUND)	(1) PER SITE	TOWER, ADJACENT TO 50 LBS. PER ANTENNA AND R/W	(MINI-HOT MOUNT)
LANE	DOE-48-60-18-4"	(1) PER SITE	TOWER, ADJACENT TO 50 LBS. PER ANTENNA AND R/W	(MINI-HOT MOUNT)

NOTES:
 1. CONNECTION TO COORDINATE FINAL SURGE ARRESTOR MODEL SELECTIONS WITH MANUFACTURERS.
 2. CONNECTION TO INITIAL ARRESTOR IN COMPLIANCE WITH MANUFACTURERS' RECOMMENDATIONS.



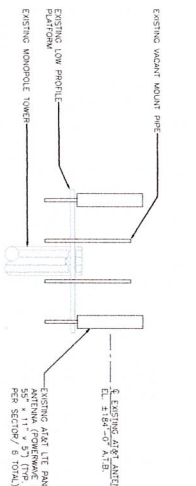
6 SURGE ARRESTOR DETAIL
 C-2 NOT TO SCALE

EQUIPMENT	DIMENSIONS	WEIGHT	SPACINGS
LANE EMISSION MODEL 11	17.8" x 17.2" x 7.2"	5.44 LBS.	12" MIN. BELOW
LANE EMISSION MODEL 11	17.8" x 17.2" x 7.2"	5.44 LBS.	12" MIN. BELOW

NOTES:
 1. CONNECTION TO COORDINATE FINAL EQUIPMENT MODEL SELECTION WITH MFR

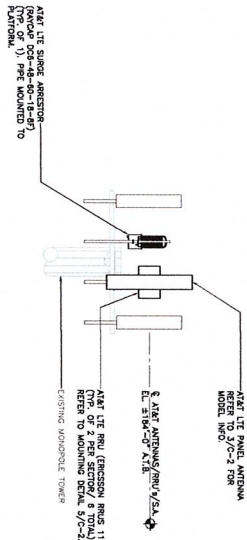
7 RRU DETAIL
 C-2 NOT TO SCALE

NOTES:
 1. REPORT LOCATIONS PER TO COORDINATE & PROPOSED UPGRADE.
 2. COORDINATE LOCATION OF THE ANTENNA, EXISTING NON-AIR ANTENNAS WITH ANTENNA OWNER.
 3. REFER TO STRUCTURAL MANAGER AND OF ANTENNA AND COAX. INSTALLATION



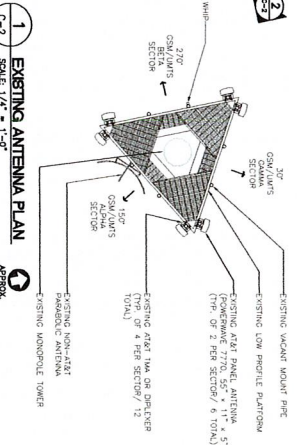
2 EXISTING ANTENNA SECTOR ELEVATION
 C-2 SCALE 1/4" = 1'-0"

NOTE:
 1. REPORT LOCATIONS PER TO COORDINATE & PROPOSED UPGRADE.
 2. COORDINATE LOCATION OF THE ANTENNA, EXISTING NON-AIR ANTENNAS WITH ANTENNA OWNER.
 3. REFER TO STRUCTURAL MANAGER AND OF ANTENNA AND COAX. INSTALLATION

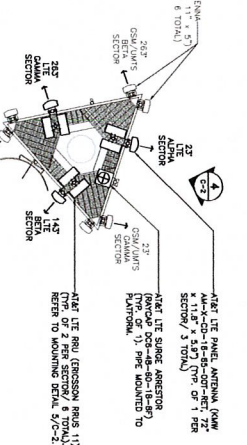


4 PROPOSED LTE ANTENNA SECTOR ELEVATION
 C-2 SCALE 1/4" = 1'-0"

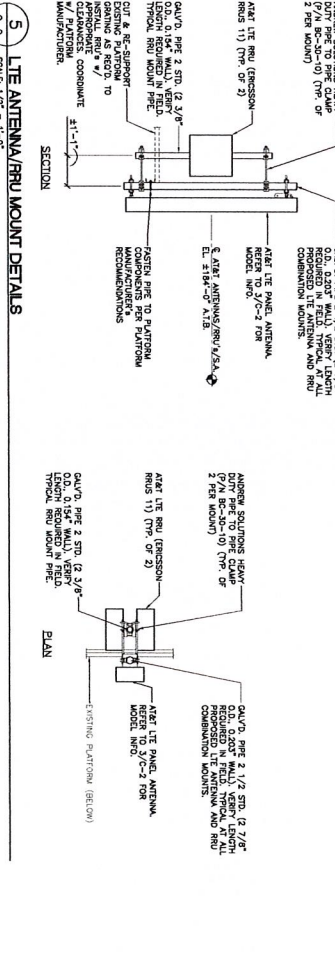
3 PROPOSED ANTENNA PLAN
 C-2 SCALE 1/4" = 1'-0"



1 EXISTING ANTENNA PLAN
 C-2 SCALE 1/4" = 1'-0"



5 LTE ANTENNA/RRU MOUNT DETAILS
 C-2 SCALE 1/2" = 1'-0"



AT&T MOBILITY
 WIRELESS COMMUNICATIONS FACILITY LTE UPGRADE
CT1071
 WINSTED/WINCHESTER
 15 OAKDALE AVENUE
 WINSTED, CT 06096

DATE: 6/10/12
 SCALE: AS SHOWN
 JOB NO.: 13083.0010

REVISIONS:

NO.	DATE	BY	CHKD BY	DESCRIPTION
0	6/10/12	HNR	DEB	CONSTRUCTION - CLIENT REVIEW

PROFESSIONAL ENGINEER SEAL

RENEW SET

AT&T
 ENTEK

C-2

Sheet No. 5 of 5



C Squared Systems, LLC
65 Dartmouth Drive, Unit A3
Auburn, NH 03032
(603) 644-2800
support@csquaredsystems.com

Calculated Radio Frequency Emissions



CT1071

(Winsted/Winchester)

15 Oakdale Avenue, Winsted, CT 06098

November 19, 2012

Table of Contents

1. Introduction.....	1
2. FCC Guidelines for Evaluating RF Radiation Exposure Limits.....	1
3. RF Exposure Prediction Methods.....	2
4. Calculation Results.....	3
5. Conclusion.....	4
6. Statement of Certification.....	4
Attachment A: References.....	5
Attachment B: FCC Limits for Maximum Permissible Exposure (MPE).....	6
Attachment C: AT&T Antenna Data Sheets and Electrical Patterns.....	8

List of Tables

Table 1: Carrier Information.....	3
Table 2: FCC Limits for Maximum Permissible Exposure (MPE).....	6

List of Figures

Figure 1: Graph of FCC Limits for Maximum Permissible Exposure (MPE).....	7
---	---

1. Introduction

The purpose of this report is to investigate compliance with applicable FCC regulations for the proposed modifications to the existing AT&T antenna arrays mounted on the monopole tower located at 15 Oakdale Avenue in Winsted, CT. The coordinates of the tower are: 41°55'18.0984", 73°02'58.2".

AT&T is proposing the following modifications:

- 1) Install three multi-band (700/850/1900/2100 MHz) antennas (one per sector) for their LTE network.

2. FCC Guidelines for Evaluating RF Radiation Exposure Limits

In 1985, the FCC established rules to regulate radio frequency (RF) exposure from FCC licensed antenna facilities. In 1996, the FCC updated these rules, which were further amended in August 1997 by OET Bulletin 65 Edition 97-01. These new rules include Maximum Permissible Exposure (MPE) limits for transmitters operating between 300 kHz and 100 GHz. The FCC MPE limits are based upon those recommended by the National Council on Radiation Protection and Measurements (NCRP), developed by the Institute of Electrical and Electronics Engineers, Inc., (IEEE) and adopted by the American National Standards Institute (ANSI).

The FCC general population/uncontrolled limits set the maximum exposure to which most people may be subjected. General population/uncontrolled exposures apply in situations in which the general public may be exposed, or in which persons that are exposed as a consequence of their employment may not be fully aware of the potential for exposure or cannot exercise control over their exposure.

Public exposure to radio frequencies is regulated and enforced in units of milliwatts per square centimeter (mW/cm^2). The general population exposure limits for the various frequency ranges are defined in the attached "FCC Limits for Maximum Permissible Exposure (MPE)" in Attachment B of this report.

Higher exposure limits are permitted under the occupational/controlled exposure category, but only for persons who are exposed as a consequence of their employment and who have been made fully aware of the potential for exposure, and they must be able to exercise control over their exposure. General population/uncontrolled limits are five times more stringent than the levels that are acceptable for occupational, or radio frequency trained individuals. Attachment B contains excerpts from OET Bulletin 65 and defines the Maximum Exposure Limit.

Finally, it should be noted that the MPE limits adopted by the FCC for both general population/uncontrolled exposure and for occupational/controlled exposure incorporate a substantial margin of safety and have been established to be well below levels generally accepted as having the potential to cause adverse health effects.

3. RF Exposure Prediction Methods

The emission field calculation results displayed in the following figures were generated using the following formula as outlined in FCC bulletin OET 65:

$$\text{Power Density} = \left(\frac{1.6^2 \times EIRP}{4\pi \times R^2} \right) \times \text{Off Beam Loss}$$

Where:

EIRP = Effective Isotropic Radiated Power

R = Radial Distance = $\sqrt{(H^2 + V^2)}$

H = Horizontal Distance from antenna in meters

V = Vertical Distance from radiation center of antenna in meters

Ground reflection factor of 1.6

Off Beam Loss is determined by the selected antenna pattern –

These calculations assume that the antennas are operating at 100 percent capacity and power, and that all channels are transmitting simultaneously. Obstructions (trees, buildings, etc.) that would normally attenuate the signal are not taken into account. The calculations assume even terrain in the area of study and do not take into account actual terrain elevations which could attenuate the signal. As a result, the predicted signal levels reported below are much higher than the actual signal levels will be from the finished modifications.

4. Calculation Results

Table 1 below outlines the power density information for the site. Because the proposed AT&T antennas are directional in nature, the majority of the RF power is focused out towards the horizon. As a result, there will be less RF power directed below the antennas relative to the horizon, and consequently lower power density levels around the base of the tower. Please refer to Attachment C for the vertical pattern of the proposed AT&T antennas. The calculated results for AT&T in Table 1 include a nominal 10 dB off-beam pattern loss to account for the lower relative gain below the antennas.

Carrier	Antenna Height (Feet)	Operating Frequency (MHz)	Number of Trans.	ERP Per Transmitter (Watts)	Power Density (mw/cm ²)	Limit	%MPE
<i>Cingular UMTS</i>	187	880	1	500	0.0051	0.5867	0.88%
<i>Cingular GSM</i>	187	880	4	296	0.0122	0.5867	2.08%
<i>Cingular GSM</i>	187	1930	2	427	0.0088	1.0000	0.88%
Pocket	105	2130	3	631	0.0617	1.0000	6.17%
T-Mobile	166	1945	8	145	0.0151	1.0000	1.51%
CTPD	160	866	2	1080	0.0303	0.5773	5.25%
Sprint	134	1930	11	395	0.0870	1.0000	8.70%
Verizon PCS	125	1970	7	259	0.0417	1.0000	4.17%
Verizon cellular	125	869	9	263	0.0545	0.5793	9.40%
Verizon AWS	125	2145	1	670	0.0154	1.0000	1.54%
Verizon LTE	125	698	1	858	0.0197	0.4653	4.24%
Nextel	115	851	9	100	0.0245	0.5673	4.31%
AT&T UMTS	184	880	2	565	0.0012	0.5867	0.20%
AT&T UMTS	184	1900	2	875	0.0019	1.0000	0.19%
AT&T LTE	184	734	1	1313	0.0014	0.4893	0.28%
AT&T GSM	184	880	1	283	0.0003	0.5867	0.05%
AT&T GSM	184	1900	4	525	0.0022	1.0000	0.22%
						Total	46.27%

Table 1: Carrier Information¹²³

¹ The existing CSC filing for Cingular should be removed and replaced with the updated AT&T technologies and values provided in Table 1. The power density information for carriers other than AT&T was taken directly from the CSC database dated 7/26/2012. Please note that %MPE values listed are rounded to two decimal points. The total %MPE listed is a summation of each unrounded contribution. Therefore, summing each rounded value may not reflect the total value listed in the table.

² In the case where antenna models are not uniform across all 3 sectors for the same frequency band, the antenna model with the highest gain was used for the calculations to present a worse-case scenario.

³ Antenna height listed for AT&T is in reference to the American Tower Corporation Structural Analysis dated September 12, 2012


5. Conclusion

The above analysis verifies that emissions from the existing site will be below the maximum power density levels as outlined by the FCC in the OET Bulletin 65 Ed. 97-01. Even when using conservative methods, the cumulative power density from the proposed transmit antennas at the existing facility is below the limits for the general public. The highest expected percent of Maximum Permissible Exposure at ground level is **46.27% of the FCC limit**.

As noted previously, obstructions (trees, buildings, etc.) that would normally attenuate the signal are not taken into account. As a result, the predicted signal levels are more conservative (higher) than the actual signal levels will be from the finished modifications.

6. Statement of Certification

I certify to the best of my knowledge that the statements in this report are true and accurate. The calculations follow guidelines set forth in ANSI/IEEE Std. C95.3, ANSI/IEEE Std. C95.1 and FCC OET Bulletin 65 Edition 97-01.



Daniel L. Goulet
C Squared Systems, LLC

November 19, 2012

Date

Attachment A: References

OET Bulletin 65 - Edition 97-01 - August 1997 Federal Communications Commission Office of Engineering & Technology

ANSI C95.1-1982, American National Standard Safety Levels With Respect to Human Exposure to Radio Frequency Electromagnetic Fields, 300 kHz to 100 GHz. IEEE-SA Standards Board

IEEE Std C95.3-1991 (Reaff 1997), IEEE Recommended Practice for the Measurement of Potentially Hazardous Electromagnetic Fields - RF and Microwave. IEEE-SA Standards Board

Attachment B: FCC Limits for Maximum Permissible Exposure (MPE)

(A) Limits for Occupational/Controlled Exposure⁴

Frequency Range (MHz)	Electric Field Strength (E) (V/m)	Magnetic Field Strength (E) (A/m)	Power Density (S) (mW/cm ²)	Averaging Time E ² , H ² or S (minutes)
0.3-3.0	614	1.63	(100)*	6
3.0-30	1842/f	4.89/f	(900/f ²)*	6
30-300	61.4	0.163	1.0	6
300-1500	-	-	f/300	6
1500-100,000	-	-	5	6

(B) Limits for General Population/Uncontrolled Exposure⁵

Frequency Range (MHz)	Electric Field Strength (E) (V/m)	Magnetic Field Strength (E) (A/m)	Power Density (S) (mW/cm ²)	Averaging Time E ² , H ² or S (minutes)
0.3-1.34	614	1.63	(100)*	30
1.34-30	824/f	2.19/f	(180/f ²)*	30
30-300	27.5	0.073	0.2	30
300-1500	-	-	f/1500	30
1500-100,000	-	-	1.0	30

f = frequency in MHz * Plane-wave equivalent power density

Table 2: FCC Limits for Maximum Permissible Exposure (MPE)

⁴ Occupational/controlled limits apply in situations in which persons are exposed as a consequence of their employment provided those persons are fully aware of the potential for exposure and can exercise control over their exposure. Limits for occupational/controlled exposure also apply in situations when an individual is transient through a location where occupational/controlled limits apply provided he or she is made aware of the potential for exposure

⁵ General population/uncontrolled exposures apply in situations in which the general public may be exposed, or in which persons that are exposed as a consequence of their employment may not be fully aware of the potential for exposure or cannot exercise control over their exposure

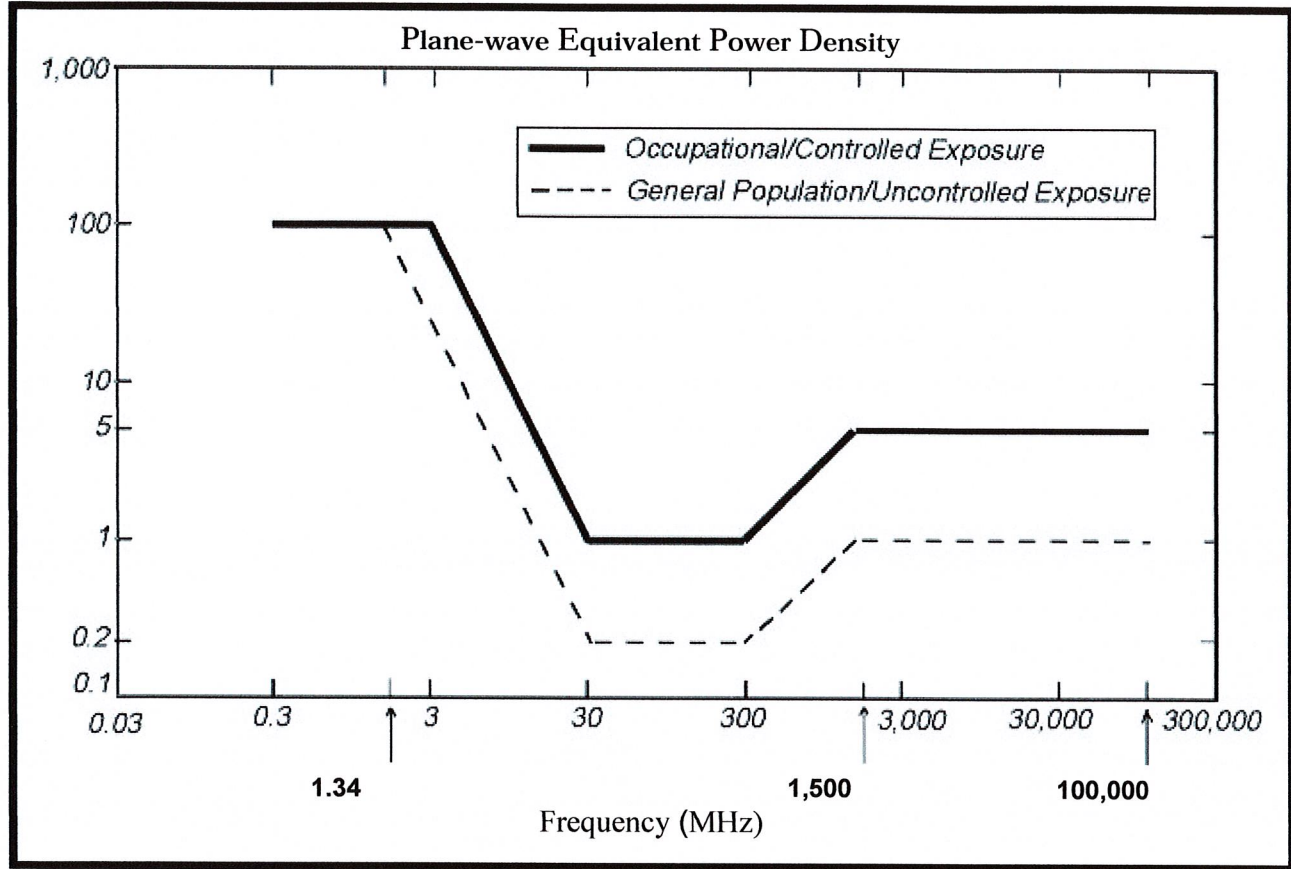
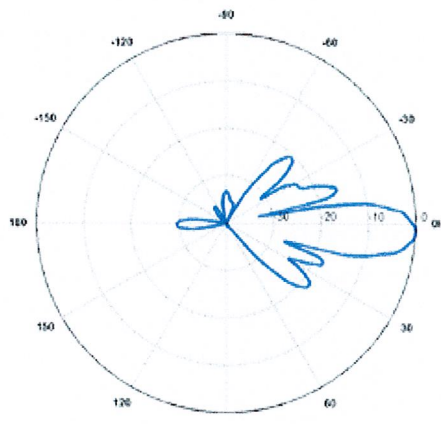
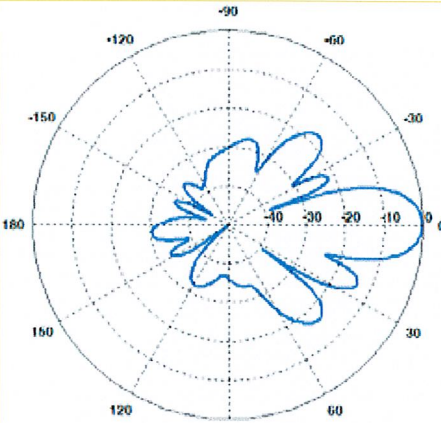
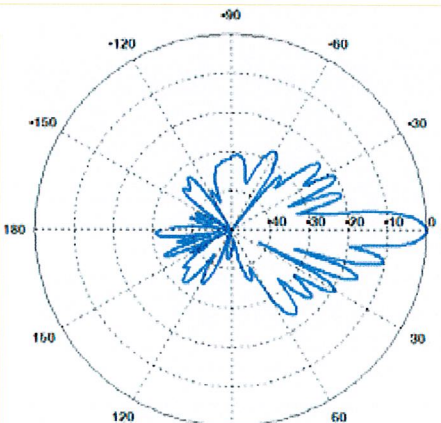



Figure 1: Graph of FCC Limits for Maximum Permissible Exposure (MPE)

Attachment C: AT&T Antenna Data Sheets and Electrical Patterns

<p>700 MHz</p> <p>Manufacturer: KMW Model #: AM-X-CD-16-65-00T-RET Frequency Band: 698-806 MHz Gain: 13.35 dBd Vertical Beamwidth: 12.3° Horizontal Beamwidth: 65° Polarization: Dual Slant $\pm 45^\circ$ Size L x W x D: 72.0" x 11.8" x 5.9"</p>	
<p>850 MHz</p> <p>Manufacturer: Powerwave Model #: 7770.00 Frequency Band: 824-896 MHz Gain: 11.5 dBd Vertical Beamwidth: 15° Horizontal Beamwidth: 82° Polarization: Dual Linear $\pm 45^\circ$ Size L x W x D: 55.0" x 11.0" x 5.0"</p>	
<p>1900 MHz</p> <p>Manufacturer: Powerwave Model #: 7770.00 Frequency Band: 1850-1990 MHz Gain: 13.4 dBd Vertical Beamwidth: 7° Horizontal Beamwidth: 86° Polarization: Dual Linear $\pm 45^\circ$ Size L x W x D: 55.0" x 11.0" x 5.0"</p>	



AMERICAN TOWER®

C O R P O R A T I O N
 ATC TOWER SERVICES, INC.
 400 REGENCY FOREST DRIVE
 CARY, NORTH CAROLINA 27518
 PHONE: (919) 468-0112 / FAX: (919) 466-5040

302506 - WINCHESTER CT 3, CONNECTICUT 180 FT EEI MONOPOLE MODIFICATIONS

PROJECT DESCRIPTION:
 THE MODIFICATIONS PRESENTED ON THESE DRAWINGS ARE BASED ON THE RECOMMENDATIONS OUTLINED IN THE STRUCTURAL ANALYSIS COMPLETED UNDER ENGINEERING PROJECT NUMBER 50492933 DATED 09/17/12. SATISFACTORY COMPLETION OF THE WORK INDICATED ON THESE DRAWINGS WILL RESULT IN THE STRUCTURE MEETING THE REQUIREMENTS OF THE SPECIFICATIONS UNDER WHICH THE STRUCTURAL WAS COMPLETED.

PROJECT SUMMARY

ATC PROJECT NUMBER: 50492933
 CUSTOMER: AT&T MOBILITY
 CUSTOMER SITE NUMBER: CT1071
 CUSTOMER SITE NAME: WINCHESTER
 SITE ADDRESS: HOLABIRD AVENUE (E. OF FLORENCE ST.)
 WINSTED, CT 06098
 DATE: 10/15/12
 REVISION: 0

I hereby certify that this engineering document was prepared by me or under my direct personal supervision and that I am a duly licensed Professional Engineer under the laws of the state of Connecticut.




DESCRIPTION	AS-BUILT SIGN-OFF SIGNATURE	DATE
CONTRACTOR NAME		
CONTRACTOR REP. (PRINT NAME)		
CONTRACTOR REP. (SIGNATURE)		
REDEVELOPMENT P.M. (PRINT NAME)		
REDEVELOPMENT P.M. (SIGNATURE)		

SHEET	SHEET TITLE	REV.
BOM	BILL OF MATERIALS (1 PAGE)	0
IGN	IBC GENERAL NOTES	0
A-1	MODIFICATION PROFILE	0
A-2	FOUNDATION DETAILS	0
A-3	REINFORCEMENT INSTALLATION DETAILS	0
A-3A	REINFORCEMENT INSTALLATION DETAILS (CONTD)	0
BR-20C	#20 BAR BRACKET (CONCENTRIC)	0
BR-20C	#20 BAR BRACKET (ECCENTRIC)	0
TB-20C-12	#20 BAR TERMINATION BRACKET (CONCENTRIC 12 U-BOLT)	0
TB-20C-12	#20 BAR TERMINATION BRACKET (ECCENTRIC 12 U-BOLT)	0
#20SB	#20 STEP BOLT BRACKET FABRICATION AND INSTALLATION DETAILS	0

BILL OF MATERIALS

QUANTITY REQUIRED	QUANTITY PROVIDED	PART NUMBER	DESCRIPTION	LENGTH	SHEET LIST	PART WEIGHT	WEIGHT (lb)	NOTES
16	16	DYWIDAG REINFORCEMENT MATERIAL & HARDWARE	30'-0"	A-1, A-3	501.0	8016	GALVANIZED
12	12	#20 COUPLER W/ (2) HEX NUTS EA	GALVANIZED
84	84	BR-20C	L 6" X 3 1/2" X 3/8"	1'-0"	A-3, BR-20C	12.3	1033	CONCENTRIC
84	84	BR-20E	L 6" X 3 1/2" X 3/8"	1'-0"	A-3, BR-20E	12.3	1033	ECCENTRIC
4	4	TB-20C-12	L 6" X 3 1/2" X 3/8"	3'-6 3/4"	A-3, TB-20C-12	43.8	175	CONCENTRIC
4	4	TB-20E-12	L 6" X 3 1/2" X 3/8"	3'-6 3/4"	A-3, TB-20E-12	43.8	175	ECCENTRIC
515	541	RUH4	RU-BOLT, 5/8"Ø X 3 1/8" C/C	BR-20E	(2) HHR-LKW / GALVANIZED
392	412	HOLLO-BOLT, 5/8"Ø (M16) LINDAPTER	GALVANIZED
83	83	#20SB	STEP BOLT WELDMENT	0'-7 1/4"	#20SB	2.5	208	
TOTAL WEIGHT (lb)						10,640		



AMERICAN TOWER®
ATC TOWER SERVICES, INC.
400 REGENCY FOREST DRIVE
SUITE 300 B
CHRY INC 27819
PH: (919) 665-5112
FAX: (919) 665-5115
NYSE: AWT


THESE ISSUANCES AND/OR THE ACCOMPANYING EXHIBIT REPRESENT THE DESIGN OF THE PROJECT AND THE DESIGN SHALL BE RESTRICTED TO THE PROJECT AND NOT BE REPRODUCED OR USED FOR ANY OTHER PROJECT WITHOUT THE WRITTEN CONSENT OF THE DESIGNER. THE DESIGNER SHALL BE RESPONSIBLE FOR THE DESIGN AND NOT FOR THE CONSTRUCTION OF THE PROJECT. THE DESIGNER SHALL BE RESPONSIBLE FOR THE DESIGN AND NOT FOR THE CONSTRUCTION OF THE PROJECT. THE DESIGNER SHALL BE RESPONSIBLE FOR THE DESIGN AND NOT FOR THE CONSTRUCTION OF THE PROJECT.

REV: _____ BY: _____ DATE: _____


DESCRIPTION: DMB 10/15/12

NO. _____ FIRST ISSUE

ATC SITE NUMBER: 302506
ATC SITE NAME: WINCHESTER CT 3 CONNECTICUT
SITE ADDRESS: HOLLARD AVENUE (E. OF FLORENCE ST.) WINSTED, CT 06898



10/15/12

DESIGN BY: DMB
APPROVED BY: 
DATE DRAWN: 10/15/12
ATC JOB NO: 30492933
SHEET TITLE: BILL OF MATERIALS

SHEET NUMBER: BOM

REV: # 0

GENERAL

1. ALL METHODS, MATERIALS AND WORKMANSHIP SHALL FOLLOW THE DICTATES OF GOOD CONSTRUCTION PRACTICE.
2. ALL WORK INDICATED ON THESE DRAWINGS SHALL BE PERFORMED BY QUALIFIED CONTRACTORS EXPERIENCED IN TOWER AND FOUNDATION CONSTRUCTION.
3. THE CONTRACTOR SHALL NOTIFY THE ENGINEER OF RECORD IMMEDIATELY OF ANY INSTALLATION INTERFERENCES. ALL NEW WORK SHALL ACCOMMODATE EXISTING CONDITIONS. DETAILS NOT SPECIFICALLY SHOWN ON THE DRAWINGS SHALL FOLLOW SIMILAR DETAILS FOR THIS JOB.
4. ANY SUBSTITUTIONS MUST CONFORM TO THE REQUIREMENTS OF THESE NOTES AND SPECIFICATIONS, AND SHOULD BE SIMILAR TO THOSE SHOWN. ALL SUBSTITUTIONS SHALL BE SUBMITTED TO THE ENGINEER OF RECORD FOR REVIEW AND APPROVAL PRIOR TO FABRICATION.
5. ANY MANUFACTURED DESIGN ELEMENTS MUST CONFORM TO THE REQUIREMENTS OF THESE NOTES AND SPECIFICATIONS AND SHOULD BE SIMILAR TO THOSE SHOWN. THESE DESIGN ELEMENTS MUST BE STAMPED BY AN ENGINEER PROFESSIONALLY REGISTERED IN THE STATE OF THE PROJECT AND SUBMITTED TO THE ENGINEER OF RECORD FOR APPROVAL PRIOR TO FABRICATION.
6. ALL WORK SHALL BE DONE IN ACCORDANCE WITH LOCAL CODES AND OSHA SAFETY REGULATIONS.
7. THE CONTRACTOR IS RESPONSIBLE FOR THE DESIGN AND EXECUTION OF ALL MISCELLANEOUS SHORING, BRACING, TEMPORARY SUPPORTS, ETC. NECESSARY, SHOWN ON THESE DRAWINGS.
8. CONTRACTORS PROPOSED INSTALLATION SHALL NOT INTERFERE, NOR DENY ACCESS TO, ANY EXISTING OPERATIONAL AND SAFETY EQUIPMENT.

STRUCTURAL STEEL

1. ALL DETAILING, FABRICATION AND ERECTION OF STRUCTURAL STEEL SHALL CONFORM TO THE AISC SPECIFICATIONS, LATEST EDITION.
2. ALL EXPOSED STRUCTURAL STEEL MEMBERS SHALL BE HOT-DIPPED GALVANIZED AFTER FABRICATION PER ASTM A123. EXPOSED STEEL SURFACES AND ANCHOR BOLTS SHALL BE GALVANIZED PER ASTM A153 OR 8885.
3. ALL U-BOLTS SHALL BE ASTM A307 OR EQUIVALENT WITH LOCKING DEVICE, UNLESS NOTED OTHERWISE.
4. FIELD CUT EDGES, EXCEPT DRILLED HOLES, SHALL BE GROUND SMOOTH.
5. ALL FIELD CUT SURFACES AND FIELD DRILLED HOLES SHALL BE REPAIRED WITH ZINC GALVANITE COLD GALVANIZING COMPOUND PER ASTM A780 AND MANUFACTURERS RECOMMENDATIONS.
6. ALL FIELD DRILLED HOLES TO BE USED FOR FIELD BOLTING INSTALLATION SHALL BE STANDARD HOLES, AS DEFINED BY AISC, UNLESS NOTED OTHERWISE.

WELDING

1. ALL WELDING TO BE PERFORMED BY AWS CERTIFIED WELDERS AND CONDUCTED IN ACCORDANCE WITH THE LATEST EDITION OF THE AWS WELDING CODE D1.1.
2. ALL WELDS SHALL BE INSPECTED VISUALLY. 25% OF WELDS SHALL BE INSPECTED WITH DYE PENETRANT OR MAGNETIC PARTICLE (100% IF RELECTABLE DEFECTS ARE FOUND) TO MEET THE ACCEPTANCE CRITERIA OF AWS D1.1. REPAIR ALL WELDS AS NECESSARY.
3. INSPECTION SHALL BE PERFORMED BY AN AWS CERTIFIED WELD INSPECTOR.
4. ALL ELECTRODES TO BE LOW HYDROGEN, MATCHING FILLER METAL, PER AWS D1.1, UNLESS NOTED OTHERWISE.
5. MINIMUM WELD SIZE TO BE 0.1875 INCH FILLET WELDS, UNLESS NOTED OTHERWISE.
6. PRIOR TO FIELD WELDING GALVANIZED MATERIAL, CONTRACTORS SHALL GRIND GALVANIZED SURFACES TO BE WELDABLE. CONTRACTORS SHALL REPAIR ALL GALVANIZED SURFACES DAMAGED BY FIELD WELDING. CONTRACTORS SHALL REPAIR ALL GALVANIZED SURFACES WITH ZINC GALVANITE COLD GALVANIZING COMPOUND PER ASTM A780 AND MANUFACTURERS RECOMMENDATIONS.

BOLT TIGHTENING PROCEDURE

1. STRUCTURAL CONNECTIONS TO BE ASSEMBLED AND INSPECTED IN ACCORDANCE WITH RCSC-2004 (SPECIFICATIONS FOR STRUCTURAL JOINTS USING ASTM A325 OR ASTM A490 BOLTS).
 2. TIGHTEN FLANGE BOLTS BY AISC-TURN-OF-THE-NUT METHOD, USING THE CHART BELOW.
- | BOLT LENGTHS UP TO AND INCLUDING FOUR DIAMETERS | |
|--|-----------------------------|
| 1/2" BOLTS UP TO AND INCLUDING 2.0 INCH LENGTH | +1/3 TURN BEYOND SNUG TIGHT |
| 3/4" BOLTS UP TO AND INCLUDING 2.5 INCH LENGTH | +1/3 TURN BEYOND SNUG TIGHT |
| 5/8" BOLTS UP TO AND INCLUDING 3.0 INCH LENGTH | +1/3 TURN BEYOND SNUG TIGHT |
| 3/4" BOLTS UP TO AND INCLUDING 3.0 INCH LENGTH | +1/3 TURN BEYOND SNUG TIGHT |
| 7/8" BOLTS UP TO AND INCLUDING 4.0 INCH LENGTH | +1/3 TURN BEYOND SNUG TIGHT |
| 1" BOLTS UP TO AND INCLUDING 4.0 INCH LENGTH | +1/3 TURN BEYOND SNUG TIGHT |
| 1-1/8" BOLTS UP TO AND INCLUDING 4.5 INCH LENGTH | +1/3 TURN BEYOND SNUG TIGHT |
| 1-1/4" BOLTS UP TO AND INCLUDING 5.0 INCH LENGTH | +1/3 TURN BEYOND SNUG TIGHT |
| 1-1/2" BOLTS UP TO AND INCLUDING 5.0 INCH LENGTH | +1/3 TURN BEYOND SNUG TIGHT |
| 1-3/4" BOLTS UP TO AND INCLUDING 6.0 INCH LENGTH | +1/3 TURN BEYOND SNUG TIGHT |
| 2" BOLTS UP TO AND INCLUDING 6.0 INCH LENGTH | +1/3 TURN BEYOND SNUG TIGHT |
3. SPLICE BOLTS SUBJECT TO DIRECT TENSION SHALL BE INSTALLED AND TIGHTENED AS PER SECTION 8.2.1 OF THE AISC SPECIFICATION FOR STRUCTURAL JOINTS USING A325 OR A490 BOLTS. LOCATED IN THE AISC MANUAL OF STEEL CONSTRUCTION THE INSTALLATION PROCEDURE IS PARAPHRASED AS FOLLOWS:
FASTENERS SHALL BE INSTALLED IN PROPERLY ALIGNED HOLES AND TIGHTENED BY ONE OF THE METHODS DESCRIBED IN SUBSECTION 8.2.1 THROUGH 8.2.4.
8.2.1 TURN-OF-NUT PRETENSIONING
BOLTS SHALL BE INSTALLED IN ALL HOLES OF THE CONNECTION AND BROUGHT TO A SNUG TIGHT CONDITION AS DEFINED IN SECTION 8.1.1, UNTIL ALL THE BOLTS ARE SMALL PARALLEL SNUG TIGHT AND THE CONNECTION IS BRIDGED BY THE SNUG TIGHT BOLTS. THE CONNECTION SHALL BE TIGHTENED FURTHER BY THE APPLICABLE AMOUNT OF ROTATION SPECIFIED ABOVE. DURING THE TIGHTENING OPERATION THERE SHALL BE NO ROTATION OF THE PART NOT TURNED BY THE WRENCH. TIGHTENING SHALL PROGRESS SYSTEMATICALLY.
4. ALL OTHER BOLTED CONNECTIONS SHALL BE BROUGHT TO A SNUG TIGHT CONDITION AS DEFINED IN SECTION 8.1 OF THE SPECIFICATION.
ALL BOLT HOLES SHALL BE ALIGNED TO PERMIT INSERTION OF THE BOLTS WITHOUT UNDUE DAMAGE TO THE THREADS. BOLTS SHALL BE PLACED IN ALL HOLES WITH WASHERS POSITIONED AS REQUIRED AND NUTS THREADED TO COMPLETE THE ASSEMBLY. COMPACTING THE JOINT TO THE SNUG-TIGHT CONDITION SHALL PROGRESS SYSTEMATICALLY FROM THE MOST RIGID PART OF THE JOINT. THE SNUG-TIGHTENED CONDITION IS THE TIGHTENESS THAT IS ATTAINED WITH A FEW IMPACTS OF AN IMPACT WRENCH ON THE FULL EFFORT OF AN IRONWORKER USING AN ORDINARY SPUD WRENCH TO BRING THE CONNECTED PILES INTO FIRM CONTACT.

PAINT

1. AS REQUIRED, CLEAN AND PAINT PROPOSED STEEL ACCORDING TO FAA ADVISORY CIRCULAR AC 707/460-1K.

APPLICABLE CODES AND STANDARDS

1. AISC/M/AEIA STRUCTURAL STANDARDS FOR STEEL ANTENNA TOWERS AND ANTENNA SUPPORTING STRUCTURES, 225-F EDITION.
2. 2003 INTERNATIONAL BUILDING CODE
3. ACI 318, AMERICAN CONCRETE INSTITUTE BUILDING CODE REQUIREMENTS FOR STRUCTURAL CONCRETE, 318-02
4. CRSI, CONCRETE REINFORCING STEEL INSTITUTE MANUAL OF STANDARD PRACTICE, LATEST EDITION.
5. AISC, AMERICAN INSTITUTE OF STEEL CONSTRUCTION, MANUAL OF STEEL CONSTRUCTION, LATEST EDITION.
6. AWS, AMERICAN WELDING SOCIETY D1.1, STRUCTURAL WELDING CODE, LATEST EDITION.

SPECIAL INSPECTION

1. A QUALIFIED INDEPENDENT TESTING LABORATORY, EMPLOYED BY THE OWNER, SHALL PERFORM INSPECTION AND TESTING IN ACCORDANCE WITH THE 2003 SECTION 1704 AS REQUIRED BY THE FOLLOWING SPECIAL INSPECTIONS FOR THE FOLLOWING CONSTRUCTION WORK:
a) STRUCTURAL WELDING (CONTINUOUS INSPECTION OF FIELD WELD ONLY)
b) HIGH STRENGTH BOLTS (PERIODIC INSPECTION OF A325 EXTENSION FLANGE BOLTS TO BE TIGHTENED PER TURN-OF-THE-NUT METHOD)
2. THE INSPECTION AGENCY SHALL SUBMIT INSPECTION AND TEST RESULTS TO THE BUILDING DEPARTMENT, THE ENGINEER OF RECORD, AND THE OWNER IN ACCORDANCE WITH IBC 2003, SECTION 1704. UNLESS THE FABRICATOR IS APPROVED BY THE BUILDING OFFICIAL TO PERFORM SUCH WORK WITHOUT THE SPECIAL INSPECTIONS.



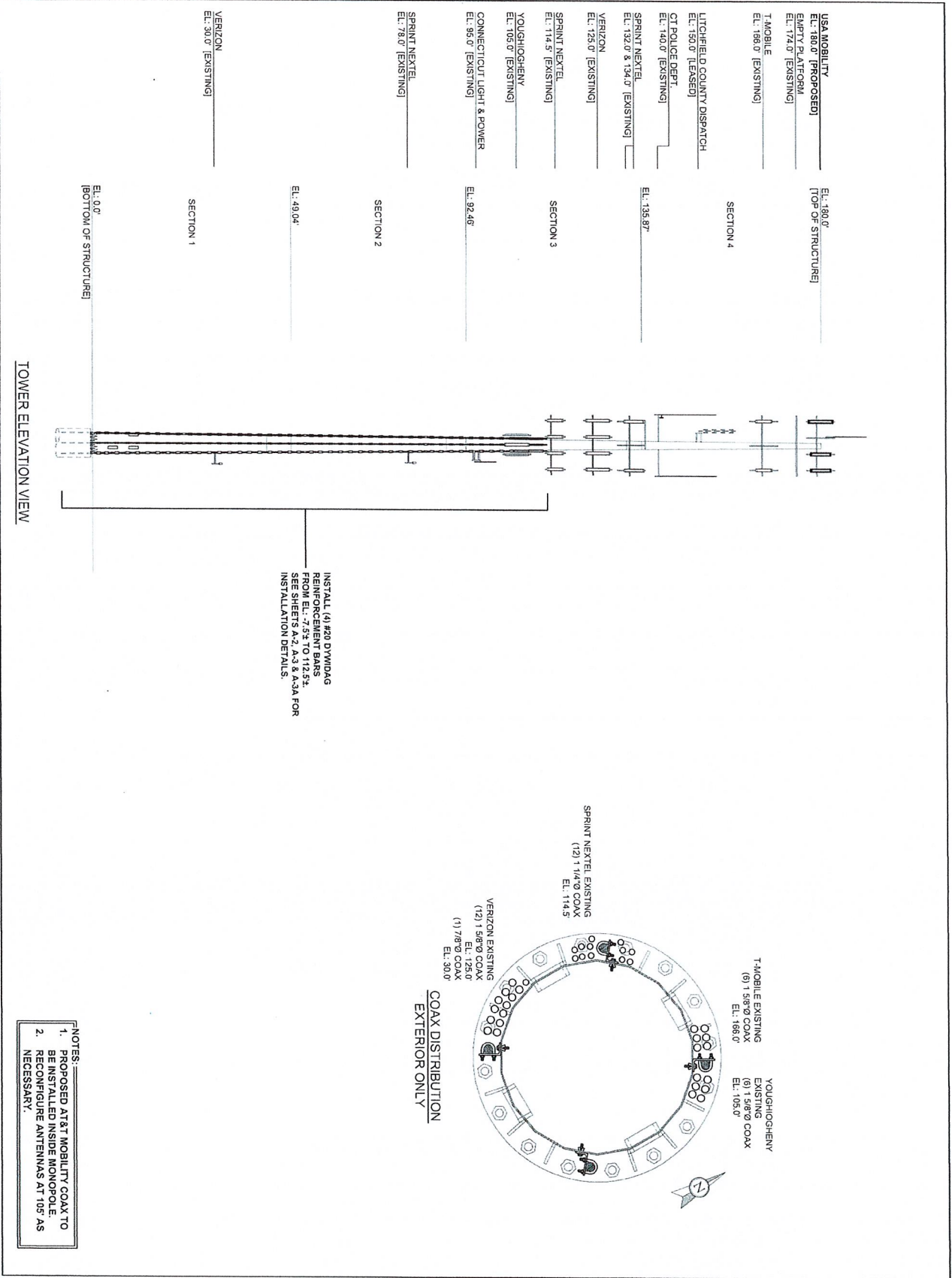
AMERICAN TOWER
ATC TOWER SERVICES, INC.
400 RENOXY FOREST DRIVE
SUITE 300
CARY, NC 27518
PH: (919) 246-1112
FAX: (919) 246-1115
NYS REG. # 021115

REV.	DESCRIPTION	BY	DATE
0/1	FIRST ISSUE	DMB	10/15/12

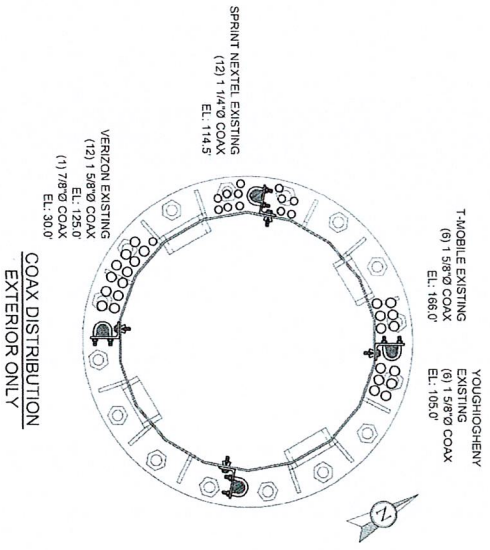
ATC SITE NUMBER
302506
ATC SITE NAME
WINCHESTER CT 3
CONNECTICUT
SITE ADDRESS:
HOLBROOK AVENUE (E. OF CLARENCE ST.)
WINSTED, CT 06898



DESIGN BY	DMB
APPROVED BY	J. Ignoffo
DATE DRAWN	10/15/12
ATC JOB NO.	50492313
SHEET TITLE	
IBC GENERAL NOTES	
SHEET NUMBER	REV. #
IGN	0



TOWER ELEVATION VIEW



- NOTES:
1. PROPOSED AT&T MOBILITY COAX TO BE INSTALLED INSIDE MONOPOLE.
 2. RECONFIGURE ANTENNAS AT 105' AS NECESSARY.

AMERICAN TOWER
ATC TOWER SERVICES, INC.
400 REGENCY FOREST DRIVE
SUITE 100
WINCHESTER, CT 06095-1818
PHONE: (919) 466-1112
FAX: (919) 466-5415
NYSE: AIT

ATC SITE NUMBER: 302506
ATC SITE NAME: WINCHESTER CT 3 CONNECTICUT
SITE ADDRESS: HOLLARD WHEEL OF FORTUNE ST
WINSTED CT 06095

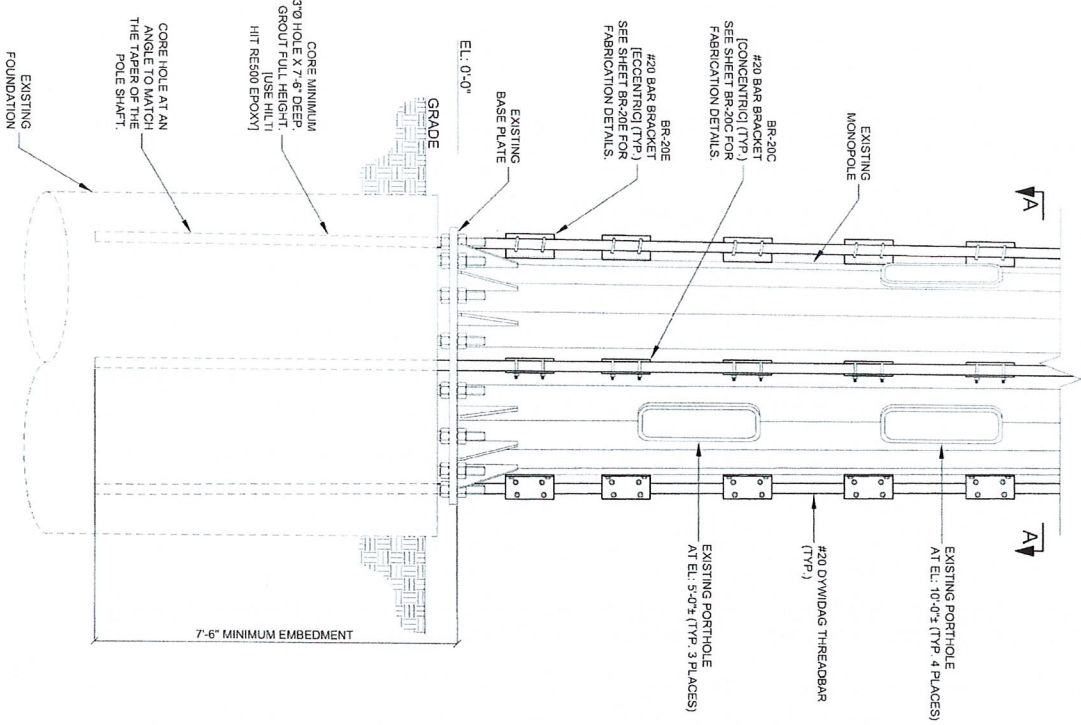
REV	DESCRIPTION	BY	DATE
1	FIRST ISSUE	DMB	10/15/12

DRAWN BY: DMB
APPROVED BY: *[Signature]*
DATE DRAWN: 10/15/12
ATC JOB NO: 50482933
SHEET TITLE: MODIFICATION PROFILE

SHEET NUMBER: A-1
REV # 0

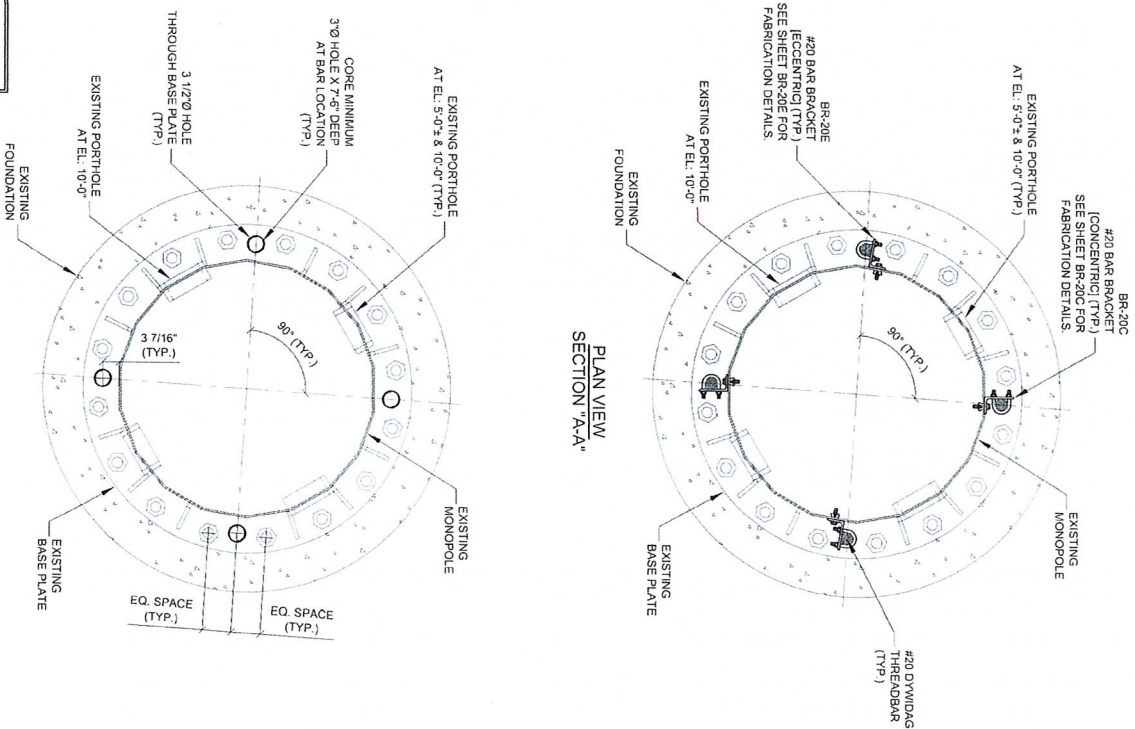


ELEVATION VIEW
FOUNDATION DETAIL



- NOTES:
- DO NOT CUT ANY EXISTING REBAR TIES IN THE CAISSON.
 - REMOVE EXISTING STIFFENERS AS NECESSARY.

PLAN VIEW
SECTION "A-A"



PLAN VIEW
HOLE DRILL DETAIL



AMERICAN TOWER®
ATC TOWER SERVICES, INC.
400 REGENCY FOREST DRIVE
SUITE 300
CARY, NC 27518
PHONE (919) 555-5412
FAX (919) 555-5415
NYS REG. NO. 00052068

THIS DRAWING AND/OR THE ACCOMPANYING SPECIFICATIONS AS INSTRUMENTS OF SERVICE ARE THE PROPERTY OF AMERICAN TOWER SERVICES, INC. AND ARE TO BE USED ONLY FOR THE PROJECT AND SITE SPECIFICALLY IDENTIFIED HEREIN. NO PART OF THIS DRAWING OR SPECIFICATIONS SHALL BE REPRODUCED OR TRANSMITTED IN ANY FORM OR BY ANY MEANS, ELECTRONIC OR MECHANICAL, INCLUDING PHOTOCOPYING, RECORDING, OR BY ANY INFORMATION STORAGE AND RETRIEVAL SYSTEM, WITHOUT THE WRITTEN PERMISSION OF AMERICAN TOWER SERVICES, INC.

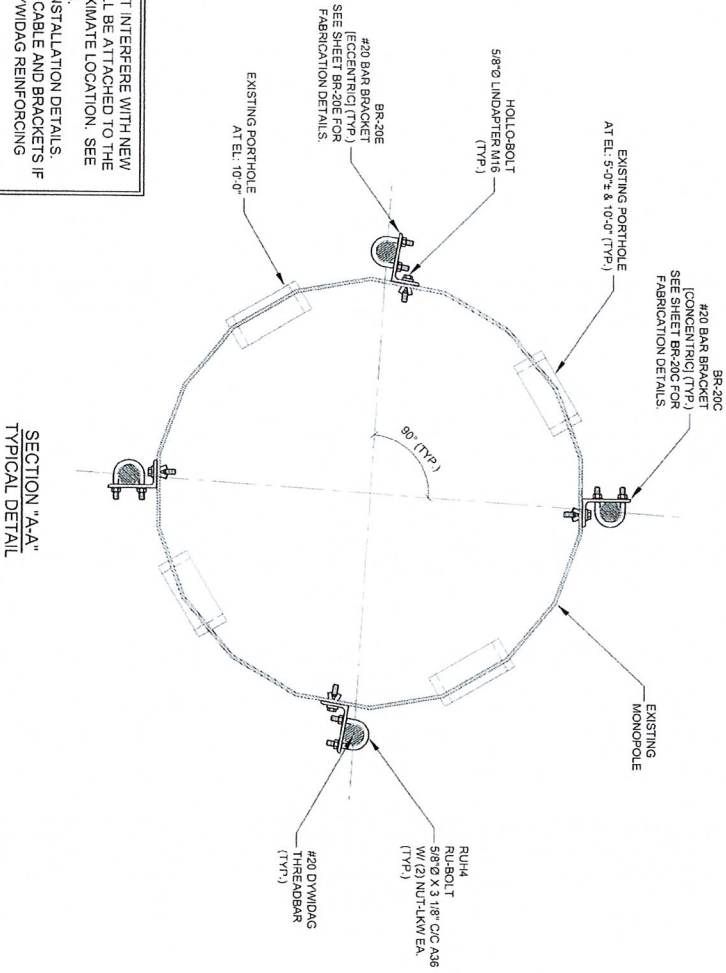
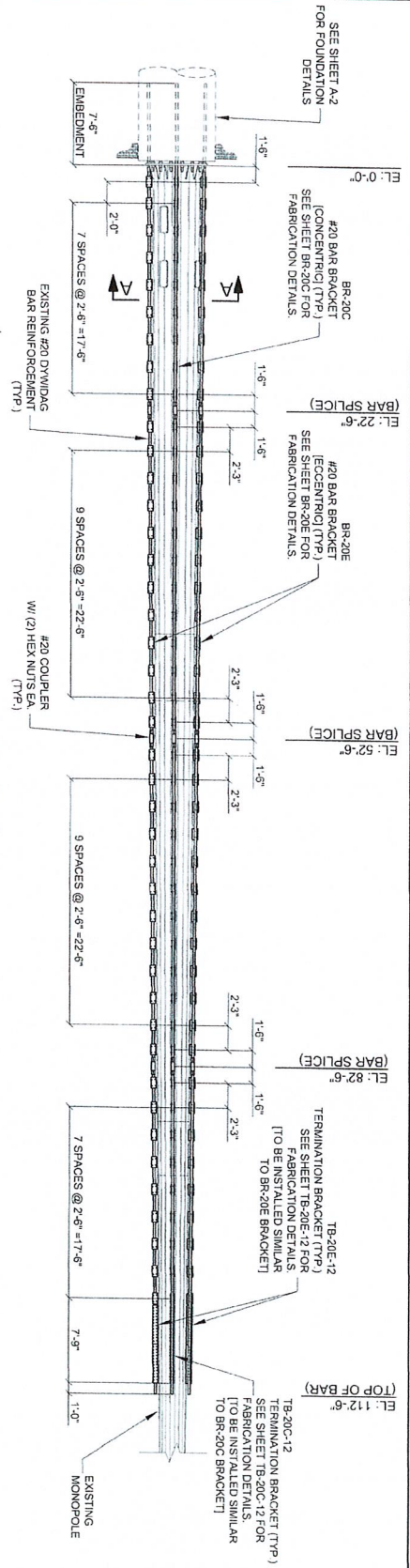
REV.	DESCRIPTION	BY	DATE
01 <td>FIRST ISSUE <td>DMB</td> <td>10/15/12</td> </td>	FIRST ISSUE <td>DMB</td> <td>10/15/12</td>	DMB	10/15/12

ATC SITE NUMBER: 302506
ATC SITE NAME: WINCHESTER CT 3 CONNECTICUT
SITE ADDRESS: HOLLABARD AVENUE (E. OF FLORENCE ST.) WINDSLED, CT 06098



DRAWN BY: DMB
APPROVED BY: *[Signature]*
DATE DRAWN: 10/15/12
ATC JOB NO.: 5042933
SHEET TITLE: FOUNDATION DETAILS

SHEET NUMBER:	A-2	REV. #	0
---------------	-----	--------	---



- NOTES:**
1. REPLACE ANY EXISTING STEP BOLTS THAT INTERFERE WITH NEW REINFORCING BARS. THE NEW STEP SHALL BE ATTACHED TO THE REINFORCING BARS IN THE SAME APPROXIMATE LOCATION. SEE SHEET #20B FOR INSTALLATION DETAILS.
 2. SEE SHEET A-3A FOR #20 BAR BRACKET INSTALLATION DETAILS.
 3. CONTRACTOR TO RECONFIGURE SAFETY CABLE AND BRACKETS IF IT INTERFERES WITH INSTALLATION OF DYWIDAG REINFORCING BARS OR BRACKETS.

AMERICAN TOWER®
ATO TOWER SERVICES, INC.
 400 RESERVOIR FOREST DRIVE
 SUITE 300
 CARY, NC 27518
 PHONE: (919) 468-0112
 FAX: (919) 468-5415

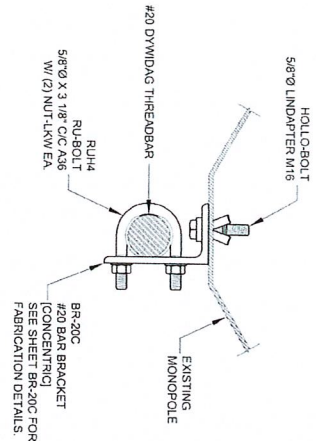
THIS DRAWING AND/OR THE ACCOMPANYING SPECIFICATIONS AS INSTRUMENTS OF SERVICE ARE THE PROPERTY OF AMERICAN TOWER SERVICES, INC. AND NO PART OF THIS DRAWING OR SPECIFICATIONS SHALL BE REPRODUCED, COPIED, STORED, TRANSMITTED, OR USED IN ANY MANNER WITHOUT THE WRITTEN PERMISSION OF AMERICAN TOWER SERVICES, INC. THE PROJECT IS THE PROPERTY OF AMERICAN TOWER SERVICES, INC. THE PROJECT IS SUBJECT TO THE TERMS AND CONDITIONS OF THE CONTRACT BETWEEN AMERICAN TOWER SERVICES, INC. AND THE CLIENT. AMERICAN TOWER SERVICES, INC. IS NOT RESPONSIBLE FOR ANY DELAYS OR DAMAGES CAUSED BY THE CLIENT OR ANY OTHER PARTY. THE CLIENT SHALL BE RESPONSIBLE FOR OBTAINING ALL NECESSARY PERMITS AND APPROVALS FROM THE LOCAL, STATE, AND FEDERAL AUTHORITIES. THE CLIENT SHALL BE RESPONSIBLE FOR OBTAINING ALL NECESSARY PERMITS AND APPROVALS FROM THE LOCAL, STATE, AND FEDERAL AUTHORITIES. THE CLIENT SHALL BE RESPONSIBLE FOR OBTAINING ALL NECESSARY PERMITS AND APPROVALS FROM THE LOCAL, STATE, AND FEDERAL AUTHORITIES.

REV.	DESCRIPTION	BY	DATE
0	FIRST ISSUE	DNB	10/15/12

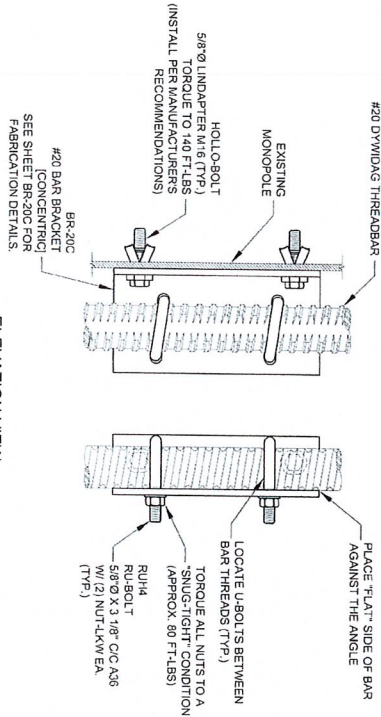
ATC SITE NUMBER: 302506
 ATC SITE NAME: WINCHESTER CT 3 CONNECTICUT
 SITE ADDRESS: HOLLABIRD AVENUE (E OF FLORENCE ST.) WINSTED, CT 06098

PROFESSIONAL ENGINEER
 DAVID M. B.
 No. 22235
 STATE OF CONNECTICUT

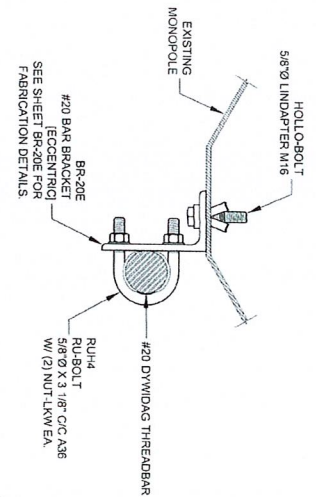
DRAWN BY: DNB	APPROVED BY: [Signature]
DATE DRAWN: 10/15/12	DATE APPROVED: 10/15/12
ATC JOB NO: 50492933	
SHEET TITLE: REINFORCEMENT INSTALLATION DETAILS	
SHEET NUMBER: A-3	REV. # 0



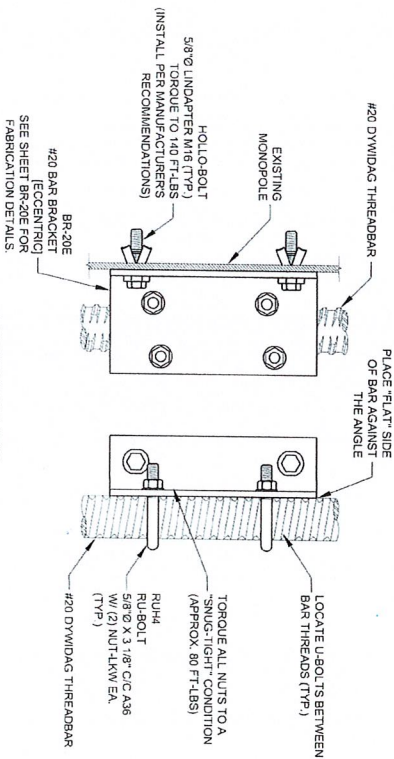
#20 BAR BRACKET ORIENTATION [CONCENTRIC]



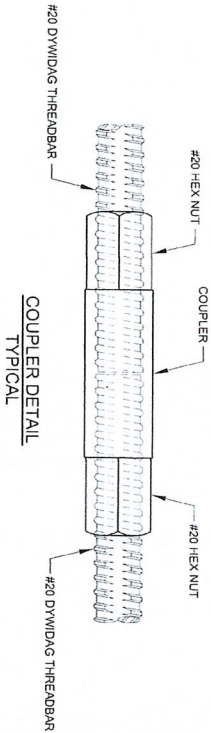
ELEVATION VIEW [CONCENTRIC]



#20 BAR BRACKET ORIENTATION [ECCENTRIC]



ELEVATION VIEW [ECCENTRIC]



COUPLER DETAIL TYPICAL




AMERICAN TOWER®
ATC TOWER SERVICES, INC.
 400 REGENCY FOREST DRIVE
 SUITE 300
 CARY, NC 27518
 PHONE: (919) 468-0112
 FAX: (919) 468-5418

THIS DOCUMENT AND/OR THE INFORMATION CONTAINED HEREIN IS UNCLASSIFIED EXCEPT WHERE SHOWN OTHERWISE. IT IS THE PROPERTY OF AMERICAN TOWER SERVICES, INC. AND IS TO BE USED ONLY FOR THE PROJECT AND AT THE LOCATION SPECIFICALLY IDENTIFIED HEREIN. IT IS NOT TO BE REPRODUCED, COPIED, OR TRANSMITTED IN ANY FORM OR BY ANY MEANS, ELECTRONIC OR MECHANICAL, INCLUDING PHOTOCOPYING, RECORDING, OR BY ANY INFORMATION STORAGE AND RETRIEVAL SYSTEM, WITHOUT THE WRITTEN PERMISSION OF AMERICAN TOWER SERVICES, INC. THE PROJECT AND LOCATION IDENTIFIED HEREIN ARE SUBJECT TO CHANGE WITHOUT NOTICE. THE USER OF THIS DOCUMENT AGREES TO HOLD AMERICAN TOWER SERVICES, INC. HARMLESS FROM AND AGAINST ALL CLAIMS, DAMAGES, LOSSES, AND EXPENSES, INCLUDING REASONABLE ATTORNEY'S FEES, ARISING OUT OF OR RESULTING FROM THE USE OF THIS DOCUMENT. THE LATEST VERSION OF THIS DOCUMENT SHALL PREVAIL OVER ANY PREVIOUS VERSIONS.

REV	DESCRIPTION	BY	DATE
0	FIRST ISSUE	DHB	10/15/12

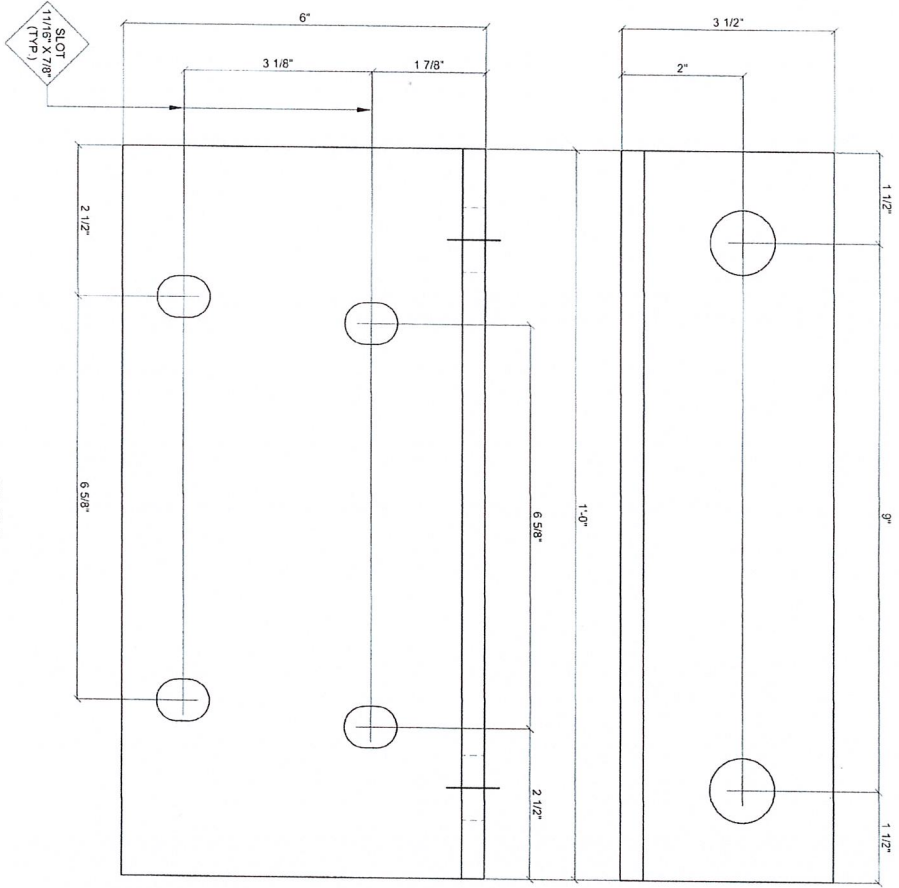
ATC SITE NUMBER: 302506
 ATC SITE NAME: WINCHESTER CT 3 CONNECTICUT
 SITE ADDRESS: HOLBROOK AVENUE (E OF FLORENCE ST.) WINSTED AVENUE, CT 06098



DRAWN BY:	DHB
APPROVED BY:	<i>[Signature]</i>
DATE DRAWN:	10/15/12
ATC JOB NO.:	90420233
SHEET TITLE: REINFORCEMENT INSTALLATION DETAILS (CONTD)	
SHEET NUMBER: A-3A	REV # 0

BR-20C	L 6" X 3 1/2" X 3/8"	1'-0"	11.7#	12.3#
PART NO.	DESCRIPTION	LENGTH	BLK WT	GALV WT
MATERIAL: A36	FINISH: GALVANIZED	NOTES	HOLES: 1 1/16"Ø UNO.	

BR-20C
#20 BAR BRACKET
[CONCENTRIC]





AMERICAN TOWER®
ATC TOWER SERVICES, INC.
400 REGENCY FOREST DRIVE
SUITE 300
CARY, NC 27518
PHONE: (919) 498-0172
FAX: (919) 498-5415
WWW.ATCTSS.COM

THIS DRAWING AND/OR THE ACCOMPANYING SPECIFICATION AS INSTRUMENTS OF SERVICE ARE THE PROPERTY OF AMERICAN TOWER SERVICES, INC. AND REPLICATION SHALL BE RESTRICTED TO THE ORIGINAL CLIENT AND NOT BE REPRODUCED OR USED FOR ANY OTHER PROJECT WITHOUT THE WRITTEN CONSENT OF AMERICAN TOWER SERVICES, INC. AMERICAN TOWER SERVICES, INC. SHALL REMAIN THE PROPERTY OF AMERICAN TOWER SERVICES, INC. AND THE DESIGN SHALL BE PROTECTED BY PATENT RIGHTS. THE ENGINEER WILL BE PROVIDING ONE-SITE CONSTRUCTION REVIEW OF THIS PRODUCT. AMERICAN TOWER SERVICES, INC. IS NOT PROVIDING DESIGN SERVICES FOR THIS PRODUCT. AMERICAN TOWER SERVICES, INC. IS NOT PROVIDING DESIGN SERVICES FOR THIS PRODUCT. AMERICAN TOWER SERVICES, INC. IS NOT PROVIDING DESIGN SERVICES FOR THIS PRODUCT. AMERICAN TOWER SERVICES, INC. IS NOT PROVIDING DESIGN SERVICES FOR THIS PRODUCT.

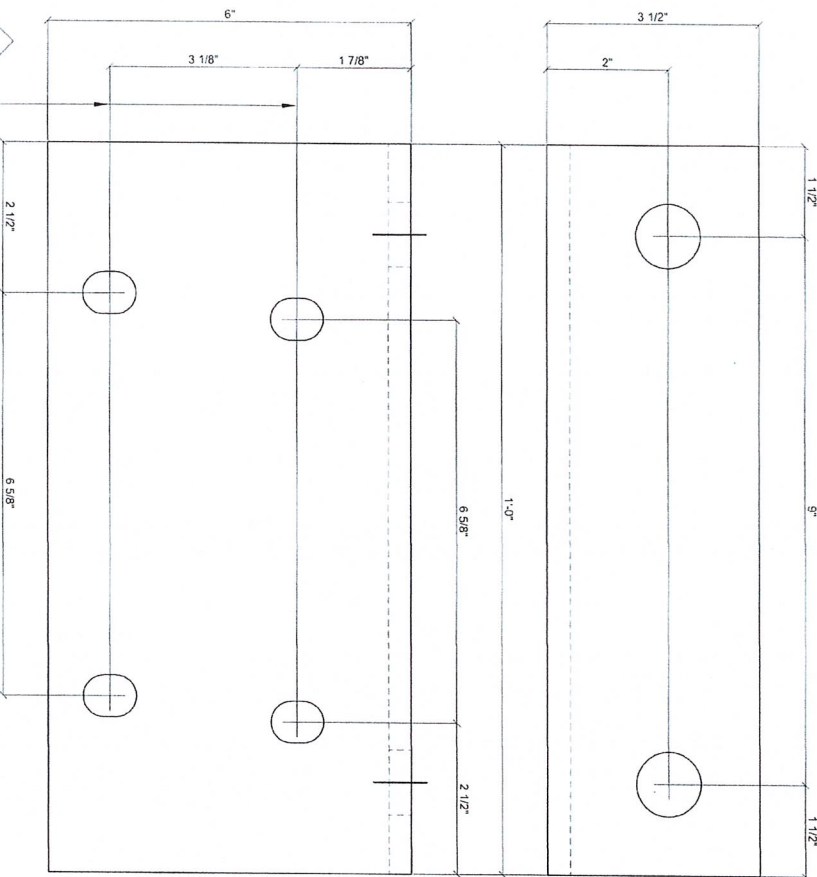
REV.	DESCRIPTION	BY	DATE
0	FIRST ISSUE	DWB	10/19/12

ATC SITE NUMBER: 302506
ATC SITE NAME: WINCHESTER CT 3 CONNECTICUT
SITE ADDRESS: HOLABIRD AVENUE (E. OF FLORENCE ST.) WINSTED, CT 06098

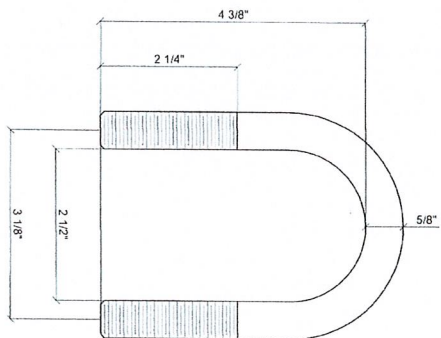


DRAWN BY:	DWB
APPROVED BY:	DWB / JMS
DATE DRAWN:	10/19/12
ATC JOB NO.	5040933
SHEET TITLE:	#20 BAR BRACKET [CONCENTRIC]
SHEET NUMBER:	BR-20C
REV. #	0

SLIT
11/16" X 7/8"
(TYP.)



BR-20E
#20 BAR BRACKET
[ECCENTRIC]



RUH4
RU-BOLT 5/8"Ø X 3 1/8" C/C

BR-20E	DESCRIPTION	LENGTH	NOTES	BLK WT	GALV WT
PART NO.	L 6" X 3 1/2" X 3/8"	1'-0"		11.7#	12.3#
MATERIAL: A36	FINISH: GALVANIZED		HOLES: 1 1/16"Ø UNO		




AMERICAN TOWER
ATC TOWER SERVICES, INC.
400 FREQUENCY FOREST DRIVE
SUITE 300
CHRY INC 27318
PH: (919) 466-5412
FAX: (919) 466-5415
NYSE: AIT

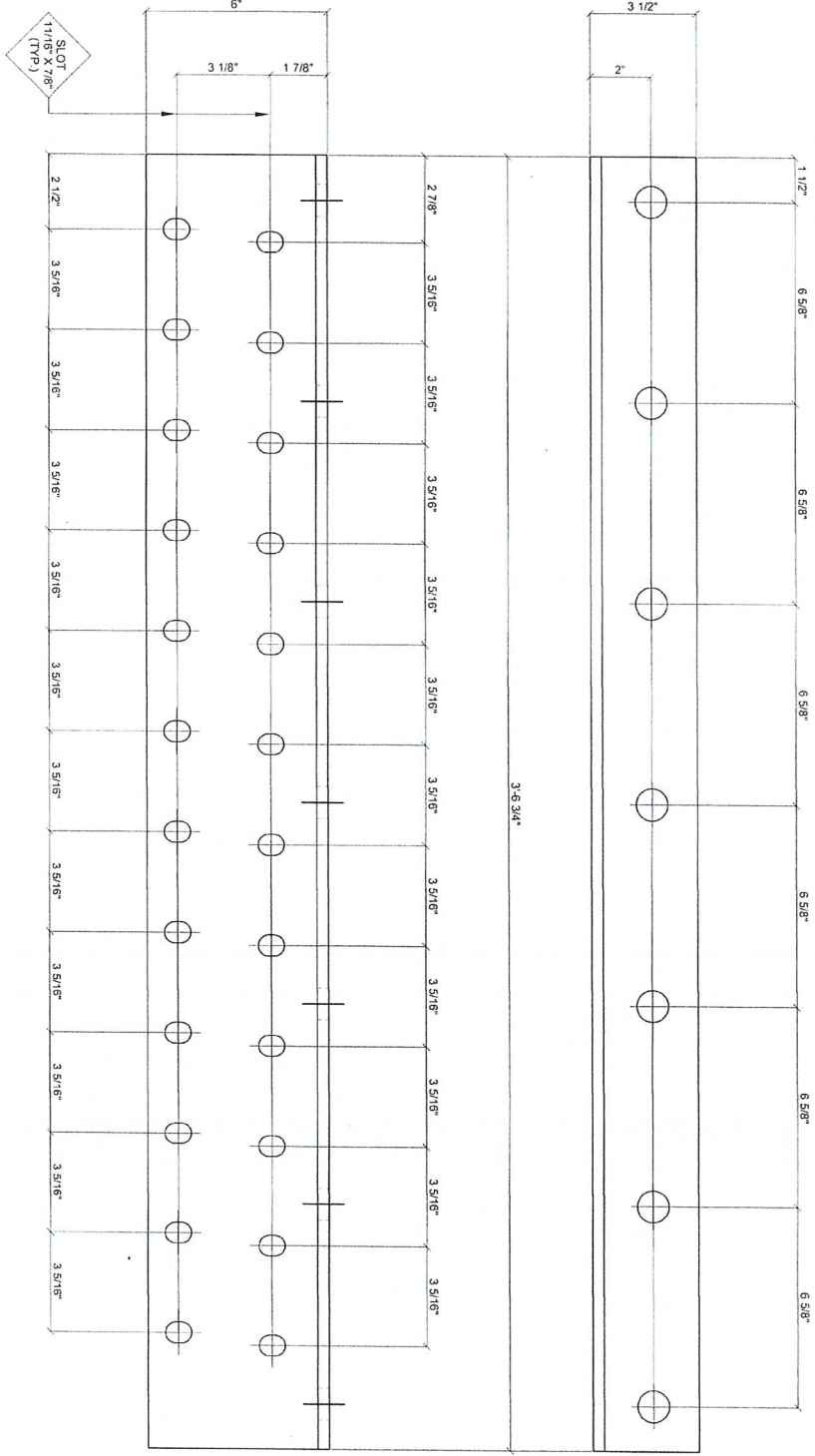
These drawings and/or the accompanying specifications, standards, or schedule are the property of American Tower, Inc. and publication shall be restricted to the use of the project only. They may not be used for any other project without the written consent of American Tower, Inc. All dimensions shall round the nearest of American Tower, Inc. The designer not the printer will be responsible for the accuracy of the dimensions and American Tower, Inc. shall not be responsible for the latest version on file with American Tower, Inc.

REV	DESCRIPTION	BY	DATE
0	FIRST ISSUE	DMB	10/15/12

ATC SITE NUMBER
302506
ATC SITE NAME
WINCHESTER CT 3
CONNECTICUT
SITE ADDRESS
HOLBIRD AVENUE (E. OF FLORENCE ST.)
WINSTED, CT 06898



DRAWN BY	DMB
APPROVED BY	<i>FD LWS</i>
DATE DRAWN	10/15/12
ATC JOB NO.	50492933
SHEET TITLE	#20 BAR BRACKET [ECCENTRIC]
SHEET NUMBER	BR-20E
REV.#	0



#20 BAR TERMINATION BRACKET
[CONCENTRIC 12 U-BOLT]

PART NO.	DESCRIPTION	LENGTH	NOTES	BLK WT	GALV WT
TB-20C-12	L 6" X 3 1/2" X 3/8"	3'-6.3/4"		41.7#	43.8#
MATERIAL: A36		FINISH: GALVANIZED		HOLES: 1 1/8" Ø UNO.	



AMERICAN TOWER
ATC TOWER SERVICES, INC.
400 REGENCY FOREST DRIVE
SUITE 300
CARY, NC 27518
PH: (919) 966-4112
FAX: (919) 966-4115
NYSE: AMT

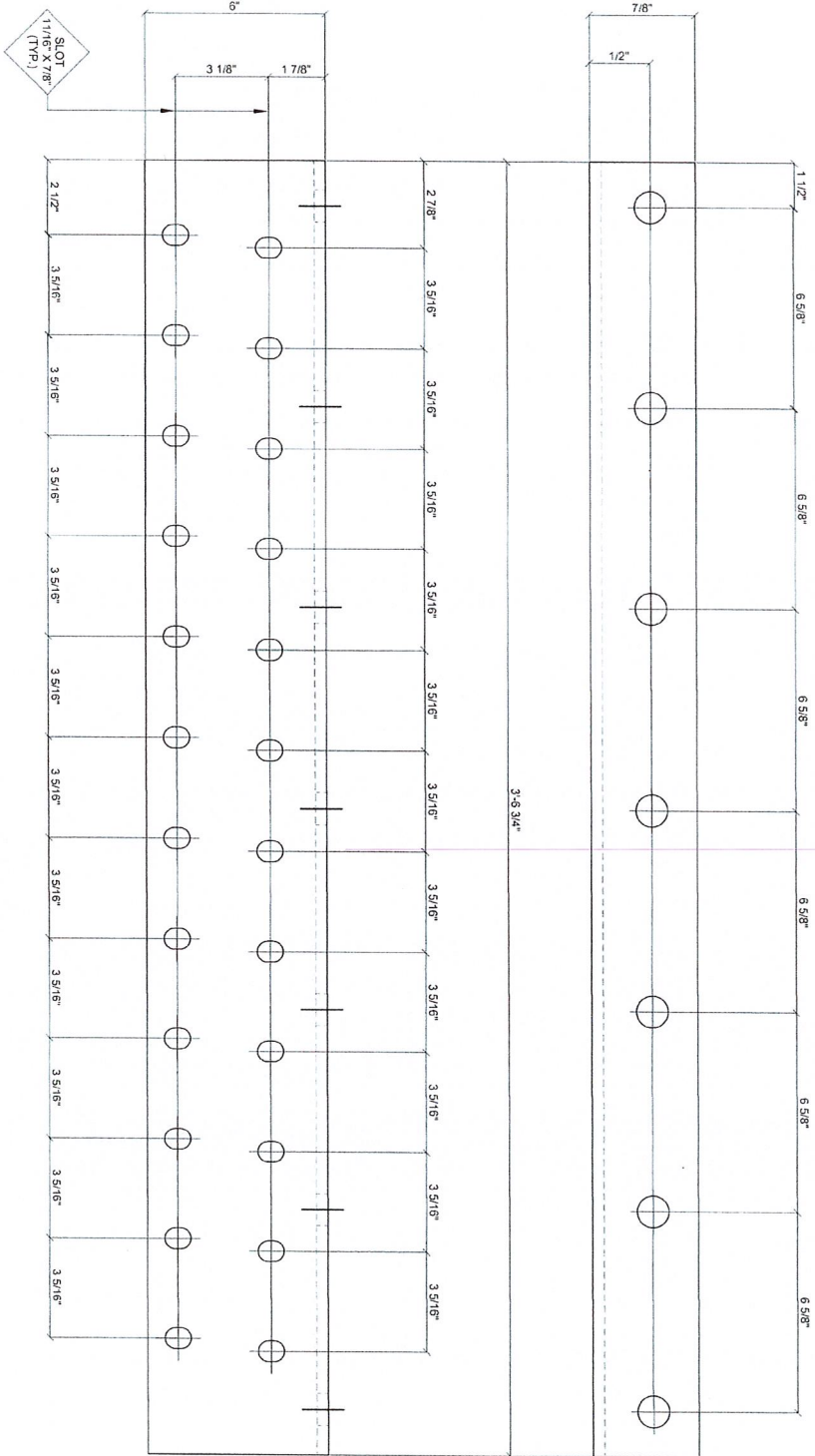
THIS DRAWING AND/OR THE ASSOCIATED SPECIFICATION AND REQUIREMENTS, OR ANY PART THEREOF, IS THE PROPERTY OF AMERICAN TOWER, LLC. THE USER AND REPRODUCTION SHALL BE RESTRICTED TO THE USER OR REPRODUCER UNLESS THEY HAVE RECEIVED A WRITTEN AGREEMENT FROM AMERICAN TOWER, LLC. AMERICAN TOWER, LLC OR ANY OF ITS SUBSIDIARIES OR AFFILIATES SHALL NOT BE RESPONSIBLE FOR ANY DAMAGE, LOSS, OR INJURY, INCLUDING REASONABLE ATTORNEY'S FEES, ARISING FROM THE USE OF THIS DRAWING OR SPECIFICATION, WHETHER SUCH DAMAGE, LOSS, OR INJURY IS CAUSED BY THE USER OR REPRODUCER OR BY THE LATEST VERSION OF THE WITH AMERICAN TOWER, LLC.

REV	DESCRIPTION	BY	DATE
1	FIRST ISSUE	DMB	10/15/12

ATC SITE NUMBER
302506
ATC SITE NAME
WINCHESTER CT 3
CONNECTICUT
SITE ADDRESS
HOLLARD AVENUE (E. OF FLORENCE ST.)
WINDSOR, CT 06098



DRAWN BY	DATE
APPROVED BY	DATE
DATE DRAWN	10/15/12
ATC JOB NO.	50492633
SHEET TITLE	
#20 BAR TERMINATION BRACKET [CONCENTRIC 12 U-BOLT]	
SHEET NUMBER	REV. #
TB-20C-12	0



#20 BAR TERMINATION BRACKET
[ECCENTRIC 12 U-BOLT]

PART NO. TB-20E-12	DESCRIPTION L 6" X 3 1/2" X 3/8"	LENGTH 3-6 3/4"	NOTES	BLK WT 41.7#	GALV WT 43.8#
MATERIAL: A36		FINISH: GALVANIZED	HOLES: 1 1/16" Ø UNO.		



AMERICAN TOWER
ATC TOWER SERVICES, INC.
 400 REGENCY FOREST DRIVE
 SUITE 300
 COLUMBIANA, OH 43081
 PHONE: (619) 468-0112
 FAX: (619) 468-5415
 NYSE:AMT

THIS DRAWING AND/OR THE ACCOMPANYING SPECIFICATIONS AND NOTES ARE THE EXCLUSIVE PROPERTY OF AMERICAN TOWER SERVICES, INC. NO PART OF THIS DRAWING OR THESE SPECIFICATIONS SHALL BE REPRODUCED, COPIED, OR TRANSMITTED IN ANY FORM OR BY ANY MEANS, ELECTRONIC OR MECHANICAL, INCLUDING PHOTOCOPYING, RECORDING, OR BY ANY INFORMATION STORAGE AND RETRIEVAL SYSTEM, WITHOUT THE WRITTEN PERMISSION OF AMERICAN TOWER SERVICES, INC. THIS DRAWING IS PROVIDED TO YOU FOR YOUR PROJECT ONLY. IT IS YOUR RESPONSIBILITY TO OBTAIN ALL NECESSARY PERMITS AND APPROVALS FOR THE PROJECT AND TO VERIFY ALL DIMENSIONS AND MATERIALS ON THE FIELD WITH AMERICAN TOWER SERVICES, INC. BEFORE PROCEEDING WITH THE PROJECT.

REV	DESCRIPTION	BY	DATE
0	FIRST ISSUE	DMB	10/15/12

ATC SITE NUMBER
302506

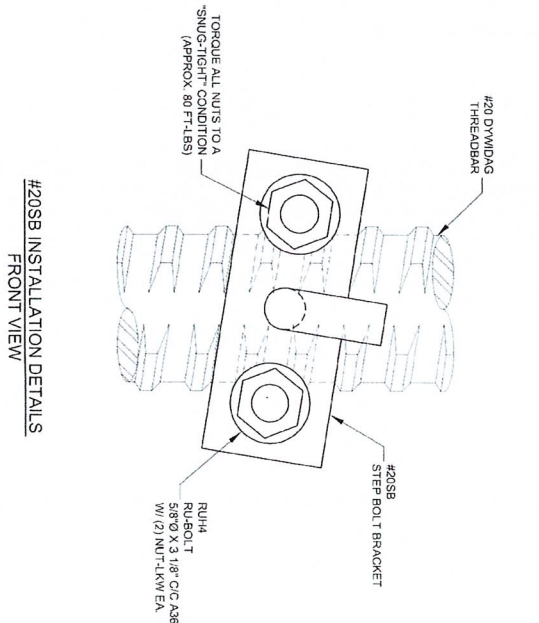
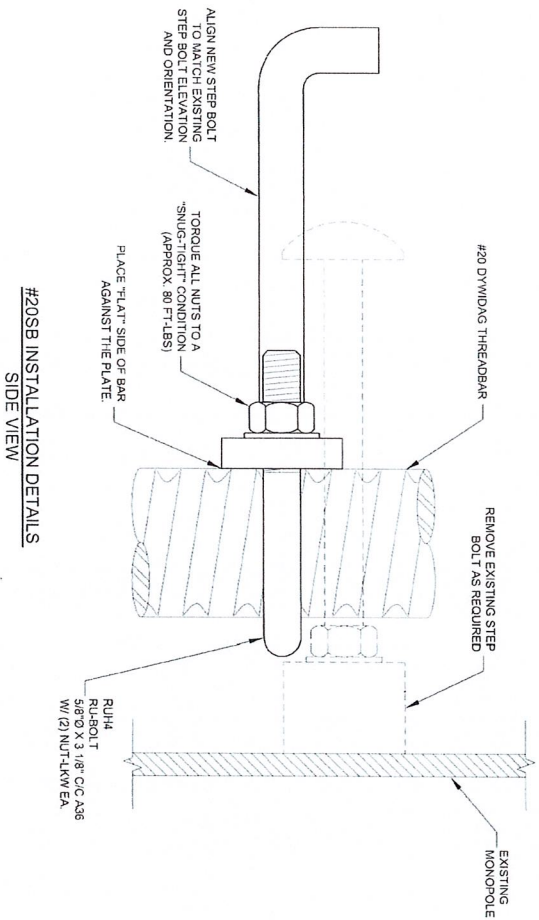
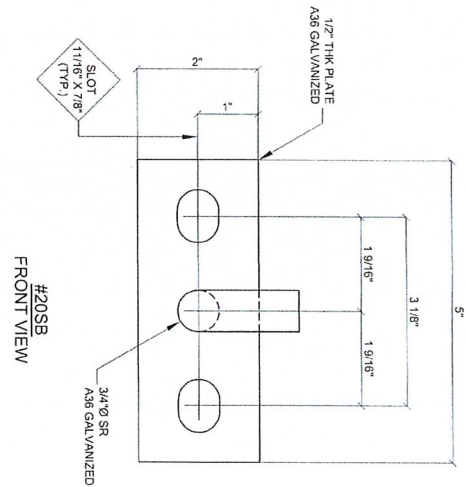
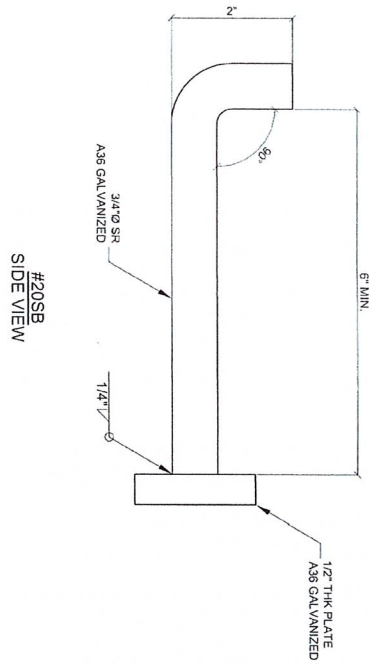
ATC SITE NAME
WINCHESTER CT 3

CONNECTICUT

SITE ADDRESS
HOLLARD AVENUE (E. OF FLORENCE ST.)
WINSTED, CT 06898



DRAWN BY: DMB	APPROVED BY: [Signature]
DATE DRAWN: 10/15/12	ATC JOB NO.: 50492833
SHEET TITLE	
#20 BAR TERMINATION BRACKET [ECCENTRIC 12 U-BOLT]	
SHEET NUMBER: TB-20E-12	REV # 0



AMERICAN TOWER
ATC TOWER SERVICES, INC.
400 REGENCY FOREST DRIVE
SUITE 300
GAITHERSBURG, MD 20878
PHONE: (931) 466-5415
FAX: (931) 466-5415
NSNE AMT

THESE DRAWINGS AND/OR THE ACCOMPANYING SPECIFICATIONS SHALL BE RESTRICTED TO THE PROJECT AND NO PART THEREOF SHALL BE REPRODUCED OR TRANSMITTED IN ANY FORM OR BY ANY MEANS, ELECTRONIC OR MECHANICAL, INCLUDING PHOTOCOPYING, RECORDING, OR BY ANY INFORMATION STORAGE AND RETRIEVAL SYSTEM, WITHOUT THE WRITTEN PERMISSION OF AMERICAN TOWER SERVICES, INC. ANY UNAUTHORIZED REPRODUCTION OR TRANSMISSION OF THESE DRAWINGS SHALL BE PROHIBITED. THE ENGINEER HAS NOT CONDUCTED VISUAL VERIFICATION OF THE CONSTRUCTION WORK SHOWN ON THESE DRAWINGS AND DOES NOT WARRANT THAT THE DRAWINGS ACCURATELY REPRESENT THE WORK AS SHOWN BY THE LATEST VERSION ON FILE WITH AMERICAN TOWER SERVICES, INC.

REV.	DESCRIPTION	BY	DATE
1	FIRST ISSUE	DWB	10/15/12

ATC SITE NUMBER
302506

ATC SITE NAME
WINCHESTER CT 3

CONNECTICUT

SITE ADDRESS
HOLBROOK AVENUE (OFF FORDENCE ST.)
WINSTEAD, CT 06098

DWIGHT W. BABIN
No. 23235
PROFESSIONAL ENGINEER
STATE OF CONNECTICUT

DRAWN BY	DWB
APPROVED BY	<i>[Signature]</i>
DATE DRAWN	10/15/12
ATC JOB NO.	50492933
SHEET TITLE: #20 STEP BOLT BRACKET FABRICATION AND INSTALLATION DETAILS	
SHEET NUMBER: #20SB	REV.# 0




AMERICAN TOWER®
CORPORATION

Structural Analysis Report

Structure : 180 ft Monopole
ATC Site Name : Winchester CT 3, CT
ATC Site Number : 302506
Engineering Number : 50492921
Proposed Carrier : AT&T Mobility
Carrier Site Name : Winchester
Carrier Site Number : CT1071
Site Location : 15 Oakdale Avenue
Winsted, CT 06098-1862
41.921694,-73.049500
County : Litchfield
Date : September 12, 2012
Max Usage : 117%
Result : Fail

Michael B. Davenport
Project Engineer

Michael B. Davenport



9/17/12



Table of Contents

Introduction	1
Supporting Documents	1
Analysis	1
Conclusion.....	1
Existing and Reserved Equipment.....	2
Proposed Equipment	2
Structure Usages	3
Foundations	3
Deflection, Twist, and Sway.....	3
Standard Conditions	4
Calculations	Attached



Introduction

The purpose of this report is to summarize results of a structural analysis performed on the 180 ft monopole to reflect the change in loading by AT&T Mobility.

Supporting Documents

Tower Drawings	EI Drawing No. GS52614, dated August 22, 2000
Foundation Drawing	SNET Drawing, dated August 23, 2000
Geotechnical Report	Study by Dr. Welti, dated February 8, 2000
Modifications	ATC Engineering No. 42523432, dated October 24, 2008

Analysis

The tower was analyzed using American Tower Corporation's tower analysis software. This program considers an elastic three-dimensional model and second-order effects per ANSI/EIA-222.

Basic Wind Speed:	80 mph (Fastest Mile)
Basic Wind Speed w/ Ice:	69 mph (Fastest Mile)w/ 1/2" radial ice concurrent
Code:	ANSI/TIA/EIA-222-F / 2003 IBC , Sec. 1609.1.1, Exception (4) & Sec. 3108.4 w/ 2005 CT Supplement & 2009 CT Amendment

Conclusion

Based on the analysis results, the structure does not meet the requirements per the applicable codes listed above. The tower and foundation can support the equipment as described in this report after the modifications listed below are completed:

- Reinforce pole shaft from 0 ft. to 100 ft.
- Remove empty low profile platform from 174 ft.

If you have any questions or require additional information, please contact me via email at michael.davenport@americantower.com or call 919-466-5147.



Existing and Reserved Equipment

Mount Elev. ¹ (ft)	Qty.	Antenna	Mount Type	Coax (in)	Carrier
180.0	1	10' Omni	Low Profile Platform	(1) 7/8	USA Mobility
174.0	-	-	Empty Low Profile Platform	-	-
166.0	6	CCI DTMA-1819-DD-12	T-Arms	(18) 1 5/8	T-Mobile
	9	RFS APX16PV-16PVL-E-00			
150.0	1	Sinclair SD210C2-SF2P4SNM	Side Arm	(1) 1 5/8	Litchfield County Dispatch
140.0	2	Bird 432-83H-01-T	Side Arms	(6) 1 5/8 (2) 3/8 (1) 1/2 (1) 7/8	CT Police Dept.
	3	Decibel DB809K-XT			
	1	Sinclair SC432D-HF6LDF			
	1	Telewave ANT150D			
134.0	6	Andrew DB980H90E-M	Low Profile Platform	(6) 1 5/8 (3) 1 1/4 Hybriflex	Sprint Nextel
	3	RFS APXVSPP18-C-A20			
132.0	3	Alcatel-Lucent 1900MHz RRH	Flush	-	
	3	Alcatel-Lucent 800 MHz RRH w/ Notch			
125.0	1	Antel BXA-171063/12CF	Low Profile Platform	(12) 1 5/8	Verizon
	2	Antel BXA-171085-12CF-EDIN-X			
	3	Antel BXA-70063/6CF			
	2	Antel LPA-80063/6CF			
	4	Antel LPA-80080/6CF			
	6	RFS FD9R6004/2C-3L			
114.5	12	Decibel DB844H90E-XY	Low Profile Platform	(12) 1 1/4	Sprint Nextel
105.0	3	RFS APXV18-206517S-C	Flush	(6) 1 5/8	Youghiogheny
95.0	1	Bird 429-83H-01-T	Side Arm	(2) 7/8 (1) 1/2	Connecticut Light & Power
	2	Decibel DB586-Y			
78.0	1	PCTEL GPS-TMG-HR-26N	Flush	(1) 1/2	Sprint Nextel
30.0	1	GPS	Flush	(1) 7/8	Verizon

Proposed Equipment

Elevation ¹ (ft)		Qty.	Antenna	Mount Type	Coax (in)	Carrier
Mount	RAD					
180.0	184.0	1	Andrew ABT-DMDF-ADBH	Low Profile Platform	(2) 19.7 mm (12) 1 5/8 (1) 0.40 (1) 3" Conduit	AT&T Mobility
		6	Ericsson RRU1 11			
		3	KMW AM-X-CD-16-65-00T-RET			
		6	Powerwave 7770.00			
		6	Powerwave LGP21401			

¹Mount elevation is defined as height above bottom of steel structure to the bottom of mount, RAD elevation is defined as center of antenna above ground level (AGL).

Install proposed coax inside the pole shaft.



Structure Usages

Structural Component	Controlling Usage	Pass/Fail
Anchor Bolts	107%	Fail
Shaft	117%	Fail
Base Plate	24%	Pass

Foundations

Reaction Component	Analysis Reactions
Moment (Kips-Ft)	4243.2
Axial (Kips)	62.5
Shear (Kips)	34.2

The structure base reactions resulting from this analysis were found to be acceptable through analysis based on geotechnical and foundation information, therefore no modification or reinforcement of the foundation will be required.

Deflection and Sway*

Antenna Elevation (ft)	Deflection (ft)	Sway (Rotation) (°)
180.0	7.117	4.747

*Deflection and Sway was evaluated considering a design wind speed of 50 mph (Fastest Mile) per ANSI/TIA/EIA-222-F.



Standard Conditions

All engineering services are performed on the basis that the information used is current and correct. This information may consist of, but is not necessary limited, to:

- Information supplied by the client regarding the structure itself, antenna, mounts and feed line loading on the structure and its components, or other relevant information.
- Information from drawings in the possession of American Tower Corporation, or generated by field inspections or measurements of the structure.

It is the responsibility of the client to ensure that the information provided to ATC Engineering Services and used in the performance of our engineering services is correct and complete. In the absence of information to the contrary, we assume that all structures were constructed in accordance with the drawings and specifications and that their capacity has not significantly changed from the "as new" condition.

Unless explicitly agreed by both the client and American Tower Corporation, all services will be performed in accordance with the current revision of ANSI/TIA -222. The design basic wind speed will be determined based on the minimum basic wind speed as prescribed in ANSI/TIA-222. Although every effort is taken to ensure that the loading considered is adequate to meet the requirements of all applicable regulatory entities, we can provide no assurance to meet any other local and state codes or requirements. If wind and ice loads or other relevant parameters are to be different from the minimum values recommended by the codes, the client shall specify the exact requirement.

All services are performed, results obtained, and recommendations made in accordance with generally accepted engineering principles and practices. ATC Engineering Services is not responsible for the conclusions, opinions and recommendations made by others based on the information we supply.

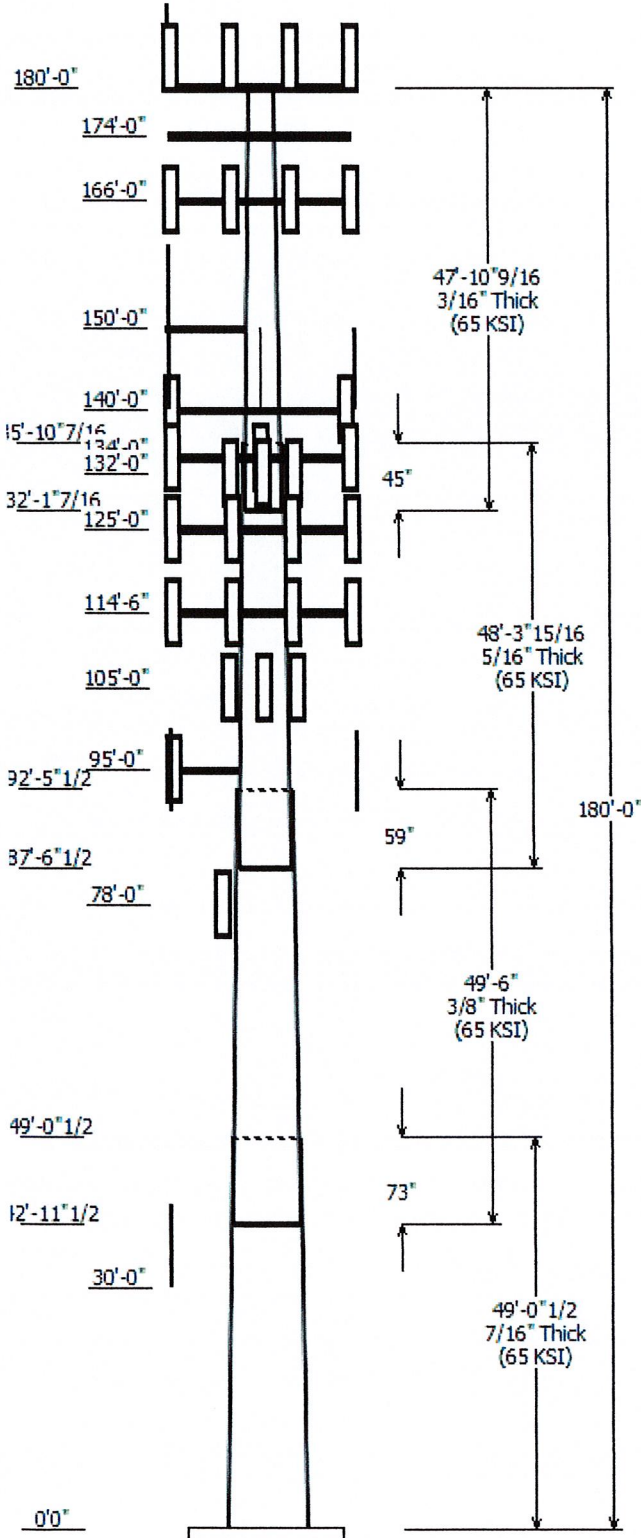
Copyright © 2007 - 2011 by American Tower Corporation. All rights reserved.

Job Information	
Pole :	302506
Code:	TIA/EIA-222 Rev F
Description :	180 ft EE Monopole
Client :	AT&T Mobility
Location :	Winchester CT 3, CT
Shape :	18 Sides
Height :	180.00 (ft)
Base Elev (ft):	0.00
Taper:	0.21944(in/ft)

Sections Properties							
Shaft Section	Length (ft)	Diameter (in)		Thick (in)	Joint Type	Overlap Length (in)	Steel Taper Grade (ksi)
		Top	Bottom				
1	49.040	41.98	52.75	0.438		0.000	0.219444
2	49.500	33.21	44.07	0.375	Slip Joint	73.000	0.219444
3	48.330	24.30	34.91	0.313	Slip Joint	59.000	0.219444
4	47.880	15.00	25.50	0.188	Slip Joint	45.000	0.219444

Discrete Appurtenance			
Attach Elev (ft)	Force Elev (ft)	Qty	Description
180.000	189.000	1	10' Omni
180.000	184.000	3	KMW AM-X-CD-16-65-00T-RET
180.000	184.000	1	Andrew ABT-DMDF-ADBH
180.000	184.000	6	Ericsson RRUS 11
180.000	184.000	6	Powerwave 7770.00
180.000	184.000	6	Powerwave LGP21401
180.000	180.000	1	Flat Low Profile Platform
174.000	174.000	1	Flat Low Profile Platform
166.000	166.000	3	Round T-Arm
166.000	166.000	6	CCI DTMA-1819-DD-12
166.000	166.000	9	RFS APX16PV-16PVL-E-00
150.000	155.000	1	Sinclair SD210C2-SF2P4SNM
150.000	150.000	1	Flat Side Arm
140.000	140.000	2	Bird 432-83H-01-T
140.000	146.100	3	Decibel DB809K-XT
140.000	146.540	1	Sinclair SC432D-HF6LDF
140.000	145.000	1	Telewave ANT150D
140.000	140.000	3	Flat Side Arm
134.000	134.000	3	RFS APXVSP18-C-A20
134.000	134.000	1	Flat Low Profile Platform
134.000	134.000	6	Andrew DB980H90E-M
132.000	132.000	3	Alcatel-Lucent 800 MHz RRH w/
132.000	132.000	3	Alcatel-Lucent 1900MHz RRH
125.000	125.000	6	RFS FD9R6004/2C-3L
125.000	125.000	1	Antel BXA-171063/12CF
125.000	125.000	2	Antel BXA-171085-12CF-EDIN-X
125.000	125.000	3	Antel BXA-70063/6CF
125.000	125.000	1	Round Low Profile Platform
125.000	125.000	2	Antel LPA-80063/6CF
125.000	125.000	4	Antel LPA-80080/6CF
114.500	114.500	1	Round Low Profile Platform
114.500	114.500	12	Decibel DB844H90E-XY
105.000	105.000	3	RFS APXV18-206517S-C
95.000	95.000	1	Bird 429-83H-01-T
95.000	95.000	2	Decibel DB586-Y
95.000	95.000	1	Flat Side Arm
78.000	78.000	1	PCTEL GPS-TMG-HR-26N
30.000	30.500	1	GPS

Linear Appurtenance			
Elev (ft)		Description	Exposed To Wind
From	To		

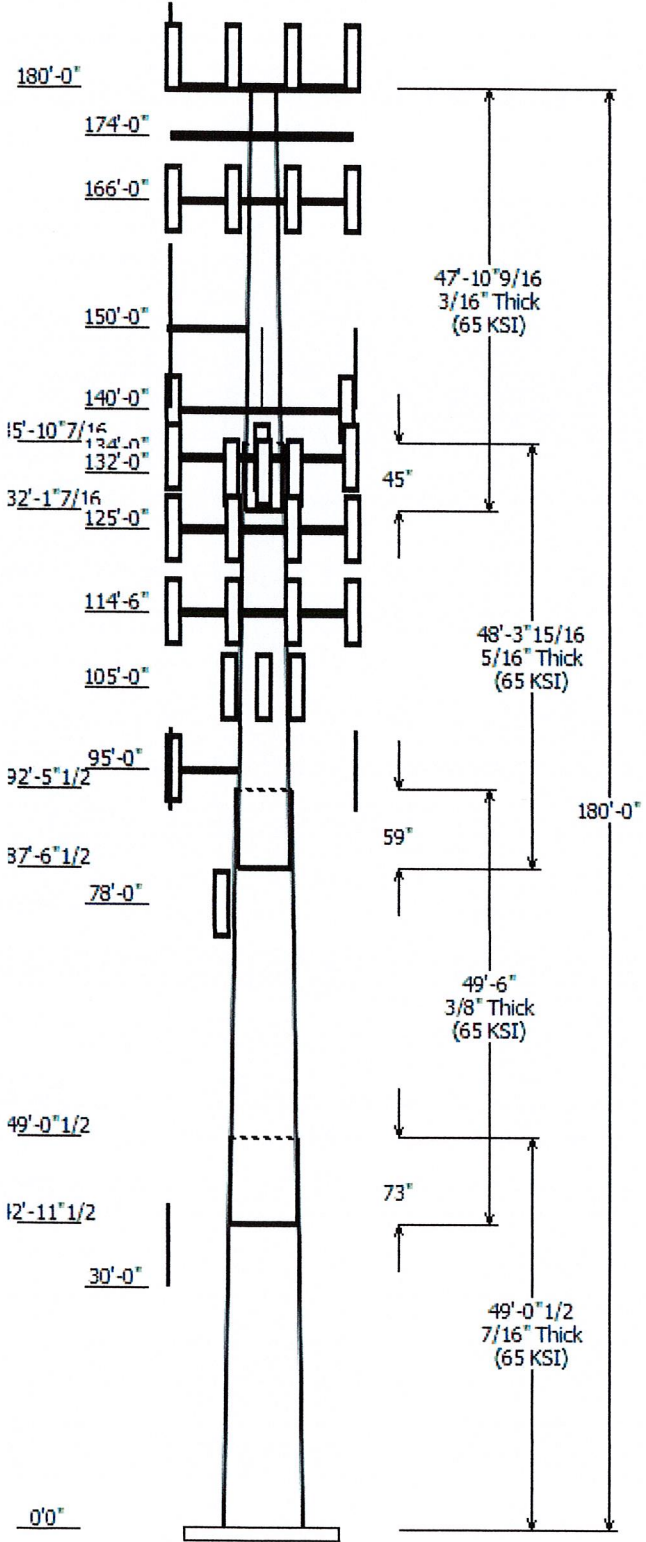



0.000	30.000	7/8" Coax	Yes
0.000	78.000	1/2" Coax	No
0.000	95.000	1/2" Coax	No
0.000	95.000	7/8" Coax	No
0.000	105.0	1 5/8" Coax	Yes
0.000	114.5	1 1/4" Coax	Yes
0.000	125.0	1 5/8" Coax	Yes
0.000	134.0	1 1/4" Hybriflex	No
0.000	134.0	1 5/8" Coax	No
0.000	140.0	1 5/8" Coax	No
0.000	140.0	1/2" Coax	No
0.000	140.0	3/8" Coax	No
0.000	140.0	7/8" Coax	No
0.000	150.0	1 5/8" Coax	No
0.000	166.0	1 5/8" Coax	Yes
0.000	180.0	0.40" Fiber Cable	No
0.000	180.0	1 5/8" Coax	No
0.000	180.0	19.7 mm Cable	No
0.000	180.0	3" Conduit	No
0.000	180.0	7/8" Coax	No

Load Cases	
No Ice	80.00 mph Wind with No Ice
Ice	69.28 mph Wind with Ice
Twist/Sway	50.00 mph Wind with No Ice

Reactions			
Load Case	Moment (kip-ft)	Shear (kip)	Axial (kip)
No Ice	4243.21	34.18	47.55
Ice	3839.34	30.03	62.49
Twist/Sway	1663.69	13.35	47.56

Dish Deflections			
Load Case	Attach Elev (ft)	Deflection (in)	Rotation (deg)
	0.00	0.000	0.000





Pole : 302506
 Location : Winchester CT 3, CT
 Height : 180.0 (ft)
 Base Dia : 52.75 (in)
 Top Dia : 15.00 (in)
 Shape : 18 Sides
 Taper : 0.219444 (in/ft)

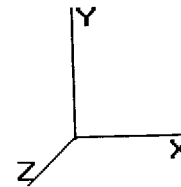
Code: TIA/EIA-222 Rev F

9/14/2012 4:06:39 PM

Page: 1

Base Elev : 0.000 (ft)

Copyright © 2007 - 2011 by American Tower Corporation. All rights reserved.



Shaft Section Properties

Sect Info	Length (ft)	Thick (in)	Fy (ksi)	Joint Type	Joint Len (in)	Weight (lb)	Bottom						Top						
							Dia (in)	Elev (ft)	Area (sqin)	Ix (in^4)	W/t Ratio	D/t Ratio	Dia (in)	Elev (ft)	Area (sqin)	Ix (in^4)	W/t Ratio	D/t Ratio	Taper (in/ft)
1-18	49.040	0.4375	65		0.00	10,875	52.75	0.00	72.64	25115.3	19.85	120.57	41.98	49.04	57.70	12585.4	15.51	95.97	0.219444
2-18	49.500	0.3750	65	Slip	73.00	7,672	44.07	42.96	52.01	12548.0	19.31	117.53	33.21	92.46	39.08	5323.8	14.21	88.56	0.219444
3-18	48.330	0.3125	65	Slip	59.00	4,779	34.91	87.54	34.32	5191.7	18.29	111.73	24.30	135.87	23.80	1731.6	12.31	77.79	0.219444
4-18	47.880	0.1875	65	Slip	45.00	1,946	25.50	132.12	15.07	1220.4	22.58	136.04	15.00	180.00	8.81	244.4	12.70	80.00	0.219444
Shaft Weight						25,271													

Discrete Appurtenance Properties

Attach Elev (ft)	Description	Qty	Weight (lb)	No Ice CaAa (sf)	CaAa Factor	Weight (lb)	Ice CaAa (sf)	CaAa Factor	Distance From Face (ft)	Vert Ecc (ft)
180.00	10' Omni	1	10.00	3.000	1.00	25.00	4.000	1.00	0.000	9.000
180.00	Andrew ABT-D MDF-ADBH	1	1.10	0.050	1.00	1.80	0.110	1.00	0.000	4.000
180.00	Ericsson RRUS 11	6	50.00	2.990	0.67	69.90	3.340	0.67	0.000	4.000
180.00	Flat Low Profile Platform	1	1500.00	26.100	1.00	1,700.00	31.600	1.00	0.000	4.000
180.00	KMW AM-X-CD-16-65-00T-	3	48.50	8.260	0.66	95.00	9.080	0.66	0.000	4.000
180.00	Powerwave 7770.00	6	35.00	5.880	0.64	67.75	6.597	0.64	0.000	4.000
180.00	Powerwave LGP21401	6	14.10	1.290	0.33	21.26	1.530	0.33	0.000	4.000
174.00	Flat Low Profile Platform	1	1500.00	26.100	1.00	1,700.00	31.600	1.00	0.000	0.000
166.00	CCI DTMA-1819-DD-12	6	14.30	0.710	0.33	19.30	0.900	0.33	0.000	0.000
166.00	RFS APX16PV-16PVL-E-00	9	39.60	6.647	0.65	70.65	7.298	0.67	0.000	0.000
166.00	Round T-Arm	3	250.00	9.700	0.67	314.00	12.100	0.67	0.000	0.000
150.00	Flat Side Arm	1	150.00	6.300	1.00	230.00	7.000	1.00	0.000	5.000
150.00	Sinclair SD210C2-SF2P4SNM	1	16.00	1.370	1.00	39.80	4.400	1.00	0.000	0.000
140.00	Bird 432-83H-01-T	2	20.00	1.630	0.33	29.20	1.290	0.33	0.000	6.100
140.00	Decibel DB809K-XT	3	37.50	3.660	1.00	64.00	4.920	1.00	0.000	0.000
140.00	Flat Side Arm	3	150.00	6.300	0.67	230.00	7.000	0.67	0.000	6.540
140.00	Sinclair SC432D-HF6LDF	1	50.00	5.030	1.00	86.00	6.520	1.00	0.000	5.000
140.00	Telewave ANT150D	1	18.00	1.090	1.00	50.00	6.500	1.00	0.000	0.000
134.00	Andrew DB980H90E-M	6	8.50	3.900	0.67	29.47	4.470	0.67	0.000	0.000
134.00	Flat Low Profile Platform	1	1500.00	26.100	1.00	1,700.00	31.600	1.00	0.000	0.000
134.00	RFS APXVSP18-C-A20	3	57.00	8.260	0.68	106.50	9.080	0.69	0.000	0.000
132.00	Alcatel-Lucent 1900MHz RRH	3	44.00	3.800	0.50	75.20	4.200	0.50	0.000	0.000
132.00	Alcatel-Lucent 800 MHz RRH	3	61.80	2.910	0.50	87.80	3.260	0.50	0.000	0.000
125.00	Antel BXA-171063/12CF	1	15.00	4.790	0.79	42.40	5.460	0.80	0.000	0.000
125.00	Antel BXA-171085-12CF-EDIN-	2	15.00	4.770	0.79	42.40	5.450	0.80	0.000	0.000
125.00	Antel BXA-70063/6CF	3	17.00	7.730	0.74	58.00	8.540	0.74	0.000	0.000
125.00	Antel LPA-80063/6CF	2	27.00	10.340	0.81	101.00	11.180	0.81	0.000	0.000
125.00	Antel LPA-80080/6CF	4	21.00	9.100	0.74	50.00	9.930	0.75	0.000	0.000
125.00	RFS FD9R6004/2C-3L	6	3.10	0.370	0.33	5.40	0.500	0.33	0.000	0.000
125.00	Round Low Profile Platform	1	1500.00	21.700	1.00	1,700.00	27.200	1.00	0.000	0.000
114.50	Decibel DB844H90E-XY	12	14.00	3.730	0.73	40.30	4.290	0.73	0.000	0.000
114.50	Round Low Profile Platform	1	1500.00	21.700	1.00	1,700.00	27.200	1.00	0.000	0.000
105.00	RFS APXV18-206517S-C	3	26.40	5.160	0.80	53.13	5.850	0.82	0.000	0.000
95.00	Bird 429-83H-01-T	1	20.00	1.050	0.33	29.20	1.290	0.33	0.000	0.000
95.00	Decibel DB586-Y	2	10.00	0.740	1.00	15.00	1.230	1.00	0.000	0.000
95.00	Flat Side Arm	1	150.00	6.300	1.00	230.00	7.000	1.00	0.000	0.000
78.00	PCTEL GPS-TMG-HR-26N	1	0.60	0.090	1.00	1.90	0.140	1.00	0.000	0.500
30.00	GPS	1	10.00	1.000	1.00	18.24	1.210	1.00	0.000	0.000
Totals		112	11519.70			15,478.30			Number of Loadings :	38

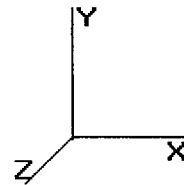
Pole : 302506
 Location : Winchester CT 3, CT
 Height : 180.0 (ft)
 Base Dia : 52.75 (in)
 Top Dia : 15.00 (in)
 Shape : 18 Sides
 Taper : 0.219444 (in/ft)

Code: TIA/EIA-222 Rev F

9/14/2012 4:06:39 PM

Page: 2

Base Elev : 0.000 (ft)



Copyright © 2007 - 2011 by American Tower Corporation. All rights reserved.

Linear Appurtenance Properties

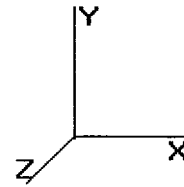
Elev From (ft)	Elev To (ft)	Description	No Ice		Ice		Exposed To Wind
			Weight (lb/ft)	CaAa (sf/ft)	Weight (lb/ft)	CaAa (sf/ft)	
0.00	180.00	(1) 0.40" Fiber Cable	0.09	0.00	0.00	0.00	N
0.00	180.00	(12) 1 5/8" Coax	9.84	0.00	0.00	0.00	N
0.00	180.00	(2) 19.7 mm Cable	0.59	0.00	0.00	0.00	N
0.00	180.00	(1) 3" Conduit	7.58	0.00	0.00	0.00	N
0.00	180.00	(1) 7/8" Coax	0.33	0.00	0.00	0.00	N
0.00	166.00	(18) 1 5/8" Coax	14.76	0.40	42.03	0.60	Y
0.00	150.00	(1) 1 5/8" Coax	0.82	0.00	0.00	0.00	N
0.00	140.00	(6) 1 5/8" Coax	4.92	0.00	0.00	0.00	N
0.00	140.00	(1) 1/2" Coax	0.15	0.00	0.00	0.00	N
0.00	140.00	(2) 3/8" Coax	0.16	0.00	0.00	0.00	N
0.00	140.00	(1) 7/8" Coax	0.33	0.00	0.00	0.00	N
0.00	134.00	(3) 1 1/4" Hybriflex	3.00	0.00	0.00	0.00	N
0.00	134.00	(6) 1 5/8" Coax	7.38	0.00	0.00	0.00	N
0.00	125.00	(12) 1 5/8" Coax	9.84	0.40	42.03	0.60	Y
0.00	114.50	(12) 1 1/4" Coax	7.56	0.00	0.00	0.00	Y
0.00	105.00	(6) 1 5/8" Coax	4.92	0.00	0.00	0.00	Y
0.00	95.00	(1) 1/2" Coax	0.15	0.00	0.00	0.00	N
0.00	95.00	(2) 7/8" Coax	0.66	0.00	0.00	0.00	N
0.00	78.00	(1) 1/2" Coax	0.15	0.00	0.00	0.00	N
0.00	30.00	(1) 7/8" Coax	0.33	0.00	0.00	0.00	Y
Total Weight			10,770.65 (lb)		12,230.73 (lb)		

Pole : 302506
 Location : Winchester CT 3, CT
 Height : 180.0 (ft)
 Base Dia : 52.75 (in)
 Top Dia : 15.00 (in)
 Shape : 18 Sides
 Taper : 0.219444 (in/ft)

Code: TIA/EIA-222 Rev F

9/14/2012 4:06:39 PM
 Page: 3

Base Elev : 0.000 (ft)



Copyright © 2007 - 2011 by American Tower Corporation. All rights reserved.

Segment Properties (Max Len : 1 ft)

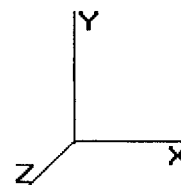
Seg Top Elev (ft)	Description	Thick (in)	Flat Dia (in)	Area (in^2)	Ix (in^4)	W/t Ratio	D/t Ratio	Fy (ksi)	Fb (ksi)	Weight (lb)
0.00		0.4375	52.750	72.640	25,115.3	19.85	120.57	65	52	0.0
1.00		0.4375	52.531	72.335	24,800.6	19.76	120.07	65	52	246.7
2.00		0.4375	52.311	72.030	24,488.5	19.67	119.57	65	52	245.6
3.00		0.4375	52.092	71.726	24,179.0	19.58	119.07	65	52	244.6
4.00		0.4375	51.872	71.421	23,872.2	19.50	118.57	65	52	243.5
5.00		0.4375	51.653	71.116	23,567.9	19.41	118.06	65	52	242.5
6.00		0.4375	51.433	70.812	23,266.3	19.32	117.56	65	52	241.5
7.00		0.4375	51.214	70.507	22,967.2	19.23	117.06	65	52	240.4
8.00		0.4375	50.994	70.202	22,670.7	19.14	116.56	65	52	239.4
9.00		0.4375	50.775	69.897	22,376.8	19.05	116.06	65	52	238.4
10.00		0.4375	50.556	69.593	22,085.4	18.96	115.56	65	52	237.3
11.00		0.4375	50.336	69.288	21,796.6	18.88	115.05	65	52	236.3
12.00		0.4375	50.117	68.983	21,510.2	18.79	114.55	65	52	235.3
13.00		0.4375	49.897	68.679	21,226.5	18.70	114.05	65	52	234.2
14.00		0.4375	49.678	68.374	20,945.2	18.61	113.55	65	52	233.2
15.00		0.4375	49.458	68.069	20,666.4	18.52	113.05	65	52	232.1
16.00		0.4375	49.239	67.764	20,390.1	18.43	112.55	65	52	231.1
17.00		0.4375	49.019	67.460	20,116.3	18.35	112.04	65	52	230.1
18.00		0.4375	48.800	67.155	19,844.9	18.26	111.54	65	52	229.0
19.00		0.4375	48.581	66.850	19,576.0	18.17	111.04	65	52	228.0
20.00		0.4375	48.361	66.546	19,309.5	18.08	110.54	65	52	227.0
21.00		0.4375	48.142	66.241	19,045.5	17.99	110.04	65	52	225.9
22.00		0.4375	47.922	65.936	18,783.8	17.90	109.54	65	52	224.9
23.00		0.4375	47.703	65.631	18,524.6	17.82	109.03	65	52	223.8
24.00		0.4375	47.483	65.327	18,267.8	17.73	108.53	65	52	222.8
25.00		0.4375	47.264	65.022	18,013.3	17.64	108.03	65	52	221.8
26.00		0.4375	47.044	64.717	17,761.3	17.55	107.53	65	52	220.7
27.00		0.4375	46.825	64.413	17,511.6	17.46	107.03	65	52	219.7
28.00		0.4375	46.606	64.108	17,264.2	17.37	106.53	65	52	218.7
29.00		0.4375	46.386	63.803	17,019.2	17.28	106.03	65	52	217.6
30.00		0.4375	46.167	63.498	16,776.5	17.20	105.52	65	52	216.6
31.00		0.4375	45.947	63.194	16,536.2	17.11	105.02	65	52	215.6
32.00		0.4375	45.728	62.889	16,298.1	17.02	104.52	65	52	214.5
33.00		0.4375	45.508	62.584	16,062.4	16.93	104.02	65	52	213.5
34.00		0.4375	45.289	62.280	15,828.9	16.84	103.52	65	52	212.4
35.00		0.4375	45.069	61.975	15,597.7	16.75	103.02	65	52	211.4
36.00		0.4375	44.850	61.670	15,368.7	16.67	102.51	65	52	210.4
37.00		0.4375	44.631	61.365	15,142.0	16.58	102.01	65	52	209.3
38.00		0.4375	44.411	61.061	14,917.6	16.49	101.51	65	52	208.3
39.00		0.4375	44.192	60.756	14,695.4	16.40	101.01	65	52	207.3
40.00		0.4375	43.972	60.451	14,475.4	16.31	100.51	65	52	206.2
41.00		0.4375	43.753	60.147	14,257.6	16.22	100.01	65	52	205.2
42.00		0.4375	43.533	59.842	14,042.0	16.13	99.50	65	52	204.1
42.96	Bot - Section 2	0.4375	43.323	59.550	13,837.8	16.05	99.02	65	52	194.3
43.00		0.4375	43.314	59.537	13,828.6	16.05	99.00	65	52	16.5
44.00		0.4375	43.094	59.232	13,617.3	15.96	98.50	65	52	378.6
45.00		0.4375	42.875	58.928	13,408.2	15.87	98.00	65	52	376.6
46.00		0.4375	42.656	58.623	13,201.3	15.78	97.50	65	52	374.7
47.00		0.4375	42.436	58.318	12,996.5	15.69	97.00	65	52	372.8
48.00		0.4375	42.217	58.014	12,793.9	15.60	96.50	65	52	370.9
49.00		0.4375	41.997	57.709	12,593.3	15.52	95.99	65	52	368.9
49.04	Top - Section 1	0.3750	42.738	50.421	11,432.7	18.69	113.97	65	52	14.7
50.00		0.3750	42.528	50.171	11,263.0	18.59	113.41	65	52	164.3
51.00		0.3750	42.308	49.909	11,088.0	18.48	112.82	65	52	170.3
52.00		0.3750	42.089	49.648	10,914.8	18.38	112.24	65	52	169.4
53.00		0.3750	41.869	49.387	10,743.5	18.28	111.65	65	52	168.5
54.00		0.3750	41.650	49.126	10,573.9	18.17	111.07	65	52	167.6
55.00		0.3750	41.431	48.865	10,406.2	18.07	110.48	65	52	166.7

Pole : 302506
 Location : Winchester CT 3, CT
 Height : 180.0 (ft)
 Base Dia : 52.75 (in)
 Top Dia : 15.00 (in)
 Shape : 18 Sides
 Taper : 0.219444 (in/ft)

Code: TIA/EIA-222 Rev F

Base Elev : 0.000 (ft)

9/14/2012 4:06:39 PM
 Page : 4



Copyright © 2007- 2011 by American Tower Corporation. All rights reserved.

56.00		0.3750	41.211	48.603	10,240.2	17.97	109.90	65	52	165.8
57.00		0.3750	40.992	48.342	10,076.0	17.86	109.31	65	52	164.9
58.00		0.3750	40.772	48.081	9,913.6	17.76	108.73	65	52	164.1
59.00		0.3750	40.553	47.820	9,752.9	17.66	108.14	65	52	163.2
60.00		0.3750	40.333	47.559	9,594.0	17.55	107.56	65	52	162.3
61.00		0.3750	40.114	47.298	9,436.8	17.45	106.97	65	52	161.4
62.00		0.3750	39.894	47.036	9,281.3	17.35	106.39	65	52	160.5
63.00		0.3750	39.675	46.775	9,127.5	17.24	105.80	65	52	159.6
64.00		0.3750	39.456	46.514	8,975.5	17.14	105.21	65	52	158.7
65.00		0.3750	39.236	46.253	8,825.1	17.04	104.63	65	52	157.8
66.00		0.3750	39.017	45.992	8,676.5	16.94	104.04	65	52	156.9
67.00		0.3750	38.797	45.730	8,529.5	16.83	103.46	65	52	156.1
68.00		0.3750	38.578	45.469	8,384.2	16.73	102.87	65	52	155.2
69.00		0.3750	38.358	45.208	8,240.5	16.63	102.29	65	52	154.3
70.00		0.3750	38.139	44.947	8,098.5	16.52	101.70	65	52	153.4
71.00		0.3750	37.919	44.686	7,958.2	16.42	101.12	65	52	152.5
72.00		0.3750	37.700	44.424	7,819.4	16.32	100.53	65	52	151.6
73.00		0.3750	37.481	44.163	7,682.3	16.21	99.95	65	52	150.7
74.00		0.3750	37.261	43.902	7,546.8	16.11	99.36	65	52	149.8
75.00		0.3750	37.042	43.641	7,412.9	16.01	98.78	65	52	148.9
76.00		0.3750	36.822	43.380	7,280.6	15.90	98.19	65	52	148.1
77.00		0.3750	36.603	43.119	7,149.9	15.80	97.61	65	52	147.2
78.00		0.3750	36.383	42.857	7,020.8	15.70	97.02	65	52	146.3
79.00		0.3750	36.164	42.596	6,893.2	15.59	96.44	65	52	145.4
80.00		0.3750	35.944	42.335	6,767.2	15.49	95.85	65	52	144.5
81.00		0.3750	35.725	42.074	6,642.7	15.39	95.27	65	52	143.6
82.00		0.3750	35.506	41.813	6,519.7	15.28	94.68	65	52	142.7
83.00		0.3750	35.286	41.551	6,398.3	15.18	94.10	65	52	141.8
84.00		0.3750	35.067	41.290	6,278.4	15.08	93.51	65	52	140.9
85.00		0.3750	34.847	41.029	6,160.0	14.97	92.93	65	52	140.1
86.00		0.3750	34.628	40.768	6,043.1	14.87	92.34	65	52	139.2
87.00		0.3750	34.408	40.507	5,927.7	14.77	91.76	65	52	138.3
87.54	Bot - Section 3	0.3750	34.290	40.366	5,866.0	14.71	91.44	65	52	74.3
88.00		0.3750	34.189	40.246	5,813.8	14.67	91.17	65	52	116.8
89.00		0.3750	33.969	39.984	5,701.4	14.56	90.59	65	52	252.6
90.00		0.3750	33.750	39.723	5,590.4	14.46	90.00	65	52	250.9
91.00		0.3750	33.531	39.462	5,480.8	14.36	89.41	65	52	249.3
92.00		0.3750	33.311	39.201	5,372.7	14.25	88.83	65	52	247.7
92.46	Top - Section 2	0.3125	33.836	33.250	4,721.1	17.68	108.27	65	52	112.5
93.00		0.3125	33.717	33.132	4,670.9	17.61	107.89	65	52	61.4
94.00		0.3125	33.497	32.914	4,579.4	17.49	107.19	65	52	112.4
95.00		0.3125	33.278	32.696	4,489.2	17.37	106.49	65	52	111.6
96.00		0.3125	33.058	32.479	4,400.1	17.24	105.79	65	52	110.9
97.00		0.3125	32.839	32.261	4,312.2	17.12	105.08	65	52	110.1
98.00		0.3125	32.619	32.043	4,225.5	16.99	104.38	65	52	109.4
99.00		0.3125	32.400	31.826	4,140.0	16.87	103.68	65	52	108.7
100.0		0.3125	32.181	31.608	4,055.7	16.75	102.98	65	52	107.9
101.0		0.3125	31.961	31.390	3,972.4	16.62	102.28	65	52	107.2
102.0		0.3125	31.742	31.173	3,890.4	16.50	101.57	65	52	106.4
103.0		0.3125	31.522	30.955	3,809.5	16.38	100.87	65	52	105.7
104.0		0.3125	31.303	30.737	3,729.7	16.25	100.17	65	52	105.0
105.0		0.3125	31.083	30.520	3,651.0	16.13	99.47	65	52	104.2
106.0		0.3125	30.864	30.302	3,573.4	16.00	98.76	65	52	103.5
107.0		0.3125	30.644	30.084	3,497.0	15.88	98.06	65	52	102.7
108.0		0.3125	30.425	29.867	3,421.6	15.76	97.36	65	52	102.0
109.0		0.3125	30.206	29.649	3,347.4	15.63	96.66	65	52	101.3
110.0		0.3125	29.986	29.431	3,274.2	15.51	95.96	65	52	100.5
111.0		0.3125	29.767	29.214	3,202.1	15.39	95.25	65	52	99.8
112.0		0.3125	29.547	28.996	3,131.1	15.26	94.55	65	52	99.0
113.0		0.3125	29.328	28.778	3,061.1	15.14	93.85	65	52	98.3
114.0		0.3125	29.108	28.561	2,992.2	15.01	93.15	65	52	97.6
114.5		0.3125	28.999	28.452	2,958.1	14.95	92.80	65	52	48.5
115.0		0.3125	28.889	28.343	2,924.3	14.89	92.44	65	52	48.3
116.0		0.3125	28.669	28.126	2,857.4	14.77	91.74	65	52	96.1

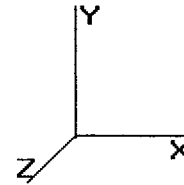
Pole : 302506
 Location : Winchester CT 3, CT
 Height : 180.0 (ft)
 Base Dia : 52.75 (in)
 Top Dia : 15.00 (in)
 Shape : 18 Sides
 Taper : 0.219444 (in/ft)

Code: TIA/EIA-222 Rev F

Base Elev : 0.000 (ft)

9/14/2012 4:06:39 PM

Page: 5



Copyright © 2007- 2011 by American Tower Corporation. All rights reserved.

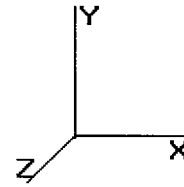
117.0	0.3125	28.450	27.908	2,791.6	14.64	91.04	65	52	95.3	
118.0	0.3125	28.231	27.690	2,726.8	14.52	90.34	65	52	94.6	
119.0	0.3125	28.011	27.473	2,663.0	14.39	89.64	65	52	93.9	
120.0	0.3125	27.792	27.255	2,600.2	14.27	88.93	65	52	93.1	
121.0	0.3125	27.572	27.037	2,538.4	14.15	88.23	65	52	92.4	
122.0	0.3125	27.353	26.820	2,477.6	14.02	87.53	65	52	91.6	
123.0	0.3125	27.133	26.602	2,417.7	13.90	86.83	65	52	90.9	
124.0	0.3125	26.914	26.384	2,358.9	13.78	86.12	65	52	90.2	
125.0	0.3125	26.694	26.167	2,301.0	13.65	85.42	65	52	89.4	
126.0	0.3125	26.475	25.949	2,244.0	13.53	84.72	65	52	88.7	
127.0	0.3125	26.256	25.731	2,188.1	13.40	84.02	65	52	87.9	
128.0	0.3125	26.036	25.514	2,133.0	13.28	83.32	65	52	87.2	
129.0	0.3125	25.817	25.296	2,078.9	13.16	82.61	65	52	86.4	
130.0	0.3125	25.597	25.078	2,025.7	13.03	81.91	65	52	85.7	
131.0	0.3125	25.378	24.861	1,973.4	12.91	81.21	65	52	85.0	
132.0	0.3125	25.158	24.643	1,922.0	12.78	80.51	65	52	84.2	
132.1	Bot - Section 4	0.3125	25.132	24.617	1,915.9	12.77	80.42	65	52	10.0
133.0		0.3125	24.939	24.425	1,871.5	12.66	79.80	65	52	118.4
134.0		0.3125	24.719	24.208	1,821.9	12.54	79.10	65	52	133.4
135.0		0.3125	24.500	23.990	1,773.2	12.41	78.40	65	52	132.2
135.8	Top - Section 3	0.1875	24.684	14.578	1,105.3	21.80	131.65	65	52	114.0
136.0		0.1875	24.656	14.561	1,101.4	21.78	131.50	65	52	6.5
137.0		0.1875	24.436	14.430	1,072.0	21.57	130.33	65	52	49.3
138.0		0.1875	24.217	14.300	1,043.2	21.36	129.16	65	52	48.9
139.0		0.1875	23.997	14.169	1,014.9	21.16	127.99	65	52	48.4
140.0		0.1875	23.778	14.039	987.1	20.95	126.81	65	52	48.0
141.0		0.1875	23.558	13.908	959.8	20.74	125.64	65	52	47.5
142.0		0.1875	23.339	13.777	933.0	20.54	124.47	65	52	47.1
143.0		0.1875	23.119	13.647	906.7	20.33	123.30	65	52	46.7
144.0		0.1875	22.900	13.516	880.9	20.12	122.13	65	52	46.2
145.0		0.1875	22.681	13.386	855.6	19.92	120.96	65	52	45.8
146.0		0.1875	22.461	13.255	830.8	19.71	119.79	65	52	45.3
147.0		0.1875	22.242	13.125	806.5	19.51	118.62	65	52	44.9
148.0		0.1875	22.022	12.994	782.7	19.30	117.45	65	52	44.4
149.0		0.1875	21.803	12.863	759.3	19.09	116.28	65	52	44.0
150.0		0.1875	21.583	12.733	736.4	18.89	115.11	65	52	43.5
151.0		0.1875	21.364	12.602	714.0	18.68	113.94	65	52	43.1
152.0		0.1875	21.144	12.472	692.0	18.47	112.77	65	52	42.7
153.0		0.1875	20.925	12.341	670.5	18.27	111.60	65	52	42.2
154.0		0.1875	20.706	12.210	649.5	18.06	110.43	65	52	41.8
155.0		0.1875	20.486	12.080	628.8	17.85	109.26	65	52	41.3
156.0		0.1875	20.267	11.949	608.7	17.65	108.09	65	52	40.9
157.0		0.1875	20.047	11.819	588.9	17.44	106.92	65	52	40.4
158.0		0.1875	19.828	11.688	569.6	17.24	105.75	65	52	40.0
159.0		0.1875	19.608	11.557	550.7	17.03	104.58	65	52	39.5
160.0		0.1875	19.389	11.427	532.3	16.82	103.41	65	52	39.1
161.0		0.1875	19.169	11.296	514.2	16.62	102.24	65	52	38.7
162.0		0.1875	18.950	11.166	496.6	16.41	101.07	65	52	38.2
163.0		0.1875	18.731	11.035	479.4	16.20	99.90	65	52	37.8
164.0		0.1875	18.511	10.904	462.6	16.00	98.73	65	52	37.3
165.0		0.1875	18.292	10.774	446.2	15.79	97.56	65	52	36.9
166.0		0.1875	18.072	10.643	430.1	15.58	96.39	65	52	36.4
167.0		0.1875	17.853	10.513	414.5	15.38	95.21	65	52	36.0
168.0		0.1875	17.633	10.382	399.2	15.17	94.04	65	52	35.6
169.0		0.1875	17.414	10.251	384.4	14.97	92.87	65	52	35.1
170.0		0.1875	17.194	10.121	369.8	14.76	91.70	65	52	34.7
171.0		0.1875	16.975	9.990	355.7	14.55	90.53	65	52	34.2
172.0		0.1875	16.756	9.860	341.9	14.35	89.36	65	52	33.8
173.0		0.1875	16.536	9.729	328.5	14.14	88.19	65	52	33.3
174.0		0.1875	16.317	9.599	315.5	13.93	87.02	65	52	32.9
175.0		0.1875	16.097	9.468	302.8	13.73	85.85	65	52	32.4
176.0		0.1875	15.878	9.337	290.4	13.52	84.68	65	52	32.0
177.0		0.1875	15.658	9.207	278.4	13.31	83.51	65	52	31.6
178.0		0.1875	15.439	9.076	266.7	13.11	82.34	65	52	31.1

Pole : 302506
 Location : Winchester CT 3, CT
 Height : 180.0 (ft)
 Base Dia : 52.75 (in)
 Top Dia : 15.00 (in)
 Shape : 18 Sides
 Taper : 0.219444 (in/ft)

Code: TIA/EIA-222 Rev F

Base Elev : 0.000 (ft)

Copyright © 2007 - 2011 by American Tower Corporation. All rights reserved.



9/14/2012 4:06:39 PM

Page: 7

Load Case: No Ice	80.00 mph Wind with No Ice	38 Iterations
Gust Response Factor : 1.69		
Dead Load Factor : 1.00		
Wind Load Factor : 1.00		

Shaft Segment Forces

Seg Top Elev (ft)	Description	Kz	qz (psf)	qzGh (psf)	C (mph-ft)	Cf	Ice Thick (in)	Tributary (ft)	Aa (sf)	CfAa (sf)	Wind Force X (lb)	Dead Load Ice (lb)	Tot Dead Load (lb)	
0.00		0.00	1.00	16.384	27.68	351.66	0.650	0.000	0.00	0.000	0.00	0.0	0.0	
1.00		0.00	1.00	16.384	27.68	350.20	0.650	0.000	1.00	4.387	2.85	79.0	0.0	246.7
2.00		0.00	1.00	16.384	27.68	348.74	0.650	0.000	1.00	4.368	2.84	78.6	0.0	245.6
3.00		0.00	1.00	16.384	27.68	347.27	0.650	0.000	1.00	4.350	2.83	78.3	0.0	244.6
4.00		0.00	1.00	16.384	27.68	345.81	0.650	0.000	1.00	4.332	2.82	78.0	0.0	243.5
5.00		0.00	1.00	16.384	27.68	344.35	0.650	0.000	1.00	4.314	2.80	77.6	0.0	242.5
6.00		0.00	1.00	16.384	27.68	342.88	0.650	0.000	1.00	4.295	2.79	77.3	0.0	241.5
7.00		0.00	1.00	16.384	27.68	341.42	0.650	0.000	1.00	4.277	2.78	77.0	0.0	240.4
8.00		0.00	1.00	16.384	27.68	339.96	0.650	0.000	1.00	4.259	2.77	76.6	0.0	239.4
9.00		0.00	1.00	16.384	27.68	338.50	0.650	0.000	1.00	4.240	2.76	76.3	0.0	238.4
10.00		0.00	1.00	16.384	27.68	337.03	0.650	0.000	1.00	4.222	2.74	76.0	0.0	237.3
11.00		0.00	1.00	16.384	27.68	335.57	0.650	0.000	1.00	4.204	2.73	75.7	0.0	236.3
12.00		0.00	1.00	16.384	27.68	334.11	0.650	0.000	1.00	4.186	2.72	75.3	0.0	235.3
13.00		0.00	1.00	16.384	27.68	332.64	0.650	0.000	1.00	4.167	2.71	75.0	0.0	234.2
14.00		0.00	1.00	16.384	27.68	331.18	0.650	0.000	1.00	4.149	2.70	74.7	0.0	233.2
15.00		0.00	1.00	16.384	27.68	329.72	0.650	0.000	1.00	4.131	2.68	74.3	0.0	232.1
16.00		0.00	1.00	16.384	27.68	328.25	0.650	0.000	1.00	4.112	2.67	74.0	0.0	231.1
17.00		0.00	1.00	16.384	27.68	326.79	0.650	0.000	1.00	4.094	2.66	73.7	0.0	230.1
18.00		0.00	1.00	16.384	27.68	325.33	0.650	0.000	1.00	4.076	2.65	73.4	0.0	229.0
19.00		0.00	1.00	16.384	27.68	323.87	0.650	0.000	1.00	4.058	2.64	73.0	0.0	228.0
20.00		0.00	1.00	16.384	27.68	322.40	0.650	0.000	1.00	4.039	2.63	72.7	0.0	227.0
21.00		0.00	1.00	16.384	27.68	320.94	0.650	0.000	1.00	4.021	2.61	72.4	0.0	225.9
22.00		0.00	1.00	16.384	27.68	319.48	0.650	0.000	1.00	4.003	2.60	72.0	0.0	224.9
23.00		0.00	1.00	16.384	27.68	318.01	0.650	0.000	1.00	3.984	2.59	71.7	0.0	223.8
24.00		0.00	1.00	16.384	27.68	316.55	0.650	0.000	1.00	3.966	2.58	71.4	0.0	222.8
25.00		0.00	1.00	16.384	27.68	315.09	0.650	0.000	1.00	3.948	2.57	71.1	0.0	221.8
26.00		0.00	1.00	16.384	27.68	313.63	0.650	0.000	1.00	3.930	2.55	70.7	0.0	220.7
27.00		0.00	1.00	16.384	27.68	312.16	0.650	0.000	1.00	3.911	2.54	70.4	0.0	219.7
28.00		0.00	1.00	16.384	27.68	310.70	0.650	0.000	1.00	3.893	2.53	70.1	0.0	218.7
29.00		0.00	1.00	16.384	27.68	309.24	0.650	0.000	1.00	3.875	2.52	69.7	0.0	217.6
30.00	Appertunance(s)	0.00	1.00	16.384	27.68	307.77	0.650	0.000	1.00	3.856	2.51	69.4	0.0	216.6
31.00		0.00	1.00	16.384	27.68	306.31	0.650	0.000	1.00	3.838	2.49	69.1	0.0	215.6
32.00		0.00	1.00	16.384	27.68	304.85	0.650	0.000	1.00	3.820	2.48	68.7	0.0	214.5
33.00		0.00	1.00	16.384	27.68	303.38	0.650	0.000	1.00	3.802	2.47	68.4	0.0	213.5
34.00		0.00	1.00	16.524	27.92	303.21	0.650	0.000	1.00	3.783	2.46	68.7	0.0	212.4
35.00		0.00	1.01	16.662	28.15	302.99	0.650	0.000	1.00	3.765	2.45	68.9	0.0	211.4
36.00		0.00	1.02	16.796	28.38	302.74	0.650	0.000	1.00	3.747	2.44	69.1	0.0	210.4
37.00		0.00	1.03	16.928	28.60	302.44	0.650	0.000	1.00	3.728	2.42	69.3	0.0	209.3
38.00		0.00	1.04	17.058	28.82	302.10	0.650	0.000	1.00	3.710	2.41	69.5	0.0	208.3
39.00		0.00	1.04	17.185	29.04	301.72	0.650	0.000	1.00	3.692	2.40	69.7	0.0	207.3
40.00		0.00	1.05	17.310	29.25	301.31	0.650	0.000	1.00	3.673	2.39	69.9	0.0	206.2
41.00		0.00	1.06	17.432	29.46	300.87	0.650	0.000	1.00	3.655	2.38	70.0	0.0	205.2
42.00		0.00	1.07	17.553	29.66	300.39	0.650	0.000	1.00	3.637	2.36	70.1	0.0	204.1
42.96	Bot - Section 2	0.00	1.07	17.666	29.85	299.91	0.650	0.000	0.96	3.462	2.25	67.2	0.0	194.3
43.00		0.00	1.07	17.671	29.86	299.88	0.650	0.000	0.04	0.160	0.10	3.1	0.0	16.5
44.00		0.00	1.08	17.788	30.06	299.34	0.650	0.000	1.00	3.663	2.38	71.6	0.0	378.6
45.00		0.00	1.09	17.902	30.25	298.78	0.650	0.000	1.00	3.645	2.37	71.7	0.0	376.6
46.00		0.00	1.10	18.015	30.44	298.18	0.650	0.000	1.00	3.626	2.36	71.8	0.0	374.7
47.00		0.00	1.10	18.126	30.63	297.56	0.650	0.000	1.00	3.608	2.35	71.8	0.0	372.8
48.00		0.00	1.11	18.235	30.81	296.92	0.650	0.000	1.00	3.590	2.33	71.9	0.0	370.9
49.00		0.00	1.12	18.343	31.00	296.24	0.650	0.000	1.00	3.571	2.32	72.0	0.0	368.9

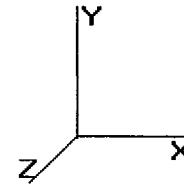
Pole : 302506
 Location : Winchester CT 3, CT
 Height : 180.0 (ft)
 Base Dia : 52.75 (in)
 Top Dia : 15.00 (in)
 Shape : 18 Sides
 Taper : 0.219444 (in/ft)

Code: TIA/EIA-222 Rev F

9/14/2012 4:06:39 PM

Page: 8

Base Elev : 0.000 (ft)



Copyright © 2007 - 2011 by American Tower Corporation. All rights reserved.

Load Case: No Ice	80.00 mph Wind with No Ice	38 Iterations
Gust Response Factor : 1.69		
Dead Load Factor : 1.00		
Wind Load Factor : 1.00		

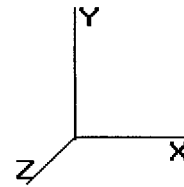
49.04	Top - Section 1	0.00	1.12	18.347	31.00	296.22	0.650	0.000	0.04	0.142	0.09	2.9	0.0	14.7
50.00		0.00	1.12	18.449	31.17	300.85	0.650	0.000	0.96	3.411	2.22	69.1	0.0	164.3
51.00		0.00	1.13	18.554	31.35	300.15	0.650	0.000	1.00	3.535	2.30	72.0	0.0	170.3
52.00		0.00	1.13	18.657	31.53	299.42	0.650	0.000	1.00	3.517	2.29	72.1	0.0	169.4
53.00		0.00	1.14	18.759	31.70	298.67	0.650	0.000	1.00	3.498	2.27	72.1	0.0	168.5
54.00		0.00	1.15	18.859	31.87	297.90	0.650	0.000	1.00	3.480	2.26	72.1	0.0	167.6
55.00		0.00	1.15	18.959	32.04	297.11	0.650	0.000	1.00	3.462	2.25	72.1	0.0	166.7
56.00		0.00	1.16	19.056	32.20	296.30	0.650	0.000	1.00	3.443	2.24	72.1	0.0	165.8
57.00		0.00	1.16	19.153	32.36	295.47	0.650	0.000	1.00	3.425	2.23	72.1	0.0	164.9
58.00		0.00	1.17	19.248	32.53	294.61	0.650	0.000	1.00	3.407	2.21	72.0	0.0	164.1
59.00		0.00	1.18	19.343	32.68	293.75	0.650	0.000	1.00	3.389	2.20	72.0	0.0	163.2
60.00		0.00	1.18	19.436	32.84	292.86	0.650	0.000	1.00	3.370	2.19	72.0	0.0	162.3
61.00		0.00	1.19	19.528	33.00	291.95	0.650	0.000	1.00	3.352	2.18	71.9	0.0	161.4
62.00		0.00	1.19	19.619	33.15	291.03	0.650	0.000	1.00	3.334	2.17	71.8	0.0	160.5
63.00		0.00	1.20	19.709	33.30	290.09	0.650	0.000	1.00	3.315	2.16	71.8	0.0	159.6
64.00		0.00	1.20	19.797	33.45	289.14	0.650	0.000	1.00	3.297	2.14	71.7	0.0	158.7
65.00		0.00	1.21	19.885	33.60	288.17	0.650	0.000	1.00	3.279	2.13	71.6	0.0	157.8
66.00		0.00	1.21	19.972	33.75	287.18	0.650	0.000	1.00	3.261	2.12	71.5	0.0	156.9
67.00		0.00	1.22	20.058	33.89	286.18	0.650	0.000	1.00	3.242	2.11	71.4	0.0	156.1
68.00		0.00	1.22	20.143	34.04	285.16	0.650	0.000	1.00	3.224	2.10	71.3	0.0	155.2
69.00		0.00	1.23	20.228	34.18	284.13	0.650	0.000	1.00	3.206	2.08	71.2	0.0	154.3
70.00		0.00	1.24	20.311	34.32	283.09	0.650	0.000	1.00	3.187	2.07	71.1	0.0	153.4
71.00		0.00	1.24	20.393	34.46	282.03	0.650	0.000	1.00	3.169	2.06	71.0	0.0	152.5
72.00		0.00	1.25	20.475	34.60	280.96	0.650	0.000	1.00	3.151	2.05	70.9	0.0	151.6
73.00		0.00	1.25	20.556	34.73	279.88	0.650	0.000	1.00	3.133	2.04	70.7	0.0	150.7
74.00		0.00	1.26	20.636	34.87	278.78	0.650	0.000	1.00	3.114	2.02	70.6	0.0	149.8
75.00		0.00	1.26	20.715	35.00	277.67	0.650	0.000	1.00	3.096	2.01	70.5	0.0	148.9
76.00		0.00	1.26	20.794	35.14	276.55	0.650	0.000	1.00	3.078	2.00	70.3	0.0	148.1
77.00		0.00	1.27	20.872	35.27	275.41	0.650	0.000	1.00	3.059	1.99	70.1	0.0	147.2
78.00	Appertunance(s)	0.00	1.27	20.949	35.40	274.27	0.650	0.000	1.00	3.041	1.98	70.0	0.0	146.3
79.00		0.00	1.28	21.025	35.53	273.11	0.650	0.000	1.00	3.023	1.96	69.8	0.0	145.4
80.00		0.00	1.28	21.101	35.66	271.94	0.650	0.000	1.00	3.005	1.95	69.6	0.0	144.5
81.00		0.00	1.29	21.176	35.78	270.76	0.650	0.000	1.00	2.986	1.94	69.5	0.0	143.6
82.00		0.00	1.29	21.250	35.91	269.57	0.650	0.000	1.00	2.968	1.93	69.3	0.0	142.7
83.00		0.00	1.30	21.324	36.03	268.37	0.650	0.000	1.00	2.950	1.92	69.1	0.0	141.8
84.00		0.00	1.30	21.397	36.16	267.15	0.650	0.000	1.00	2.931	1.91	68.9	0.0	140.9
85.00		0.00	1.31	21.469	36.28	265.93	0.650	0.000	1.00	2.913	1.89	68.7	0.0	140.1
86.00		0.00	1.31	21.541	36.40	264.70	0.650	0.000	1.00	2.895	1.88	68.5	0.0	139.2
87.00		0.00	1.31	21.613	36.52	263.46	0.650	0.000	1.00	2.877	1.87	68.3	0.0	138.3
87.54	Bot - Section 3	0.00	1.32	21.651	36.59	262.78	0.650	0.000	0.54	1.545	1.00	36.8	0.0	74.3
88.00		0.00	1.32	21.683	36.64	262.20	0.650	0.000	0.46	1.337	0.87	31.8	0.0	116.8
89.00		0.00	1.32	21.753	36.76	260.94	0.650	0.000	1.00	2.892	1.88	69.1	0.0	252.6
90.00		0.00	1.33	21.823	36.88	259.67	0.650	0.000	1.00	2.874	1.87	68.9	0.0	250.9
91.00		0.00	1.33	21.892	36.99	258.39	0.650	0.000	1.00	2.855	1.86	68.7	0.0	249.3
92.00		0.00	1.34	21.960	37.11	257.10	0.650	0.000	1.00	2.837	1.84	68.4	0.0	247.7
92.46	Top - Section 2	0.00	1.34	21.992	37.16	256.51	0.650	0.000	0.46	1.289	0.84	31.1	0.0	112.5
93.00		0.00	1.34	22.028	37.22	260.63	0.650	0.000	0.54	1.530	0.99	37.0	0.0	61.4
94.00		0.00	1.34	22.096	37.34	259.33	0.650	0.000	1.00	2.801	1.82	68.0	0.0	112.4
95.00	Appertunance(s)	0.00	1.35	22.163	37.45	258.02	0.650	0.000	1.00	2.782	1.81	67.7	0.0	111.6
96.00		0.00	1.35	22.229	37.56	256.70	0.650	0.000	1.00	2.764	1.80	67.5	0.0	110.9
97.00		0.00	1.36	22.295	37.67	255.38	0.650	0.000	1.00	2.746	1.78	67.2	0.0	110.1
98.00		0.00	1.36	22.360	37.78	254.04	0.650	0.000	1.00	2.727	1.77	67.0	0.0	109.4
99.00		0.00	1.36	22.425	37.89	252.70	0.650	0.000	1.00	2.709	1.76	66.7	0.0	108.7
100.0		0.00	1.37	22.490	38.00	251.35	0.650	0.000	1.00	2.691	1.75	66.5	0.0	107.9
101.0		0.00	1.37	22.554	38.11	249.99	0.650	0.000	1.00	2.673	1.74	66.2	0.0	107.2
102.0		0.00	1.38	22.617	38.22	248.62	0.650	0.000	1.00	2.654	1.73	65.9	0.0	106.4
103.0		0.00	1.38	22.681	38.33	247.25	0.650	0.000	1.00	2.636	1.71	65.7	0.0	105.7

Pole : 302506
 Location : Winchester CT 3, CT
 Height : 180.0 (ft)
 Base Dia : 52.75 (in)
 Top Dia : 15.00 (in)
 Shape : 18 Sides
 Taper : 0.219444 (in/ft)

Code: TIA/EIA-222 Rev F

Base Elev : 0.000 (ft)

Copyright © 2007 - 2011 by American Tower Corporation. All rights reserved.



9/14/2012 4:06:40 PM

Page: 10

Load Case: No Ice		80.00 mph Wind with No Ice										38 Iterations			
Gust Response Factor : 1.69															
Dead Load Factor : 1.00															
Wind Load Factor : 1.00															
158.0		0.00	1.56	25.630	43.31	165.32	0.650	0.000	1.00	1.661	1.08	46.8	0.0	40.0	
159.0		0.00	1.56	25.676	43.39	163.64	0.650	0.000	1.00	1.643	1.07	46.3	0.0	39.5	
160.0		0.00	1.57	25.722	43.47	161.95	0.650	0.000	1.00	1.625	1.06	45.9	0.0	39.1	
161.0		0.00	1.57	25.768	43.54	160.26	0.650	0.000	1.00	1.607	1.04	45.5	0.0	38.7	
162.0		0.00	1.57	25.814	43.62	158.57	0.650	0.000	1.00	1.588	1.03	45.0	0.0	38.2	
163.0		0.00	1.57	25.859	43.70	156.87	0.650	0.000	1.00	1.570	1.02	44.6	0.0	37.8	
164.0		0.00	1.58	25.904	43.77	155.17	0.650	0.000	1.00	1.552	1.01	44.2	0.0	37.3	
165.0		0.00	1.58	25.949	43.85	153.46	0.650	0.000	1.00	1.533	1.00	43.7	0.0	36.9	
166.0	Appertunance(s)	0.00	1.58	25.994	43.93	151.75	0.650	0.000	1.00	1.515	0.98	43.3	0.0	36.4	
167.0		0.00	1.58	26.039	44.00	150.04	0.650	0.000	1.00	1.497	0.97	42.8	0.0	36.0	
168.0		0.00	1.59	26.083	44.08	148.32	0.650	0.000	1.00	1.479	0.96	42.4	0.0	35.6	
169.0		0.00	1.59	26.128	44.15	146.60	0.650	0.000	1.00	1.460	0.95	41.9	0.0	35.1	
170.0		0.00	1.59	26.172	44.23	144.87	0.650	0.000	1.00	1.442	0.94	41.5	0.0	34.7	
171.0		0.00	1.60	26.215	44.30	143.14	0.650	0.000	1.00	1.424	0.93	41.0	0.0	34.2	
172.0		0.00	1.60	26.259	44.37	141.41	0.650	0.000	1.00	1.405	0.91	40.5	0.0	33.8	
173.0		0.00	1.60	26.303	44.45	139.67	0.650	0.000	1.00	1.387	0.90	40.1	0.0	33.3	
174.0	Appertunance(s)	0.00	1.60	26.346	44.52	137.93	0.650	0.000	1.00	1.369	0.89	39.6	0.0	32.9	
175.0		0.00	1.61	26.389	44.59	136.19	0.650	0.000	1.00	1.351	0.88	39.2	0.0	32.4	
176.0		0.00	1.61	26.432	44.67	134.44	0.650	0.000	1.00	1.332	0.87	38.7	0.0	32.0	
177.0		0.00	1.61	26.475	44.74	132.69	0.650	0.000	1.00	1.314	0.85	38.2	0.0	31.6	
178.0		0.00	1.61	26.518	44.81	130.94	0.650	0.000	1.00	1.296	0.84	37.7	0.0	31.1	
179.0		0.00	1.62	26.560	44.88	129.18	0.650	0.000	1.00	1.277	0.83	37.3	0.0	30.7	
180.0	Appertunance(s)	0.00	1.62	26.602	44.95	127.42	0.650	0.000	1.00	1.259	0.82	36.8	0.0	30.2	
						Totals:		180.00				11,368.2		0.0 25,271.1	

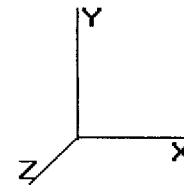
Pole : 302506
 Location : Winchester CT 3, CT
 Height : 180.0 (ft)
 Base Dia : 52.75 (in)
 Top Dia : 15.00 (in)
 Shape : 18 Sides
 Taper : 0.219444 (in/ft)

Code: TIA/EIA-222 Rev F

9/14/2012 4:06:40 PM

Page: 11

Base Elev : 0.000 (ft)



Copyright © 2007-2011 by American Tower Corporation. All rights reserved.

Load Case: No Ice 80.00 mph Wind with No Ice 38 Iterations

Gust Response Factor : 1.69
 Dead Load Factor : 1.00
 Wind Load Factor : 1.00

Discrete Appurtenance Segment Forces

Elev (ft)	Description	Qty	qz (psf)	qzGh (psf)	CaAa Factor	Total CaAa (sf)	Horiz Ecc (ft)	Vert Ecc (ft)	Wind FX (lb)	Mom Y (lb-ft)	Mom Z (lb-ft)	Dead Load (lb)
30.00	GPS	1	16.384	27.689	1.00	1.00	0.000	0.500	27.69	0.00	13.84	10.00
78.00	PCTEL GPS-TMG-HR-	1	20.949	35.403	1.00	0.09	0.000	0.000	3.19	0.00	0.00	0.60
95.00	Bird 429-83H-01-T	1	22.163	37.455	0.33	0.35	0.000	0.000	12.98	0.00	0.00	20.00
95.00	Decibel DB586-Y	2	22.163	37.455	1.00	1.48	0.000	0.000	55.43	0.00	0.00	20.00
95.00	Flat Side Arm	1	22.163	37.455	1.00	6.30	0.000	0.000	235.97	0.00	0.00	150.00
105.0	RFS APXV18-206517S-	3	22.806	38.541	0.80	12.38	0.000	0.000	477.30	0.00	0.00	79.20
114.5	Decibel DB844H90E-	12	23.377	39.507	0.73	32.67	0.000	0.000	1,290.89	0.00	0.00	168.00
114.5	Round Low Profile PI	1	23.377	39.507	1.00	21.70	0.000	0.000	857.30	0.00	0.00	1,500.00
125.0	Antel BXA-171063/12C	1	23.970	40.510	0.79	3.78	0.000	0.000	153.29	0.00	0.00	15.00
125.0	Antel BXA-171085-12C	2	23.970	40.510	0.79	7.54	0.000	0.000	305.31	0.00	0.00	30.00
125.0	Antel BXA-70063/6CF	3	23.970	40.510	0.74	17.16	0.000	0.000	695.18	0.00	0.00	51.00
125.0	Antel LPA-80063/6CF	2	23.970	40.510	0.81	16.75	0.000	0.000	678.58	0.00	0.00	54.00
125.0	Antel LPA-80080/6CF	4	23.970	40.510	0.74	26.94	0.000	0.000	1,091.18	0.00	0.00	84.00
125.0	RFS FD9R6004/2C-3L	6	23.970	40.510	0.33	0.73	0.000	0.000	29.68	0.00	0.00	18.60
125.0	Round Low Profile PI	1	23.970	40.510	1.00	21.70	0.000	0.000	879.06	0.00	0.00	1,500.00
132.0	Alcatel-Lucent 1900M	3	24.347	41.146	0.50	5.70	0.000	0.000	234.53	0.00	0.00	132.00
132.0	Alcatel-Lucent 800 M	3	24.347	41.146	0.50	4.37	0.000	0.000	179.60	0.00	0.00	185.40
134.0	Andrew DB980H90E-M	6	24.451	41.323	0.67	15.68	0.000	0.000	647.86	0.00	0.00	51.00
134.0	Flat Low Profile Pla	1	24.451	41.323	1.00	26.10	0.000	0.000	1,078.53	0.00	0.00	1,500.00
134.0	RFS APXVSP18-C-	3	24.451	41.323	0.68	16.85	0.000	0.000	696.31	0.00	0.00	171.00
140.0	Bird 432-83H-01-T	2	24.759	41.843	0.33	1.08	0.000	0.000	45.01	0.00	0.00	40.00
140.0	Decibel DB809K-XT	3	25.063	42.356	1.00	10.98	0.000	6.100	465.07	0.00	2,836.89	112.50
140.0	Flat Side Arm	3	24.759	41.843	0.67	12.66	0.000	0.000	529.86	0.00	0.00	450.00
140.0	Sinclair SC432D-HF6L	1	25.084	42.393	1.00	5.03	0.000	6.540	213.23	0.00	1,394.56	50.00
140.0	Telewave ANT150D	1	25.009	42.265	1.00	1.09	0.000	5.000	46.07	0.00	230.34	18.00
150.0	Flat Side Arm	1	25.252	42.676	1.00	6.30	0.000	0.000	268.86	0.00	0.00	150.00
150.0	Sinclair SD210C2-SF2	1	25.490	43.078	1.00	1.37	0.000	5.000	59.02	0.00	295.08	16.00
166.0	CCI DTMA-1819-DD-12	6	25.994	43.930	0.33	1.41	0.000	0.000	61.76	0.00	0.00	85.80
166.0	RFS APX16PV-16PVL-	9	25.994	43.930	0.65	38.88	0.000	0.000	1,708.22	0.00	0.00	356.40
166.0	Round T-Arm	3	25.994	43.930	0.67	19.50	0.000	0.000	856.50	0.00	0.00	750.00
174.0	Flat Low Profile Pla	1	26.346	44.525	1.00	26.10	0.000	0.000	1,162.10	0.00	0.00	1,500.00
180.0	10' Omni	1	26.976	45.589	1.00	3.00	0.000	9.000	136.77	0.00	1,230.91	10.00
180.0	Andrew ABT-DMDF-	1	26.770	45.241	1.00	0.05	0.000	4.000	2.26	0.00	9.05	1.10
180.0	Ericsson RRUS 11	6	26.770	45.241	0.67	12.02	0.000	4.000	543.79	0.00	2,175.17	300.00
180.0	Flat Low Profile Pla	1	26.602	44.958	1.00	26.10	0.000	0.000	1,173.41	0.00	0.00	1,500.00
180.0	KMW AM-X-CD-16-65-	3	26.770	45.241	0.66	16.35	0.000	4.000	739.91	0.00	2,959.66	145.50
180.0	Powerwave 7770.00	6	26.770	45.241	0.64	22.58	0.000	4.000	1,021.52	0.00	4,086.06	210.00
180.0	Powerwave LGP21401	6	26.770	45.241	0.33	2.55	0.000	4.000	115.56	0.00	462.22	84.60
									18,778.75			11,519.70

Pole : 302506
 Location : Winchester CT 3, CT
 Height : 180.0 (ft)
 Base Dia : 52.75 (in)
 Top Dia : 15.00 (in)
 Shape : 18 Sides
 Taper : 0.219444 (in/ft)

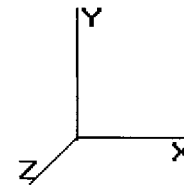
Code: TIA/EIA-222 Rev F

9/14/2012 4:06:40 PM

Page: 12

Base Elev : 0.000 (ft)

Copyright © 2007 - 2011 by American Tower Corporation. All rights reserved.



Load Case: No Ice	80.00 mph Wind with No Ice	38 Iterations
Gust Response Factor : 1.69		
Dead Load Factor : 1.00		
Wind Load Factor : 1.00		

Linear Appurtenance Segment Forces

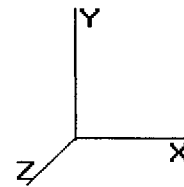
Seg Top Elev (ft)	Description	Exposed To Wind	Length (ft)	Weight (lb/ft)	CaAa (sf/ft)	qz (psf)	FX (lb)	Dead Load (lb)
1.00	(18) 1 5/8" Coax	Yes	1.00	14.76	0.40	16.384	11.08	14.76
1.00	(12) 1 5/8" Coax	Yes	1.00	9.84	0.40	16.384	11.08	9.84
1.00	(12) 1 1/4" Coax	Yes	1.00	7.56	0.00	16.384	0.00	7.56
1.00	(6) 1 5/8" Coax	Yes	1.00	4.92	0.00	16.384	0.00	4.92
1.00	(1) 7/8" Coax	Yes	1.00	0.33	0.00	16.384	0.00	0.33
2.00	(18) 1 5/8" Coax	Yes	1.00	14.76	0.40	16.384	11.08	14.76
2.00	(12) 1 5/8" Coax	Yes	1.00	9.84	0.40	16.384	11.08	9.84
2.00	(12) 1 1/4" Coax	Yes	1.00	7.56	0.00	16.384	0.00	7.56
2.00	(6) 1 5/8" Coax	Yes	1.00	4.92	0.00	16.384	0.00	4.92
2.00	(1) 7/8" Coax	Yes	1.00	0.33	0.00	16.384	0.00	0.33
3.00	(18) 1 5/8" Coax	Yes	1.00	14.76	0.40	16.384	11.08	14.76
3.00	(12) 1 5/8" Coax	Yes	1.00	9.84	0.40	16.384	11.08	9.84
3.00	(12) 1 1/4" Coax	Yes	1.00	7.56	0.00	16.384	0.00	7.56
3.00	(6) 1 5/8" Coax	Yes	1.00	4.92	0.00	16.384	0.00	4.92
3.00	(1) 7/8" Coax	Yes	1.00	0.33	0.00	16.384	0.00	0.33
4.00	(18) 1 5/8" Coax	Yes	1.00	14.76	0.40	16.384	11.08	14.76
4.00	(12) 1 5/8" Coax	Yes	1.00	9.84	0.40	16.384	11.08	9.84
4.00	(12) 1 1/4" Coax	Yes	1.00	7.56	0.00	16.384	0.00	7.56
4.00	(6) 1 5/8" Coax	Yes	1.00	4.92	0.00	16.384	0.00	4.92
4.00	(1) 7/8" Coax	Yes	1.00	0.33	0.00	16.384	0.00	0.33
5.00	(18) 1 5/8" Coax	Yes	1.00	14.76	0.40	16.384	11.08	14.76
5.00	(12) 1 5/8" Coax	Yes	1.00	9.84	0.40	16.384	11.08	9.84
5.00	(12) 1 1/4" Coax	Yes	1.00	7.56	0.00	16.384	0.00	7.56
5.00	(6) 1 5/8" Coax	Yes	1.00	4.92	0.00	16.384	0.00	4.92
5.00	(1) 7/8" Coax	Yes	1.00	0.33	0.00	16.384	0.00	0.33
6.00	(18) 1 5/8" Coax	Yes	1.00	14.76	0.40	16.384	11.08	14.76
6.00	(12) 1 5/8" Coax	Yes	1.00	9.84	0.40	16.384	11.08	9.84
6.00	(12) 1 1/4" Coax	Yes	1.00	7.56	0.00	16.384	0.00	7.56
6.00	(6) 1 5/8" Coax	Yes	1.00	4.92	0.00	16.384	0.00	4.92
6.00	(1) 7/8" Coax	Yes	1.00	0.33	0.00	16.384	0.00	0.33
7.00	(18) 1 5/8" Coax	Yes	1.00	14.76	0.40	16.384	11.08	14.76
7.00	(12) 1 5/8" Coax	Yes	1.00	9.84	0.40	16.384	11.08	9.84
7.00	(12) 1 1/4" Coax	Yes	1.00	7.56	0.00	16.384	0.00	7.56
7.00	(6) 1 5/8" Coax	Yes	1.00	4.92	0.00	16.384	0.00	4.92
7.00	(1) 7/8" Coax	Yes	1.00	0.33	0.00	16.384	0.00	0.33
8.00	(18) 1 5/8" Coax	Yes	1.00	14.76	0.40	16.384	11.08	14.76
8.00	(12) 1 5/8" Coax	Yes	1.00	9.84	0.40	16.384	11.08	9.84
8.00	(12) 1 1/4" Coax	Yes	1.00	7.56	0.00	16.384	0.00	7.56
8.00	(6) 1 5/8" Coax	Yes	1.00	4.92	0.00	16.384	0.00	4.92
8.00	(1) 7/8" Coax	Yes	1.00	0.33	0.00	16.384	0.00	0.33
9.00	(18) 1 5/8" Coax	Yes	1.00	14.76	0.40	16.384	11.08	14.76
9.00	(12) 1 5/8" Coax	Yes	1.00	9.84	0.40	16.384	11.08	9.84
9.00	(12) 1 1/4" Coax	Yes	1.00	7.56	0.00	16.384	0.00	7.56
9.00	(6) 1 5/8" Coax	Yes	1.00	4.92	0.00	16.384	0.00	4.92
9.00	(1) 7/8" Coax	Yes	1.00	0.33	0.00	16.384	0.00	0.33
10.00	(18) 1 5/8" Coax	Yes	1.00	14.76	0.40	16.384	11.08	14.76
10.00	(12) 1 5/8" Coax	Yes	1.00	9.84	0.40	16.384	11.08	9.84
10.00	(12) 1 1/4" Coax	Yes	1.00	7.56	0.00	16.384	0.00	7.56
10.00	(6) 1 5/8" Coax	Yes	1.00	4.92	0.00	16.384	0.00	4.92
10.00	(1) 7/8" Coax	Yes	1.00	0.33	0.00	16.384	0.00	0.33
11.00	(18) 1 5/8" Coax	Yes	1.00	14.76	0.40	16.384	11.08	14.76

Pole : 302506
 Location : Winchester CT 3, CT
 Height : 180.0 (ft)
 Base Dia : 52.75 (in)
 Top Dia : 15.00 (in)
 Shape : 18 Sides
 Taper : 0.219444 (in/ft)

Code: TIA/EIA-222 Rev F

9/14/2012 4:06:40 PM
 Page: 13

Base Elev : 0.000 (ft)



Copyright © 2007 - 2011 by American Tower Corporation. All rights reserved.

Load Case: No Ice	80.00 mph Wind with No Ice	38 Iterations
Gust Response Factor : 1.69		
Dead Load Factor : 1.00		
Wind Load Factor : 1.00		

11.00	(12) 1 5/8" Coax	Yes	1.00	9.84	0.40	16.384	11.08	9.84
11.00	(12) 1 1/4" Coax	Yes	1.00	7.56	0.00	16.384	0.00	7.56
11.00	(6) 1 5/8" Coax	Yes	1.00	4.92	0.00	16.384	0.00	4.92
11.00	(1) 7/8" Coax	Yes	1.00	0.33	0.00	16.384	0.00	0.33
12.00	(18) 1 5/8" Coax	Yes	1.00	14.76	0.40	16.384	11.08	14.76
12.00	(12) 1 5/8" Coax	Yes	1.00	9.84	0.40	16.384	11.08	9.84
12.00	(12) 1 1/4" Coax	Yes	1.00	7.56	0.00	16.384	0.00	7.56
12.00	(6) 1 5/8" Coax	Yes	1.00	4.92	0.00	16.384	0.00	4.92
12.00	(1) 7/8" Coax	Yes	1.00	0.33	0.00	16.384	0.00	0.33
13.00	(18) 1 5/8" Coax	Yes	1.00	14.76	0.40	16.384	11.08	14.76
13.00	(12) 1 5/8" Coax	Yes	1.00	9.84	0.40	16.384	11.08	9.84
13.00	(12) 1 1/4" Coax	Yes	1.00	7.56	0.00	16.384	0.00	7.56
13.00	(6) 1 5/8" Coax	Yes	1.00	4.92	0.00	16.384	0.00	4.92
13.00	(1) 7/8" Coax	Yes	1.00	0.33	0.00	16.384	0.00	0.33
14.00	(18) 1 5/8" Coax	Yes	1.00	14.76	0.40	16.384	11.08	14.76
14.00	(12) 1 5/8" Coax	Yes	1.00	9.84	0.40	16.384	11.08	9.84
14.00	(12) 1 1/4" Coax	Yes	1.00	7.56	0.00	16.384	0.00	7.56
14.00	(6) 1 5/8" Coax	Yes	1.00	4.92	0.00	16.384	0.00	4.92
14.00	(1) 7/8" Coax	Yes	1.00	0.33	0.00	16.384	0.00	0.33
15.00	(18) 1 5/8" Coax	Yes	1.00	14.76	0.40	16.384	11.08	14.76
15.00	(12) 1 5/8" Coax	Yes	1.00	9.84	0.40	16.384	11.08	9.84
15.00	(12) 1 1/4" Coax	Yes	1.00	7.56	0.00	16.384	0.00	7.56
15.00	(6) 1 5/8" Coax	Yes	1.00	4.92	0.00	16.384	0.00	4.92
15.00	(1) 7/8" Coax	Yes	1.00	0.33	0.00	16.384	0.00	0.33
16.00	(18) 1 5/8" Coax	Yes	1.00	14.76	0.40	16.384	11.08	14.76
16.00	(12) 1 5/8" Coax	Yes	1.00	9.84	0.40	16.384	11.08	9.84
16.00	(12) 1 1/4" Coax	Yes	1.00	7.56	0.00	16.384	0.00	7.56
16.00	(6) 1 5/8" Coax	Yes	1.00	4.92	0.00	16.384	0.00	4.92
16.00	(1) 7/8" Coax	Yes	1.00	0.33	0.00	16.384	0.00	0.33
17.00	(18) 1 5/8" Coax	Yes	1.00	14.76	0.40	16.384	11.08	14.76
17.00	(12) 1 5/8" Coax	Yes	1.00	9.84	0.40	16.384	11.08	9.84
17.00	(12) 1 1/4" Coax	Yes	1.00	7.56	0.00	16.384	0.00	7.56
17.00	(6) 1 5/8" Coax	Yes	1.00	4.92	0.00	16.384	0.00	4.92
17.00	(1) 7/8" Coax	Yes	1.00	0.33	0.00	16.384	0.00	0.33
18.00	(18) 1 5/8" Coax	Yes	1.00	14.76	0.40	16.384	11.08	14.76
18.00	(12) 1 5/8" Coax	Yes	1.00	9.84	0.40	16.384	11.08	9.84
18.00	(12) 1 1/4" Coax	Yes	1.00	7.56	0.00	16.384	0.00	7.56
18.00	(6) 1 5/8" Coax	Yes	1.00	4.92	0.00	16.384	0.00	4.92
18.00	(1) 7/8" Coax	Yes	1.00	0.33	0.00	16.384	0.00	0.33
19.00	(18) 1 5/8" Coax	Yes	1.00	14.76	0.40	16.384	11.08	14.76
19.00	(12) 1 5/8" Coax	Yes	1.00	9.84	0.40	16.384	11.08	9.84
19.00	(12) 1 1/4" Coax	Yes	1.00	7.56	0.00	16.384	0.00	7.56
19.00	(6) 1 5/8" Coax	Yes	1.00	4.92	0.00	16.384	0.00	4.92
19.00	(1) 7/8" Coax	Yes	1.00	0.33	0.00	16.384	0.00	0.33
20.00	(18) 1 5/8" Coax	Yes	1.00	14.76	0.40	16.384	11.08	14.76
20.00	(12) 1 5/8" Coax	Yes	1.00	9.84	0.40	16.384	11.08	9.84
20.00	(12) 1 1/4" Coax	Yes	1.00	7.56	0.00	16.384	0.00	7.56
20.00	(6) 1 5/8" Coax	Yes	1.00	4.92	0.00	16.384	0.00	4.92
20.00	(1) 7/8" Coax	Yes	1.00	0.33	0.00	16.384	0.00	0.33
21.00	(18) 1 5/8" Coax	Yes	1.00	14.76	0.40	16.384	11.08	14.76
21.00	(12) 1 5/8" Coax	Yes	1.00	9.84	0.40	16.384	11.08	9.84
21.00	(12) 1 1/4" Coax	Yes	1.00	7.56	0.00	16.384	0.00	7.56
21.00	(6) 1 5/8" Coax	Yes	1.00	4.92	0.00	16.384	0.00	4.92
21.00	(1) 7/8" Coax	Yes	1.00	0.33	0.00	16.384	0.00	0.33
22.00	(18) 1 5/8" Coax	Yes	1.00	14.76	0.40	16.384	11.08	14.76
22.00	(12) 1 5/8" Coax	Yes	1.00	9.84	0.40	16.384	11.08	9.84
22.00	(12) 1 1/4" Coax	Yes	1.00	7.56	0.00	16.384	0.00	7.56

Pole : 302506
 Location : Winchester CT 3, CT
 Height : 180.0 (ft)
 Base Dia : 52.75 (in)
 Top Dia : 15.00 (in)
 Shape : 18 Sides
 Taper : 0.219444 (in/ft)

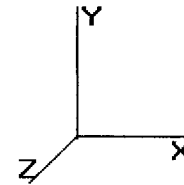
Code: TIA/EIA-222 Rev F

9/14/2012 4:06:40 PM

Page: 14

Base Elev : 0.000 (ft)

Copyright © 2007-2011 by American Tower Corporation. All rights reserved.



Load Case: No Ice	80.00 mph Wind with No Ice	38 Iterations
Gust Response Factor : 1.69		
Dead Load Factor : 1.00		
Wind Load Factor : 1.00		

22.00	(6) 1 5/8" Coax	Yes	1.00	4.92	0.00	16.384	0.00	4.92
22.00	(1) 7/8" Coax	Yes	1.00	0.33	0.00	16.384	0.00	0.33
23.00	(18) 1 5/8" Coax	Yes	1.00	14.76	0.40	16.384	11.08	14.76
23.00	(12) 1 5/8" Coax	Yes	1.00	9.84	0.40	16.384	11.08	9.84
23.00	(12) 1 1/4" Coax	Yes	1.00	7.56	0.00	16.384	0.00	7.56
23.00	(6) 1 5/8" Coax	Yes	1.00	4.92	0.00	16.384	0.00	4.92
23.00	(1) 7/8" Coax	Yes	1.00	0.33	0.00	16.384	0.00	0.33
24.00	(18) 1 5/8" Coax	Yes	1.00	14.76	0.40	16.384	11.08	14.76
24.00	(12) 1 5/8" Coax	Yes	1.00	9.84	0.40	16.384	11.08	9.84
24.00	(12) 1 1/4" Coax	Yes	1.00	7.56	0.00	16.384	0.00	7.56
24.00	(6) 1 5/8" Coax	Yes	1.00	4.92	0.00	16.384	0.00	4.92
24.00	(1) 7/8" Coax	Yes	1.00	0.33	0.00	16.384	0.00	0.33
25.00	(18) 1 5/8" Coax	Yes	1.00	14.76	0.40	16.384	11.08	14.76
25.00	(12) 1 5/8" Coax	Yes	1.00	9.84	0.40	16.384	11.08	9.84
25.00	(12) 1 1/4" Coax	Yes	1.00	7.56	0.00	16.384	0.00	7.56
25.00	(6) 1 5/8" Coax	Yes	1.00	4.92	0.00	16.384	0.00	4.92
25.00	(1) 7/8" Coax	Yes	1.00	0.33	0.00	16.384	0.00	0.33
26.00	(18) 1 5/8" Coax	Yes	1.00	14.76	0.40	16.384	11.08	14.76
26.00	(12) 1 5/8" Coax	Yes	1.00	9.84	0.40	16.384	11.08	9.84
26.00	(12) 1 1/4" Coax	Yes	1.00	7.56	0.00	16.384	0.00	7.56
26.00	(6) 1 5/8" Coax	Yes	1.00	4.92	0.00	16.384	0.00	4.92
26.00	(1) 7/8" Coax	Yes	1.00	0.33	0.00	16.384	0.00	0.33
27.00	(18) 1 5/8" Coax	Yes	1.00	14.76	0.40	16.384	11.08	14.76
27.00	(12) 1 5/8" Coax	Yes	1.00	9.84	0.40	16.384	11.08	9.84
27.00	(12) 1 1/4" Coax	Yes	1.00	7.56	0.00	16.384	0.00	7.56
27.00	(6) 1 5/8" Coax	Yes	1.00	4.92	0.00	16.384	0.00	4.92
27.00	(1) 7/8" Coax	Yes	1.00	0.33	0.00	16.384	0.00	0.33
28.00	(18) 1 5/8" Coax	Yes	1.00	14.76	0.40	16.384	11.08	14.76
28.00	(12) 1 5/8" Coax	Yes	1.00	9.84	0.40	16.384	11.08	9.84
28.00	(12) 1 1/4" Coax	Yes	1.00	7.56	0.00	16.384	0.00	7.56
28.00	(6) 1 5/8" Coax	Yes	1.00	4.92	0.00	16.384	0.00	4.92
28.00	(1) 7/8" Coax	Yes	1.00	0.33	0.00	16.384	0.00	0.33
29.00	(18) 1 5/8" Coax	Yes	1.00	14.76	0.40	16.384	11.08	14.76
29.00	(12) 1 5/8" Coax	Yes	1.00	9.84	0.40	16.384	11.08	9.84
29.00	(12) 1 1/4" Coax	Yes	1.00	7.56	0.00	16.384	0.00	7.56
29.00	(6) 1 5/8" Coax	Yes	1.00	4.92	0.00	16.384	0.00	4.92
29.00	(1) 7/8" Coax	Yes	1.00	0.33	0.00	16.384	0.00	0.33
30.00	(18) 1 5/8" Coax	Yes	1.00	14.76	0.40	16.384	11.08	14.76
30.00	(12) 1 5/8" Coax	Yes	1.00	9.84	0.40	16.384	11.08	9.84
30.00	(12) 1 1/4" Coax	Yes	1.00	7.56	0.00	16.384	0.00	7.56
30.00	(6) 1 5/8" Coax	Yes	1.00	4.92	0.00	16.384	0.00	4.92
30.00	(1) 7/8" Coax	Yes	1.00	0.33	0.00	16.384	0.00	0.33
31.00	(18) 1 5/8" Coax	Yes	1.00	14.76	0.40	16.384	11.08	14.76
31.00	(12) 1 5/8" Coax	Yes	1.00	9.84	0.40	16.384	11.08	9.84
31.00	(12) 1 1/4" Coax	Yes	1.00	7.56	0.00	16.384	0.00	7.56
31.00	(6) 1 5/8" Coax	Yes	1.00	4.92	0.00	16.384	0.00	4.92
32.00	(18) 1 5/8" Coax	Yes	1.00	14.76	0.40	16.384	11.08	14.76
32.00	(12) 1 5/8" Coax	Yes	1.00	9.84	0.40	16.384	11.08	9.84
32.00	(12) 1 1/4" Coax	Yes	1.00	7.56	0.00	16.384	0.00	7.56
32.00	(6) 1 5/8" Coax	Yes	1.00	4.92	0.00	16.384	0.00	4.92
33.00	(18) 1 5/8" Coax	Yes	1.00	14.76	0.40	16.384	11.08	14.76
33.00	(12) 1 5/8" Coax	Yes	1.00	9.84	0.40	16.384	11.08	9.84
33.00	(12) 1 1/4" Coax	Yes	1.00	7.56	0.00	16.384	0.00	7.56
33.00	(6) 1 5/8" Coax	Yes	1.00	4.92	0.00	16.384	0.00	4.92
34.00	(18) 1 5/8" Coax	Yes	1.00	14.76	0.40	16.524	11.17	14.76
34.00	(12) 1 5/8" Coax	Yes	1.00	9.84	0.40	16.524	11.17	9.84
34.00	(12) 1 1/4" Coax	Yes	1.00	7.56	0.00	16.524	0.00	7.56

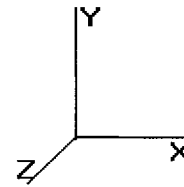
Pole : 302506
 Location : Winchester CT 3, CT
 Height : 180.0 (ft)
 Base Dia : 52.75 (in)
 Top Dia : 15.00 (in)
 Shape : 18 Sides
 Taper : 0.219444 (in/ft)

Code: TIA/EIA-222 Rev F

9/14/2012 4:06:41 PM

Page: 15

Base Elev : 0.000 (ft)



Copyright © 2007 - 2011 by American Tower Corporation. All rights reserved.

Load Case: No Ice	80.00 mph Wind with No Ice	38 Iterations
Gust Response Factor : 1.69		
Dead Load Factor : 1.00		
Wind Load Factor : 1.00		

34.00	(6) 1 5/8" Coax	Yes	1.00	4.92	0.00	16.524	0.00	4.92
35.00	(18) 1 5/8" Coax	Yes	1.00	14.76	0.40	16.662	11.26	14.76
35.00	(12) 1 5/8" Coax	Yes	1.00	9.84	0.40	16.662	11.26	9.84
35.00	(12) 1 1/4" Coax	Yes	1.00	7.56	0.00	16.662	0.00	7.56
35.00	(6) 1 5/8" Coax	Yes	1.00	4.92	0.00	16.662	0.00	4.92
36.00	(18) 1 5/8" Coax	Yes	1.00	14.76	0.40	16.796	11.35	14.76
36.00	(12) 1 5/8" Coax	Yes	1.00	9.84	0.40	16.796	11.35	9.84
36.00	(12) 1 1/4" Coax	Yes	1.00	7.56	0.00	16.796	0.00	7.56
36.00	(6) 1 5/8" Coax	Yes	1.00	4.92	0.00	16.796	0.00	4.92
37.00	(18) 1 5/8" Coax	Yes	1.00	14.76	0.40	16.928	11.44	14.76
37.00	(12) 1 5/8" Coax	Yes	1.00	9.84	0.40	16.928	11.44	9.84
37.00	(12) 1 1/4" Coax	Yes	1.00	7.56	0.00	16.928	0.00	7.56
37.00	(6) 1 5/8" Coax	Yes	1.00	4.92	0.00	16.928	0.00	4.92
38.00	(18) 1 5/8" Coax	Yes	1.00	14.76	0.40	17.058	11.53	14.76
38.00	(12) 1 5/8" Coax	Yes	1.00	9.84	0.40	17.058	11.53	9.84
38.00	(12) 1 1/4" Coax	Yes	1.00	7.56	0.00	17.058	0.00	7.56
38.00	(6) 1 5/8" Coax	Yes	1.00	4.92	0.00	17.058	0.00	4.92
39.00	(18) 1 5/8" Coax	Yes	1.00	14.76	0.40	17.185	11.62	14.76
39.00	(12) 1 5/8" Coax	Yes	1.00	9.84	0.40	17.185	11.62	9.84
39.00	(12) 1 1/4" Coax	Yes	1.00	7.56	0.00	17.185	0.00	7.56
39.00	(6) 1 5/8" Coax	Yes	1.00	4.92	0.00	17.185	0.00	4.92
40.00	(18) 1 5/8" Coax	Yes	1.00	14.76	0.40	17.310	11.70	14.76
40.00	(12) 1 5/8" Coax	Yes	1.00	9.84	0.40	17.310	11.70	9.84
40.00	(12) 1 1/4" Coax	Yes	1.00	7.56	0.00	17.310	0.00	7.56
40.00	(6) 1 5/8" Coax	Yes	1.00	4.92	0.00	17.310	0.00	4.92
41.00	(18) 1 5/8" Coax	Yes	1.00	14.76	0.40	17.432	11.78	14.76
41.00	(12) 1 5/8" Coax	Yes	1.00	9.84	0.40	17.432	11.78	9.84
41.00	(12) 1 1/4" Coax	Yes	1.00	7.56	0.00	17.432	0.00	7.56
41.00	(6) 1 5/8" Coax	Yes	1.00	4.92	0.00	17.432	0.00	4.92
42.00	(18) 1 5/8" Coax	Yes	1.00	14.76	0.40	17.553	11.87	14.76
42.00	(12) 1 5/8" Coax	Yes	1.00	9.84	0.40	17.553	11.87	9.84
42.00	(12) 1 1/4" Coax	Yes	1.00	7.56	0.00	17.553	0.00	7.56
42.00	(6) 1 5/8" Coax	Yes	1.00	4.92	0.00	17.553	0.00	4.92
42.96	(18) 1 5/8" Coax	Yes	0.96	14.76	0.40	17.666	11.42	14.12
42.96	(12) 1 5/8" Coax	Yes	0.96	9.84	0.40	17.666	11.42	9.41
42.96	(12) 1 1/4" Coax	Yes	0.96	7.56	0.00	17.666	0.00	7.23
42.96	(6) 1 5/8" Coax	Yes	0.96	4.92	0.00	17.666	0.00	4.71
43.00	(18) 1 5/8" Coax	Yes	0.04	14.76	0.40	17.671	0.52	0.64
43.00	(12) 1 5/8" Coax	Yes	0.04	9.84	0.40	17.671	0.52	0.43
43.00	(12) 1 1/4" Coax	Yes	0.04	7.56	0.00	17.671	0.00	0.33
43.00	(6) 1 5/8" Coax	Yes	0.04	4.92	0.00	17.671	0.00	0.21
44.00	(18) 1 5/8" Coax	Yes	1.00	14.76	0.40	17.788	12.02	14.76
44.00	(12) 1 5/8" Coax	Yes	1.00	9.84	0.40	17.788	12.02	9.84
44.00	(12) 1 1/4" Coax	Yes	1.00	7.56	0.00	17.788	0.00	7.56
44.00	(6) 1 5/8" Coax	Yes	1.00	4.92	0.00	17.788	0.00	4.92
45.00	(18) 1 5/8" Coax	Yes	1.00	14.76	0.40	17.902	12.10	14.76
45.00	(12) 1 5/8" Coax	Yes	1.00	9.84	0.40	17.902	12.10	9.84
45.00	(12) 1 1/4" Coax	Yes	1.00	7.56	0.00	17.902	0.00	7.56
45.00	(6) 1 5/8" Coax	Yes	1.00	4.92	0.00	17.902	0.00	4.92
46.00	(18) 1 5/8" Coax	Yes	1.00	14.76	0.40	18.015	12.18	14.76
46.00	(12) 1 5/8" Coax	Yes	1.00	9.84	0.40	18.015	12.18	9.84
46.00	(12) 1 1/4" Coax	Yes	1.00	7.56	0.00	18.015	0.00	7.56
46.00	(6) 1 5/8" Coax	Yes	1.00	4.92	0.00	18.015	0.00	4.92
47.00	(18) 1 5/8" Coax	Yes	1.00	14.76	0.40	18.126	12.25	14.76
47.00	(12) 1 5/8" Coax	Yes	1.00	9.84	0.40	18.126	12.25	9.84
47.00	(12) 1 1/4" Coax	Yes	1.00	7.56	0.00	18.126	0.00	7.56
47.00	(6) 1 5/8" Coax	Yes	1.00	4.92	0.00	18.126	0.00	4.92

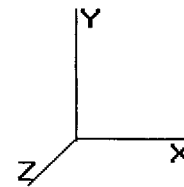
Pole : 302506
 Location : Winchester CT 3, CT
 Height : 180.0 (ft)
 Base Dia : 52.75 (in)
 Top Dia : 15.00 (in)
 Shape : 18 Sides
 Taper : 0.219444 (in/ft)

Code: TIA/EIA-222 Rev F

9/14/2012 4:06:41 PM

Page: 16

Base Elev : 0.000 (ft)



Copyright © 2007 - 2011 by American Tower Corporation. All rights reserved.

Load Case: No Ice	80.00 mph Wind with No Ice	38 Iterations
Gust Response Factor : 1.69		
Dead Load Factor : 1.00		
Wind Load Factor : 1.00		

48.00	(18) 1 5/8" Coax	Yes	1.00	14.76	0.40	18.235	12.33	14.76
48.00	(12) 1 5/8" Coax	Yes	1.00	9.84	0.40	18.235	12.33	9.84
48.00	(12) 1 1/4" Coax	Yes	1.00	7.56	0.00	18.235	0.00	7.56
48.00	(6) 1 5/8" Coax	Yes	1.00	4.92	0.00	18.235	0.00	4.92
49.00	(18) 1 5/8" Coax	Yes	1.00	14.76	0.40	18.343	12.40	14.76
49.00	(12) 1 5/8" Coax	Yes	1.00	9.84	0.40	18.343	12.40	9.84
49.00	(12) 1 1/4" Coax	Yes	1.00	7.56	0.00	18.343	0.00	7.56
49.00	(6) 1 5/8" Coax	Yes	1.00	4.92	0.00	18.343	0.00	4.92
49.04	(18) 1 5/8" Coax	Yes	0.04	14.76	0.40	18.347	0.49	0.59
49.04	(12) 1 5/8" Coax	Yes	0.04	9.84	0.40	18.347	0.49	0.39
49.04	(12) 1 1/4" Coax	Yes	0.04	7.56	0.00	18.347	0.00	0.30
49.04	(6) 1 5/8" Coax	Yes	0.04	4.92	0.00	18.347	0.00	0.20
50.00	(18) 1 5/8" Coax	Yes	0.96	14.76	0.40	18.449	11.97	14.17
50.00	(12) 1 5/8" Coax	Yes	0.96	9.84	0.40	18.449	11.97	9.45
50.00	(12) 1 1/4" Coax	Yes	0.96	7.56	0.00	18.449	0.00	7.26
50.00	(6) 1 5/8" Coax	Yes	0.96	4.92	0.00	18.449	0.00	4.72
51.00	(18) 1 5/8" Coax	Yes	1.00	14.76	0.40	18.554	12.54	14.76
51.00	(12) 1 5/8" Coax	Yes	1.00	9.84	0.40	18.554	12.54	9.84
51.00	(12) 1 1/4" Coax	Yes	1.00	7.56	0.00	18.554	0.00	7.56
51.00	(6) 1 5/8" Coax	Yes	1.00	4.92	0.00	18.554	0.00	4.92
52.00	(18) 1 5/8" Coax	Yes	1.00	14.76	0.40	18.657	12.61	14.76
52.00	(12) 1 5/8" Coax	Yes	1.00	9.84	0.40	18.657	12.61	9.84
52.00	(12) 1 1/4" Coax	Yes	1.00	7.56	0.00	18.657	0.00	7.56
52.00	(6) 1 5/8" Coax	Yes	1.00	4.92	0.00	18.657	0.00	4.92
53.00	(18) 1 5/8" Coax	Yes	1.00	14.76	0.40	18.759	12.68	14.76
53.00	(12) 1 5/8" Coax	Yes	1.00	9.84	0.40	18.759	12.68	9.84
53.00	(12) 1 1/4" Coax	Yes	1.00	7.56	0.00	18.759	0.00	7.56
53.00	(6) 1 5/8" Coax	Yes	1.00	4.92	0.00	18.759	0.00	4.92
54.00	(18) 1 5/8" Coax	Yes	1.00	14.76	0.40	18.859	12.75	14.76
54.00	(12) 1 5/8" Coax	Yes	1.00	9.84	0.40	18.859	12.75	9.84
54.00	(12) 1 1/4" Coax	Yes	1.00	7.56	0.00	18.859	0.00	7.56
54.00	(6) 1 5/8" Coax	Yes	1.00	4.92	0.00	18.859	0.00	4.92
55.00	(18) 1 5/8" Coax	Yes	1.00	14.76	0.40	18.959	12.82	14.76
55.00	(12) 1 5/8" Coax	Yes	1.00	9.84	0.40	18.959	12.82	9.84
55.00	(12) 1 1/4" Coax	Yes	1.00	7.56	0.00	18.959	0.00	7.56
55.00	(6) 1 5/8" Coax	Yes	1.00	4.92	0.00	18.959	0.00	4.92
56.00	(18) 1 5/8" Coax	Yes	1.00	14.76	0.40	19.056	12.88	14.76
56.00	(12) 1 5/8" Coax	Yes	1.00	9.84	0.40	19.056	12.88	9.84
56.00	(12) 1 1/4" Coax	Yes	1.00	7.56	0.00	19.056	0.00	7.56
56.00	(6) 1 5/8" Coax	Yes	1.00	4.92	0.00	19.056	0.00	4.92
57.00	(18) 1 5/8" Coax	Yes	1.00	14.76	0.40	19.153	12.95	14.76
57.00	(12) 1 5/8" Coax	Yes	1.00	9.84	0.40	19.153	12.95	9.84
57.00	(12) 1 1/4" Coax	Yes	1.00	7.56	0.00	19.153	0.00	7.56
57.00	(6) 1 5/8" Coax	Yes	1.00	4.92	0.00	19.153	0.00	4.92
58.00	(18) 1 5/8" Coax	Yes	1.00	14.76	0.40	19.248	13.01	14.76
58.00	(12) 1 5/8" Coax	Yes	1.00	9.84	0.40	19.248	13.01	9.84
58.00	(12) 1 1/4" Coax	Yes	1.00	7.56	0.00	19.248	0.00	7.56
58.00	(6) 1 5/8" Coax	Yes	1.00	4.92	0.00	19.248	0.00	4.92
59.00	(18) 1 5/8" Coax	Yes	1.00	14.76	0.40	19.343	13.08	14.76
59.00	(12) 1 5/8" Coax	Yes	1.00	9.84	0.40	19.343	13.08	9.84
59.00	(12) 1 1/4" Coax	Yes	1.00	7.56	0.00	19.343	0.00	7.56
59.00	(6) 1 5/8" Coax	Yes	1.00	4.92	0.00	19.343	0.00	4.92
60.00	(18) 1 5/8" Coax	Yes	1.00	14.76	0.40	19.436	13.14	14.76
60.00	(12) 1 5/8" Coax	Yes	1.00	9.84	0.40	19.436	13.14	9.84
60.00	(12) 1 1/4" Coax	Yes	1.00	7.56	0.00	19.436	0.00	7.56
60.00	(6) 1 5/8" Coax	Yes	1.00	4.92	0.00	19.436	0.00	4.92
61.00	(18) 1 5/8" Coax	Yes	1.00	14.76	0.40	19.528	13.20	14.76

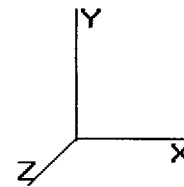
Pole : 302506
 Location : Winchester CT 3, CT
 Height : 180.0 (ft)
 Base Dia : 52.75 (in)
 Top Dia : 15.00 (in)
 Shape : 18 Sides
 Taper : 0.219444 (in/ft)

Code: TIA/EIA-222 Rev F

9/14/2012 4:06:41 PM

Page: 17

Base Elev : 0.000 (ft)



Copyright © 2007 - 2011 by American Tower Corporation. All rights reserved.

Load Case: No Ice	80.00 mph Wind with No Ice	38 Iterations
Gust Response Factor : 1.69		
Dead Load Factor : 1.00		
Wind Load Factor : 1.00		

61.00	(12) 1 5/8" Coax	Yes	1.00	9.84	0.40	19.528	13.20	9.84
61.00	(12) 1 1/4" Coax	Yes	1.00	7.56	0.00	19.528	0.00	7.56
61.00	(6) 1 5/8" Coax	Yes	1.00	4.92	0.00	19.528	0.00	4.92
62.00	(18) 1 5/8" Coax	Yes	1.00	14.76	0.40	19.619	13.26	14.76
62.00	(12) 1 5/8" Coax	Yes	1.00	9.84	0.40	19.619	13.26	9.84
62.00	(12) 1 1/4" Coax	Yes	1.00	7.56	0.00	19.619	0.00	7.56
62.00	(6) 1 5/8" Coax	Yes	1.00	4.92	0.00	19.619	0.00	4.92
63.00	(18) 1 5/8" Coax	Yes	1.00	14.76	0.40	19.709	13.32	14.76
63.00	(12) 1 5/8" Coax	Yes	1.00	9.84	0.40	19.709	13.32	9.84
63.00	(12) 1 1/4" Coax	Yes	1.00	7.56	0.00	19.709	0.00	7.56
63.00	(6) 1 5/8" Coax	Yes	1.00	4.92	0.00	19.709	0.00	4.92
64.00	(18) 1 5/8" Coax	Yes	1.00	14.76	0.40	19.797	13.38	14.76
64.00	(12) 1 5/8" Coax	Yes	1.00	9.84	0.40	19.797	13.38	9.84
64.00	(12) 1 1/4" Coax	Yes	1.00	7.56	0.00	19.797	0.00	7.56
64.00	(6) 1 5/8" Coax	Yes	1.00	4.92	0.00	19.797	0.00	4.92
65.00	(18) 1 5/8" Coax	Yes	1.00	14.76	0.40	19.885	13.44	14.76
65.00	(12) 1 5/8" Coax	Yes	1.00	9.84	0.40	19.885	13.44	9.84
65.00	(12) 1 1/4" Coax	Yes	1.00	7.56	0.00	19.885	0.00	7.56
65.00	(6) 1 5/8" Coax	Yes	1.00	4.92	0.00	19.885	0.00	4.92
66.00	(18) 1 5/8" Coax	Yes	1.00	14.76	0.40	19.972	13.50	14.76
66.00	(12) 1 5/8" Coax	Yes	1.00	9.84	0.40	19.972	13.50	9.84
66.00	(12) 1 1/4" Coax	Yes	1.00	7.56	0.00	19.972	0.00	7.56
66.00	(6) 1 5/8" Coax	Yes	1.00	4.92	0.00	19.972	0.00	4.92
67.00	(18) 1 5/8" Coax	Yes	1.00	14.76	0.40	20.058	13.56	14.76
67.00	(12) 1 5/8" Coax	Yes	1.00	9.84	0.40	20.058	13.56	9.84
67.00	(12) 1 1/4" Coax	Yes	1.00	7.56	0.00	20.058	0.00	7.56
67.00	(6) 1 5/8" Coax	Yes	1.00	4.92	0.00	20.058	0.00	4.92
68.00	(18) 1 5/8" Coax	Yes	1.00	14.76	0.40	20.143	13.62	14.76
68.00	(12) 1 5/8" Coax	Yes	1.00	9.84	0.40	20.143	13.62	9.84
68.00	(12) 1 1/4" Coax	Yes	1.00	7.56	0.00	20.143	0.00	7.56
68.00	(6) 1 5/8" Coax	Yes	1.00	4.92	0.00	20.143	0.00	4.92
69.00	(18) 1 5/8" Coax	Yes	1.00	14.76	0.40	20.228	13.67	14.76
69.00	(12) 1 5/8" Coax	Yes	1.00	9.84	0.40	20.228	13.67	9.84
69.00	(12) 1 1/4" Coax	Yes	1.00	7.56	0.00	20.228	0.00	7.56
69.00	(6) 1 5/8" Coax	Yes	1.00	4.92	0.00	20.228	0.00	4.92
70.00	(18) 1 5/8" Coax	Yes	1.00	14.76	0.40	20.311	13.73	14.76
70.00	(12) 1 5/8" Coax	Yes	1.00	9.84	0.40	20.311	13.73	9.84
70.00	(12) 1 1/4" Coax	Yes	1.00	7.56	0.00	20.311	0.00	7.56
70.00	(6) 1 5/8" Coax	Yes	1.00	4.92	0.00	20.311	0.00	4.92
71.00	(18) 1 5/8" Coax	Yes	1.00	14.76	0.40	20.393	13.79	14.76
71.00	(12) 1 5/8" Coax	Yes	1.00	9.84	0.40	20.393	13.79	9.84
71.00	(12) 1 1/4" Coax	Yes	1.00	7.56	0.00	20.393	0.00	7.56
71.00	(6) 1 5/8" Coax	Yes	1.00	4.92	0.00	20.393	0.00	4.92
72.00	(18) 1 5/8" Coax	Yes	1.00	14.76	0.40	20.475	13.84	14.76
72.00	(12) 1 5/8" Coax	Yes	1.00	9.84	0.40	20.475	13.84	9.84
72.00	(12) 1 1/4" Coax	Yes	1.00	7.56	0.00	20.475	0.00	7.56
72.00	(6) 1 5/8" Coax	Yes	1.00	4.92	0.00	20.475	0.00	4.92
73.00	(18) 1 5/8" Coax	Yes	1.00	14.76	0.40	20.556	13.90	14.76
73.00	(12) 1 5/8" Coax	Yes	1.00	9.84	0.40	20.556	13.90	9.84
73.00	(12) 1 1/4" Coax	Yes	1.00	7.56	0.00	20.556	0.00	7.56
73.00	(6) 1 5/8" Coax	Yes	1.00	4.92	0.00	20.556	0.00	4.92
74.00	(18) 1 5/8" Coax	Yes	1.00	14.76	0.40	20.636	13.95	14.76
74.00	(12) 1 5/8" Coax	Yes	1.00	9.84	0.40	20.636	13.95	9.84
74.00	(12) 1 1/4" Coax	Yes	1.00	7.56	0.00	20.636	0.00	7.56
74.00	(6) 1 5/8" Coax	Yes	1.00	4.92	0.00	20.636	0.00	4.92
75.00	(18) 1 5/8" Coax	Yes	1.00	14.76	0.40	20.715	14.00	14.76
75.00	(12) 1 5/8" Coax	Yes	1.00	9.84	0.40	20.715	14.00	9.84

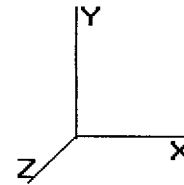
Pole : 302506
 Location : Winchester CT 3, CT
 Height : 180.0 (ft)
 Base Dia : 52.75 (in)
 Top Dia : 15.00 (in)
 Shape : 18 Sides
 Taper : 0.219444 (in/ft)

Code: TIA/EIA-222 Rev F

9/14/2012 4:06:41 PM

Page: 18

Base Elev : 0.000 (ft)



Copyright © 2007 - 2011 by American Tower Corporation. All rights reserved.

Load Case: No Ice 80.00 mph Wind with No Ice 38 Iterations

Gust Response Factor : 1.69
 Dead Load Factor : 1.00
 Wind Load Factor : 1.00

75.00	(12) 1 1/4" Coax	Yes	1.00	7.56	0.00	20.715	0.00	7.56
75.00	(6) 1 5/8" Coax	Yes	1.00	4.92	0.00	20.715	0.00	4.92
76.00	(18) 1 5/8" Coax	Yes	1.00	14.76	0.40	20.794	14.06	14.76
76.00	(12) 1 5/8" Coax	Yes	1.00	9.84	0.40	20.794	14.06	9.84
76.00	(12) 1 1/4" Coax	Yes	1.00	7.56	0.00	20.794	0.00	7.56
76.00	(6) 1 5/8" Coax	Yes	1.00	4.92	0.00	20.794	0.00	4.92
77.00	(18) 1 5/8" Coax	Yes	1.00	14.76	0.40	20.872	14.11	14.76
77.00	(12) 1 5/8" Coax	Yes	1.00	9.84	0.40	20.872	14.11	9.84
77.00	(12) 1 1/4" Coax	Yes	1.00	7.56	0.00	20.872	0.00	7.56
77.00	(6) 1 5/8" Coax	Yes	1.00	4.92	0.00	20.872	0.00	4.92
78.00	(18) 1 5/8" Coax	Yes	1.00	14.76	0.40	20.949	14.16	14.76
78.00	(12) 1 5/8" Coax	Yes	1.00	9.84	0.40	20.949	14.16	9.84
78.00	(12) 1 1/4" Coax	Yes	1.00	7.56	0.00	20.949	0.00	7.56
78.00	(6) 1 5/8" Coax	Yes	1.00	4.92	0.00	20.949	0.00	4.92
79.00	(18) 1 5/8" Coax	Yes	1.00	14.76	0.40	21.025	14.21	14.76
79.00	(12) 1 5/8" Coax	Yes	1.00	9.84	0.40	21.025	14.21	9.84
79.00	(12) 1 1/4" Coax	Yes	1.00	7.56	0.00	21.025	0.00	7.56
79.00	(6) 1 5/8" Coax	Yes	1.00	4.92	0.00	21.025	0.00	4.92
80.00	(18) 1 5/8" Coax	Yes	1.00	14.76	0.40	21.101	14.26	14.76
80.00	(12) 1 5/8" Coax	Yes	1.00	9.84	0.40	21.101	14.26	9.84
80.00	(12) 1 1/4" Coax	Yes	1.00	7.56	0.00	21.101	0.00	7.56
80.00	(6) 1 5/8" Coax	Yes	1.00	4.92	0.00	21.101	0.00	4.92
81.00	(18) 1 5/8" Coax	Yes	1.00	14.76	0.40	21.176	14.31	14.76
81.00	(12) 1 5/8" Coax	Yes	1.00	9.84	0.40	21.176	14.31	9.84
81.00	(12) 1 1/4" Coax	Yes	1.00	7.56	0.00	21.176	0.00	7.56
81.00	(6) 1 5/8" Coax	Yes	1.00	4.92	0.00	21.176	0.00	4.92
82.00	(18) 1 5/8" Coax	Yes	1.00	14.76	0.40	21.250	14.37	14.76
82.00	(12) 1 5/8" Coax	Yes	1.00	9.84	0.40	21.250	14.37	9.84
82.00	(12) 1 1/4" Coax	Yes	1.00	7.56	0.00	21.250	0.00	7.56
82.00	(6) 1 5/8" Coax	Yes	1.00	4.92	0.00	21.250	0.00	4.92
83.00	(18) 1 5/8" Coax	Yes	1.00	14.76	0.40	21.324	14.41	14.76
83.00	(12) 1 5/8" Coax	Yes	1.00	9.84	0.40	21.324	14.41	9.84
83.00	(12) 1 1/4" Coax	Yes	1.00	7.56	0.00	21.324	0.00	7.56
83.00	(6) 1 5/8" Coax	Yes	1.00	4.92	0.00	21.324	0.00	4.92
84.00	(18) 1 5/8" Coax	Yes	1.00	14.76	0.40	21.397	14.46	14.76
84.00	(12) 1 5/8" Coax	Yes	1.00	9.84	0.40	21.397	14.46	9.84
84.00	(12) 1 1/4" Coax	Yes	1.00	7.56	0.00	21.397	0.00	7.56
84.00	(6) 1 5/8" Coax	Yes	1.00	4.92	0.00	21.397	0.00	4.92
85.00	(18) 1 5/8" Coax	Yes	1.00	14.76	0.40	21.469	14.51	14.76
85.00	(12) 1 5/8" Coax	Yes	1.00	9.84	0.40	21.469	14.51	9.84
85.00	(12) 1 1/4" Coax	Yes	1.00	7.56	0.00	21.469	0.00	7.56
85.00	(6) 1 5/8" Coax	Yes	1.00	4.92	0.00	21.469	0.00	4.92
86.00	(18) 1 5/8" Coax	Yes	1.00	14.76	0.40	21.541	14.56	14.76
86.00	(12) 1 5/8" Coax	Yes	1.00	9.84	0.40	21.541	14.56	9.84
86.00	(12) 1 1/4" Coax	Yes	1.00	7.56	0.00	21.541	0.00	7.56
86.00	(6) 1 5/8" Coax	Yes	1.00	4.92	0.00	21.541	0.00	4.92
87.00	(18) 1 5/8" Coax	Yes	1.00	14.76	0.40	21.613	14.61	14.76
87.00	(12) 1 5/8" Coax	Yes	1.00	9.84	0.40	21.613	14.61	9.84
87.00	(12) 1 1/4" Coax	Yes	1.00	7.56	0.00	21.613	0.00	7.56
87.00	(6) 1 5/8" Coax	Yes	1.00	4.92	0.00	21.613	0.00	4.92
87.54	(18) 1 5/8" Coax	Yes	0.54	14.76	0.40	21.651	7.90	7.97
87.54	(12) 1 5/8" Coax	Yes	0.54	9.84	0.40	21.651	7.90	5.31
87.54	(12) 1 1/4" Coax	Yes	0.54	7.56	0.00	21.651	0.00	4.08
87.54	(6) 1 5/8" Coax	Yes	0.54	4.92	0.00	21.651	0.00	2.66
88.00	(18) 1 5/8" Coax	Yes	0.46	14.76	0.40	21.683	6.74	6.79
88.00	(12) 1 5/8" Coax	Yes	0.46	9.84	0.40	21.683	6.74	4.53
88.00	(12) 1 1/4" Coax	Yes	0.46	7.56	0.00	21.683	0.00	3.48

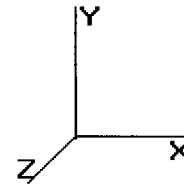
Pole : 302506
 Location : Winchester CT 3, CT
 Height : 180.0 (ft)
 Base Dia : 52.75 (in)
 Top Dia : 15.00 (in)
 Shape : 18 Sides
 Taper : 0.219444 (in/ft)

Code: TIA/EIA-222 Rev F

9/14/2012 4:06:41 PM

Page: 19

Base Elev : 0.000 (ft)



Copyright © 2007 - 2011 by American Tower Corporation. All rights reserved.

Load Case: No Ice	80.00 mph Wind with No Ice	38 Iterations
Gust Response Factor : 1.69		
Dead Load Factor : 1.00		
Wind Load Factor : 1.00		

88.00	(6) 1 5/8" Coax	Yes	0.46	4.92	0.00	21.683	0.00	2.26
89.00	(18) 1 5/8" Coax	Yes	1.00	14.76	0.40	21.753	14.71	14.76
89.00	(12) 1 5/8" Coax	Yes	1.00	9.84	0.40	21.753	14.71	9.84
89.00	(12) 1 1/4" Coax	Yes	1.00	7.56	0.00	21.753	0.00	7.56
89.00	(6) 1 5/8" Coax	Yes	1.00	4.92	0.00	21.753	0.00	4.92
90.00	(18) 1 5/8" Coax	Yes	1.00	14.76	0.40	21.823	14.75	14.76
90.00	(12) 1 5/8" Coax	Yes	1.00	9.84	0.40	21.823	14.75	9.84
90.00	(12) 1 1/4" Coax	Yes	1.00	7.56	0.00	21.823	0.00	7.56
90.00	(6) 1 5/8" Coax	Yes	1.00	4.92	0.00	21.823	0.00	4.92
91.00	(18) 1 5/8" Coax	Yes	1.00	14.76	0.40	21.892	14.80	14.76
91.00	(12) 1 5/8" Coax	Yes	1.00	9.84	0.40	21.892	14.80	9.84
91.00	(12) 1 1/4" Coax	Yes	1.00	7.56	0.00	21.892	0.00	7.56
91.00	(6) 1 5/8" Coax	Yes	1.00	4.92	0.00	21.892	0.00	4.92
92.00	(18) 1 5/8" Coax	Yes	1.00	14.76	0.40	21.960	14.85	14.76
92.00	(12) 1 5/8" Coax	Yes	1.00	9.84	0.40	21.960	14.85	9.84
92.00	(12) 1 1/4" Coax	Yes	1.00	7.56	0.00	21.960	0.00	7.56
92.00	(6) 1 5/8" Coax	Yes	1.00	4.92	0.00	21.960	0.00	4.92
92.46	(18) 1 5/8" Coax	Yes	0.46	14.76	0.40	21.992	6.79	6.74
92.46	(12) 1 5/8" Coax	Yes	0.46	9.84	0.40	21.992	6.79	4.49
92.46	(12) 1 1/4" Coax	Yes	0.46	7.56	0.00	21.992	0.00	3.45
92.46	(6) 1 5/8" Coax	Yes	0.46	4.92	0.00	21.992	0.00	2.25
93.00	(18) 1 5/8" Coax	Yes	0.54	14.76	0.40	22.028	8.09	8.02
93.00	(12) 1 5/8" Coax	Yes	0.54	9.84	0.40	22.028	8.09	5.35
93.00	(12) 1 1/4" Coax	Yes	0.54	7.56	0.00	22.028	0.00	4.11
93.00	(6) 1 5/8" Coax	Yes	0.54	4.92	0.00	22.028	0.00	2.67
94.00	(18) 1 5/8" Coax	Yes	1.00	14.76	0.40	22.096	14.94	14.76
94.00	(12) 1 5/8" Coax	Yes	1.00	9.84	0.40	22.096	14.94	9.84
94.00	(12) 1 1/4" Coax	Yes	1.00	7.56	0.00	22.096	0.00	7.56
94.00	(6) 1 5/8" Coax	Yes	1.00	4.92	0.00	22.096	0.00	4.92
95.00	(18) 1 5/8" Coax	Yes	1.00	14.76	0.40	22.163	14.98	14.76
95.00	(12) 1 5/8" Coax	Yes	1.00	9.84	0.40	22.163	14.98	9.84
95.00	(12) 1 1/4" Coax	Yes	1.00	7.56	0.00	22.163	0.00	7.56
95.00	(6) 1 5/8" Coax	Yes	1.00	4.92	0.00	22.163	0.00	4.92
96.00	(18) 1 5/8" Coax	Yes	1.00	14.76	0.40	22.229	15.03	14.76
96.00	(12) 1 5/8" Coax	Yes	1.00	9.84	0.40	22.229	15.03	9.84
96.00	(12) 1 1/4" Coax	Yes	1.00	7.56	0.00	22.229	0.00	7.56
96.00	(6) 1 5/8" Coax	Yes	1.00	4.92	0.00	22.229	0.00	4.92
97.00	(18) 1 5/8" Coax	Yes	1.00	14.76	0.40	22.295	15.07	14.76
97.00	(12) 1 5/8" Coax	Yes	1.00	9.84	0.40	22.295	15.07	9.84
97.00	(12) 1 1/4" Coax	Yes	1.00	7.56	0.00	22.295	0.00	7.56
97.00	(6) 1 5/8" Coax	Yes	1.00	4.92	0.00	22.295	0.00	4.92
98.00	(18) 1 5/8" Coax	Yes	1.00	14.76	0.40	22.360	15.12	14.76
98.00	(12) 1 5/8" Coax	Yes	1.00	9.84	0.40	22.360	15.12	9.84
98.00	(12) 1 1/4" Coax	Yes	1.00	7.56	0.00	22.360	0.00	7.56
98.00	(6) 1 5/8" Coax	Yes	1.00	4.92	0.00	22.360	0.00	4.92
99.00	(18) 1 5/8" Coax	Yes	1.00	14.76	0.40	22.425	15.16	14.76
99.00	(12) 1 5/8" Coax	Yes	1.00	9.84	0.40	22.425	15.16	9.84
99.00	(12) 1 1/4" Coax	Yes	1.00	7.56	0.00	22.425	0.00	7.56
99.00	(6) 1 5/8" Coax	Yes	1.00	4.92	0.00	22.425	0.00	4.92
100.0	(18) 1 5/8" Coax	Yes	1.00	14.76	0.40	22.490	15.20	14.76
100.0	(12) 1 5/8" Coax	Yes	1.00	9.84	0.40	22.490	15.20	9.84
100.0	(12) 1 1/4" Coax	Yes	1.00	7.56	0.00	22.490	0.00	7.56
100.0	(6) 1 5/8" Coax	Yes	1.00	4.92	0.00	22.490	0.00	4.92
101.0	(18) 1 5/8" Coax	Yes	1.00	14.76	0.40	22.554	15.25	14.76
101.0	(12) 1 5/8" Coax	Yes	1.00	9.84	0.40	22.554	15.25	9.84
101.0	(12) 1 1/4" Coax	Yes	1.00	7.56	0.00	22.554	0.00	7.56
101.0	(6) 1 5/8" Coax	Yes	1.00	4.92	0.00	22.554	0.00	4.92

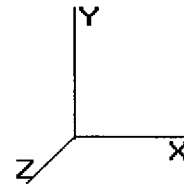
Pole : 302506
 Location : Winchester CT 3, CT
 Height : 180.0 (ft)
 Base Dia : 52.75 (in)
 Top Dia : 15.00 (in)
 Shape : 18 Sides
 Taper : 0.219444 (in/ft)

Code: TIA/EIA-222 Rev F

9/14/2012 4:06:41 PM

Page: 20

Base Elev : 0.000 (ft)



Copyright © 2007 - 2011 by American Tower Corporation. All rights reserved.

Load Case: No Ice	80.00 mph Wind with No Ice	38 Iterations
Gust Response Factor : 1.69		
Dead Load Factor : 1.00		
Wind Load Factor : 1.00		

102.0	(18) 1 5/8" Coax	Yes	1.00	14.76	0.40	22.617	15.29	14.76
102.0	(12) 1 5/8" Coax	Yes	1.00	9.84	0.40	22.617	15.29	9.84
102.0	(12) 1 1/4" Coax	Yes	1.00	7.56	0.00	22.617	0.00	7.56
102.0	(6) 1 5/8" Coax	Yes	1.00	4.92	0.00	22.617	0.00	4.92
103.0	(18) 1 5/8" Coax	Yes	1.00	14.76	0.40	22.681	15.33	14.76
103.0	(12) 1 5/8" Coax	Yes	1.00	9.84	0.40	22.681	15.33	9.84
103.0	(12) 1 1/4" Coax	Yes	1.00	7.56	0.00	22.681	0.00	7.56
103.0	(6) 1 5/8" Coax	Yes	1.00	4.92	0.00	22.681	0.00	4.92
104.0	(18) 1 5/8" Coax	Yes	1.00	14.76	0.40	22.743	15.37	14.76
104.0	(12) 1 5/8" Coax	Yes	1.00	9.84	0.40	22.743	15.37	9.84
104.0	(12) 1 1/4" Coax	Yes	1.00	7.56	0.00	22.743	0.00	7.56
104.0	(6) 1 5/8" Coax	Yes	1.00	4.92	0.00	22.743	0.00	4.92
105.0	(18) 1 5/8" Coax	Yes	1.00	14.76	0.40	22.806	15.42	14.76
105.0	(12) 1 5/8" Coax	Yes	1.00	9.84	0.40	22.806	15.42	9.84
105.0	(12) 1 1/4" Coax	Yes	1.00	7.56	0.00	22.806	0.00	7.56
105.0	(6) 1 5/8" Coax	Yes	1.00	4.92	0.00	22.806	0.00	4.92
106.0	(18) 1 5/8" Coax	Yes	1.00	14.76	0.40	22.867	15.46	14.76
106.0	(12) 1 5/8" Coax	Yes	1.00	9.84	0.40	22.867	15.46	9.84
106.0	(12) 1 1/4" Coax	Yes	1.00	7.56	0.00	22.867	0.00	7.56
107.0	(18) 1 5/8" Coax	Yes	1.00	14.76	0.40	22.929	15.50	14.76
107.0	(12) 1 5/8" Coax	Yes	1.00	9.84	0.40	22.929	15.50	9.84
107.0	(12) 1 1/4" Coax	Yes	1.00	7.56	0.00	22.929	0.00	7.56
108.0	(18) 1 5/8" Coax	Yes	1.00	14.76	0.40	22.990	15.54	14.76
108.0	(12) 1 5/8" Coax	Yes	1.00	9.84	0.40	22.990	15.54	9.84
108.0	(12) 1 1/4" Coax	Yes	1.00	7.56	0.00	22.990	0.00	7.56
109.0	(18) 1 5/8" Coax	Yes	1.00	14.76	0.40	23.051	15.58	14.76
109.0	(12) 1 5/8" Coax	Yes	1.00	9.84	0.40	23.051	15.58	9.84
109.0	(12) 1 1/4" Coax	Yes	1.00	7.56	0.00	23.051	0.00	7.56
110.0	(18) 1 5/8" Coax	Yes	1.00	14.76	0.40	23.111	15.62	14.76
110.0	(12) 1 5/8" Coax	Yes	1.00	9.84	0.40	23.111	15.62	9.84
110.0	(12) 1 1/4" Coax	Yes	1.00	7.56	0.00	23.111	0.00	7.56
111.0	(18) 1 5/8" Coax	Yes	1.00	14.76	0.40	23.171	15.66	14.76
111.0	(12) 1 5/8" Coax	Yes	1.00	9.84	0.40	23.171	15.66	9.84
111.0	(12) 1 1/4" Coax	Yes	1.00	7.56	0.00	23.171	0.00	7.56
112.0	(18) 1 5/8" Coax	Yes	1.00	14.76	0.40	23.230	15.70	14.76
112.0	(12) 1 5/8" Coax	Yes	1.00	9.84	0.40	23.230	15.70	9.84
112.0	(12) 1 1/4" Coax	Yes	1.00	7.56	0.00	23.230	0.00	7.56
113.0	(18) 1 5/8" Coax	Yes	1.00	14.76	0.40	23.289	15.74	14.76
113.0	(12) 1 5/8" Coax	Yes	1.00	9.84	0.40	23.289	15.74	9.84
113.0	(12) 1 1/4" Coax	Yes	1.00	7.56	0.00	23.289	0.00	7.56
114.0	(18) 1 5/8" Coax	Yes	1.00	14.76	0.40	23.348	15.78	14.76
114.0	(12) 1 5/8" Coax	Yes	1.00	9.84	0.40	23.348	15.78	9.84
114.0	(12) 1 1/4" Coax	Yes	1.00	7.56	0.00	23.348	0.00	7.56
114.5	(18) 1 5/8" Coax	Yes	0.50	14.76	0.40	23.377	7.90	7.38
114.5	(12) 1 5/8" Coax	Yes	0.50	9.84	0.40	23.377	7.90	4.92
114.5	(12) 1 1/4" Coax	Yes	0.50	7.56	0.00	23.377	0.00	3.78
115.0	(18) 1 5/8" Coax	Yes	0.50	14.76	0.40	23.406	7.91	7.38
115.0	(12) 1 5/8" Coax	Yes	0.50	9.84	0.40	23.406	7.91	4.92
116.0	(18) 1 5/8" Coax	Yes	1.00	14.76	0.40	23.464	15.86	14.76
116.0	(12) 1 5/8" Coax	Yes	1.00	9.84	0.40	23.464	15.86	9.84
117.0	(18) 1 5/8" Coax	Yes	1.00	14.76	0.40	23.522	15.90	14.76
117.0	(12) 1 5/8" Coax	Yes	1.00	9.84	0.40	23.522	15.90	9.84
118.0	(18) 1 5/8" Coax	Yes	1.00	14.76	0.40	23.579	15.94	14.76
118.0	(12) 1 5/8" Coax	Yes	1.00	9.84	0.40	23.579	15.94	9.84
119.0	(18) 1 5/8" Coax	Yes	1.00	14.76	0.40	23.636	15.98	14.76
119.0	(12) 1 5/8" Coax	Yes	1.00	9.84	0.40	23.636	15.98	9.84
120.0	(18) 1 5/8" Coax	Yes	1.00	14.76	0.40	23.692	16.02	14.76

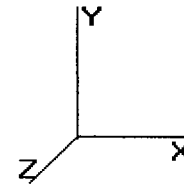
Pole : 302506
 Location : Winchester CT 3, CT
 Height : 180.0 (ft)
 Base Dia : 52.75 (in)
 Top Dia : 15.00 (in)
 Shape : 18 Sides
 Taper : 0.219444 (in/ft)

Code: TIA/EIA-222 Rev F

9/14/2012 4:06:42 PM

Page: 21

Base Elev : 0.000 (ft)



Copyright © 2007- 2011 by American Tower Corporation. All rights reserved.

Load Case: No Ice	80.00 mph Wind with No Ice	38 Iterations
Gust Response Factor : 1.69		
Dead Load Factor : 1.00		
Wind Load Factor : 1.00		

120.0	(12) 1 5/8" Coax	Yes	1.00	9.84	0.40	23.692	16.02	9.84
121.0	(18) 1 5/8" Coax	Yes	1.00	14.76	0.40	23.749	16.05	14.76
121.0	(12) 1 5/8" Coax	Yes	1.00	9.84	0.40	23.749	16.05	9.84
122.0	(18) 1 5/8" Coax	Yes	1.00	14.76	0.40	23.805	16.09	14.76
122.0	(12) 1 5/8" Coax	Yes	1.00	9.84	0.40	23.805	16.09	9.84
123.0	(18) 1 5/8" Coax	Yes	1.00	14.76	0.40	23.860	16.13	14.76
123.0	(12) 1 5/8" Coax	Yes	1.00	9.84	0.40	23.860	16.13	9.84
124.0	(18) 1 5/8" Coax	Yes	1.00	14.76	0.40	23.915	16.17	14.76
124.0	(12) 1 5/8" Coax	Yes	1.00	9.84	0.40	23.915	16.17	9.84
125.0	(18) 1 5/8" Coax	Yes	1.00	14.76	0.40	23.970	16.20	14.76
125.0	(12) 1 5/8" Coax	Yes	1.00	9.84	0.40	23.970	16.20	9.84
126.0	(18) 1 5/8" Coax	Yes	1.00	14.76	0.40	24.025	16.24	14.76
127.0	(18) 1 5/8" Coax	Yes	1.00	14.76	0.40	24.079	16.28	14.76
128.0	(18) 1 5/8" Coax	Yes	1.00	14.76	0.40	24.133	16.31	14.76
129.0	(18) 1 5/8" Coax	Yes	1.00	14.76	0.40	24.187	16.35	14.76
130.0	(18) 1 5/8" Coax	Yes	1.00	14.76	0.40	24.241	16.39	14.76
131.0	(18) 1 5/8" Coax	Yes	1.00	14.76	0.40	24.294	16.42	14.76
132.0	(18) 1 5/8" Coax	Yes	1.00	14.76	0.40	24.347	16.46	14.76
132.1	(18) 1 5/8" Coax	Yes	0.12	14.76	0.40	24.353	1.97	1.77
133.0	(18) 1 5/8" Coax	Yes	0.88	14.76	0.40	24.399	14.52	12.99
134.0	(18) 1 5/8" Coax	Yes	1.00	14.76	0.40	24.451	16.53	14.76
135.0	(18) 1 5/8" Coax	Yes	1.00	14.76	0.40	24.503	16.56	14.76
135.8	(18) 1 5/8" Coax	Yes	0.87	14.76	0.40	24.548	14.43	12.84
136.0	(18) 1 5/8" Coax	Yes	0.13	14.76	0.40	24.555	2.16	1.92
137.0	(18) 1 5/8" Coax	Yes	1.00	14.76	0.40	24.607	16.63	14.76
138.0	(18) 1 5/8" Coax	Yes	1.00	14.76	0.40	24.658	16.67	14.76
139.0	(18) 1 5/8" Coax	Yes	1.00	14.76	0.40	24.709	16.70	14.76
140.0	(18) 1 5/8" Coax	Yes	1.00	14.76	0.40	24.759	16.74	14.76
141.0	(18) 1 5/8" Coax	Yes	1.00	14.76	0.40	24.810	16.77	14.76
142.0	(18) 1 5/8" Coax	Yes	1.00	14.76	0.40	24.860	16.81	14.76
143.0	(18) 1 5/8" Coax	Yes	1.00	14.76	0.40	24.910	16.84	14.76
144.0	(18) 1 5/8" Coax	Yes	1.00	14.76	0.40	24.959	16.87	14.76
145.0	(18) 1 5/8" Coax	Yes	1.00	14.76	0.40	25.009	16.91	14.76
146.0	(18) 1 5/8" Coax	Yes	1.00	14.76	0.40	25.058	16.94	14.76
147.0	(18) 1 5/8" Coax	Yes	1.00	14.76	0.40	25.107	16.97	14.76
148.0	(18) 1 5/8" Coax	Yes	1.00	14.76	0.40	25.156	17.01	14.76
149.0	(18) 1 5/8" Coax	Yes	1.00	14.76	0.40	25.204	17.04	14.76
150.0	(18) 1 5/8" Coax	Yes	1.00	14.76	0.40	25.252	17.07	14.76
151.0	(18) 1 5/8" Coax	Yes	1.00	14.76	0.40	25.300	17.10	14.76
152.0	(18) 1 5/8" Coax	Yes	1.00	14.76	0.40	25.348	17.14	14.76
153.0	(18) 1 5/8" Coax	Yes	1.00	14.76	0.40	25.395	17.17	14.76
154.0	(18) 1 5/8" Coax	Yes	1.00	14.76	0.40	25.443	17.20	14.76
155.0	(18) 1 5/8" Coax	Yes	1.00	14.76	0.40	25.490	17.23	14.76
156.0	(18) 1 5/8" Coax	Yes	1.00	14.76	0.40	25.537	17.26	14.76
157.0	(18) 1 5/8" Coax	Yes	1.00	14.76	0.40	25.583	17.29	14.76
158.0	(18) 1 5/8" Coax	Yes	1.00	14.76	0.40	25.630	17.33	14.76
159.0	(18) 1 5/8" Coax	Yes	1.00	14.76	0.40	25.676	17.36	14.76
160.0	(18) 1 5/8" Coax	Yes	1.00	14.76	0.40	25.722	17.39	14.76
161.0	(18) 1 5/8" Coax	Yes	1.00	14.76	0.40	25.768	17.42	14.76
162.0	(18) 1 5/8" Coax	Yes	1.00	14.76	0.40	25.814	17.45	14.76
163.0	(18) 1 5/8" Coax	Yes	1.00	14.76	0.40	25.859	17.48	14.76
164.0	(18) 1 5/8" Coax	Yes	1.00	14.76	0.40	25.904	17.51	14.76
165.0	(18) 1 5/8" Coax	Yes	1.00	14.76	0.40	25.949	17.54	14.76
166.0	(18) 1 5/8" Coax	Yes	1.00	14.76	0.40	25.994	17.57	14.76

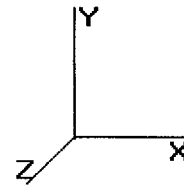
Totals: 4,012.29 5,072.28

Pole : 302506
 Location : Winchester CT 3, CT
 Height : 180.0 (ft)
 Base Dia : 52.75 (in)
 Top Dia : 15.00 (in)
 Shape : 18 Sides
 Taper : 0.219444 (in/ft)

Code: TIA/EIA-222 Rev F

Base Elev : 0.000 (ft)

Copyright © 2007 - 2011 by American Tower Corporation. All rights reserved.



9/14/2012 4:06:42 PM

Page: 22

Load Case: No Ice	80.00 mph Wind with No Ice	38 Iterations
Gust Response Factor : 1.69		
Dead Load Factor : 1.00		
Wind Load Factor : 1.00		

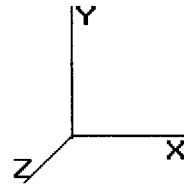
Applied Segment Forces Summary

Seg Elev (ft)	Lateral FX (-) (lb)	Axial FY (-) (lb)	Torsion MY (lb-ft)	Moment MZ (lb-ft)
0.00	0.00	0.00	0.00	0.00
1.00	101.10	320.22	0.00	0.00
2.00	100.77	319.18	0.00	0.00
3.00	100.44	318.14	0.00	0.00
4.00	100.11	317.11	0.00	0.00
5.00	99.79	316.07	0.00	0.00
6.00	99.46	315.03	0.00	0.00
7.00	99.13	314.00	0.00	0.00
8.00	98.80	312.96	0.00	0.00
9.00	98.47	311.92	0.00	0.00
10.00	98.14	310.89	0.00	0.00
11.00	97.81	309.85	0.00	0.00
12.00	97.48	308.81	0.00	0.00
13.00	97.15	307.78	0.00	0.00
14.00	96.82	306.74	0.00	0.00
15.00	96.49	305.70	0.00	0.00
16.00	96.17	304.67	0.00	0.00
17.00	95.84	303.63	0.00	0.00
18.00	95.51	302.59	0.00	0.00
19.00	95.18	301.55	0.00	0.00
20.00	94.85	300.52	0.00	0.00
21.00	94.52	299.48	0.00	0.00
22.00	94.19	298.44	0.00	0.00
23.00	93.86	297.41	0.00	0.00
24.00	93.53	296.37	0.00	0.00
25.00	93.20	295.33	0.00	0.00
26.00	92.87	294.30	0.00	0.00
27.00	92.54	293.26	0.00	0.00
28.00	92.22	292.22	0.00	0.00
29.00	91.89	291.19	0.00	0.00
30.00	119.25	300.15	0.00	13.84
31.00	91.23	288.78	0.00	0.00
32.00	90.90	287.75	0.00	0.00
33.00	90.57	286.71	0.00	0.00
34.00	91.01	285.67	0.00	0.00
35.00	91.44	284.63	0.00	0.00
36.00	91.84	283.60	0.00	0.00
37.00	92.22	282.56	0.00	0.00
38.00	92.58	281.52	0.00	0.00
39.00	92.93	280.49	0.00	0.00
40.00	93.25	279.45	0.00	0.00
41.00	93.56	278.41	0.00	0.00
42.00	93.86	277.38	0.00	0.00
42.96	90.03	264.36	0.00	0.00
43.00	4.13	19.67	0.00	0.00
44.00	95.62	451.80	0.00	0.00
45.00	95.88	449.87	0.00	0.00
46.00	96.12	447.95	0.00	0.00
47.00	96.35	446.02	0.00	0.00
48.00	96.56	444.10	0.00	0.00

Pole : 302506
 Location : Winchester CT 3, CT
 Height : 180.0 (ft)
 Base Dia : 52.75 (in)
 Top Dia : 15.00 (in)
 Shape : 18 Sides
 Taper : 0.219444 (in/ft)

Code: TIA/EIA-222 Rev F

Base Elev : 0.000 (ft)



9/14/2012 4:06:42 PM

Page: 23

Copyright © 2007 - 2011 by American Tower Corporation. All rights reserved.

Load Case: No Ice 80.00 mph Wind with No Ice 38 Iterations

Gust Response Factor : 1.69
 Dead Load Factor : 1.00
 Wind Load Factor : 1.00

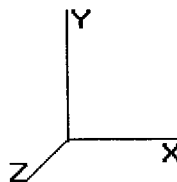
49.00	96.76	442.17	0.00	0.00
49.04	3.85	17.60	0.00	0.00
50.00	93.08	234.62	0.00	0.00
51.00	97.13	243.50	0.00	0.00
52.00	97.30	242.62	0.00	0.00
53.00	97.45	241.73	0.00	0.00
54.00	97.59	240.84	0.00	0.00
55.00	97.73	239.95	0.00	0.00
56.00	97.85	239.06	0.00	0.00
57.00	97.96	238.17	0.00	0.00
58.00	98.06	237.28	0.00	0.00
59.00	98.15	236.39	0.00	0.00
60.00	98.23	235.51	0.00	0.00
61.00	98.31	234.62	0.00	0.00
62.00	98.37	233.73	0.00	0.00
63.00	98.42	232.84	0.00	0.00
64.00	98.47	231.95	0.00	0.00
65.00	98.51	231.06	0.00	0.00
66.00	98.54	230.17	0.00	0.00
67.00	98.56	229.28	0.00	0.00
68.00	98.57	228.40	0.00	0.00
69.00	98.58	227.51	0.00	0.00
70.00	98.58	226.62	0.00	0.00
71.00	98.57	225.73	0.00	0.00
72.00	98.55	224.84	0.00	0.00
73.00	98.53	223.95	0.00	0.00
74.00	98.50	223.06	0.00	0.00
75.00	98.46	222.17	0.00	0.00
76.00	98.41	221.29	0.00	0.00
77.00	98.36	220.40	0.00	0.00
78.00	101.49	220.11	0.00	0.00
79.00	98.24	218.47	0.00	0.00
80.00	98.17	217.58	0.00	0.00
81.00	98.09	216.69	0.00	0.00
82.00	98.01	215.80	0.00	0.00
83.00	97.92	214.91	0.00	0.00
84.00	97.83	214.03	0.00	0.00
85.00	97.73	213.14	0.00	0.00
86.00	97.62	212.25	0.00	0.00
87.00	97.51	211.36	0.00	0.00
87.54	52.56	113.74	0.00	0.00
88.00	45.33	150.38	0.00	0.00
89.00	98.52	325.65	0.00	0.00
90.00	98.40	324.03	0.00	0.00
91.00	98.27	322.40	0.00	0.00
92.00	98.13	320.77	0.00	0.00
92.46	44.72	145.91	0.00	0.00
93.00	53.20	101.09	0.00	0.00
94.00	97.85	185.45	0.00	0.00
95.00	402.08	374.71	0.00	0.00
96.00	97.55	183.16	0.00	0.00
97.00	97.39	182.42	0.00	0.00
98.00	97.23	181.68	0.00	0.00
99.00	97.06	180.94	0.00	0.00
100.0	96.88	180.20	0.00	0.00
101.0	96.71	179.45	0.00	0.00
102.0	96.53	178.71	0.00	0.00

Pole : 302506
 Location : Winchester CT 3, CT
 Height : 180.0 (ft)
 Base Dia : 52.75 (in)
 Top Dia : 15.00 (in)
 Shape : 18 Sides
 Taper : 0.219444 (in/ft)

Code: TIA/EIA-222 Rev F

Base Elev : 0.000 (ft)

Copyright © 2007 - 2011 by American Tower Corporation. All rights reserved.



9/14/2012 4:06:42 PM

Page: 24

Load Case: No Ice 80.00 mph Wind with No Ice 38 Iterations

Gust Response Factor : 1.69
 Dead Load Factor : 1.00
 Wind Load Factor : 1.00

103.0	96.34	177.97	0.00	0.00
104.0	96.15	177.23	0.00	0.00
105.0	573.25	255.69	0.00	0.00
106.0	95.75	170.83	0.00	0.00
107.0	95.55	170.09	0.00	0.00
108.0	95.34	169.35	0.00	0.00
109.0	95.13	168.61	0.00	0.00
110.0	94.92	167.87	0.00	0.00
111.0	94.70	167.13	0.00	0.00
112.0	94.47	166.39	0.00	0.00
113.0	94.25	165.65	0.00	0.00
114.0	94.01	164.91	0.00	0.00
114.5	2,195.08	1,750.18	0.00	0.00
115.0	46.83	78.21	0.00	0.00
116.0	93.54	155.87	0.00	0.00
117.0	93.30	155.12	0.00	0.00
118.0	93.05	154.38	0.00	0.00
119.0	92.80	153.64	0.00	0.00
120.0	92.55	152.90	0.00	0.00
121.0	92.29	152.16	0.00	0.00
122.0	92.03	151.42	0.00	0.00
123.0	91.76	150.68	0.00	0.00
124.0	91.50	149.94	0.00	0.00
125.0	3,923.50	1,901.80	0.00	0.00
126.0	74.71	138.62	0.00	0.00
127.0	74.39	137.88	0.00	0.00
128.0	74.08	137.14	0.00	0.00
129.0	73.75	136.40	0.00	0.00
130.0	73.43	135.66	0.00	0.00
131.0	73.10	134.92	0.00	0.00
132.0	486.90	451.57	0.00	0.00
132.1	8.69	16.02	0.00	0.00
133.0	64.47	162.37	0.00	0.00
134.0	2,495.63	1,905.35	0.00	0.00
135.0	72.61	171.79	0.00	0.00
135.8	62.87	148.46	0.00	0.00
136.0	9.38	11.61	0.00	0.00
137.0	71.92	88.90	0.00	0.00
138.0	71.58	88.45	0.00	0.00
139.0	71.23	88.01	0.00	0.00
140.0	1,370.13	758.06	0.00	4,461.79
141.0	70.52	81.56	0.00	0.00
142.0	70.17	81.11	0.00	0.00
143.0	69.81	80.67	0.00	0.00
144.0	69.45	80.23	0.00	0.00
145.0	69.08	79.78	0.00	0.00
146.0	68.71	79.34	0.00	0.00
147.0	68.34	78.89	0.00	0.00
148.0	67.97	78.45	0.00	0.00
149.0	67.59	78.00	0.00	0.00
150.0	395.09	243.56	0.00	295.08
151.0	66.84	76.29	0.00	0.00
152.0	66.45	75.85	0.00	0.00
153.0	66.07	75.41	0.00	0.00
154.0	65.68	74.96	0.00	0.00
155.0	65.29	74.52	0.00	0.00
156.0	64.90	74.07	0.00	0.00

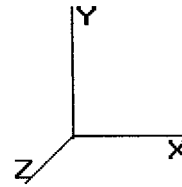
Pole : 302506
 Location : Winchester CT 3, CT
 Height : 180.0 (ft)
 Base Dia : 52.75 (in)
 Top Dia : 15.00 (in)
 Shape : 18 Sides
 Taper : 0.219444 (in/ft)

Code: TIA/EIA-222 Rev F

9/14/2012 4:06:42 PM
 Page: 25

Base Elev : 0.000 (ft)

Copyright © 2007 - 2011 by American Tower Corporation. All rights reserved.



Load Case: No Ice 80.00 mph Wind with No Ice 38 Iterations
 Gust Response Factor : 1.69
 Dead Load Factor : 1.00
 Wind Load Factor : 1.00

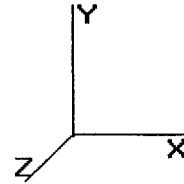
157.0	64.50	73.63	0.00	0.00
158.0	64.10	73.18	0.00	0.00
159.0	63.70	72.74	0.00	0.00
160.0	63.30	72.30	0.00	0.00
161.0	62.90	71.85	0.00	0.00
162.0	62.49	71.41	0.00	0.00
163.0	62.08	70.96	0.00	0.00
164.0	61.67	70.52	0.00	0.00
165.0	61.25	70.07	0.00	0.00
166.0	2,687.31	1,261.83	0.00	0.00
167.0	42.82	54.42	0.00	0.00
168.0	42.37	53.98	0.00	0.00
169.0	41.91	53.54	0.00	0.00
170.0	41.46	53.09	0.00	0.00
171.0	41.00	52.65	0.00	0.00
172.0	40.54	52.20	0.00	0.00
173.0	40.08	51.76	0.00	0.00
174.0	1,201.72	1,551.31	0.00	0.00
175.0	39.15	50.87	0.00	0.00
176.0	38.68	50.43	0.00	0.00
177.0	38.22	49.98	0.00	0.00
178.0	37.74	49.54	0.00	0.00
179.0	37.27	49.09	0.00	0.00
180.0	3,770.01	2,299.85	0.00	10,923.07
Totals:	34,159.26	47,561.43	0.00	15,693.79

Pole : 302506
 Location : Winchester CT 3, CT
 Height : 180.0 (ft)
 Base Dia : 52.75 (in)
 Top Dia : 15.00 (in)
 Shape : 18 Sides
 Taper : 0.219444 (in/ft)

Code: TIA/EIA-222 Rev F

Base Elev : 0.000 (ft)

Copyright © 2007 - 2011 by American Tower Corporation. All rights reserved.



9/14/2012 4:06:42 PM

Page: 26

Load Case: No Ice 80.00 mph Wind with No Ice 38 Iterations

Gust Response Factor : 1.69
 Dead Load Factor : 1.00
 Wind Load Factor : 1.00

Calculated Shaft Forces and Deflections

Seg Elev (ft)	Lateral FX (-) (kips)	Axial FY (-) (kips)	Lateral FZ (kips)	Moment MX (ft-kips)	Torsion MY (ft-kips)	Moment MZ (ft-kips)	X Deflect (in)	Z Deflect (in)	Total Deflect (in)	Rotation (deg)
0.00	-34.178	-47.546	0.000	0.000	0.000	-4,243.209	0.000	0.000	0.000	0.000
1.00	-34.117	-47.197	0.000	0.000	0.000	-4,209.031	-0.005	0.000	0.005	-0.048
2.00	-34.055	-46.849	0.000	0.000	0.000	-4,174.916	-0.021	0.000	0.021	-0.096
3.00	-33.993	-46.503	0.000	0.000	0.000	-4,140.861	-0.046	0.000	0.046	-0.144
4.00	-33.931	-46.157	0.000	0.000	0.000	-4,106.869	-0.082	0.000	0.082	-0.193
5.00	-33.869	-45.813	0.000	0.000	0.000	-4,072.938	-0.128	0.000	0.128	-0.242
6.00	-33.807	-45.469	0.000	0.000	0.000	-4,039.070	-0.184	0.000	0.184	-0.290
7.00	-33.745	-45.127	0.000	0.000	0.000	-4,005.263	-0.251	0.000	0.251	-0.340
8.00	-33.683	-44.785	0.000	0.000	0.000	-3,971.519	-0.327	0.000	0.327	-0.389
9.00	-33.621	-44.445	0.000	0.000	0.000	-3,937.836	-0.414	0.000	0.414	-0.439
10.00	-33.559	-44.106	0.000	0.000	0.000	-3,904.216	-0.512	0.000	0.512	-0.489
11.00	-33.497	-43.767	0.000	0.000	0.000	-3,870.658	-0.620	0.000	0.620	-0.539
12.00	-33.434	-43.430	0.000	0.000	0.000	-3,837.162	-0.738	0.000	0.738	-0.589
13.00	-33.372	-43.094	0.000	0.000	0.000	-3,803.728	-0.867	0.000	0.867	-0.639
14.00	-33.310	-42.759	0.000	0.000	0.000	-3,770.356	-1.007	0.000	1.007	-0.690
15.00	-33.247	-42.425	0.000	0.000	0.000	-3,737.047	-1.157	0.000	1.157	-0.741
16.00	-33.185	-42.091	0.000	0.000	0.000	-3,703.801	-1.318	0.000	1.318	-0.792
17.00	-33.122	-41.759	0.000	0.000	0.000	-3,670.617	-1.490	0.000	1.490	-0.844
18.00	-33.060	-41.428	0.000	0.000	0.000	-3,637.496	-1.673	0.000	1.673	-0.896
19.00	-32.997	-41.099	0.000	0.000	0.000	-3,604.437	-1.866	0.000	1.866	-0.947
20.00	-32.934	-40.770	0.000	0.000	0.000	-3,571.441	-2.070	0.000	2.070	-1.000
21.00	-32.871	-40.442	0.000	0.000	0.000	-3,538.507	-2.286	0.000	2.286	-1.052
22.00	-32.808	-40.115	0.000	0.000	0.000	-3,505.637	-2.512	0.000	2.512	-1.105
23.00	-32.746	-39.789	0.000	0.000	0.000	-3,472.829	-2.749	0.000	2.749	-1.157
24.00	-32.683	-39.465	0.000	0.000	0.000	-3,440.084	-2.997	0.000	2.997	-1.211
25.00	-32.619	-39.141	0.000	0.000	0.000	-3,407.402	-3.257	0.000	3.257	-1.264
26.00	-32.556	-38.818	0.000	0.000	0.000	-3,374.784	-3.528	0.000	3.528	-1.317
27.00	-32.493	-38.497	0.000	0.000	0.000	-3,342.228	-3.810	0.000	3.810	-1.371
28.00	-32.430	-38.176	0.000	0.000	0.000	-3,309.735	-4.103	0.000	4.103	-1.425
29.00	-32.367	-37.857	0.000	0.000	0.000	-3,277.306	-4.407	0.000	4.407	-1.480
30.00	-32.275	-37.529	0.000	0.000	0.000	-3,244.926	-4.723	0.000	4.723	-1.534
31.00	-32.212	-37.212	0.000	0.000	0.000	-3,212.652	-5.051	0.000	5.051	-1.589
32.00	-32.149	-36.896	0.000	0.000	0.000	-3,180.440	-5.390	0.000	5.390	-1.644
33.00	-32.085	-36.581	0.000	0.000	0.000	-3,148.292	-5.740	0.000	5.740	-1.699
34.00	-32.021	-36.267	0.000	0.000	0.000	-3,116.208	-6.102	0.000	6.102	-1.755
35.00	-31.955	-35.955	0.000	0.000	0.000	-3,084.188	-6.476	0.000	6.476	-1.810
36.00	-31.889	-35.643	0.000	0.000	0.000	-3,052.234	-6.861	0.000	6.861	-1.866
37.00	-31.823	-35.332	0.000	0.000	0.000	-3,020.345	-7.258	0.000	7.258	-1.922
38.00	-31.755	-35.023	0.000	0.000	0.000	-2,988.523	-7.667	0.000	7.667	-1.979
39.00	-31.687	-34.714	0.000	0.000	0.000	-2,956.768	-8.088	0.000	8.088	-2.036
40.00	-31.618	-34.407	0.000	0.000	0.000	-2,925.082	-8.521	0.000	8.521	-2.092
41.00	-31.548	-34.101	0.000	0.000	0.000	-2,893.465	-8.965	0.000	8.965	-2.150
42.00	-31.477	-33.796	0.000	0.000	0.000	-2,861.917	-9.422	0.000	9.422	-2.207
42.96	-31.394	-33.520	0.000	0.000	0.000	-2,831.808	-9.870	0.000	9.870	-2.262
43.00	-31.406	-33.484	0.000	0.000	0.000	-2,830.445	-9.890	0.000	9.890	-2.265
44.00	-31.326	-33.004	0.000	0.000	0.000	-2,799.039	-10.371	0.000	10.371	-2.323
45.00	-31.245	-32.527	0.000	0.000	0.000	-2,767.713	-10.864	0.000	10.864	-2.381
46.00	-31.163	-32.052	0.000	0.000	0.000	-2,736.469	-11.369	0.000	11.369	-2.439
47.00	-31.080	-31.578	0.000	0.000	0.000	-2,705.306	-11.886	0.000	11.886	-2.498
48.00	-30.996	-31.107	0.000	0.000	0.000	-2,674.227	-12.416	0.000	12.416	-2.557
49.00	-30.896	-30.653	0.000	0.000	0.000	-2,643.232	-12.958	0.000	12.958	-2.616

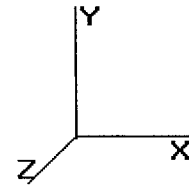
Pole : 302506
 Location : Winchester CT 3, CT
 Height : 180.0 (ft)
 Base Dia : 52.75 (in)
 Top Dia : 15.00 (in)
 Shape : 18 Sides
 Taper : 0.219444 (in/ft)

Code: TIA/EIA-222 Rev F

Base Elev : 0.000 (ft)

9/14/2012 4:06:42 PM

Page: 27



Copyright © 2007 - 2011 by American Tower Corporation. All rights reserved.

Load Case: No Ice **80.00 mph Wind with No Ice** **38 Iterations**

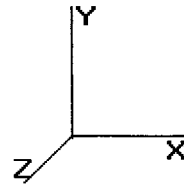
Gust Response Factor : 1.69
 Dead Load Factor : 1.00
 Wind Load Factor : 1.00

49.04	-30.907	-30.620	0.000	0.000	0.000	-2,641.999	-12.980	0.000	12.980	-2.618
50.00	-30.836	-30.356	0.000	0.000	0.000	-2,612.326	-13.512	0.000	13.512	-2.675
51.00	-30.762	-30.083	0.000	0.000	0.000	-2,581.491	-14.080	0.000	14.080	-2.741
52.00	-30.687	-29.810	0.000	0.000	0.000	-2,550.730	-14.661	0.000	14.661	-2.807
53.00	-30.612	-29.538	0.000	0.000	0.000	-2,520.043	-15.256	0.000	15.256	-2.873
54.00	-30.536	-29.267	0.000	0.000	0.000	-2,489.432	-15.865	0.000	15.865	-2.939
55.00	-30.460	-28.997	0.000	0.000	0.000	-2,458.896	-16.488	0.000	16.488	-3.006
56.00	-30.383	-28.728	0.000	0.000	0.000	-2,428.437	-17.124	0.000	17.124	-3.073
57.00	-30.306	-28.460	0.000	0.000	0.000	-2,398.054	-17.775	0.000	17.775	-3.140
58.00	-30.228	-28.193	0.000	0.000	0.000	-2,367.749	-18.440	0.000	18.440	-3.207
59.00	-30.150	-27.927	0.000	0.000	0.000	-2,337.522	-19.119	0.000	19.119	-3.274
60.00	-30.071	-27.662	0.000	0.000	0.000	-2,307.373	-19.812	0.000	19.812	-3.342
61.00	-29.991	-27.397	0.000	0.000	0.000	-2,277.303	-20.519	0.000	20.519	-3.410
62.00	-29.912	-27.134	0.000	0.000	0.000	-2,247.312	-21.240	0.000	21.240	-3.478
63.00	-29.831	-26.872	0.000	0.000	0.000	-2,217.401	-21.976	0.000	21.976	-3.547
64.00	-29.750	-26.611	0.000	0.000	0.000	-2,187.570	-22.726	0.000	22.726	-3.615
65.00	-29.669	-26.351	0.000	0.000	0.000	-2,157.821	-23.491	0.000	23.491	-3.684
66.00	-29.587	-26.092	0.000	0.000	0.000	-2,128.152	-24.269	0.000	24.269	-3.753
67.00	-29.505	-25.834	0.000	0.000	0.000	-2,098.566	-25.063	0.000	25.063	-3.823
68.00	-29.423	-25.577	0.000	0.000	0.000	-2,069.061	-25.871	0.000	25.871	-3.892
69.00	-29.340	-25.321	0.000	0.000	0.000	-2,039.639	-26.693	0.000	26.693	-3.962
70.00	-29.256	-25.067	0.000	0.000	0.000	-2,010.300	-27.530	0.000	27.530	-4.032
71.00	-29.172	-24.813	0.000	0.000	0.000	-1,981.045	-28.381	0.000	28.381	-4.102
72.00	-29.088	-24.560	0.000	0.000	0.000	-1,951.873	-29.248	0.000	29.248	-4.172
73.00	-29.003	-24.308	0.000	0.000	0.000	-1,922.786	-30.129	0.000	30.129	-4.243
74.00	-28.918	-24.057	0.000	0.000	0.000	-1,893.783	-31.024	0.000	31.024	-4.313
75.00	-28.832	-23.807	0.000	0.000	0.000	-1,864.866	-31.935	0.000	31.935	-4.384
76.00	-28.747	-23.559	0.000	0.000	0.000	-1,836.034	-32.860	0.000	32.860	-4.455
77.00	-28.660	-23.311	0.000	0.000	0.000	-1,807.288	-33.800	0.000	33.800	-4.526
78.00	-28.570	-23.064	0.000	0.000	0.000	-1,778.629	-34.755	0.000	34.755	-4.598
79.00	-28.483	-22.819	0.000	0.000	0.000	-1,750.059	-35.725	0.000	35.725	-4.669
80.00	-28.396	-22.574	0.000	0.000	0.000	-1,721.576	-36.710	0.000	36.710	-4.741
81.00	-28.308	-22.331	0.000	0.000	0.000	-1,693.181	-37.710	0.000	37.710	-4.813
82.00	-28.220	-22.089	0.000	0.000	0.000	-1,664.873	-38.725	0.000	38.725	-4.885
83.00	-28.132	-21.848	0.000	0.000	0.000	-1,636.654	-39.755	0.000	39.755	-4.957
84.00	-28.043	-21.608	0.000	0.000	0.000	-1,608.523	-40.800	0.000	40.800	-5.029
85.00	-27.954	-21.369	0.000	0.000	0.000	-1,580.481	-41.859	0.000	41.859	-5.101
86.00	-27.864	-21.131	0.000	0.000	0.000	-1,552.528	-42.935	0.000	42.935	-5.173
87.00	-27.768	-20.902	0.000	0.000	0.000	-1,524.665	-44.025	0.000	44.025	-5.246
87.54	-27.719	-20.776	0.000	0.000	0.000	-1,509.673	-44.620	0.000	44.620	-5.285
88.00	-27.679	-20.605	0.000	0.000	0.000	-1,496.920	-45.130	0.000	45.130	-5.319
89.00	-27.576	-20.255	0.000	0.000	0.000	-1,469.242	-46.250	0.000	46.250	-5.391
90.00	-27.472	-19.907	0.000	0.000	0.000	-1,441.667	-47.386	0.000	47.386	-5.464
91.00	-27.369	-19.561	0.000	0.000	0.000	-1,414.195	-48.537	0.000	48.537	-5.537
92.00	-27.258	-19.226	0.000	0.000	0.000	-1,386.827	-49.703	0.000	49.703	-5.609
92.46	-27.211	-19.068	0.000	0.000	0.000	-1,374.382	-50.240	0.000	50.240	-5.643
93.00	-27.168	-18.943	0.000	0.000	0.000	-1,359.595	-50.884	0.000	50.884	-5.682
94.00	-27.079	-18.730	0.000	0.000	0.000	-1,332.428	-52.081	0.000	52.081	-5.764
95.00	-26.668	-18.360	0.000	0.000	0.000	-1,305.349	-53.296	0.000	53.296	-5.846
96.00	-26.578	-18.150	0.000	0.000	0.000	-1,278.682	-54.527	0.000	54.527	-5.928
97.00	-26.488	-17.941	0.000	0.000	0.000	-1,252.105	-55.776	0.000	55.776	-6.010
98.00	-26.397	-17.733	0.000	0.000	0.000	-1,225.618	-57.041	0.000	57.041	-6.092
99.00	-26.306	-17.526	0.000	0.000	0.000	-1,199.221	-58.324	0.000	58.324	-6.173
100.0	-26.215	-17.320	0.000	0.000	0.000	-1,172.916	-59.624	0.000	59.624	-6.255
101.0	-26.124	-17.115	0.000	0.000	0.000	-1,146.701	-60.940	0.000	60.940	-6.336
102.0	-26.032	-16.911	0.000	0.000	0.000	-1,120.578	-62.274	0.000	62.274	-6.417
103.0	-25.940	-16.709	0.000	0.000	0.000	-1,094.547	-63.624	0.000	63.624	-6.498

Pole : 302506
 Location : Winchester CT 3, CT
 Height : 180.0 (ft)
 Base Dia : 52.75 (in)
 Top Dia : 15.00 (in)
 Shape : 18 Sides
 Taper : 0.219444 (in/ft)

Code: TIA/EIA-222 Rev F

Base Elev : 0.000 (ft)



9/14/2012 4:06:42 PM

Page: 28

Copyright © 2007 - 2011 by American Tower Corporation. All rights reserved.

Load Case: No Ice	80.00 mph Wind with No Ice	38 Iterations
Gust Response Factor : 1.69		
Dead Load Factor : 1.00		
Wind Load Factor : 1.00		

104.0	-25.847	-16.507	0.000	0.000	0.000	-1,068.608	-64.991	0.000	64.991	-6.579
105.0	-25.271	-16.284	0.000	0.000	0.000	-1,042.762	-66.375	0.000	66.375	-6.660
106.0	-25.179	-16.090	0.000	0.000	0.000	-1,017.491	-67.776	0.000	67.776	-6.740
107.0	-25.086	-15.898	0.000	0.000	0.000	-992.313	-69.193	0.000	69.193	-6.820
108.0	-24.993	-15.706	0.000	0.000	0.000	-967.228	-70.627	0.000	70.627	-6.900
109.0	-24.899	-15.516	0.000	0.000	0.000	-942.236	-72.078	0.000	72.078	-6.979
110.0	-24.806	-15.327	0.000	0.000	0.000	-917.337	-73.545	0.000	73.545	-7.058
111.0	-24.712	-15.139	0.000	0.000	0.000	-892.531	-75.028	0.000	75.028	-7.137
112.0	-24.618	-14.952	0.000	0.000	0.000	-867.820	-76.528	0.000	76.528	-7.215
113.0	-24.523	-14.766	0.000	0.000	0.000	-843.203	-78.044	0.000	78.044	-7.293
114.0	-24.424	-14.590	0.000	0.000	0.000	-818.680	-79.576	0.000	79.576	-7.370
114.5	-22.031	-13.122	0.000	0.000	0.000	-806.468	-80.348	0.000	80.348	-7.408
115.0	-21.987	-13.029	0.000	0.000	0.000	-795.453	-81.124	0.000	81.124	-7.447
116.0	-21.891	-12.857	0.000	0.000	0.000	-773.466	-82.687	0.000	82.687	-7.523
117.0	-21.795	-12.687	0.000	0.000	0.000	-751.575	-84.267	0.000	84.267	-7.599
118.0	-21.699	-12.518	0.000	0.000	0.000	-729.781	-85.863	0.000	85.863	-7.675
119.0	-21.602	-12.350	0.000	0.000	0.000	-708.082	-87.474	0.000	87.474	-7.750
120.0	-21.506	-12.183	0.000	0.000	0.000	-686.480	-89.100	0.000	89.100	-7.824
121.0	-21.409	-12.017	0.000	0.000	0.000	-664.975	-90.742	0.000	90.742	-7.898
122.0	-21.312	-11.853	0.000	0.000	0.000	-643.566	-92.399	0.000	92.399	-7.972
123.0	-21.215	-11.690	0.000	0.000	0.000	-622.254	-94.072	0.000	94.072	-8.044
124.0	-21.118	-11.528	0.000	0.000	0.000	-601.040	-95.759	0.000	95.759	-8.116
125.0	-16.977	-10.181	0.000	0.000	0.000	-579.922	-97.461	0.000	97.461	-8.187
126.0	-16.895	-10.034	0.000	0.000	0.000	-562.946	-99.178	0.000	99.178	-8.258
127.0	-16.814	-9.887	0.000	0.000	0.000	-546.051	-100.909	0.000	100.909	-8.328
128.0	-16.733	-9.742	0.000	0.000	0.000	-529.237	-102.655	0.000	102.655	-8.398
129.0	-16.651	-9.598	0.000	0.000	0.000	-512.505	-104.416	0.000	104.416	-8.468
130.0	-16.570	-9.455	0.000	0.000	0.000	-495.854	-106.190	0.000	106.190	-8.537
131.0	-16.489	-9.313	0.000	0.000	0.000	-479.284	-107.979	0.000	107.979	-8.605
132.0	-15.945	-8.929	0.000	0.000	0.000	-462.795	-109.783	0.000	109.783	-8.673
132.1	-15.940	-8.905	0.000	0.000	0.000	-460.885	-109.999	0.000	109.999	-8.681
133.0	-15.861	-8.737	0.000	0.000	0.000	-446.855	-111.600	0.000	111.600	-8.741
134.0	-13.112	-7.219	0.000	0.000	0.000	-430.995	-113.431	0.000	113.431	-8.807
135.0	-13.022	-7.047	0.000	0.000	0.000	-417.883	-115.275	0.000	115.275	-8.874
135.8	-12.941	-6.902	0.000	0.000	0.000	-406.557	-116.891	0.000	116.891	-8.931
136.0	-12.936	-6.879	0.000	0.000	0.000	-404.872	-117.134	0.000	117.134	-8.940
137.0	-12.864	-6.780	0.000	0.000	0.000	-391.935	-119.010	0.000	119.010	-9.043
138.0	-12.791	-6.681	0.000	0.000	0.000	-379.072	-120.907	0.000	120.907	-9.145
139.0	-12.718	-6.583	0.000	0.000	0.000	-366.281	-122.826	0.000	122.826	-9.247
140.0	-11.254	-6.037	0.000	0.000	0.000	-349.102	-124.765	0.000	124.765	-9.348
141.0	-11.182	-5.949	0.000	0.000	0.000	-337.848	-126.725	0.000	126.725	-9.447
142.0	-11.109	-5.861	0.000	0.000	0.000	-326.666	-128.705	0.000	128.705	-9.545
143.0	-11.037	-5.774	0.000	0.000	0.000	-315.557	-130.706	0.000	130.706	-9.643
144.0	-10.964	-5.688	0.000	0.000	0.000	-304.521	-132.727	0.000	132.727	-9.740
145.0	-10.892	-5.603	0.000	0.000	0.000	-293.557	-134.768	0.000	134.768	-9.837
146.0	-10.820	-5.519	0.000	0.000	0.000	-282.665	-136.829	0.000	136.829	-9.933
147.0	-10.748	-5.435	0.000	0.000	0.000	-271.845	-138.909	0.000	138.909	-10.028
148.0	-10.676	-5.353	0.000	0.000	0.000	-261.097	-141.009	0.000	141.009	-10.122
149.0	-10.604	-5.271	0.000	0.000	0.000	-250.421	-143.128	0.000	143.128	-10.215
150.0	-10.180	-5.085	0.000	0.000	0.000	-239.522	-145.266	0.000	145.266	-10.306
151.0	-10.109	-5.006	0.000	0.000	0.000	-229.342	-147.423	0.000	147.423	-10.397
152.0	-10.037	-4.928	0.000	0.000	0.000	-219.233	-149.599	0.000	149.599	-10.486
153.0	-9.966	-4.851	0.000	0.000	0.000	-209.196	-151.792	0.000	151.792	-10.574
154.0	-9.895	-4.775	0.000	0.000	0.000	-199.230	-154.004	0.000	154.004	-10.661
155.0	-9.824	-4.699	0.000	0.000	0.000	-189.335	-156.234	0.000	156.234	-10.746
156.0	-9.753	-4.624	0.000	0.000	0.000	-179.512	-158.480	0.000	158.480	-10.830
157.0	-9.682	-4.551	0.000	0.000	0.000	-169.759	-160.744	0.000	160.744	-10.911

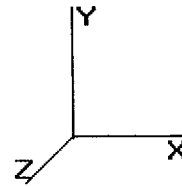
Pole : 302506
 Location : Winchester CT 3, CT
 Height : 180.0 (ft)
 Base Dia : 52.75 (in)
 Top Dia : 15.00 (in)
 Shape : 18 Sides
 Taper : 0.219444 (in/ft)

Code: TIA/EIA-222 Rev F

9/14/2012 4:06:42 PM

Page: 29

Base Elev : 0.000 (ft)



Copyright © 2007 - 2011 by American Tower Corporation. All rights reserved.

Load Case: No Ice 80.00 mph Wind with No Ice 38 Iterations
 Gust Response Factor : 1.69
 Dead Load Factor : 1.00
 Wind Load Factor : 1.00

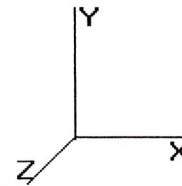
158.0	-9.612	-4.478	0.000	0.000	0.000	-160.077	-163.024	0.000	163.024	-10.991
159.0	-9.541	-4.406	0.000	0.000	0.000	-150.465	-165.321	0.000	165.321	-11.068
160.0	-9.471	-4.335	0.000	0.000	0.000	-140.925	-167.633	0.000	167.633	-11.144
161.0	-9.400	-4.265	0.000	0.000	0.000	-131.454	-169.961	0.000	169.961	-11.216
162.0	-9.330	-4.196	0.000	0.000	0.000	-122.054	-172.303	0.000	172.303	-11.287
163.0	-9.260	-4.128	0.000	0.000	0.000	-112.724	-174.659	0.000	174.659	-11.354
164.0	-9.190	-4.061	0.000	0.000	0.000	-103.464	-177.029	0.000	177.029	-11.418
165.0	-9.120	-3.995	0.000	0.000	0.000	-94.274	-179.411	0.000	179.411	-11.479
166.0	-6.239	-3.289	0.000	0.000	0.000	-85.154	-181.806	0.000	181.806	-11.536
167.0	-6.189	-3.238	0.000	0.000	0.000	-78.915	-184.212	0.000	184.212	-11.590
168.0	-6.139	-3.188	0.000	0.000	0.000	-72.727	-186.629	0.000	186.629	-11.642
169.0	-6.090	-3.139	0.000	0.000	0.000	-66.588	-189.056	0.000	189.056	-11.692
170.0	-6.041	-3.091	0.000	0.000	0.000	-60.498	-191.493	0.000	191.493	-11.739
171.0	-5.993	-3.043	0.000	0.000	0.000	-54.457	-193.940	0.000	193.940	-11.783
172.0	-5.944	-2.996	0.000	0.000	0.000	-48.464	-196.395	0.000	196.395	-11.824
173.0	-5.896	-2.950	0.000	0.000	0.000	-42.520	-198.858	0.000	198.858	-11.862
174.0	-4.402	-1.677	0.000	0.000	0.000	-36.624	-201.329	0.000	201.329	-11.896
175.0	-4.354	-1.633	0.000	0.000	0.000	-32.222	-203.806	0.000	203.806	-11.928
176.0	-4.306	-1.590	0.000	0.000	0.000	-27.868	-206.290	0.000	206.290	-11.956
177.0	-4.259	-1.547	0.000	0.000	0.000	-23.562	-208.779	0.000	208.779	-11.981
178.0	-4.213	-1.505	0.000	0.000	0.000	-19.302	-211.272	0.000	211.272	-12.003
179.0	-4.167	-1.464	0.000	0.000	0.000	-15.090	-213.770	0.000	213.770	-12.021
180.0	-3.770	0.000	0.000	0.000	0.000	-10.923	-216.271	0.000	216.271	-12.036

Pole : 302506
 Location : Winchester CT 3, CT
 Height : 180.0 (ft)
 Base Dia : 52.75 (in)
 Top Dia : 15.00 (in)
 Shape : 18 Sides
 Taper : 0.219444 (in/ft)

Code: TIA/EIA-222 Rev F

Base Elev : 0.000 (ft)

Copyright © 2007 - 2011 by American Tower Corporation. All rights reserved.



9/14/2012 4:06:42 PM

Page: 30

Load Case: No Ice	80.00 mph Wind with No Ice	38 Iterations
Gust Response Factor : 1.69		
Dead Load Factor : 1.00		
Wind Load Factor : 1.00		

Calculated Stresses

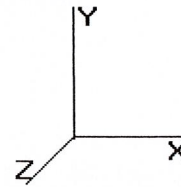
Seg Elev (ft)	Applied Stresses							Allowable Stress (Fb) (ksi)	Stress Ratio	
	Axial (Y) (ksi)	Shear (X) (ksi)	Shear (Z) (ksi)	Torsion (ksi)	Bending (X) (ksi)	Bending (Z) (ksi)	Combined (ksi)			
0.00	0.65	0.95	0.00	0.00	0.00	54.30	54.98	52.0	0.0	1.058
1.00	0.65	0.95	0.00	0.00	0.00	54.32	54.99	52.0	0.0	1.058
2.00	0.65	0.95	0.00	0.00	0.00	54.33	55.01	52.0	0.0	1.058
3.00	0.65	0.96	0.00	0.00	0.00	54.35	55.03	52.0	0.0	1.059
4.00	0.65	0.96	0.00	0.00	0.00	54.37	55.04	52.0	0.0	1.059
5.00	0.64	0.96	0.00	0.00	0.00	54.39	55.05	52.0	0.0	1.059
6.00	0.64	0.96	0.00	0.00	0.00	54.40	55.07	52.0	0.0	1.059
7.00	0.64	0.96	0.00	0.00	0.00	54.41	55.08	52.0	0.0	1.060
8.00	0.64	0.97	0.00	0.00	0.00	54.43	55.09	52.0	0.0	1.060
9.00	0.64	0.97	0.00	0.00	0.00	54.44	55.10	52.0	0.0	1.060
10.00	0.63	0.97	0.00	0.00	0.00	54.45	55.11	52.0	0.0	1.060
11.00	0.63	0.97	0.00	0.00	0.00	54.46	55.12	52.0	0.0	1.060
12.00	0.63	0.98	0.00	0.00	0.00	54.47	55.12	52.0	0.0	1.061
13.00	0.63	0.98	0.00	0.00	0.00	54.48	55.13	52.0	0.0	1.061
14.00	0.63	0.98	0.00	0.00	0.00	54.48	55.13	52.0	0.0	1.061
15.00	0.62	0.98	0.00	0.00	0.00	54.49	55.14	52.0	0.0	1.061
16.00	0.62	0.99	0.00	0.00	0.00	54.49	55.14	52.0	0.0	1.061
17.00	0.62	0.99	0.00	0.00	0.00	54.50	55.14	52.0	0.0	1.061
18.00	0.62	0.99	0.00	0.00	0.00	54.50	55.14	52.0	0.0	1.061
19.00	0.61	0.99	0.00	0.00	0.00	54.50	55.14	52.0	0.0	1.061
20.00	0.61	1.00	0.00	0.00	0.00	54.50	55.14	52.0	0.0	1.061
21.00	0.61	1.00	0.00	0.00	0.00	54.49	55.13	52.0	0.0	1.061
22.00	0.61	1.00	0.00	0.00	0.00	54.49	55.13	52.0	0.0	1.061
23.00	0.61	1.01	0.00	0.00	0.00	54.49	55.12	52.0	0.0	1.060
24.00	0.60	1.01	0.00	0.00	0.00	54.48	55.11	52.0	0.0	1.060
25.00	0.60	1.01	0.00	0.00	0.00	54.47	55.10	52.0	0.0	1.060
26.00	0.60	1.01	0.00	0.00	0.00	54.46	55.09	52.0	0.0	1.060
27.00	0.60	1.02	0.00	0.00	0.00	54.45	55.07	52.0	0.0	1.060
28.00	0.60	1.02	0.00	0.00	0.00	54.44	55.06	52.0	0.0	1.059
29.00	0.59	1.02	0.00	0.00	0.00	54.42	55.04	52.0	0.0	1.059
30.00	0.59	1.02	0.00	0.00	0.00	54.40	55.02	52.0	0.0	1.059
31.00	0.59	1.03	0.00	0.00	0.00	54.39	55.00	52.0	0.0	1.058
32.00	0.59	1.03	0.00	0.00	0.00	54.37	54.98	52.0	0.0	1.058
33.00	0.58	1.03	0.00	0.00	0.00	54.34	54.96	52.0	0.0	1.057
34.00	0.58	1.04	0.00	0.00	0.00	54.32	54.93	52.0	0.0	1.057
35.00	0.58	1.04	0.00	0.00	0.00	54.30	54.91	52.0	0.0	1.056
36.00	0.58	1.04	0.00	0.00	0.00	54.27	54.88	52.0	0.0	1.056
37.00	0.58	1.05	0.00	0.00	0.00	54.24	54.84	52.0	0.0	1.055
38.00	0.57	1.05	0.00	0.00	0.00	54.21	54.81	52.0	0.0	1.055
39.00	0.57	1.05	0.00	0.00	0.00	54.17	54.77	52.0	0.0	1.054
40.00	0.57	1.05	0.00	0.00	0.00	54.14	54.74	52.0	0.0	1.053
41.00	0.57	1.06	0.00	0.00	0.00	54.10	54.70	52.0	0.0	1.052
42.00	0.56	1.06	0.00	0.00	0.00	54.06	54.65	52.0	0.0	1.051
42.96	0.56	1.06	0.00	0.00	0.00	54.02	54.61	52.0	0.0	1.051
43.00	0.56	1.06	0.00	0.00	0.00	54.01	54.61	52.0	0.0	1.051
44.00	0.56	1.07	0.00	0.00	0.00	53.97	54.56	52.0	0.0	1.050
45.00	0.55	1.07	0.00	0.00	0.00	53.92	54.50	52.0	0.0	1.049
46.00	0.55	1.07	0.00	0.00	0.00	53.87	54.45	52.0	0.0	1.048
47.00	0.54	1.07	0.00	0.00	0.00	53.82	54.39	52.0	0.0	1.046
48.00	0.54	1.08	0.00	0.00	0.00	53.76	54.33	52.0	0.0	1.045
49.00	0.53	1.08	0.00	0.00	0.00	53.71	54.27	52.0	0.0	1.044

Pole : 302506
 Location : Winchester CT 3, CT
 Height : 180.0 (ft)
 Base Dia : 52.75 (in)
 Top Dia : 15.00 (in)
 Shape : 18 Sides
 Taper : 0.219444 (in/ft)

Code: TIA/EIA-222 Rev F

Base Elev : 0.000 (ft)

Copyright © 2007 - 2011 by American Tower Corporation. All rights reserved.



9/14/2012 4:06:42 PM

Page: 31

Load Case: No Ice 80.00 mph Wind with No Ice 38 Iterations
 Gust Response Factor : 1.69
 Dead Load Factor : 1.00
 Wind Load Factor : 1.00

49.04	0.61	1.24	0.00	0.00	0.00	60.17	60.82	52.0	0.0	1.170
50.00	0.61	1.24	0.00	0.00	0.00	60.10	60.74	52.0	0.0	1.169
51.00	0.60	1.24	0.00	0.00	0.00	60.01	60.65	52.0	0.0	1.167
52.00	0.60	1.25	0.00	0.00	0.00	59.93	60.56	52.0	0.0	1.165
53.00	0.60	1.25	0.00	0.00	0.00	59.84	60.47	52.0	0.0	1.163
54.00	0.60	1.25	0.00	0.00	0.00	59.74	60.38	52.0	0.0	1.162
55.00	0.59	1.26	0.00	0.00	0.00	59.64	60.28	52.0	0.0	1.160
56.00	0.59	1.26	0.00	0.00	0.00	59.54	60.17	52.0	0.0	1.158
57.00	0.59	1.26	0.00	0.00	0.00	59.44	60.07	52.0	0.0	1.156
58.00	0.59	1.27	0.00	0.00	0.00	59.33	59.96	52.0	0.0	1.154
59.00	0.58	1.27	0.00	0.00	0.00	59.22	59.84	52.0	0.0	1.151
60.00	0.58	1.27	0.00	0.00	0.00	59.10	59.72	52.0	0.0	1.149
61.00	0.58	1.28	0.00	0.00	0.00	58.98	59.60	52.0	0.0	1.147
62.00	0.58	1.28	0.00	0.00	0.00	58.85	59.47	52.0	0.0	1.144
63.00	0.57	1.29	0.00	0.00	0.00	58.72	59.34	52.0	0.0	1.142
64.00	0.57	1.29	0.00	0.00	0.00	58.59	59.20	52.0	0.0	1.139
65.00	0.57	1.29	0.00	0.00	0.00	58.45	59.06	52.0	0.0	1.136
66.00	0.57	1.30	0.00	0.00	0.00	58.31	58.92	52.0	0.0	1.134
67.00	0.56	1.30	0.00	0.00	0.00	58.16	58.76	52.0	0.0	1.131
68.00	0.56	1.30	0.00	0.00	0.00	58.00	58.61	52.0	0.0	1.128
69.00	0.56	1.31	0.00	0.00	0.00	57.84	58.45	52.0	0.0	1.125
70.00	0.56	1.31	0.00	0.00	0.00	57.68	58.28	52.0	0.0	1.121
71.00	0.56	1.32	0.00	0.00	0.00	57.51	58.11	52.0	0.0	1.118
72.00	0.55	1.32	0.00	0.00	0.00	57.33	57.93	52.0	0.0	1.115
73.00	0.55	1.32	0.00	0.00	0.00	57.15	57.75	52.0	0.0	1.111
74.00	0.55	1.33	0.00	0.00	0.00	56.97	57.56	52.0	0.0	1.107
75.00	0.55	1.33	0.00	0.00	0.00	56.77	57.37	52.0	0.0	1.104
76.00	0.54	1.34	0.00	0.00	0.00	56.57	57.16	52.0	0.0	1.100
77.00	0.54	1.34	0.00	0.00	0.00	56.37	56.96	52.0	0.0	1.096
78.00	0.54	1.34	0.00	0.00	0.00	56.16	56.74	52.0	0.0	1.092
79.00	0.54	1.35	0.00	0.00	0.00	55.94	56.52	52.0	0.0	1.087
80.00	0.53	1.35	0.00	0.00	0.00	55.71	56.29	52.0	0.0	1.083
81.00	0.53	1.36	0.00	0.00	0.00	55.48	56.06	52.0	0.0	1.079
82.00	0.53	1.36	0.00	0.00	0.00	55.24	55.82	52.0	0.0	1.074
83.00	0.53	1.36	0.00	0.00	0.00	54.99	55.57	52.0	0.0	1.069
84.00	0.52	1.37	0.00	0.00	0.00	54.74	55.31	52.0	0.0	1.064
85.00	0.52	1.37	0.00	0.00	0.00	54.47	55.04	52.0	0.0	1.059
86.00	0.52	1.38	0.00	0.00	0.00	54.20	54.77	52.0	0.0	1.054
87.00	0.52	1.38	0.00	0.00	0.00	53.92	54.49	52.0	0.0	1.048
87.54	0.51	1.38	0.00	0.00	0.00	53.77	54.33	52.0	0.0	1.045
88.00	0.51	1.39	0.00	0.00	0.00	53.63	54.20	52.0	0.0	1.043
89.00	0.51	1.39	0.00	0.00	0.00	53.33	53.89	52.0	0.0	1.037
90.00	0.50	1.39	0.00	0.00	0.00	53.03	53.58	52.0	0.0	1.031
91.00	0.50	1.40	0.00	0.00	0.00	52.71	53.26	52.0	0.0	1.025
92.00	0.49	1.40	0.00	0.00	0.00	52.39	52.93	52.0	0.0	1.018
92.46	0.57	1.65	0.00	0.00	0.00	60.01	60.65	52.0	0.0	1.167
93.00	0.57	1.65	0.00	0.00	0.00	59.79	60.43	52.0	0.0	1.163
94.00	0.57	1.66	0.00	0.00	0.00	59.38	60.02	52.0	0.0	1.155
95.00	0.56	1.64	0.00	0.00	0.00	58.95	59.58	52.0	0.0	1.146
96.00	0.56	1.65	0.00	0.00	0.00	58.53	59.16	52.0	0.0	1.138
97.00	0.56	1.65	0.00	0.00	0.00	58.09	58.72	52.0	0.0	1.130
98.00	0.55	1.66	0.00	0.00	0.00	57.64	58.27	52.0	0.0	1.121
99.00	0.55	1.67	0.00	0.00	0.00	57.18	57.80	52.0	0.0	1.112
100.00	0.55	1.67	0.00	0.00	0.00	56.70	57.32	52.0	0.0	1.103
101.00	0.55	1.68	0.00	0.00	0.00	56.21	56.83	52.0	0.0	1.093
102.00	0.54	1.68	0.00	0.00	0.00	55.70	56.32	52.0	0.0	1.084
103.00	0.54	1.69	0.00	0.00	0.00	55.18	55.80	52.0	0.0	1.074

Pole : 302506
 Location : Winchester CT 3, CT
 Height : 180.0 (ft)
 Base Dia : 52.75 (in)
 Top Dia : 15.00 (in)
 Shape : 18 Sides
 Taper : 0.219444 (in/ft)

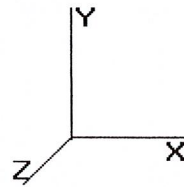
Code: TIA/EIA-222 Rev F

9/14/2012 4:06:42 PM

Page: 32

Base Elev : 0.000 (ft)

Copyright © 2007 - 2011 by American Tower Corporation. All rights reserved.



Load Case: No Ice	80.00 mph Wind with No Ice	38 Iterations
Gust Response Factor : 1.69		
Dead Load Factor : 1.00		
Wind Load Factor : 1.00		

104.00	0.54	1.69	0.00	0.00	0.00	54.64	55.26	52.0	0.0	1.063
105.00	0.53	1.67	0.00	0.00	0.00	54.09	54.70	52.0	0.0	1.052
106.00	0.53	1.67	0.00	0.00	0.00	53.54	54.15	52.0	0.0	1.042
107.00	0.53	1.68	0.00	0.00	0.00	52.98	53.59	52.0	0.0	1.031
108.00	0.53	1.69	0.00	0.00	0.00	52.40	53.01	52.0	0.0	1.020
109.00	0.52	1.69	0.00	0.00	0.00	51.80	52.41	52.0	0.0	1.008
110.00	0.52	1.70	0.00	0.00	0.00	51.19	51.79	52.0	0.0	0.996
111.00	0.52	1.70	0.00	0.00	0.00	50.55	51.15	52.0	0.0	0.984
112.00	0.52	1.71	0.00	0.00	0.00	49.89	50.50	52.0	0.0	0.972
113.00	0.51	1.72	0.00	0.00	0.00	49.22	49.82	52.0	0.0	0.959
114.00	0.51	1.72	0.00	0.00	0.00	48.52	49.12	52.0	0.0	0.945
114.50	0.46	1.56	0.00	0.00	0.00	48.17	48.70	52.0	0.0	0.937
115.00	0.46	1.56	0.00	0.00	0.00	47.88	48.41	52.0	0.0	0.931
116.00	0.46	1.57	0.00	0.00	0.00	47.28	47.82	52.0	0.0	0.920
117.00	0.45	1.57	0.00	0.00	0.00	46.67	47.20	52.0	0.0	0.908
118.00	0.45	1.58	0.00	0.00	0.00	46.03	46.56	52.0	0.0	0.896
119.00	0.45	1.58	0.00	0.00	0.00	45.38	45.91	52.0	0.0	0.883
120.00	0.45	1.59	0.00	0.00	0.00	44.70	45.23	52.0	0.0	0.870
121.00	0.44	1.60	0.00	0.00	0.00	44.01	44.54	52.0	0.0	0.857
122.00	0.44	1.60	0.00	0.00	0.00	43.29	43.82	52.0	0.0	0.843
123.00	0.44	1.61	0.00	0.00	0.00	42.55	43.08	52.0	0.0	0.829
124.00	0.44	1.61	0.00	0.00	0.00	41.78	42.31	52.0	0.0	0.814
125.00	0.39	1.31	0.00	0.00	0.00	40.99	41.44	52.0	0.0	0.797
126.00	0.39	1.31	0.00	0.00	0.00	40.46	40.91	52.0	0.0	0.787
127.00	0.38	1.32	0.00	0.00	0.00	39.92	40.37	52.0	0.0	0.777
128.00	0.38	1.32	0.00	0.00	0.00	39.36	39.81	52.0	0.0	0.766
129.00	0.38	1.33	0.00	0.00	0.00	38.78	39.22	52.0	0.0	0.755
130.00	0.38	1.33	0.00	0.00	0.00	38.17	38.62	52.0	0.0	0.743
131.00	0.37	1.34	0.00	0.00	0.00	37.55	38.00	52.0	0.0	0.731
132.00	0.36	1.30	0.00	0.00	0.00	36.91	37.34	52.0	0.0	0.718
132.12	0.36	1.30	0.00	0.00	0.00	36.83	37.26	52.0	0.0	0.717
133.00	0.36	1.31	0.00	0.00	0.00	36.28	36.71	52.0	0.0	0.706
134.00	0.30	1.09	0.00	0.00	0.00	35.63	35.97	52.0	0.0	0.692
135.00	0.29	1.09	0.00	0.00	0.00	35.18	35.52	52.0	0.0	0.683
135.87	0.47	1.79	0.00	0.00	0.00	55.32	55.88	52.0	0.0	1.075
136.00	0.47	1.79	0.00	0.00	0.00	55.22	55.78	52.0	0.0	1.073
137.00	0.47	1.80	0.00	0.00	0.00	54.43	54.99	52.0	0.0	1.058
138.00	0.47	1.80	0.00	0.00	0.00	53.61	54.17	52.0	0.0	1.042
139.00	0.46	1.81	0.00	0.00	0.00	52.77	53.32	52.0	0.0	1.026
140.00	0.43	1.62	0.00	0.00	0.00	51.24	51.74	52.0	0.0	0.995
141.00	0.43	1.62	0.00	0.00	0.00	50.52	51.03	52.0	0.0	0.982
142.00	0.43	1.63	0.00	0.00	0.00	49.79	50.29	52.0	0.0	0.968
143.00	0.42	1.63	0.00	0.00	0.00	49.02	49.53	52.0	0.0	0.953
144.00	0.42	1.63	0.00	0.00	0.00	48.23	48.73	52.0	0.0	0.938
145.00	0.42	1.64	0.00	0.00	0.00	47.41	47.91	52.0	0.0	0.922
146.00	0.42	1.65	0.00	0.00	0.00	46.56	47.06	52.0	0.0	0.905
147.00	0.41	1.65	0.00	0.00	0.00	45.67	46.18	52.0	0.0	0.888
148.00	0.41	1.66	0.00	0.00	0.00	44.76	45.26	52.0	0.0	0.871
149.00	0.41	1.66	0.00	0.00	0.00	43.81	44.31	52.0	0.0	0.853
150.00	0.40	1.61	0.00	0.00	0.00	42.77	43.26	52.0	0.0	0.832
151.00	0.40	1.62	0.00	0.00	0.00	41.81	42.30	52.0	0.0	0.814
152.00	0.40	1.62	0.00	0.00	0.00	40.81	41.30	52.0	0.0	0.795
153.00	0.39	1.63	0.00	0.00	0.00	39.77	40.27	52.0	0.0	0.775
154.00	0.39	1.63	0.00	0.00	0.00	38.70	39.19	52.0	0.0	0.754
155.00	0.39	1.64	0.00	0.00	0.00	37.58	38.07	52.0	0.0	0.733
156.00	0.39	1.64	0.00	0.00	0.00	36.42	36.91	52.0	0.0	0.710
157.00	0.39	1.65	0.00	0.00	0.00	35.21	35.71	52.0	0.0	0.687

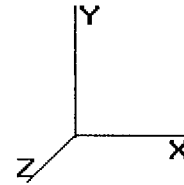
Pole : 302506
 Location : Winchester CT 3, CT
 Height : 180.0 (ft)
 Base Dia : 52.75 (in)
 Top Dia : 15.00 (in)
 Shape : 18 Sides
 Taper : 0.219444 (in/ft)

Code: TIA/EIA-222 Rev F

9/14/2012 4:06:42 PM

Page: 33

Base Elev : 0.000 (ft)



Copyright © 2007 - 2011 by American Tower Corporation. All rights reserved.

Load Case: No Ice		80.00 mph Wind with No Ice								38 Iterations	
Gust Response Factor : 1.69											
Dead Load Factor : 1.00											
Wind Load Factor : 1.00											
158.00	0.38	1.66	0.00	0.00	0.00	33.95	34.45	52.0	0.0	0.663	
159.00	0.38	1.66	0.00	0.00	0.00	32.64	33.15	52.0	0.0	0.638	
160.00	0.38	1.67	0.00	0.00	0.00	31.27	31.79	52.0	0.0	0.612	
161.00	0.38	1.68	0.00	0.00	0.00	29.85	30.37	52.0	0.0	0.584	
162.00	0.38	1.68	0.00	0.00	0.00	28.38	28.90	52.0	0.0	0.556	
163.00	0.37	1.69	0.00	0.00	0.00	26.83	27.36	52.0	0.0	0.526	
164.00	0.37	1.70	0.00	0.00	0.00	25.23	25.77	52.0	0.0	0.496	
165.00	0.37	1.71	0.00	0.00	0.00	23.55	24.10	52.0	0.0	0.464	
166.00	0.31	1.18	0.00	0.00	0.00	21.80	22.20	52.0	0.0	0.427	
167.00	0.31	1.19	0.00	0.00	0.00	20.71	21.12	52.0	0.0	0.406	
168.00	0.31	1.19	0.00	0.00	0.00	19.57	19.98	52.0	0.0	0.384	
169.00	0.31	1.20	0.00	0.00	0.00	18.38	18.80	52.0	0.0	0.362	
170.00	0.31	1.20	0.00	0.00	0.00	17.14	17.57	52.0	0.0	0.338	
171.00	0.30	1.21	0.00	0.00	0.00	15.83	16.27	52.0	0.0	0.313	
172.00	0.30	1.22	0.00	0.00	0.00	14.47	14.92	52.0	0.0	0.287	
173.00	0.30	1.22	0.00	0.00	0.00	13.04	13.51	52.0	0.0	0.260	
174.00	0.17	0.92	0.00	0.00	0.00	11.54	11.82	52.0	0.0	0.227	
175.00	0.17	0.93	0.00	0.00	0.00	10.44	10.73	52.0	0.0	0.206	
176.00	0.17	0.93	0.00	0.00	0.00	9.28	9.59	52.0	0.0	0.184	
177.00	0.17	0.93	0.00	0.00	0.00	8.07	8.40	52.0	0.0	0.162	
178.00	0.17	0.94	0.00	0.00	0.00	6.81	7.16	52.0	0.0	0.138	
179.00	0.16	0.94	0.00	0.00	0.00	5.48	5.87	52.0	0.0	0.113	
180.00	0.00	0.86	0.00	0.00	0.00	4.09	4.35	52.0	0.0	0.084	

Pole : 302506
 Location : Winchester CT 3, CT
 Height : 180.0 (ft)
 Base Dia : 52.75 (in)
 Top Dia : 15.00 (in)
 Shape : 18 Sides
 Taper : 0.219444 (in/ft)

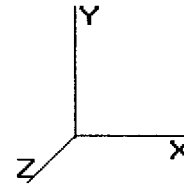
Code: TIA/EIA-222 Rev F

9/14/2012 4:06:42 PM

Page: 34

Base Elev : 0.000 (ft)

Copyright © 2007 - 2011 by American Tower Corporation. All rights reserved.



Load Case: Ice	69.28 mph Wind with Ice	38 Iterations
Gust Response Factor : 1.69		
Dead Load Factor : 1.00		
Wind Load Factor : 1.00		

Shaft Segment Forces

Seg Top Elev (ft)	Description	Kz	qz (psf)	qzGh (psf)	C (mph-ft)	Cf	Ice Thick (in)	Tributary (ft)	Aa (sf)	CfAa (sf)	Wind Force X (lb)	Dead Load Ice (lb)	Tot Dead Load (lb)	
0.00		0.00	1.00	12.287	20.76	304.54	0.650	0.500	0.00	0.000	0.00	0.0	0.0	
1.00		0.00	1.00	12.287	20.76	303.27	0.650	0.500	1.00	4.470	2.91	60.3	32.7	279.4
2.00		0.00	1.00	12.287	20.76	302.00	0.650	0.500	1.00	4.452	2.89	60.1	32.6	278.2
3.00		0.00	1.00	12.287	20.76	300.74	0.650	0.500	1.00	4.433	2.88	59.8	32.5	277.0
4.00		0.00	1.00	12.287	20.76	299.47	0.650	0.500	1.00	4.415	2.87	59.6	32.3	275.9
5.00		0.00	1.00	12.287	20.76	298.20	0.650	0.500	1.00	4.397	2.86	59.3	32.2	274.7
6.00		0.00	1.00	12.287	20.76	296.94	0.650	0.500	1.00	4.379	2.85	59.1	32.1	273.5
7.00		0.00	1.00	12.287	20.76	295.67	0.650	0.500	1.00	4.360	2.83	58.9	31.9	272.4
8.00		0.00	1.00	12.287	20.76	294.40	0.650	0.500	1.00	4.342	2.82	58.6	31.8	271.2
9.00		0.00	1.00	12.287	20.76	293.14	0.650	0.500	1.00	4.324	2.81	58.4	31.6	270.0
10.00		0.00	1.00	12.287	20.76	291.87	0.650	0.500	1.00	4.305	2.80	58.1	31.5	268.8
11.00		0.00	1.00	12.287	20.76	290.60	0.650	0.500	1.00	4.287	2.79	57.9	31.4	267.7
12.00		0.00	1.00	12.287	20.76	289.34	0.650	0.500	1.00	4.269	2.77	57.6	31.2	266.5
13.00		0.00	1.00	12.287	20.76	288.07	0.650	0.500	1.00	4.251	2.76	57.4	31.1	265.3
14.00		0.00	1.00	12.287	20.76	286.80	0.650	0.500	1.00	4.232	2.75	57.1	31.0	264.1
15.00		0.00	1.00	12.287	20.76	285.53	0.650	0.500	1.00	4.214	2.74	56.9	30.8	263.0
16.00		0.00	1.00	12.287	20.76	284.27	0.650	0.500	1.00	4.196	2.73	56.6	30.7	261.8
17.00		0.00	1.00	12.287	20.76	283.00	0.650	0.500	1.00	4.177	2.72	56.4	30.6	260.6
18.00		0.00	1.00	12.287	20.76	281.73	0.650	0.500	1.00	4.159	2.70	56.1	30.4	259.5
19.00		0.00	1.00	12.287	20.76	280.47	0.650	0.500	1.00	4.141	2.69	55.9	30.3	258.3
20.00		0.00	1.00	12.287	20.76	279.20	0.650	0.500	1.00	4.123	2.68	55.6	30.2	257.1
21.00		0.00	1.00	12.287	20.76	277.93	0.650	0.500	1.00	4.104	2.67	55.4	30.0	255.9
22.00		0.00	1.00	12.287	20.76	276.67	0.650	0.500	1.00	4.086	2.66	55.2	29.9	254.8
23.00		0.00	1.00	12.287	20.76	275.40	0.650	0.500	1.00	4.068	2.64	54.9	29.7	253.6
24.00		0.00	1.00	12.287	20.76	274.13	0.650	0.500	1.00	4.049	2.63	54.7	29.6	252.4
25.00		0.00	1.00	12.287	20.76	272.87	0.650	0.500	1.00	4.031	2.62	54.4	29.5	251.3
26.00		0.00	1.00	12.287	20.76	271.60	0.650	0.500	1.00	4.013	2.61	54.2	29.3	250.1
27.00		0.00	1.00	12.287	20.76	270.33	0.650	0.500	1.00	3.995	2.60	53.9	29.2	248.9
28.00		0.00	1.00	12.287	20.76	269.06	0.650	0.500	1.00	3.976	2.58	53.7	29.1	247.7
29.00		0.00	1.00	12.287	20.76	267.80	0.650	0.500	1.00	3.958	2.57	53.4	28.9	246.6
30.00	Appertunance(s)	0.00	1.00	12.287	20.76	266.53	0.650	0.500	1.00	3.940	2.56	53.2	28.8	245.4
31.00		0.00	1.00	12.287	20.76	265.26	0.650	0.500	1.00	3.921	2.55	52.9	28.7	244.2
32.00		0.00	1.00	12.287	20.76	264.00	0.650	0.500	1.00	3.903	2.54	52.7	28.5	243.0
33.00		0.00	1.00	12.287	20.76	262.73	0.650	0.500	1.00	3.885	2.53	52.4	28.4	241.9
34.00		0.00	1.00	12.393	20.94	262.58	0.650	0.500	1.00	3.867	2.51	52.6	28.3	240.7
35.00		0.00	1.01	12.496	21.11	262.39	0.650	0.500	1.00	3.848	2.50	52.8	28.1	239.5
36.00		0.00	1.02	12.597	21.28	262.17	0.650	0.500	1.00	3.830	2.49	53.0	28.0	238.4
37.00		0.00	1.03	12.696	21.45	261.91	0.650	0.500	1.00	3.812	2.48	53.2	27.9	237.2
38.00		0.00	1.04	12.793	21.62	261.62	0.650	0.500	1.00	3.793	2.47	53.3	27.7	236.0
39.00		0.00	1.04	12.888	21.78	261.29	0.650	0.500	1.00	3.775	2.45	53.4	27.6	234.8
40.00		0.00	1.05	12.982	21.93	260.94	0.650	0.500	1.00	3.757	2.44	53.6	27.4	233.7
41.00		0.00	1.06	13.073	22.09	260.55	0.650	0.500	1.00	3.739	2.43	53.7	27.3	232.5
42.00		0.00	1.07	13.164	22.24	260.14	0.650	0.500	1.00	3.720	2.42	53.8	27.2	231.3
42.96	Bot - Section 2	0.00	1.07	13.249	22.39	259.72	0.650	0.500	0.96	3.542	2.30	51.5	25.9	220.2
43.00		0.00	1.07	13.253	22.39	259.70	0.650	0.500	0.04	0.163	0.11	2.4	1.2	17.7
44.00		0.00	1.08	13.340	22.54	259.23	0.650	0.500	1.00	3.746	2.44	54.9	27.4	405.9
45.00		0.00	1.09	13.426	22.69	258.74	0.650	0.500	1.00	3.728	2.42	55.0	27.2	403.9
46.00		0.00	1.10	13.510	22.83	258.23	0.650	0.500	1.00	3.710	2.41	55.1	27.1	401.8
47.00		0.00	1.10	13.594	22.97	257.69	0.650	0.500	1.00	3.691	2.40	55.1	27.0	399.8
48.00		0.00	1.11	13.676	23.11	257.13	0.650	0.500	1.00	3.673	2.39	55.2	26.8	397.7
49.00		0.00	1.12	13.756	23.24	256.55	0.650	0.500	1.00	3.655	2.38	55.2	26.7	395.6

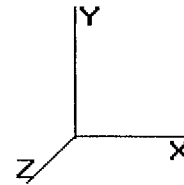
Pole : 302506
 Location : Winchester CT 3, CT
 Height : 180.0 (ft)
 Base Dia : 52.75 (in)
 Top Dia : 15.00 (in)
 Shape : 18 Sides
 Taper : 0.219444 (in/ft)

Code: TIA/EIA-222 Rev F

9/14/2012 4:06:43 PM

Page: 35

Base Elev : 0.000 (ft)



Copyright © 2007 - 2011 by American Tower Corporation. All rights reserved.

Load Case: Ice		69.28 mph Wind with Ice										38 Iterations		
Gust Response Factor : 1.69														
Dead Load Factor : 1.00														
Wind Load Factor : 1.00														
49.04	Top - Section 1	0.00	1.12	13.760	23.25	256.52	0.650	0.500	0.04	0.145	0.09	2.2	1.1	15.7
50.00		0.00	1.12	13.836	23.38	260.54	0.650	0.500	0.96	3.491	2.27	53.1	25.5	189.8
51.00		0.00	1.13	13.915	23.51	259.93	0.650	0.500	1.00	3.618	2.35	55.3	26.4	196.7
52.00		0.00	1.13	13.992	23.64	259.30	0.650	0.500	1.00	3.600	2.34	55.3	26.3	195.7
53.00		0.00	1.14	14.068	23.77	258.65	0.650	0.500	1.00	3.582	2.33	55.4	26.1	194.6
54.00		0.00	1.15	14.144	23.90	257.98	0.650	0.500	1.00	3.563	2.32	55.4	26.0	193.6
55.00		0.00	1.15	14.218	24.02	257.30	0.650	0.500	1.00	3.545	2.30	55.4	25.9	192.6
56.00		0.00	1.16	14.291	24.15	256.59	0.650	0.500	1.00	3.527	2.29	55.4	25.7	191.6
57.00		0.00	1.16	14.364	24.27	255.87	0.650	0.500	1.00	3.508	2.28	55.4	25.6	190.5
58.00		0.00	1.17	14.435	24.39	255.14	0.650	0.500	1.00	3.490	2.27	55.3	25.5	189.5
59.00		0.00	1.18	14.506	24.51	254.38	0.650	0.500	1.00	3.472	2.26	55.3	25.3	188.5
60.00		0.00	1.18	14.576	24.63	253.61	0.650	0.500	1.00	3.454	2.24	55.3	25.2	187.5
61.00		0.00	1.19	14.645	24.75	252.83	0.650	0.500	1.00	3.435	2.23	55.3	25.1	186.5
62.00		0.00	1.19	14.713	24.86	252.03	0.650	0.500	1.00	3.417	2.22	55.2	24.9	185.4
63.00		0.00	1.20	14.781	24.97	251.22	0.650	0.500	1.00	3.399	2.21	55.2	24.8	184.4
64.00		0.00	1.20	14.847	25.09	250.39	0.650	0.500	1.00	3.380	2.20	55.1	24.7	183.4
65.00		0.00	1.21	14.913	25.20	249.55	0.650	0.500	1.00	3.362	2.19	55.1	24.5	182.4
66.00		0.00	1.21	14.978	25.31	248.70	0.650	0.500	1.00	3.344	2.17	55.0	24.4	181.3
67.00		0.00	1.22	15.043	25.42	247.83	0.650	0.500	1.00	3.326	2.16	55.0	24.3	180.3
68.00		0.00	1.22	15.107	25.53	246.95	0.650	0.500	1.00	3.307	2.15	54.9	24.1	179.3
69.00		0.00	1.23	15.170	25.63	246.06	0.650	0.500	1.00	3.289	2.14	54.8	24.0	178.3
70.00		0.00	1.24	15.232	25.74	245.16	0.650	0.500	1.00	3.271	2.13	54.7	23.8	177.2
71.00		0.00	1.24	15.294	25.84	244.24	0.650	0.500	1.00	3.252	2.11	54.6	23.7	176.2
72.00		0.00	1.25	15.355	25.95	243.31	0.650	0.500	1.00	3.234	2.10	54.6	23.6	175.2
73.00		0.00	1.25	15.416	26.05	242.37	0.650	0.500	1.00	3.216	2.09	54.5	23.4	174.2
74.00		0.00	1.26	15.476	26.15	241.42	0.650	0.500	1.00	3.198	2.08	54.4	23.3	173.1
75.00		0.00	1.26	15.536	26.25	240.46	0.650	0.500	1.00	3.179	2.07	54.3	23.2	172.1
76.00		0.00	1.26	15.594	26.35	239.49	0.650	0.500	1.00	3.161	2.05	54.1	23.0	171.1
77.00		0.00	1.27	15.653	26.45	238.51	0.650	0.500	1.00	3.143	2.04	54.0	22.9	170.1
78.00	Appertunance(s)	0.00	1.27	15.711	26.55	237.51	0.650	0.500	1.00	3.124	2.03	53.9	22.8	169.0
79.00		0.00	1.28	15.768	26.64	236.51	0.650	0.500	1.00	3.106	2.02	53.8	22.6	168.0
80.00		0.00	1.28	15.825	26.74	235.50	0.650	0.500	1.00	3.088	2.01	53.7	22.5	167.0
81.00		0.00	1.29	15.881	26.83	234.48	0.650	0.500	1.00	3.070	2.00	53.5	22.4	166.0
82.00		0.00	1.29	15.937	26.93	233.45	0.650	0.500	1.00	3.051	1.98	53.4	22.2	164.9
83.00		0.00	1.30	15.992	27.02	232.41	0.650	0.500	1.00	3.033	1.97	53.3	22.1	163.9
84.00		0.00	1.30	16.047	27.11	231.36	0.650	0.500	1.00	3.015	1.96	53.1	21.9	162.9
85.00		0.00	1.31	16.101	27.21	230.30	0.650	0.500	1.00	2.996	1.95	53.0	21.8	161.9
86.00		0.00	1.31	16.155	27.30	229.23	0.650	0.500	1.00	2.978	1.94	52.9	21.7	160.8
87.00		0.00	1.31	16.209	27.39	228.15	0.650	0.500	1.00	2.960	1.92	52.7	21.5	159.8
87.54	Bot - Section 3	0.00	1.32	16.237	27.44	227.57	0.650	0.500	0.54	1.590	1.03	28.4	11.6	85.9
88.00		0.00	1.32	16.262	27.48	227.07	0.650	0.500	0.46	1.375	0.89	24.6	10.0	126.8
89.00		0.00	1.32	16.314	27.57	225.97	0.650	0.500	1.00	2.975	1.93	53.3	21.7	274.2
90.00		0.00	1.33	16.366	27.65	224.87	0.650	0.500	1.00	2.957	1.92	53.2	21.5	272.5
91.00		0.00	1.33	16.418	27.74	223.76	0.650	0.500	1.00	2.939	1.91	53.0	21.4	270.7
92.00		0.00	1.34	16.469	27.83	222.65	0.650	0.500	1.00	2.920	1.90	52.8	21.3	268.9
92.46	Top - Section 2	0.00	1.34	16.493	27.87	222.13	0.650	0.500	0.46	1.327	0.86	24.0	9.7	122.2
93.00		0.00	1.34	16.520	27.91	225.71	0.650	0.500	0.54	1.575	1.02	28.6	11.5	72.9
94.00		0.00	1.34	16.571	28.00	224.58	0.650	0.500	1.00	2.884	1.87	52.5	21.0	133.4
95.00	Appertunance(s)	0.00	1.35	16.621	28.09	223.45	0.650	0.500	1.00	2.866	1.86	52.3	20.8	132.5
96.00		0.00	1.35	16.671	28.17	222.31	0.650	0.500	1.00	2.847	1.85	52.1	20.7	131.6
97.00		0.00	1.36	16.720	28.25	221.16	0.650	0.500	1.00	2.829	1.84	52.0	20.6	130.7
98.00		0.00	1.36	16.769	28.34	220.00	0.650	0.500	1.00	2.811	1.83	51.8	20.4	129.8
99.00		0.00	1.36	16.818	28.42	218.84	0.650	0.500	1.00	2.792	1.82	51.6	20.3	129.0
100.0		0.00	1.37	16.866	28.50	217.67	0.650	0.500	1.00	2.774	1.80	51.4	20.2	128.1
101.0		0.00	1.37	16.914	28.58	216.49	0.650	0.500	1.00	2.756	1.79	51.2	20.0	127.2
102.0		0.00	1.38	16.962	28.66	215.31	0.650	0.500	1.00	2.738	1.78	51.0	19.9	126.3
103.0		0.00	1.38	17.009	28.74	214.12	0.650	0.500	1.00	2.719	1.77	50.8	19.8	125.5

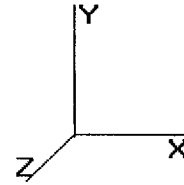
Pole : 302506
 Location : Winchester CT 3, CT
 Height : 180.0 (ft)
 Base Dia : 52.75 (in)
 Top Dia : 15.00 (in)
 Shape : 18 Sides
 Taper : 0.219444 (in/ft)

Code: TIA/EIA-222 Rev F

9/14/2012 4:06:43 PM

Page: 36

Base Elev : 0.000 (ft)



Copyright © 2007 - 2011 by American Tower Corporation. All rights reserved.

Load Case: Ice	69.28 mph Wind with Ice	38 Iterations
Gust Response Factor : 1.69		
Dead Load Factor : 1.00		
Wind Load Factor : 1.00		

104.0		0.00	1.38	17.056	28.82	212.92	0.650	0.500	1.00	2.701	1.76	50.6	19.6	124.6
105.0	Appertunance(s)	0.00	1.39	17.103	28.90	211.72	0.650	0.500	1.00	2.683	1.74	50.4	19.5	123.7
106.0		0.00	1.39	17.150	28.98	210.51	0.650	0.500	1.00	2.664	1.73	50.2	19.4	122.8
107.0		0.00	1.39	17.196	29.06	209.29	0.650	0.500	1.00	2.646	1.72	50.0	19.2	122.0
108.0		0.00	1.40	17.241	29.13	208.07	0.650	0.500	1.00	2.628	1.71	49.8	19.1	121.1
109.0		0.00	1.40	17.287	29.21	206.84	0.650	0.500	1.00	2.610	1.70	49.6	18.9	120.2
110.0		0.00	1.41	17.332	29.29	205.61	0.650	0.500	1.00	2.591	1.68	49.3	18.8	119.3
111.0		0.00	1.41	17.377	29.36	204.36	0.650	0.500	1.00	2.573	1.67	49.1	18.7	118.5
112.0		0.00	1.41	17.421	29.44	203.12	0.650	0.500	1.00	2.555	1.66	48.9	18.5	117.6
113.0		0.00	1.42	17.466	29.51	201.87	0.650	0.500	1.00	2.536	1.65	48.7	18.4	116.7
114.0		0.00	1.42	17.510	29.59	200.61	0.650	0.500	1.00	2.518	1.64	48.4	18.3	115.8
114.5	Appertunance(s)	0.00	1.42	17.532	29.62	199.98	0.650	0.500	0.50	1.252	0.81	24.1	9.1	57.6
115.0		0.00	1.42	17.554	29.66	199.34	0.650	0.500	0.50	1.248	0.81	24.1	9.1	57.4
116.0		0.00	1.43	17.597	29.73	198.07	0.650	0.500	1.00	2.482	1.61	48.0	18.0	114.1
117.0		0.00	1.43	17.640	29.81	196.80	0.650	0.500	1.00	2.463	1.60	47.7	17.9	113.2
118.0		0.00	1.43	17.683	29.88	195.52	0.650	0.500	1.00	2.445	1.59	47.5	17.7	112.3
119.0		0.00	1.44	17.726	29.95	194.23	0.650	0.500	1.00	2.427	1.58	47.3	17.6	111.4
120.0		0.00	1.44	17.768	30.02	192.94	0.650	0.500	1.00	2.408	1.57	47.0	17.5	110.6
121.0		0.00	1.45	17.811	30.10	191.65	0.650	0.500	1.00	2.390	1.55	46.8	17.3	109.7
122.0		0.00	1.45	17.852	30.17	190.34	0.650	0.500	1.00	2.372	1.54	46.5	17.2	108.8
123.0		0.00	1.45	17.894	30.24	189.04	0.650	0.500	1.00	2.354	1.53	46.3	17.1	107.9
124.0		0.00	1.46	17.936	30.31	187.73	0.650	0.500	1.00	2.335	1.52	46.0	16.9	107.1
125.0	Appertunance(s)	0.00	1.46	17.977	30.38	186.41	0.650	0.500	1.00	2.317	1.51	45.8	16.8	106.2
126.0		0.00	1.46	18.018	30.45	185.09	0.650	0.500	1.00	2.299	1.49	45.5	16.6	105.3
127.0		0.00	1.47	18.058	30.51	183.76	0.650	0.500	1.00	2.280	1.48	45.2	16.5	104.4
128.0		0.00	1.47	18.099	30.58	182.43	0.650	0.500	1.00	2.262	1.47	45.0	16.4	103.6
129.0		0.00	1.47	18.139	30.65	181.09	0.650	0.500	1.00	2.244	1.46	44.7	16.2	102.7
130.0		0.00	1.48	18.179	30.72	179.75	0.650	0.500	1.00	2.226	1.45	44.4	16.1	101.8
131.0		0.00	1.48	18.219	30.79	178.40	0.650	0.500	1.00	2.207	1.43	44.2	16.0	100.9
132.0	Appertunance(s)	0.00	1.48	18.259	30.85	177.05	0.650	0.500	1.00	2.189	1.42	43.9	15.8	100.1
132.1	Bot - Section 4	0.00	1.48	18.264	30.86	176.89	0.650	0.500	0.12	0.261	0.17	5.2	1.9	11.9
133.0		0.00	1.48	18.298	30.92	175.70	0.650	0.500	0.88	1.937	1.26	38.9	14.0	132.4
134.0	Appertunance(s)	0.00	1.49	18.337	30.99	174.34	0.650	0.500	1.00	2.184	1.42	44.0	15.8	149.2
135.0		0.00	1.49	18.376	31.05	172.98	0.650	0.500	1.00	2.165	1.41	43.7	15.7	147.9
135.8	Top - Section 3	0.00	1.49	18.410	31.11	171.79	0.650	0.500	0.87	1.869	1.21	37.8	13.5	127.6
136.0		0.00	1.49	18.415	31.12	174.26	0.650	0.500	0.13	0.279	0.18	5.6	2.0	8.5
137.0		0.00	1.50	18.454	31.18	172.89	0.650	0.500	1.00	2.129	1.38	43.2	15.4	64.7
138.0		0.00	1.50	18.492	31.25	171.51	0.650	0.500	1.00	2.111	1.37	42.9	15.3	64.1
139.0		0.00	1.50	18.530	31.31	170.13	0.650	0.500	1.00	2.092	1.36	42.6	15.1	63.6
140.0	Appertunance(s)	0.00	1.51	18.568	31.38	168.75	0.650	0.500	1.00	2.074	1.35	42.3	15.0	63.0
141.0		0.00	1.51	18.606	31.44	167.36	0.650	0.500	1.00	2.056	1.34	42.0	14.8	62.4
142.0		0.00	1.51	18.644	31.50	165.97	0.650	0.500	1.00	2.037	1.32	41.7	14.7	61.8
143.0		0.00	1.52	18.681	31.57	164.58	0.650	0.500	1.00	2.019	1.31	41.4	14.6	61.2
144.0		0.00	1.52	18.718	31.63	163.18	0.650	0.500	1.00	2.001	1.30	41.1	14.4	60.7
145.0		0.00	1.52	18.755	31.69	161.77	0.650	0.500	1.00	1.983	1.29	40.8	14.3	60.1
146.0		0.00	1.52	18.792	31.75	160.36	0.650	0.500	1.00	1.964	1.28	40.5	14.2	59.5
147.0		0.00	1.53	18.829	31.82	158.95	0.650	0.500	1.00	1.946	1.26	40.2	14.0	58.9
148.0		0.00	1.53	18.866	31.88	157.54	0.650	0.500	1.00	1.928	1.25	39.9	13.9	58.3
149.0		0.00	1.53	18.902	31.94	156.12	0.650	0.500	1.00	1.909	1.24	39.6	13.8	57.8
150.0	Appertunance(s)	0.00	1.54	18.938	32.00	154.69	0.650	0.500	1.00	1.891	1.23	39.3	13.6	57.2
151.0		0.00	1.54	18.974	32.06	153.27	0.650	0.500	1.00	1.873	1.22	39.0	13.5	56.6
152.0		0.00	1.54	19.010	32.12	151.83	0.650	0.500	1.00	1.855	1.21	38.7	13.4	56.0
153.0		0.00	1.55	19.045	32.18	150.40	0.650	0.500	1.00	1.836	1.19	38.4	13.2	55.4
154.0		0.00	1.55	19.081	32.24	148.96	0.650	0.500	1.00	1.818	1.18	38.1	13.1	54.9
155.0		0.00	1.55	19.116	32.30	147.52	0.650	0.500	1.00	1.800	1.17	37.8	13.0	54.3
156.0		0.00	1.55	19.151	32.36	146.07	0.650	0.500	1.00	1.781	1.16	37.5	12.8	53.7
157.0		0.00	1.56	19.186	32.42	144.62	0.650	0.500	1.00	1.763	1.15	37.2	12.7	53.1

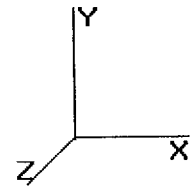
Pole : 302506
Location : Winchester CT 3, CT
Height : 180.0 (ft)
Base Dia : 52.75 (in)
Top Dia : 15.00 (in)
Shape : 18 Sides
Taper : 0.219444 (in/ft)

Code: TIA/EIA-222 Rev F

Base Elev : 0.000 (ft)

9/14/2012 4:06:43 PM

Page: 37



Copyright © 2007 - 2011 by American Tower Corporation. All rights reserved.

Load Case: Ice										69.28 mph Wind with Ice			38 Iterations		
Gust Response Factor : 1.69															
Dead Load Factor : 1.00															
Wind Load Factor : 1.00															
158.0		0.00	1.56	19.221	32.48	143.17	0.650	0.500	1.00	1.745	1.13	36.8	12.5	52.5	
159.0		0.00	1.56	19.256	32.54	141.71	0.650	0.500	1.00	1.727	1.12	36.5	12.4	52.0	
160.0		0.00	1.57	19.290	32.60	140.25	0.650	0.500	1.00	1.708	1.11	36.2	12.3	51.4	
161.0		0.00	1.57	19.325	32.65	138.79	0.650	0.500	1.00	1.690	1.10	35.9	12.1	50.8	
162.0		0.00	1.57	19.359	32.71	137.32	0.650	0.500	1.00	1.672	1.09	35.5	12.0	50.2	
163.0		0.00	1.57	19.393	32.77	135.85	0.650	0.500	1.00	1.653	1.07	35.2	11.9	49.6	
164.0		0.00	1.58	19.427	32.83	134.38	0.650	0.500	1.00	1.635	1.06	34.9	11.7	49.1	
165.0		0.00	1.58	19.461	32.88	132.90	0.650	0.500	1.00	1.617	1.05	34.6	11.6	48.5	
166.0	Appertunance(s)	0.00	1.58	19.494	32.94	131.42	0.650	0.500	1.00	1.598	1.04	34.2	11.5	47.9	
167.0		0.00	1.58	19.528	33.00	129.93	0.650	0.500	1.00	1.580	1.03	33.9	11.3	47.3	
168.0		0.00	1.59	19.561	33.05	128.44	0.650	0.500	1.00	1.562	1.02	33.6	11.2	46.7	
169.0		0.00	1.59	19.594	33.11	126.95	0.650	0.500	1.00	1.544	1.00	33.2	11.1	46.2	
170.0		0.00	1.59	19.628	33.17	125.46	0.650	0.500	1.00	1.525	0.99	32.9	10.9	45.6	
171.0		0.00	1.60	19.660	33.22	123.96	0.650	0.500	1.00	1.507	0.98	32.5	10.8	45.0	
172.0		0.00	1.60	19.693	33.28	122.46	0.650	0.500	1.00	1.489	0.97	32.2	10.6	44.4	
173.0		0.00	1.60	19.726	33.33	120.96	0.650	0.500	1.00	1.470	0.96	31.9	10.5	43.8	
174.0	Appertunance(s)	0.00	1.60	19.758	33.39	119.45	0.650	0.500	1.00	1.452	0.94	31.5	10.4	43.3	
175.0		0.00	1.61	19.791	33.44	117.94	0.650	0.500	1.00	1.434	0.93	31.2	10.2	42.7	
176.0		0.00	1.61	19.823	33.50	116.43	0.650	0.500	1.00	1.416	0.92	30.8	10.1	42.1	
177.0		0.00	1.61	19.855	33.55	114.91	0.650	0.500	1.00	1.397	0.91	30.5	10.0	41.5	
178.0		0.00	1.61	19.887	33.60	113.39	0.650	0.500	1.00	1.379	0.90	30.1	9.8	40.9	
179.0		0.00	1.62	19.919	33.66	111.87	0.650	0.500	1.00	1.361	0.88	29.8	9.7	40.4	
180.0	Appertunance(s)	0.00	1.62	19.951	33.71	110.34	0.650	0.500	1.00	1.342	0.87	29.4	9.6	39.8	
Totals:									180.00			8,789.9	3,819.5	29,090.6	

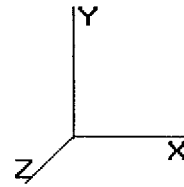
Pole : 302506
 Location : Winchester CT 3, CT
 Height : 180.0 (ft)
 Base Dia : 52.75 (in)
 Top Dia : 15.00 (in)
 Shape : 18 Sides
 Taper : 0.219444 (in/ft)

Code: TIA/EIA-222 Rev F

9/14/2012 4:06:43 PM

Page: 38

Base Elev : 0.000 (ft)



Copyright © 2007 - 2011 by American Tower Corporation. All rights reserved.

Load Case: Ice

69.28 mph Wind with Ice

38 Iterations

Gust Response Factor : 1.69

Dead Load Factor : 1.00

Wind Load Factor : 1.00

Discrete Appurtenance Segment Forces

Elev (ft)	Description	Qty	qz (psf)	qzGh (psf)	CaAa Factor	Total CaAa (sf)	Horiz Ecc (ft)	Vert Ecc (ft)	Wind FX (lb)	Mom Y (lb-ft)	Mom Z (lb-ft)	Dead Load (lb)
30.00	GPS	1	12.287	20.766	1.00	1.21	0.000	0.500	25.13	0.00	12.56	18.24
78.00	PCTEL GPS-TMG-HR-	1	15.711	26.551	1.00	0.14	0.000	0.000	3.72	0.00	0.00	1.90
95.00	Bird 429-83H-01-T	1	16.621	28.090	0.33	0.43	0.000	0.000	11.96	0.00	0.00	29.20
95.00	Decibel DB586-Y	2	16.621	28.090	1.00	2.46	0.000	0.000	69.10	0.00	0.00	30.00
95.00	Flat Side Arm	1	16.621	28.090	1.00	7.00	0.000	0.000	196.63	0.00	0.00	230.00
105.0	RFS APXV18-206517S-	3	17.103	28.904	0.82	14.39	0.000	0.000	415.96	0.00	0.00	159.39
114.5	Decibel DB844H90E-	12	17.532	29.629	0.73	37.58	0.000	0.000	1,113.46	0.00	0.00	483.60
114.5	Round Low Profile PI	1	17.532	29.629	1.00	27.20	0.000	0.000	805.90	0.00	0.00	1,700.00
125.0	Antel BXA-171063/12C	1	17.977	30.381	0.80	4.37	0.000	0.000	132.70	0.00	0.00	42.40
125.0	Antel BXA-171085-12C	2	17.977	30.381	0.80	8.72	0.000	0.000	264.92	0.00	0.00	84.80
125.0	Antel BXA-70063/6CF	3	17.977	30.381	0.74	18.96	0.000	0.000	575.98	0.00	0.00	174.00
125.0	Antel LPA-80063/6CF	2	17.977	30.381	0.81	18.11	0.000	0.000	550.24	0.00	0.00	202.00
125.0	Antel LPA-80080/6CF	4	17.977	30.381	0.75	29.79	0.000	0.000	905.04	0.00	0.00	200.00
125.0	RFS FD9R6004/2C-3L	6	17.977	30.381	0.33	0.99	0.000	0.000	30.08	0.00	0.00	32.40
125.0	Round Low Profile PI	1	17.977	30.381	1.00	27.20	0.000	0.000	826.35	0.00	0.00	1,700.00
132.0	Alcatel-Lucent 1900M	3	18.259	30.857	0.50	6.30	0.000	0.000	194.40	0.00	0.00	225.60
132.0	Alcatel-Lucent 800 M	3	18.259	30.857	0.50	4.89	0.000	0.000	150.89	0.00	0.00	263.40
134.0	Andrew DB980H90E-M	6	18.337	30.990	0.67	17.97	0.000	0.000	556.88	0.00	0.00	176.82
134.0	Flat Low Profile Pla	1	18.337	30.990	1.00	31.60	0.000	0.000	979.29	0.00	0.00	1,700.00
134.0	RFS APXVSP18-C-	3	18.337	30.990	0.69	18.80	0.000	0.000	582.48	0.00	0.00	319.50
140.0	Bird 432-83H-01-T	2	18.568	31.381	0.33	0.85	0.000	0.000	26.72	0.00	0.00	58.40
140.0	Decibel DB809K-XT	3	18.796	31.765	1.00	14.76	0.000	6.100	468.86	0.00	2,859.97	192.00
140.0	Flat Side Arm	3	18.568	31.381	0.67	14.07	0.000	0.000	441.52	0.00	0.00	690.00
140.0	Sinclair SC432D-HF6L	1	18.812	31.793	1.00	6.52	0.000	6.540	207.29	0.00	1,355.66	86.00
140.0	Telewave ANT150D	1	18.755	31.697	1.00	6.50	0.000	5.000	206.03	0.00	1,030.15	50.00
150.0	Flat Side Arm	1	18.938	32.005	1.00	7.00	0.000	0.000	224.04	0.00	0.00	230.00
150.0	Sinclair SD210C2-SF2	1	19.116	32.307	1.00	4.40	0.000	5.000	142.15	0.00	710.74	39.80
166.0	CCI DTMA-1819-DD-12	6	19.494	32.946	0.33	1.78	0.000	0.000	58.71	0.00	0.00	115.80
166.0	RFS APX16PV-16PVL-	9	19.494	32.946	0.67	44.01	0.000	0.000	1,449.84	0.00	0.00	635.81
166.0	Round T-Arm	3	19.494	32.946	0.67	24.32	0.000	0.000	801.27	0.00	0.00	942.00
174.0	Flat Low Profile Pla	1	19.758	33.392	1.00	31.60	0.000	0.000	1,055.18	0.00	0.00	1,700.00
180.0	10' Omni	1	20.231	34.190	1.00	4.00	0.000	9.000	136.76	0.00	1,230.84	25.00
180.0	Andrew ABT-DMDF-	1	20.076	33.929	1.00	0.11	0.000	4.000	3.73	0.00	14.93	1.80
180.0	Ericsson RRUS 11	6	20.076	33.929	0.67	13.43	0.000	4.000	455.56	0.00	1,822.24	419.40
180.0	Flat Low Profile Pla	1	19.951	33.717	1.00	31.60	0.000	0.000	1,065.45	0.00	0.00	1,700.00
180.0	KMW AM-X-CD-16-65-	3	20.076	33.929	0.66	17.98	0.000	4.000	609.99	0.00	2,439.96	285.00
180.0	Powerwave 7770.00	6	20.076	33.929	0.64	25.33	0.000	4.000	859.51	0.00	3,438.03	406.48
180.0	Powerwave LGP21401	6	20.076	33.929	0.33	3.03	0.000	4.000	102.78	0.00	411.14	127.56
									16,706.48			15,478.30

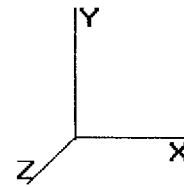
Pole : 302506
 Location : Winchester CT 3, CT
 Height : 180.0 (ft)
 Base Dia : 52.75 (in)
 Top Dia : 15.00 (in)
 Shape : 18 Sides
 Taper : 0.219444 (in/ft)

Code: TIA/EIA-222 Rev F

Base Elev : 0.000 (ft)

9/14/2012 4:06:43 PM

Page: 39



Copyright © 2007 - 2011 by American Tower Corporation. All rights reserved.

Load Case: Ice	69.28 mph Wind with Ice	38 Iterations
Gust Response Factor : 1.69		
Dead Load Factor : 1.00		
Wind Load Factor : 1.00		

Linear Appurtenance Segment Forces

Seg Top Elev (ft)	Description	Exposed To Wind	Length (ft)	Weight (lb/ft)	CaAa (sf/ft)	qz (psf)	FX (lb)	Dead Load (lb)
1.00	(18) 1 5/8" Coax	Yes	1.00	42.03	0.60	12.287	12.46	42.03
1.00	(12) 1 5/8" Coax	Yes	1.00	42.03	0.60	12.287	12.46	42.03
1.00	(12) 1 1/4" Coax	Yes	1.00	0.00	0.00	12.287	0.00	0.00
1.00	(6) 1 5/8" Coax	Yes	1.00	0.00	0.00	12.287	0.00	0.00
1.00	(1) 7/8" Coax	Yes	1.00	0.00	0.00	12.287	0.00	0.00
2.00	(18) 1 5/8" Coax	Yes	1.00	42.03	0.60	12.287	12.46	42.03
2.00	(12) 1 5/8" Coax	Yes	1.00	42.03	0.60	12.287	12.46	42.03
2.00	(12) 1 1/4" Coax	Yes	1.00	0.00	0.00	12.287	0.00	0.00
2.00	(6) 1 5/8" Coax	Yes	1.00	0.00	0.00	12.287	0.00	0.00
2.00	(1) 7/8" Coax	Yes	1.00	0.00	0.00	12.287	0.00	0.00
3.00	(18) 1 5/8" Coax	Yes	1.00	42.03	0.60	12.287	12.46	42.03
3.00	(12) 1 5/8" Coax	Yes	1.00	42.03	0.60	12.287	12.46	42.03
3.00	(12) 1 1/4" Coax	Yes	1.00	0.00	0.00	12.287	0.00	0.00
3.00	(6) 1 5/8" Coax	Yes	1.00	0.00	0.00	12.287	0.00	0.00
3.00	(1) 7/8" Coax	Yes	1.00	0.00	0.00	12.287	0.00	0.00
4.00	(18) 1 5/8" Coax	Yes	1.00	42.03	0.60	12.287	12.46	42.03
4.00	(12) 1 5/8" Coax	Yes	1.00	42.03	0.60	12.287	12.46	42.03
4.00	(12) 1 1/4" Coax	Yes	1.00	0.00	0.00	12.287	0.00	0.00
4.00	(6) 1 5/8" Coax	Yes	1.00	0.00	0.00	12.287	0.00	0.00
4.00	(1) 7/8" Coax	Yes	1.00	0.00	0.00	12.287	0.00	0.00
5.00	(18) 1 5/8" Coax	Yes	1.00	42.03	0.60	12.287	12.46	42.03
5.00	(12) 1 5/8" Coax	Yes	1.00	42.03	0.60	12.287	12.46	42.03
5.00	(12) 1 1/4" Coax	Yes	1.00	0.00	0.00	12.287	0.00	0.00
5.00	(6) 1 5/8" Coax	Yes	1.00	0.00	0.00	12.287	0.00	0.00
5.00	(1) 7/8" Coax	Yes	1.00	0.00	0.00	12.287	0.00	0.00
6.00	(18) 1 5/8" Coax	Yes	1.00	42.03	0.60	12.287	12.46	42.03
6.00	(12) 1 5/8" Coax	Yes	1.00	42.03	0.60	12.287	12.46	42.03
6.00	(12) 1 1/4" Coax	Yes	1.00	0.00	0.00	12.287	0.00	0.00
6.00	(6) 1 5/8" Coax	Yes	1.00	0.00	0.00	12.287	0.00	0.00
6.00	(1) 7/8" Coax	Yes	1.00	0.00	0.00	12.287	0.00	0.00
7.00	(18) 1 5/8" Coax	Yes	1.00	42.03	0.60	12.287	12.46	42.03
7.00	(12) 1 5/8" Coax	Yes	1.00	42.03	0.60	12.287	12.46	42.03
7.00	(12) 1 1/4" Coax	Yes	1.00	0.00	0.00	12.287	0.00	0.00
7.00	(6) 1 5/8" Coax	Yes	1.00	0.00	0.00	12.287	0.00	0.00
7.00	(1) 7/8" Coax	Yes	1.00	0.00	0.00	12.287	0.00	0.00
8.00	(18) 1 5/8" Coax	Yes	1.00	42.03	0.60	12.287	12.46	42.03
8.00	(12) 1 5/8" Coax	Yes	1.00	42.03	0.60	12.287	12.46	42.03
8.00	(12) 1 1/4" Coax	Yes	1.00	0.00	0.00	12.287	0.00	0.00
8.00	(6) 1 5/8" Coax	Yes	1.00	0.00	0.00	12.287	0.00	0.00
8.00	(1) 7/8" Coax	Yes	1.00	0.00	0.00	12.287	0.00	0.00
9.00	(18) 1 5/8" Coax	Yes	1.00	42.03	0.60	12.287	12.46	42.03
9.00	(12) 1 5/8" Coax	Yes	1.00	42.03	0.60	12.287	12.46	42.03
9.00	(12) 1 1/4" Coax	Yes	1.00	0.00	0.00	12.287	0.00	0.00
9.00	(6) 1 5/8" Coax	Yes	1.00	0.00	0.00	12.287	0.00	0.00
9.00	(1) 7/8" Coax	Yes	1.00	0.00	0.00	12.287	0.00	0.00
10.00	(18) 1 5/8" Coax	Yes	1.00	42.03	0.60	12.287	12.46	42.03
10.00	(12) 1 5/8" Coax	Yes	1.00	42.03	0.60	12.287	12.46	42.03
10.00	(12) 1 1/4" Coax	Yes	1.00	0.00	0.00	12.287	0.00	0.00
10.00	(6) 1 5/8" Coax	Yes	1.00	0.00	0.00	12.287	0.00	0.00
10.00	(1) 7/8" Coax	Yes	1.00	0.00	0.00	12.287	0.00	0.00
11.00	(18) 1 5/8" Coax	Yes	1.00	42.03	0.60	12.287	12.46	42.03

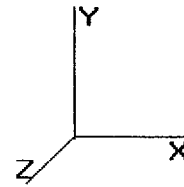
Pole : 302506
 Location : Winchester CT 3, CT
 Height : 180.0 (ft)
 Base Dia : 52.75 (in)
 Top Dia : 15.00 (in)
 Shape : 18 Sides
 Taper : 0.219444 (in/ft)

Code: TIA/EIA-222 Rev F

9/14/2012 4:06:43 PM

Page: 40

Base Elev : 0.000 (ft)



Copyright © 2007 - 2011 by American Tower Corporation. All rights reserved.

Load Case: Ice	69.28 mph Wind with Ice	38 Iterations
Gust Response Factor : 1.69		
Dead Load Factor : 1.00		
Wind Load Factor : 1.00		

11.00	(12) 1 5/8" Coax	Yes	1.00	42.03	0.60	12.287	12.46	42.03
11.00	(12) 1 1/4" Coax	Yes	1.00	0.00	0.00	12.287	0.00	0.00
11.00	(6) 1 5/8" Coax	Yes	1.00	0.00	0.00	12.287	0.00	0.00
11.00	(1) 7/8" Coax	Yes	1.00	0.00	0.00	12.287	0.00	0.00
12.00	(18) 1 5/8" Coax	Yes	1.00	42.03	0.60	12.287	12.46	42.03
12.00	(12) 1 5/8" Coax	Yes	1.00	42.03	0.60	12.287	12.46	42.03
12.00	(12) 1 1/4" Coax	Yes	1.00	0.00	0.00	12.287	0.00	0.00
12.00	(6) 1 5/8" Coax	Yes	1.00	0.00	0.00	12.287	0.00	0.00
12.00	(1) 7/8" Coax	Yes	1.00	0.00	0.00	12.287	0.00	0.00
13.00	(18) 1 5/8" Coax	Yes	1.00	42.03	0.60	12.287	12.46	42.03
13.00	(12) 1 5/8" Coax	Yes	1.00	42.03	0.60	12.287	12.46	42.03
13.00	(12) 1 1/4" Coax	Yes	1.00	0.00	0.00	12.287	0.00	0.00
13.00	(6) 1 5/8" Coax	Yes	1.00	0.00	0.00	12.287	0.00	0.00
13.00	(1) 7/8" Coax	Yes	1.00	0.00	0.00	12.287	0.00	0.00
14.00	(18) 1 5/8" Coax	Yes	1.00	42.03	0.60	12.287	12.46	42.03
14.00	(12) 1 5/8" Coax	Yes	1.00	42.03	0.60	12.287	12.46	42.03
14.00	(12) 1 1/4" Coax	Yes	1.00	0.00	0.00	12.287	0.00	0.00
14.00	(6) 1 5/8" Coax	Yes	1.00	0.00	0.00	12.287	0.00	0.00
14.00	(1) 7/8" Coax	Yes	1.00	0.00	0.00	12.287	0.00	0.00
15.00	(18) 1 5/8" Coax	Yes	1.00	42.03	0.60	12.287	12.46	42.03
15.00	(12) 1 5/8" Coax	Yes	1.00	42.03	0.60	12.287	12.46	42.03
15.00	(12) 1 1/4" Coax	Yes	1.00	0.00	0.00	12.287	0.00	0.00
15.00	(6) 1 5/8" Coax	Yes	1.00	0.00	0.00	12.287	0.00	0.00
15.00	(1) 7/8" Coax	Yes	1.00	0.00	0.00	12.287	0.00	0.00
16.00	(18) 1 5/8" Coax	Yes	1.00	42.03	0.60	12.287	12.46	42.03
16.00	(12) 1 5/8" Coax	Yes	1.00	42.03	0.60	12.287	12.46	42.03
16.00	(12) 1 1/4" Coax	Yes	1.00	0.00	0.00	12.287	0.00	0.00
16.00	(6) 1 5/8" Coax	Yes	1.00	0.00	0.00	12.287	0.00	0.00
16.00	(1) 7/8" Coax	Yes	1.00	0.00	0.00	12.287	0.00	0.00
17.00	(18) 1 5/8" Coax	Yes	1.00	42.03	0.60	12.287	12.46	42.03
17.00	(12) 1 5/8" Coax	Yes	1.00	42.03	0.60	12.287	12.46	42.03
17.00	(12) 1 1/4" Coax	Yes	1.00	0.00	0.00	12.287	0.00	0.00
17.00	(6) 1 5/8" Coax	Yes	1.00	0.00	0.00	12.287	0.00	0.00
17.00	(1) 7/8" Coax	Yes	1.00	0.00	0.00	12.287	0.00	0.00
18.00	(18) 1 5/8" Coax	Yes	1.00	42.03	0.60	12.287	12.46	42.03
18.00	(12) 1 5/8" Coax	Yes	1.00	42.03	0.60	12.287	12.46	42.03
18.00	(12) 1 1/4" Coax	Yes	1.00	0.00	0.00	12.287	0.00	0.00
18.00	(6) 1 5/8" Coax	Yes	1.00	0.00	0.00	12.287	0.00	0.00
18.00	(1) 7/8" Coax	Yes	1.00	0.00	0.00	12.287	0.00	0.00
19.00	(18) 1 5/8" Coax	Yes	1.00	42.03	0.60	12.287	12.46	42.03
19.00	(12) 1 5/8" Coax	Yes	1.00	42.03	0.60	12.287	12.46	42.03
19.00	(12) 1 1/4" Coax	Yes	1.00	0.00	0.00	12.287	0.00	0.00
19.00	(6) 1 5/8" Coax	Yes	1.00	0.00	0.00	12.287	0.00	0.00
19.00	(1) 7/8" Coax	Yes	1.00	0.00	0.00	12.287	0.00	0.00
20.00	(18) 1 5/8" Coax	Yes	1.00	42.03	0.60	12.287	12.46	42.03
20.00	(12) 1 5/8" Coax	Yes	1.00	42.03	0.60	12.287	12.46	42.03
20.00	(12) 1 1/4" Coax	Yes	1.00	0.00	0.00	12.287	0.00	0.00
20.00	(6) 1 5/8" Coax	Yes	1.00	0.00	0.00	12.287	0.00	0.00
20.00	(1) 7/8" Coax	Yes	1.00	0.00	0.00	12.287	0.00	0.00
21.00	(18) 1 5/8" Coax	Yes	1.00	42.03	0.60	12.287	12.46	42.03
21.00	(12) 1 5/8" Coax	Yes	1.00	42.03	0.60	12.287	12.46	42.03
21.00	(12) 1 1/4" Coax	Yes	1.00	0.00	0.00	12.287	0.00	0.00
21.00	(6) 1 5/8" Coax	Yes	1.00	0.00	0.00	12.287	0.00	0.00
21.00	(1) 7/8" Coax	Yes	1.00	0.00	0.00	12.287	0.00	0.00
22.00	(18) 1 5/8" Coax	Yes	1.00	42.03	0.60	12.287	12.46	42.03
22.00	(12) 1 5/8" Coax	Yes	1.00	42.03	0.60	12.287	12.46	42.03
22.00	(12) 1 1/4" Coax	Yes	1.00	0.00	0.00	12.287	0.00	0.00

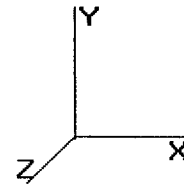
Pole : 302506
 Location : Winchester CT 3, CT
 Height : 180.0 (ft)
 Base Dia : 52.75 (in)
 Top Dia : 15.00 (in)
 Shape : 18 Sides
 Taper : 0.219444 (in/ft)

Code: TIA/EIA-222 Rev F

9/14/2012 4:06:43 PM

Page: 41

Base Elev : 0.000 (ft)



Copyright © 2007 - 2011 by American Tower Corporation. All rights reserved.

Load Case: Ice	69.28 mph Wind with Ice	38 Iterations
Gust Response Factor : 1.69		
Dead Load Factor : 1.00		
Wind Load Factor : 1.00		

22.00	(6) 1 5/8" Coax	Yes	1.00	0.00	0.00	12.287	0.00	0.00
22.00	(1) 7/8" Coax	Yes	1.00	0.00	0.00	12.287	0.00	0.00
23.00	(18) 1 5/8" Coax	Yes	1.00	42.03	0.60	12.287	12.46	42.03
23.00	(12) 1 5/8" Coax	Yes	1.00	42.03	0.60	12.287	12.46	42.03
23.00	(12) 1 1/4" Coax	Yes	1.00	0.00	0.00	12.287	0.00	0.00
23.00	(6) 1 5/8" Coax	Yes	1.00	0.00	0.00	12.287	0.00	0.00
23.00	(1) 7/8" Coax	Yes	1.00	0.00	0.00	12.287	0.00	0.00
24.00	(18) 1 5/8" Coax	Yes	1.00	42.03	0.60	12.287	12.46	42.03
24.00	(12) 1 5/8" Coax	Yes	1.00	42.03	0.60	12.287	12.46	42.03
24.00	(12) 1 1/4" Coax	Yes	1.00	0.00	0.00	12.287	0.00	0.00
24.00	(6) 1 5/8" Coax	Yes	1.00	0.00	0.00	12.287	0.00	0.00
24.00	(1) 7/8" Coax	Yes	1.00	0.00	0.00	12.287	0.00	0.00
25.00	(18) 1 5/8" Coax	Yes	1.00	42.03	0.60	12.287	12.46	42.03
25.00	(12) 1 5/8" Coax	Yes	1.00	42.03	0.60	12.287	12.46	42.03
25.00	(12) 1 1/4" Coax	Yes	1.00	0.00	0.00	12.287	0.00	0.00
25.00	(6) 1 5/8" Coax	Yes	1.00	0.00	0.00	12.287	0.00	0.00
25.00	(1) 7/8" Coax	Yes	1.00	0.00	0.00	12.287	0.00	0.00
26.00	(18) 1 5/8" Coax	Yes	1.00	42.03	0.60	12.287	12.46	42.03
26.00	(12) 1 5/8" Coax	Yes	1.00	42.03	0.60	12.287	12.46	42.03
26.00	(12) 1 1/4" Coax	Yes	1.00	0.00	0.00	12.287	0.00	0.00
26.00	(6) 1 5/8" Coax	Yes	1.00	0.00	0.00	12.287	0.00	0.00
26.00	(1) 7/8" Coax	Yes	1.00	0.00	0.00	12.287	0.00	0.00
27.00	(18) 1 5/8" Coax	Yes	1.00	42.03	0.60	12.287	12.46	42.03
27.00	(12) 1 5/8" Coax	Yes	1.00	42.03	0.60	12.287	12.46	42.03
27.00	(12) 1 1/4" Coax	Yes	1.00	0.00	0.00	12.287	0.00	0.00
27.00	(6) 1 5/8" Coax	Yes	1.00	0.00	0.00	12.287	0.00	0.00
27.00	(1) 7/8" Coax	Yes	1.00	0.00	0.00	12.287	0.00	0.00
28.00	(18) 1 5/8" Coax	Yes	1.00	42.03	0.60	12.287	12.46	42.03
28.00	(12) 1 5/8" Coax	Yes	1.00	42.03	0.60	12.287	12.46	42.03
28.00	(12) 1 1/4" Coax	Yes	1.00	0.00	0.00	12.287	0.00	0.00
28.00	(6) 1 5/8" Coax	Yes	1.00	0.00	0.00	12.287	0.00	0.00
28.00	(1) 7/8" Coax	Yes	1.00	0.00	0.00	12.287	0.00	0.00
29.00	(18) 1 5/8" Coax	Yes	1.00	42.03	0.60	12.287	12.46	42.03
29.00	(12) 1 5/8" Coax	Yes	1.00	42.03	0.60	12.287	12.46	42.03
29.00	(12) 1 1/4" Coax	Yes	1.00	0.00	0.00	12.287	0.00	0.00
29.00	(6) 1 5/8" Coax	Yes	1.00	0.00	0.00	12.287	0.00	0.00
29.00	(1) 7/8" Coax	Yes	1.00	0.00	0.00	12.287	0.00	0.00
30.00	(18) 1 5/8" Coax	Yes	1.00	42.03	0.60	12.287	12.46	42.03
30.00	(12) 1 5/8" Coax	Yes	1.00	42.03	0.60	12.287	12.46	42.03
30.00	(12) 1 1/4" Coax	Yes	1.00	0.00	0.00	12.287	0.00	0.00
30.00	(6) 1 5/8" Coax	Yes	1.00	0.00	0.00	12.287	0.00	0.00
30.00	(1) 7/8" Coax	Yes	1.00	0.00	0.00	12.287	0.00	0.00
31.00	(18) 1 5/8" Coax	Yes	1.00	42.03	0.60	12.287	12.46	42.03
31.00	(12) 1 5/8" Coax	Yes	1.00	42.03	0.60	12.287	12.46	42.03
31.00	(12) 1 1/4" Coax	Yes	1.00	0.00	0.00	12.287	0.00	0.00
31.00	(6) 1 5/8" Coax	Yes	1.00	0.00	0.00	12.287	0.00	0.00
32.00	(18) 1 5/8" Coax	Yes	1.00	42.03	0.60	12.287	12.46	42.03
32.00	(12) 1 5/8" Coax	Yes	1.00	42.03	0.60	12.287	12.46	42.03
32.00	(12) 1 1/4" Coax	Yes	1.00	0.00	0.00	12.287	0.00	0.00
32.00	(6) 1 5/8" Coax	Yes	1.00	0.00	0.00	12.287	0.00	0.00
33.00	(18) 1 5/8" Coax	Yes	1.00	42.03	0.60	12.287	12.46	42.03
33.00	(12) 1 5/8" Coax	Yes	1.00	42.03	0.60	12.287	12.46	42.03
33.00	(12) 1 1/4" Coax	Yes	1.00	0.00	0.00	12.287	0.00	0.00
33.00	(6) 1 5/8" Coax	Yes	1.00	0.00	0.00	12.287	0.00	0.00
34.00	(18) 1 5/8" Coax	Yes	1.00	42.03	0.60	12.393	12.57	42.03
34.00	(12) 1 5/8" Coax	Yes	1.00	42.03	0.60	12.393	12.57	42.03
34.00	(12) 1 1/4" Coax	Yes	1.00	0.00	0.00	12.393	0.00	0.00

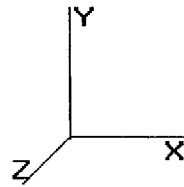
Pole : 302506
 Location : Winchester CT 3, CT
 Height : 180.0 (ft)
 Base Dia : 52.75 (in)
 Top Dia : 15.00 (in)
 Shape : 18 Sides
 Taper : 0.219444 (in/ft)

Code: TIA/EIA-222 Rev F

9/14/2012 4:06:43 PM

Page: 42

Base Elev: 0.000 (ft)



Copyright © 2007 - 2011 by American Tower Corporation. All rights reserved.

Load Case: Ice **69.28 mph Wind with Ice** **38 Iterations**

Gust Response Factor : 1.69
 Dead Load Factor : 1.00
 Wind Load Factor : 1.00

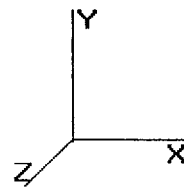
34.00	(6) 1 5/8" Coax	Yes	1.00	0.00	0.00	12.393	0.00	0.00
35.00	(18) 1 5/8" Coax	Yes	1.00	42.03	0.60	12.496	12.67	42.03
35.00	(12) 1 5/8" Coax	Yes	1.00	42.03	0.60	12.496	12.67	42.03
35.00	(12) 1 1/4" Coax	Yes	1.00	0.00	0.00	12.496	0.00	0.00
35.00	(6) 1 5/8" Coax	Yes	1.00	0.00	0.00	12.496	0.00	0.00
36.00	(18) 1 5/8" Coax	Yes	1.00	42.03	0.60	12.597	12.77	42.03
36.00	(12) 1 5/8" Coax	Yes	1.00	42.03	0.60	12.597	12.77	42.03
36.00	(12) 1 1/4" Coax	Yes	1.00	0.00	0.00	12.597	0.00	0.00
36.00	(6) 1 5/8" Coax	Yes	1.00	0.00	0.00	12.597	0.00	0.00
37.00	(18) 1 5/8" Coax	Yes	1.00	42.03	0.60	12.696	12.87	42.03
37.00	(12) 1 5/8" Coax	Yes	1.00	42.03	0.60	12.696	12.87	42.03
37.00	(12) 1 1/4" Coax	Yes	1.00	0.00	0.00	12.696	0.00	0.00
37.00	(6) 1 5/8" Coax	Yes	1.00	0.00	0.00	12.696	0.00	0.00
38.00	(18) 1 5/8" Coax	Yes	1.00	42.03	0.60	12.793	12.97	42.03
38.00	(12) 1 5/8" Coax	Yes	1.00	42.03	0.60	12.793	12.97	42.03
38.00	(12) 1 1/4" Coax	Yes	1.00	0.00	0.00	12.793	0.00	0.00
38.00	(6) 1 5/8" Coax	Yes	1.00	0.00	0.00	12.793	0.00	0.00
39.00	(18) 1 5/8" Coax	Yes	1.00	42.03	0.60	12.888	13.07	42.03
39.00	(12) 1 5/8" Coax	Yes	1.00	42.03	0.60	12.888	13.07	42.03
39.00	(12) 1 1/4" Coax	Yes	1.00	0.00	0.00	12.888	0.00	0.00
39.00	(6) 1 5/8" Coax	Yes	1.00	0.00	0.00	12.888	0.00	0.00
40.00	(18) 1 5/8" Coax	Yes	1.00	42.03	0.60	12.982	13.16	42.03
40.00	(12) 1 5/8" Coax	Yes	1.00	42.03	0.60	12.982	13.16	42.03
40.00	(12) 1 1/4" Coax	Yes	1.00	0.00	0.00	12.982	0.00	0.00
40.00	(6) 1 5/8" Coax	Yes	1.00	0.00	0.00	12.982	0.00	0.00
41.00	(18) 1 5/8" Coax	Yes	1.00	42.03	0.60	13.073	13.26	42.03
41.00	(12) 1 5/8" Coax	Yes	1.00	42.03	0.60	13.073	13.26	42.03
41.00	(12) 1 1/4" Coax	Yes	1.00	0.00	0.00	13.073	0.00	0.00
41.00	(6) 1 5/8" Coax	Yes	1.00	0.00	0.00	13.073	0.00	0.00
42.00	(18) 1 5/8" Coax	Yes	1.00	42.03	0.60	13.164	13.35	42.03
42.00	(12) 1 5/8" Coax	Yes	1.00	42.03	0.60	13.164	13.35	42.03
42.00	(12) 1 1/4" Coax	Yes	1.00	0.00	0.00	13.164	0.00	0.00
42.00	(6) 1 5/8" Coax	Yes	1.00	0.00	0.00	13.164	0.00	0.00
42.96	(18) 1 5/8" Coax	Yes	0.96	42.03	0.60	13.249	12.85	40.20
42.96	(12) 1 5/8" Coax	Yes	0.96	42.03	0.60	13.249	12.85	40.20
42.96	(12) 1 1/4" Coax	Yes	0.96	0.00	0.00	13.249	0.00	0.00
42.96	(6) 1 5/8" Coax	Yes	0.96	0.00	0.00	13.249	0.00	0.00
43.00	(18) 1 5/8" Coax	Yes	0.04	42.03	0.60	13.253	0.58	1.83
43.00	(12) 1 5/8" Coax	Yes	0.04	42.03	0.60	13.253	0.58	1.83
43.00	(12) 1 1/4" Coax	Yes	0.04	0.00	0.00	13.253	0.00	0.00
43.00	(6) 1 5/8" Coax	Yes	0.04	0.00	0.00	13.253	0.00	0.00
44.00	(18) 1 5/8" Coax	Yes	1.00	42.03	0.60	13.340	13.53	42.03
44.00	(12) 1 5/8" Coax	Yes	1.00	42.03	0.60	13.340	13.53	42.03
44.00	(12) 1 1/4" Coax	Yes	1.00	0.00	0.00	13.340	0.00	0.00
44.00	(6) 1 5/8" Coax	Yes	1.00	0.00	0.00	13.340	0.00	0.00
45.00	(18) 1 5/8" Coax	Yes	1.00	42.03	0.60	13.426	13.61	42.03
45.00	(12) 1 5/8" Coax	Yes	1.00	42.03	0.60	13.426	13.61	42.03
45.00	(12) 1 1/4" Coax	Yes	1.00	0.00	0.00	13.426	0.00	0.00
45.00	(6) 1 5/8" Coax	Yes	1.00	0.00	0.00	13.426	0.00	0.00
46.00	(18) 1 5/8" Coax	Yes	1.00	42.03	0.60	13.510	13.70	42.03
46.00	(12) 1 5/8" Coax	Yes	1.00	42.03	0.60	13.510	13.70	42.03
46.00	(12) 1 1/4" Coax	Yes	1.00	0.00	0.00	13.510	0.00	0.00
46.00	(6) 1 5/8" Coax	Yes	1.00	0.00	0.00	13.510	0.00	0.00
47.00	(18) 1 5/8" Coax	Yes	1.00	42.03	0.60	13.594	13.78	42.03
47.00	(12) 1 5/8" Coax	Yes	1.00	42.03	0.60	13.594	13.78	42.03
47.00	(12) 1 1/4" Coax	Yes	1.00	0.00	0.00	13.594	0.00	0.00
47.00	(6) 1 5/8" Coax	Yes	1.00	0.00	0.00	13.594	0.00	0.00

Pole : 302506
 Location : Winchester CT 3, CT
 Height : 180.0 (ft)
 Base Dia : 52.75 (in)
 Top Dia : 15.00 (in)
 Shape : 18 Sides
 Taper : 0.219444 (in/ft)

Code: TIA/EIA-222 Rev F

9/14/2012 4:06:44 PM
 Page: 43

Base Elev : 0.000 (ft)



Copyright © 2007 - 2011 by American Tower Corporation. All rights reserved.

Load Case: Ice **69.28 mph Wind with Ice** **38 Iterations**

Gust Response Factor : 1.69
 Dead Load Factor : 1.00
 Wind Load Factor : 1.00

48.00	(18) 1 5/8" Coax	Yes	1.00	42.03	0.60	13.676	13.87	42.03
48.00	(12) 1 5/8" Coax	Yes	1.00	42.03	0.60	13.676	13.87	42.03
48.00	(12) 1 1/4" Coax	Yes	1.00	0.00	0.00	13.676	0.00	0.00
48.00	(6) 1 5/8" Coax	Yes	1.00	0.00	0.00	13.676	0.00	0.00
49.00	(18) 1 5/8" Coax	Yes	1.00	42.03	0.60	13.756	13.95	42.03
49.00	(12) 1 5/8" Coax	Yes	1.00	42.03	0.60	13.756	13.95	42.03
49.00	(12) 1 1/4" Coax	Yes	1.00	0.00	0.00	13.756	0.00	0.00
49.00	(6) 1 5/8" Coax	Yes	1.00	0.00	0.00	13.756	0.00	0.00
49.04	(18) 1 5/8" Coax	Yes	0.04	42.03	0.60	13.760	0.56	1.68
49.04	(12) 1 5/8" Coax	Yes	0.04	42.03	0.60	13.760	0.56	1.68
49.04	(12) 1 1/4" Coax	Yes	0.04	0.00	0.00	13.760	0.00	0.00
49.04	(6) 1 5/8" Coax	Yes	0.04	0.00	0.00	13.760	0.00	0.00
50.00	(18) 1 5/8" Coax	Yes	0.96	42.03	0.60	13.836	13.47	40.35
50.00	(12) 1 5/8" Coax	Yes	0.96	42.03	0.60	13.836	13.47	40.35
50.00	(12) 1 1/4" Coax	Yes	0.96	0.00	0.00	13.836	0.00	0.00
50.00	(6) 1 5/8" Coax	Yes	0.96	0.00	0.00	13.836	0.00	0.00
51.00	(18) 1 5/8" Coax	Yes	1.00	42.03	0.60	13.915	14.11	42.03
51.00	(12) 1 5/8" Coax	Yes	1.00	42.03	0.60	13.915	14.11	42.03
51.00	(12) 1 1/4" Coax	Yes	1.00	0.00	0.00	13.915	0.00	0.00
51.00	(6) 1 5/8" Coax	Yes	1.00	0.00	0.00	13.915	0.00	0.00
52.00	(18) 1 5/8" Coax	Yes	1.00	42.03	0.60	13.992	14.19	42.03
52.00	(12) 1 5/8" Coax	Yes	1.00	42.03	0.60	13.992	14.19	42.03
52.00	(12) 1 1/4" Coax	Yes	1.00	0.00	0.00	13.992	0.00	0.00
52.00	(6) 1 5/8" Coax	Yes	1.00	0.00	0.00	13.992	0.00	0.00
53.00	(18) 1 5/8" Coax	Yes	1.00	42.03	0.60	14.068	14.27	42.03
53.00	(12) 1 5/8" Coax	Yes	1.00	42.03	0.60	14.068	14.27	42.03
53.00	(12) 1 1/4" Coax	Yes	1.00	0.00	0.00	14.068	0.00	0.00
53.00	(6) 1 5/8" Coax	Yes	1.00	0.00	0.00	14.068	0.00	0.00
54.00	(18) 1 5/8" Coax	Yes	1.00	42.03	0.60	14.144	14.34	42.03
54.00	(12) 1 5/8" Coax	Yes	1.00	42.03	0.60	14.144	14.34	42.03
54.00	(12) 1 1/4" Coax	Yes	1.00	0.00	0.00	14.144	0.00	0.00
54.00	(6) 1 5/8" Coax	Yes	1.00	0.00	0.00	14.144	0.00	0.00
55.00	(18) 1 5/8" Coax	Yes	1.00	42.03	0.60	14.218	14.42	42.03
55.00	(12) 1 5/8" Coax	Yes	1.00	42.03	0.60	14.218	14.42	42.03
55.00	(12) 1 1/4" Coax	Yes	1.00	0.00	0.00	14.218	0.00	0.00
55.00	(6) 1 5/8" Coax	Yes	1.00	0.00	0.00	14.218	0.00	0.00
56.00	(18) 1 5/8" Coax	Yes	1.00	42.03	0.60	14.291	14.49	42.03
56.00	(12) 1 5/8" Coax	Yes	1.00	42.03	0.60	14.291	14.49	42.03
56.00	(12) 1 1/4" Coax	Yes	1.00	0.00	0.00	14.291	0.00	0.00
56.00	(6) 1 5/8" Coax	Yes	1.00	0.00	0.00	14.291	0.00	0.00
57.00	(18) 1 5/8" Coax	Yes	1.00	42.03	0.60	14.364	14.57	42.03
57.00	(12) 1 5/8" Coax	Yes	1.00	42.03	0.60	14.364	14.57	42.03
57.00	(12) 1 1/4" Coax	Yes	1.00	0.00	0.00	14.364	0.00	0.00
57.00	(6) 1 5/8" Coax	Yes	1.00	0.00	0.00	14.364	0.00	0.00
58.00	(18) 1 5/8" Coax	Yes	1.00	42.03	0.60	14.435	14.64	42.03
58.00	(12) 1 5/8" Coax	Yes	1.00	42.03	0.60	14.435	14.64	42.03
58.00	(12) 1 1/4" Coax	Yes	1.00	0.00	0.00	14.435	0.00	0.00
58.00	(6) 1 5/8" Coax	Yes	1.00	0.00	0.00	14.435	0.00	0.00
59.00	(18) 1 5/8" Coax	Yes	1.00	42.03	0.60	14.506	14.71	42.03
59.00	(12) 1 5/8" Coax	Yes	1.00	42.03	0.60	14.506	14.71	42.03
59.00	(12) 1 1/4" Coax	Yes	1.00	0.00	0.00	14.506	0.00	0.00
59.00	(6) 1 5/8" Coax	Yes	1.00	0.00	0.00	14.506	0.00	0.00
60.00	(18) 1 5/8" Coax	Yes	1.00	42.03	0.60	14.576	14.78	42.03
60.00	(12) 1 5/8" Coax	Yes	1.00	42.03	0.60	14.576	14.78	42.03
60.00	(12) 1 1/4" Coax	Yes	1.00	0.00	0.00	14.576	0.00	0.00
60.00	(6) 1 5/8" Coax	Yes	1.00	0.00	0.00	14.576	0.00	0.00
61.00	(18) 1 5/8" Coax	Yes	1.00	42.03	0.60	14.645	14.85	42.03

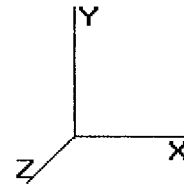
Pole : 302506
 Location : Winchester CT 3, CT
 Height : 180.0 (ft)
 Base Dia : 52.75 (in)
 Top Dia : 15.00 (in)
 Shape : 18 Sides
 Taper : 0.219444 (in/ft)

Code: TIA/EIA-222 Rev F

9/14/2012 4:06:44 PM

Page: 44

Base Elev : 0.000 (ft)



Copyright © 2007 - 2011 by American Tower Corporation. All rights reserved.

Load Case: Ice	69.28 mph Wind with Ice	38 Iterations
Gust Response Factor : 1.69		
Dead Load Factor : 1.00		
Wind Load Factor : 1.00		

61.00	(12) 1 5/8" Coax	Yes	1.00	42.03	0.60	14.645	14.85	42.03
61.00	(12) 1 1/4" Coax	Yes	1.00	0.00	0.00	14.645	0.00	0.00
61.00	(6) 1 5/8" Coax	Yes	1.00	0.00	0.00	14.645	0.00	0.00
62.00	(18) 1 5/8" Coax	Yes	1.00	42.03	0.60	14.713	14.92	42.03
62.00	(12) 1 5/8" Coax	Yes	1.00	42.03	0.60	14.713	14.92	42.03
62.00	(12) 1 1/4" Coax	Yes	1.00	0.00	0.00	14.713	0.00	0.00
62.00	(6) 1 5/8" Coax	Yes	1.00	0.00	0.00	14.713	0.00	0.00
63.00	(18) 1 5/8" Coax	Yes	1.00	42.03	0.60	14.781	14.99	42.03
63.00	(12) 1 5/8" Coax	Yes	1.00	42.03	0.60	14.781	14.99	42.03
63.00	(12) 1 1/4" Coax	Yes	1.00	0.00	0.00	14.781	0.00	0.00
63.00	(6) 1 5/8" Coax	Yes	1.00	0.00	0.00	14.781	0.00	0.00
64.00	(18) 1 5/8" Coax	Yes	1.00	42.03	0.60	14.847	15.06	42.03
64.00	(12) 1 5/8" Coax	Yes	1.00	42.03	0.60	14.847	15.06	42.03
64.00	(12) 1 1/4" Coax	Yes	1.00	0.00	0.00	14.847	0.00	0.00
64.00	(6) 1 5/8" Coax	Yes	1.00	0.00	0.00	14.847	0.00	0.00
65.00	(18) 1 5/8" Coax	Yes	1.00	42.03	0.60	14.913	15.12	42.03
65.00	(12) 1 5/8" Coax	Yes	1.00	42.03	0.60	14.913	15.12	42.03
65.00	(12) 1 1/4" Coax	Yes	1.00	0.00	0.00	14.913	0.00	0.00
65.00	(6) 1 5/8" Coax	Yes	1.00	0.00	0.00	14.913	0.00	0.00
66.00	(18) 1 5/8" Coax	Yes	1.00	42.03	0.60	14.978	15.19	42.03
66.00	(12) 1 5/8" Coax	Yes	1.00	42.03	0.60	14.978	15.19	42.03
66.00	(12) 1 1/4" Coax	Yes	1.00	0.00	0.00	14.978	0.00	0.00
66.00	(6) 1 5/8" Coax	Yes	1.00	0.00	0.00	14.978	0.00	0.00
67.00	(18) 1 5/8" Coax	Yes	1.00	42.03	0.60	15.043	15.25	42.03
67.00	(12) 1 5/8" Coax	Yes	1.00	42.03	0.60	15.043	15.25	42.03
67.00	(12) 1 1/4" Coax	Yes	1.00	0.00	0.00	15.043	0.00	0.00
67.00	(6) 1 5/8" Coax	Yes	1.00	0.00	0.00	15.043	0.00	0.00
68.00	(18) 1 5/8" Coax	Yes	1.00	42.03	0.60	15.107	15.32	42.03
68.00	(12) 1 5/8" Coax	Yes	1.00	42.03	0.60	15.107	15.32	42.03
68.00	(12) 1 1/4" Coax	Yes	1.00	0.00	0.00	15.107	0.00	0.00
68.00	(6) 1 5/8" Coax	Yes	1.00	0.00	0.00	15.107	0.00	0.00
69.00	(18) 1 5/8" Coax	Yes	1.00	42.03	0.60	15.170	15.38	42.03
69.00	(12) 1 5/8" Coax	Yes	1.00	42.03	0.60	15.170	15.38	42.03
69.00	(12) 1 1/4" Coax	Yes	1.00	0.00	0.00	15.170	0.00	0.00
69.00	(6) 1 5/8" Coax	Yes	1.00	0.00	0.00	15.170	0.00	0.00
70.00	(18) 1 5/8" Coax	Yes	1.00	42.03	0.60	15.232	15.45	42.03
70.00	(12) 1 5/8" Coax	Yes	1.00	42.03	0.60	15.232	15.45	42.03
70.00	(12) 1 1/4" Coax	Yes	1.00	0.00	0.00	15.232	0.00	0.00
70.00	(6) 1 5/8" Coax	Yes	1.00	0.00	0.00	15.232	0.00	0.00
71.00	(18) 1 5/8" Coax	Yes	1.00	42.03	0.60	15.294	15.51	42.03
71.00	(12) 1 5/8" Coax	Yes	1.00	42.03	0.60	15.294	15.51	42.03
71.00	(12) 1 1/4" Coax	Yes	1.00	0.00	0.00	15.294	0.00	0.00
71.00	(6) 1 5/8" Coax	Yes	1.00	0.00	0.00	15.294	0.00	0.00
72.00	(18) 1 5/8" Coax	Yes	1.00	42.03	0.60	15.355	15.57	42.03
72.00	(12) 1 5/8" Coax	Yes	1.00	42.03	0.60	15.355	15.57	42.03
72.00	(12) 1 1/4" Coax	Yes	1.00	0.00	0.00	15.355	0.00	0.00
72.00	(6) 1 5/8" Coax	Yes	1.00	0.00	0.00	15.355	0.00	0.00
73.00	(18) 1 5/8" Coax	Yes	1.00	42.03	0.60	15.416	15.63	42.03
73.00	(12) 1 5/8" Coax	Yes	1.00	42.03	0.60	15.416	15.63	42.03
73.00	(12) 1 1/4" Coax	Yes	1.00	0.00	0.00	15.416	0.00	0.00
73.00	(6) 1 5/8" Coax	Yes	1.00	0.00	0.00	15.416	0.00	0.00
74.00	(18) 1 5/8" Coax	Yes	1.00	42.03	0.60	15.476	15.69	42.03
74.00	(12) 1 5/8" Coax	Yes	1.00	42.03	0.60	15.476	15.69	42.03
74.00	(12) 1 1/4" Coax	Yes	1.00	0.00	0.00	15.476	0.00	0.00
74.00	(6) 1 5/8" Coax	Yes	1.00	0.00	0.00	15.476	0.00	0.00
75.00	(18) 1 5/8" Coax	Yes	1.00	42.03	0.60	15.536	15.75	42.03
75.00	(12) 1 5/8" Coax	Yes	1.00	42.03	0.60	15.536	15.75	42.03

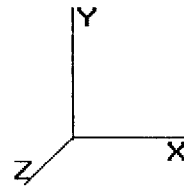
Pole : 302506
 Location : Winchester CT 3, CT
 Height : 180.0 (ft)
 Base Dia : 52.75 (in)
 Top Dia : 15.00 (in)
 Shape : 18 Sides
 Taper : 0.219444 (in/ft)

Code: TIA/EIA-222 Rev F

9/14/2012 4:06:44 PM

Page: 45

Base Elev: 0.000 (ft)



Copyright © 2007 - 2011 by American Tower Corporation. All rights reserved.

Load Case: Ice	69.28 mph Wind with Ice	38 Iterations
Gust Response Factor : 1.69		
Dead Load Factor : 1.00		
Wind Load Factor : 1.00		

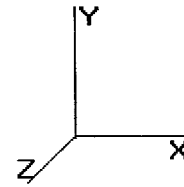
75.00	(12) 1 1/4" Coax	Yes	1.00	0.00	0.00	15.536	0.00	0.00
75.00	(6) 1 5/8" Coax	Yes	1.00	0.00	0.00	15.536	0.00	0.00
76.00	(18) 1 5/8" Coax	Yes	1.00	42.03	0.60	15.594	15.81	42.03
76.00	(12) 1 5/8" Coax	Yes	1.00	42.03	0.60	15.594	15.81	42.03
76.00	(12) 1 1/4" Coax	Yes	1.00	0.00	0.00	15.594	0.00	0.00
76.00	(6) 1 5/8" Coax	Yes	1.00	0.00	0.00	15.594	0.00	0.00
77.00	(18) 1 5/8" Coax	Yes	1.00	42.03	0.60	15.653	15.87	42.03
77.00	(12) 1 5/8" Coax	Yes	1.00	42.03	0.60	15.653	15.87	42.03
77.00	(12) 1 1/4" Coax	Yes	1.00	0.00	0.00	15.653	0.00	0.00
77.00	(6) 1 5/8" Coax	Yes	1.00	0.00	0.00	15.653	0.00	0.00
78.00	(18) 1 5/8" Coax	Yes	1.00	42.03	0.60	15.711	15.93	42.03
78.00	(12) 1 5/8" Coax	Yes	1.00	42.03	0.60	15.711	15.93	42.03
78.00	(12) 1 1/4" Coax	Yes	1.00	0.00	0.00	15.711	0.00	0.00
78.00	(6) 1 5/8" Coax	Yes	1.00	0.00	0.00	15.711	0.00	0.00
79.00	(18) 1 5/8" Coax	Yes	1.00	42.03	0.60	15.768	15.99	42.03
79.00	(12) 1 5/8" Coax	Yes	1.00	42.03	0.60	15.768	15.99	42.03
79.00	(12) 1 1/4" Coax	Yes	1.00	0.00	0.00	15.768	0.00	0.00
79.00	(6) 1 5/8" Coax	Yes	1.00	0.00	0.00	15.768	0.00	0.00
80.00	(18) 1 5/8" Coax	Yes	1.00	42.03	0.60	15.825	16.05	42.03
80.00	(12) 1 5/8" Coax	Yes	1.00	42.03	0.60	15.825	16.05	42.03
80.00	(12) 1 1/4" Coax	Yes	1.00	0.00	0.00	15.825	0.00	0.00
80.00	(6) 1 5/8" Coax	Yes	1.00	0.00	0.00	15.825	0.00	0.00
81.00	(18) 1 5/8" Coax	Yes	1.00	42.03	0.60	15.881	16.10	42.03
81.00	(12) 1 5/8" Coax	Yes	1.00	42.03	0.60	15.881	16.10	42.03
81.00	(12) 1 1/4" Coax	Yes	1.00	0.00	0.00	15.881	0.00	0.00
81.00	(6) 1 5/8" Coax	Yes	1.00	0.00	0.00	15.881	0.00	0.00
82.00	(18) 1 5/8" Coax	Yes	1.00	42.03	0.60	15.937	16.16	42.03
82.00	(12) 1 5/8" Coax	Yes	1.00	42.03	0.60	15.937	16.16	42.03
82.00	(12) 1 1/4" Coax	Yes	1.00	0.00	0.00	15.937	0.00	0.00
82.00	(6) 1 5/8" Coax	Yes	1.00	0.00	0.00	15.937	0.00	0.00
83.00	(18) 1 5/8" Coax	Yes	1.00	42.03	0.60	15.992	16.22	42.03
83.00	(12) 1 5/8" Coax	Yes	1.00	42.03	0.60	15.992	16.22	42.03
83.00	(12) 1 1/4" Coax	Yes	1.00	0.00	0.00	15.992	0.00	0.00
83.00	(6) 1 5/8" Coax	Yes	1.00	0.00	0.00	15.992	0.00	0.00
84.00	(18) 1 5/8" Coax	Yes	1.00	42.03	0.60	16.047	16.27	42.03
84.00	(12) 1 5/8" Coax	Yes	1.00	42.03	0.60	16.047	16.27	42.03
84.00	(12) 1 1/4" Coax	Yes	1.00	0.00	0.00	16.047	0.00	0.00
84.00	(6) 1 5/8" Coax	Yes	1.00	0.00	0.00	16.047	0.00	0.00
85.00	(18) 1 5/8" Coax	Yes	1.00	42.03	0.60	16.101	16.33	42.03
85.00	(12) 1 5/8" Coax	Yes	1.00	42.03	0.60	16.101	16.33	42.03
85.00	(12) 1 1/4" Coax	Yes	1.00	0.00	0.00	16.101	0.00	0.00
85.00	(6) 1 5/8" Coax	Yes	1.00	0.00	0.00	16.101	0.00	0.00
86.00	(18) 1 5/8" Coax	Yes	1.00	42.03	0.60	16.155	16.38	42.03
86.00	(12) 1 5/8" Coax	Yes	1.00	42.03	0.60	16.155	16.38	42.03
86.00	(12) 1 1/4" Coax	Yes	1.00	0.00	0.00	16.155	0.00	0.00
86.00	(6) 1 5/8" Coax	Yes	1.00	0.00	0.00	16.155	0.00	0.00
87.00	(18) 1 5/8" Coax	Yes	1.00	42.03	0.60	16.209	16.44	42.03
87.00	(12) 1 5/8" Coax	Yes	1.00	42.03	0.60	16.209	16.44	42.03
87.00	(12) 1 1/4" Coax	Yes	1.00	0.00	0.00	16.209	0.00	0.00
87.00	(6) 1 5/8" Coax	Yes	1.00	0.00	0.00	16.209	0.00	0.00
87.54	(18) 1 5/8" Coax	Yes	0.54	42.03	0.60	16.237	8.89	22.69
87.54	(12) 1 5/8" Coax	Yes	0.54	42.03	0.60	16.237	8.89	22.69
87.54	(12) 1 1/4" Coax	Yes	0.54	0.00	0.00	16.237	0.00	0.00
87.54	(6) 1 5/8" Coax	Yes	0.54	0.00	0.00	16.237	0.00	0.00
88.00	(18) 1 5/8" Coax	Yes	0.46	42.03	0.60	16.262	7.59	19.34
88.00	(12) 1 5/8" Coax	Yes	0.46	42.03	0.60	16.262	7.59	19.34
88.00	(12) 1 1/4" Coax	Yes	0.46	0.00	0.00	16.262	0.00	0.00

Pole : 302506
 Location : Winchester CT 3, CT
 Height : 180.0 (ft)
 Base Dia : 52.75 (in)
 Top Dia : 15.00 (in)
 Shape : 18 Sides
 Taper : 0.219444 (in/ft)

Code: TIA/EIA-222 Rev F

Base Elev : 0.000 (ft)

Copyright © 2007 - 2011 by American Tower Corporation. All rights reserved.



9/14/2012 4:06:44 PM

Page: 46

Load Case: Ice

69.28 mph Wind with Ice

38 Iterations

Gust Response Factor : 1.69
 Dead Load Factor : 1.00
 Wind Load Factor : 1.00

88.00	(6) 1 5/8" Coax	Yes	0.46	0.00	0.00	16.262	0.00	0.00
89.00	(18) 1 5/8" Coax	Yes	1.00	42.03	0.60	16.314	16.54	42.03
89.00	(12) 1 5/8" Coax	Yes	1.00	42.03	0.60	16.314	16.54	42.03
89.00	(12) 1 1/4" Coax	Yes	1.00	0.00	0.00	16.314	0.00	0.00
89.00	(6) 1 5/8" Coax	Yes	1.00	0.00	0.00	16.314	0.00	0.00
90.00	(18) 1 5/8" Coax	Yes	1.00	42.03	0.60	16.366	16.60	42.03
90.00	(12) 1 5/8" Coax	Yes	1.00	42.03	0.60	16.366	16.60	42.03
90.00	(12) 1 1/4" Coax	Yes	1.00	0.00	0.00	16.366	0.00	0.00
90.00	(6) 1 5/8" Coax	Yes	1.00	0.00	0.00	16.366	0.00	0.00
91.00	(18) 1 5/8" Coax	Yes	1.00	42.03	0.60	16.418	16.65	42.03
91.00	(12) 1 5/8" Coax	Yes	1.00	42.03	0.60	16.418	16.65	42.03
91.00	(12) 1 1/4" Coax	Yes	1.00	0.00	0.00	16.418	0.00	0.00
91.00	(6) 1 5/8" Coax	Yes	1.00	0.00	0.00	16.418	0.00	0.00
92.00	(18) 1 5/8" Coax	Yes	1.00	42.03	0.60	16.469	16.70	42.03
92.00	(12) 1 5/8" Coax	Yes	1.00	42.03	0.60	16.469	16.70	42.03
92.00	(12) 1 1/4" Coax	Yes	1.00	0.00	0.00	16.469	0.00	0.00
92.00	(6) 1 5/8" Coax	Yes	1.00	0.00	0.00	16.469	0.00	0.00
92.46	(18) 1 5/8" Coax	Yes	0.46	42.03	0.60	16.493	7.64	19.19
92.46	(12) 1 5/8" Coax	Yes	0.46	42.03	0.60	16.493	7.64	19.19
92.46	(12) 1 1/4" Coax	Yes	0.46	0.00	0.00	16.493	0.00	0.00
92.46	(6) 1 5/8" Coax	Yes	0.46	0.00	0.00	16.493	0.00	0.00
93.00	(18) 1 5/8" Coax	Yes	0.54	42.03	0.60	16.520	9.10	22.84
93.00	(12) 1 5/8" Coax	Yes	0.54	42.03	0.60	16.520	9.10	22.84
93.00	(12) 1 1/4" Coax	Yes	0.54	0.00	0.00	16.520	0.00	0.00
93.00	(6) 1 5/8" Coax	Yes	0.54	0.00	0.00	16.520	0.00	0.00
94.00	(18) 1 5/8" Coax	Yes	1.00	42.03	0.60	16.571	16.80	42.03
94.00	(12) 1 5/8" Coax	Yes	1.00	42.03	0.60	16.571	16.80	42.03
94.00	(12) 1 1/4" Coax	Yes	1.00	0.00	0.00	16.571	0.00	0.00
94.00	(6) 1 5/8" Coax	Yes	1.00	0.00	0.00	16.571	0.00	0.00
95.00	(18) 1 5/8" Coax	Yes	1.00	42.03	0.60	16.621	16.85	42.03
95.00	(12) 1 5/8" Coax	Yes	1.00	42.03	0.60	16.621	16.85	42.03
95.00	(12) 1 1/4" Coax	Yes	1.00	0.00	0.00	16.621	0.00	0.00
95.00	(6) 1 5/8" Coax	Yes	1.00	0.00	0.00	16.621	0.00	0.00
96.00	(18) 1 5/8" Coax	Yes	1.00	42.03	0.60	16.671	16.90	42.03
96.00	(12) 1 5/8" Coax	Yes	1.00	42.03	0.60	16.671	16.90	42.03
96.00	(12) 1 1/4" Coax	Yes	1.00	0.00	0.00	16.671	0.00	0.00
96.00	(6) 1 5/8" Coax	Yes	1.00	0.00	0.00	16.671	0.00	0.00
97.00	(18) 1 5/8" Coax	Yes	1.00	42.03	0.60	16.720	16.95	42.03
97.00	(12) 1 5/8" Coax	Yes	1.00	42.03	0.60	16.720	16.95	42.03
97.00	(12) 1 1/4" Coax	Yes	1.00	0.00	0.00	16.720	0.00	0.00
97.00	(6) 1 5/8" Coax	Yes	1.00	0.00	0.00	16.720	0.00	0.00
98.00	(18) 1 5/8" Coax	Yes	1.00	42.03	0.60	16.769	17.00	42.03
98.00	(12) 1 5/8" Coax	Yes	1.00	42.03	0.60	16.769	17.00	42.03
98.00	(12) 1 1/4" Coax	Yes	1.00	0.00	0.00	16.769	0.00	0.00
98.00	(6) 1 5/8" Coax	Yes	1.00	0.00	0.00	16.769	0.00	0.00
99.00	(18) 1 5/8" Coax	Yes	1.00	42.03	0.60	16.818	17.05	42.03
99.00	(12) 1 5/8" Coax	Yes	1.00	42.03	0.60	16.818	17.05	42.03
99.00	(12) 1 1/4" Coax	Yes	1.00	0.00	0.00	16.818	0.00	0.00
99.00	(6) 1 5/8" Coax	Yes	1.00	0.00	0.00	16.818	0.00	0.00
100.0	(18) 1 5/8" Coax	Yes	1.00	42.03	0.60	16.866	17.10	42.03
100.0	(12) 1 5/8" Coax	Yes	1.00	42.03	0.60	16.866	17.10	42.03
100.0	(12) 1 1/4" Coax	Yes	1.00	0.00	0.00	16.866	0.00	0.00
100.0	(6) 1 5/8" Coax	Yes	1.00	0.00	0.00	16.866	0.00	0.00
101.0	(18) 1 5/8" Coax	Yes	1.00	42.03	0.60	16.914	17.15	42.03
101.0	(12) 1 5/8" Coax	Yes	1.00	42.03	0.60	16.914	17.15	42.03
101.0	(12) 1 1/4" Coax	Yes	1.00	0.00	0.00	16.914	0.00	0.00
101.0	(6) 1 5/8" Coax	Yes	1.00	0.00	0.00	16.914	0.00	0.00

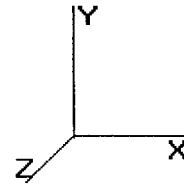
Pole : 302506
 Location : Winchester CT 3, CT
 Height : 180.0 (ft)
 Base Dia : 52.75 (in)
 Top Dia : 15.00 (in)
 Shape : 18 Sides
 Taper : 0.219444 (in/ft)

Code: TIA/EIA-222 Rev F

9/14/2012 4:06:44 PM

Page: 47

Base Elev : 0.000 (ft)



Copyright © 2007 - 2011 by American Tower Corporation. All rights reserved.

Load Case: Ice

69.28 mph Wind with Ice

38 Iterations

Gust Response Factor : 1.69

Dead Load Factor : 1.00

Wind Load Factor : 1.00

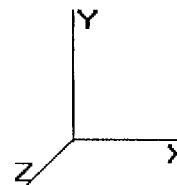
102.0	(18) 1 5/8" Coax	Yes	1.00	42.03	0.60	16.962	17.20	42.03
102.0	(12) 1 5/8" Coax	Yes	1.00	42.03	0.60	16.962	17.20	42.03
102.0	(12) 1 1/4" Coax	Yes	1.00	0.00	0.00	16.962	0.00	0.00
102.0	(6) 1 5/8" Coax	Yes	1.00	0.00	0.00	16.962	0.00	0.00
103.0	(18) 1 5/8" Coax	Yes	1.00	42.03	0.60	17.009	17.25	42.03
103.0	(12) 1 5/8" Coax	Yes	1.00	42.03	0.60	17.009	17.25	42.03
103.0	(12) 1 1/4" Coax	Yes	1.00	0.00	0.00	17.009	0.00	0.00
103.0	(6) 1 5/8" Coax	Yes	1.00	0.00	0.00	17.009	0.00	0.00
104.0	(18) 1 5/8" Coax	Yes	1.00	42.03	0.60	17.056	17.30	42.03
104.0	(12) 1 5/8" Coax	Yes	1.00	42.03	0.60	17.056	17.30	42.03
104.0	(12) 1 1/4" Coax	Yes	1.00	0.00	0.00	17.056	0.00	0.00
104.0	(6) 1 5/8" Coax	Yes	1.00	0.00	0.00	17.056	0.00	0.00
105.0	(18) 1 5/8" Coax	Yes	1.00	42.03	0.60	17.103	17.34	42.03
105.0	(12) 1 5/8" Coax	Yes	1.00	42.03	0.60	17.103	17.34	42.03
105.0	(12) 1 1/4" Coax	Yes	1.00	0.00	0.00	17.103	0.00	0.00
105.0	(6) 1 5/8" Coax	Yes	1.00	0.00	0.00	17.103	0.00	0.00
106.0	(18) 1 5/8" Coax	Yes	1.00	42.03	0.60	17.150	17.39	42.03
106.0	(12) 1 5/8" Coax	Yes	1.00	42.03	0.60	17.150	17.39	42.03
106.0	(12) 1 1/4" Coax	Yes	1.00	0.00	0.00	17.150	0.00	0.00
107.0	(18) 1 5/8" Coax	Yes	1.00	42.03	0.60	17.196	17.44	42.03
107.0	(12) 1 5/8" Coax	Yes	1.00	42.03	0.60	17.196	17.44	42.03
107.0	(12) 1 1/4" Coax	Yes	1.00	0.00	0.00	17.196	0.00	0.00
108.0	(18) 1 5/8" Coax	Yes	1.00	42.03	0.60	17.241	17.48	42.03
108.0	(12) 1 5/8" Coax	Yes	1.00	42.03	0.60	17.241	17.48	42.03
108.0	(12) 1 1/4" Coax	Yes	1.00	0.00	0.00	17.241	0.00	0.00
109.0	(18) 1 5/8" Coax	Yes	1.00	42.03	0.60	17.287	17.53	42.03
109.0	(12) 1 5/8" Coax	Yes	1.00	42.03	0.60	17.287	17.53	42.03
109.0	(12) 1 1/4" Coax	Yes	1.00	0.00	0.00	17.287	0.00	0.00
110.0	(18) 1 5/8" Coax	Yes	1.00	42.03	0.60	17.332	17.57	42.03
110.0	(12) 1 5/8" Coax	Yes	1.00	42.03	0.60	17.332	17.57	42.03
110.0	(12) 1 1/4" Coax	Yes	1.00	0.00	0.00	17.332	0.00	0.00
111.0	(18) 1 5/8" Coax	Yes	1.00	42.03	0.60	17.377	17.62	42.03
111.0	(12) 1 5/8" Coax	Yes	1.00	42.03	0.60	17.377	17.62	42.03
111.0	(12) 1 1/4" Coax	Yes	1.00	0.00	0.00	17.377	0.00	0.00
112.0	(18) 1 5/8" Coax	Yes	1.00	42.03	0.60	17.421	17.67	42.03
112.0	(12) 1 5/8" Coax	Yes	1.00	42.03	0.60	17.421	17.67	42.03
112.0	(12) 1 1/4" Coax	Yes	1.00	0.00	0.00	17.421	0.00	0.00
113.0	(18) 1 5/8" Coax	Yes	1.00	42.03	0.60	17.466	17.71	42.03
113.0	(12) 1 5/8" Coax	Yes	1.00	42.03	0.60	17.466	17.71	42.03
113.0	(12) 1 1/4" Coax	Yes	1.00	0.00	0.00	17.466	0.00	0.00
114.0	(18) 1 5/8" Coax	Yes	1.00	42.03	0.60	17.510	17.75	42.03
114.0	(12) 1 5/8" Coax	Yes	1.00	42.03	0.60	17.510	17.75	42.03
114.0	(12) 1 1/4" Coax	Yes	1.00	0.00	0.00	17.510	0.00	0.00
114.5	(18) 1 5/8" Coax	Yes	0.50	42.03	0.60	17.532	8.89	21.01
114.5	(12) 1 5/8" Coax	Yes	0.50	42.03	0.60	17.532	8.89	21.01
114.5	(12) 1 1/4" Coax	Yes	0.50	0.00	0.00	17.532	0.00	0.00
115.0	(18) 1 5/8" Coax	Yes	0.50	42.03	0.60	17.554	8.90	21.01
115.0	(12) 1 5/8" Coax	Yes	0.50	42.03	0.60	17.554	8.90	21.01
116.0	(18) 1 5/8" Coax	Yes	1.00	42.03	0.60	17.597	17.84	42.03
116.0	(12) 1 5/8" Coax	Yes	1.00	42.03	0.60	17.597	17.84	42.03
117.0	(18) 1 5/8" Coax	Yes	1.00	42.03	0.60	17.640	17.89	42.03
117.0	(12) 1 5/8" Coax	Yes	1.00	42.03	0.60	17.640	17.89	42.03
118.0	(18) 1 5/8" Coax	Yes	1.00	42.03	0.60	17.683	17.93	42.03
118.0	(12) 1 5/8" Coax	Yes	1.00	42.03	0.60	17.683	17.93	42.03
119.0	(18) 1 5/8" Coax	Yes	1.00	42.03	0.60	17.726	17.97	42.03
119.0	(12) 1 5/8" Coax	Yes	1.00	42.03	0.60	17.726	17.97	42.03
120.0	(18) 1 5/8" Coax	Yes	1.00	42.03	0.60	17.768	18.02	42.03

Pole : 302506
 Location : Winchester CT 3, CT
 Height : 180.0 (ft)
 Base Dia : 52.75 (in)
 Top Dia : 15.00 (in)
 Shape : 18 Sides
 Taper : 0.219444 (in/ft)

Code: TIA/EIA-222 Rev F

9/14/2012 4:06:44 PM
 Page: 48

Base Elev : 0.000 (ft)



Copyright © 2007 - 2011 by American Tower Corporation. All rights reserved.

Load Case: Ice

69.28 mph Wind with Ice

38 Iterations

Gust Response Factor : 1.69
 Dead Load Factor : 1.00
 Wind Load Factor : 1.00

120.0	(12) 1 5/8" Coax	Yes	1.00	42.03	0.60	17.768	18.02	42.03
121.0	(18) 1 5/8" Coax	Yes	1.00	42.03	0.60	17.811	18.06	42.03
121.0	(12) 1 5/8" Coax	Yes	1.00	42.03	0.60	17.811	18.06	42.03
122.0	(18) 1 5/8" Coax	Yes	1.00	42.03	0.60	17.852	18.10	42.03
122.0	(12) 1 5/8" Coax	Yes	1.00	42.03	0.60	17.852	18.10	42.03
123.0	(18) 1 5/8" Coax	Yes	1.00	42.03	0.60	17.894	18.14	42.03
123.0	(12) 1 5/8" Coax	Yes	1.00	42.03	0.60	17.894	18.14	42.03
124.0	(18) 1 5/8" Coax	Yes	1.00	42.03	0.60	17.936	18.19	42.03
124.0	(12) 1 5/8" Coax	Yes	1.00	42.03	0.60	17.936	18.19	42.03
125.0	(18) 1 5/8" Coax	Yes	1.00	42.03	0.60	17.977	18.23	42.03
125.0	(12) 1 5/8" Coax	Yes	1.00	42.03	0.60	17.977	18.23	42.03
126.0	(18) 1 5/8" Coax	Yes	1.00	42.03	0.60	18.018	18.27	42.03
127.0	(18) 1 5/8" Coax	Yes	1.00	42.03	0.60	18.058	18.31	42.03
128.0	(18) 1 5/8" Coax	Yes	1.00	42.03	0.60	18.099	18.35	42.03
129.0	(18) 1 5/8" Coax	Yes	1.00	42.03	0.60	18.139	18.39	42.03
130.0	(18) 1 5/8" Coax	Yes	1.00	42.03	0.60	18.179	18.43	42.03
131.0	(18) 1 5/8" Coax	Yes	1.00	42.03	0.60	18.219	18.47	42.03
132.0	(18) 1 5/8" Coax	Yes	1.00	42.03	0.60	18.259	18.51	42.03
132.1	(18) 1 5/8" Coax	Yes	0.12	42.03	0.60	18.264	2.22	5.04
133.0	(18) 1 5/8" Coax	Yes	0.88	42.03	0.60	18.298	16.33	36.99
134.0	(18) 1 5/8" Coax	Yes	1.00	42.03	0.60	18.337	18.59	42.03
135.0	(18) 1 5/8" Coax	Yes	1.00	42.03	0.60	18.376	18.63	42.03
135.8	(18) 1 5/8" Coax	Yes	0.87	42.03	0.60	18.410	16.24	36.56
136.0	(18) 1 5/8" Coax	Yes	0.13	42.03	0.60	18.415	2.43	5.47
137.0	(18) 1 5/8" Coax	Yes	1.00	42.03	0.60	18.454	18.71	42.03
138.0	(18) 1 5/8" Coax	Yes	1.00	42.03	0.60	18.492	18.75	42.03
139.0	(18) 1 5/8" Coax	Yes	1.00	42.03	0.60	18.530	18.79	42.03
140.0	(18) 1 5/8" Coax	Yes	1.00	42.03	0.60	18.568	18.83	42.03
141.0	(18) 1 5/8" Coax	Yes	1.00	42.03	0.60	18.606	18.87	42.03
142.0	(18) 1 5/8" Coax	Yes	1.00	42.03	0.60	18.644	18.90	42.03
143.0	(18) 1 5/8" Coax	Yes	1.00	42.03	0.60	18.681	18.94	42.03
144.0	(18) 1 5/8" Coax	Yes	1.00	42.03	0.60	18.718	18.98	42.03
145.0	(18) 1 5/8" Coax	Yes	1.00	42.03	0.60	18.755	19.02	42.03
146.0	(18) 1 5/8" Coax	Yes	1.00	42.03	0.60	18.792	19.06	42.03
147.0	(18) 1 5/8" Coax	Yes	1.00	42.03	0.60	18.829	19.09	42.03
148.0	(18) 1 5/8" Coax	Yes	1.00	42.03	0.60	18.866	19.13	42.03
149.0	(18) 1 5/8" Coax	Yes	1.00	42.03	0.60	18.902	19.17	42.03
150.0	(18) 1 5/8" Coax	Yes	1.00	42.03	0.60	18.938	19.20	42.03
151.0	(18) 1 5/8" Coax	Yes	1.00	42.03	0.60	18.974	19.24	42.03
152.0	(18) 1 5/8" Coax	Yes	1.00	42.03	0.60	19.010	19.28	42.03
153.0	(18) 1 5/8" Coax	Yes	1.00	42.03	0.60	19.045	19.31	42.03
154.0	(18) 1 5/8" Coax	Yes	1.00	42.03	0.60	19.081	19.35	42.03
155.0	(18) 1 5/8" Coax	Yes	1.00	42.03	0.60	19.116	19.38	42.03
156.0	(18) 1 5/8" Coax	Yes	1.00	42.03	0.60	19.151	19.42	42.03
157.0	(18) 1 5/8" Coax	Yes	1.00	42.03	0.60	19.186	19.46	42.03
158.0	(18) 1 5/8" Coax	Yes	1.00	42.03	0.60	19.221	19.49	42.03
159.0	(18) 1 5/8" Coax	Yes	1.00	42.03	0.60	19.256	19.53	42.03
160.0	(18) 1 5/8" Coax	Yes	1.00	42.03	0.60	19.290	19.56	42.03
161.0	(18) 1 5/8" Coax	Yes	1.00	42.03	0.60	19.325	19.60	42.03
162.0	(18) 1 5/8" Coax	Yes	1.00	42.03	0.60	19.359	19.63	42.03
163.0	(18) 1 5/8" Coax	Yes	1.00	42.03	0.60	19.393	19.66	42.03
164.0	(18) 1 5/8" Coax	Yes	1.00	42.03	0.60	19.427	19.70	42.03
165.0	(18) 1 5/8" Coax	Yes	1.00	42.03	0.60	19.461	19.73	42.03
166.0	(18) 1 5/8" Coax	Yes	1.00	42.03	0.60	19.494	19.77	42.03

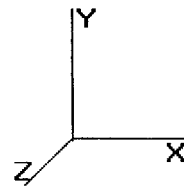
Totals: 4,513.57 12,230.73

Pole : 302506
 Location : Winchester CT 3, CT
 Height : 180.0 (ft)
 Base Dia : 52.75 (in)
 Top Dia : 15.00 (in)
 Shape : 18 Sides
 Taper : 0.219444 (in/ft)

Code: TIA/EIA-222 Rev F

Base Elev : 0.000 (ft)

Copyright © 2007 - 2011 by American Tower Corporation. All rights reserved.



9/14/2012 4:06:45 PM

Page: 49

Load Case: Ice

69.28 mph Wind with Ice

38 Iterations

Gust Response Factor : 1.69

Dead Load Factor : 1.00

Wind Load Factor : 1.00

Applied Segment Forces Summary

Seg Elev (ft)	Lateral FX (-) (lb)	Axial FY (-) (lb)	Torsion MY (lb-ft)	Moment MZ (lb-ft)
0.00	0.00	0.00	0.00	0.00
1.00	85.25	399.60	0.00	0.00
2.00	85.01	398.42	0.00	0.00
3.00	84.76	397.25	0.00	0.00
4.00	84.51	396.08	0.00	0.00
5.00	84.27	394.91	0.00	0.00
6.00	84.02	393.73	0.00	0.00
7.00	83.77	392.56	0.00	0.00
8.00	83.53	391.39	0.00	0.00
9.00	83.28	390.22	0.00	0.00
10.00	83.03	389.05	0.00	0.00
11.00	82.78	387.87	0.00	0.00
12.00	82.54	386.70	0.00	0.00
13.00	82.29	385.53	0.00	0.00
14.00	82.04	384.36	0.00	0.00
15.00	81.80	383.18	0.00	0.00
16.00	81.55	382.01	0.00	0.00
17.00	81.30	380.84	0.00	0.00
18.00	81.06	379.67	0.00	0.00
19.00	80.81	378.49	0.00	0.00
20.00	80.56	377.32	0.00	0.00
21.00	80.32	376.15	0.00	0.00
22.00	80.07	374.98	0.00	0.00
23.00	79.82	373.81	0.00	0.00
24.00	79.58	372.63	0.00	0.00
25.00	79.33	371.46	0.00	0.00
26.00	79.08	370.29	0.00	0.00
27.00	78.84	369.12	0.00	0.00
28.00	78.59	367.94	0.00	0.00
29.00	78.34	366.77	0.00	0.00
30.00	103.22	383.84	0.00	12.56
31.00	77.85	364.43	0.00	0.00
32.00	77.60	363.25	0.00	0.00
33.00	77.35	362.08	0.00	0.00
34.00	77.77	360.91	0.00	0.00
35.00	78.16	359.74	0.00	0.00
36.00	78.54	358.57	0.00	0.00
37.00	78.90	357.39	0.00	0.00
38.00	79.25	356.22	0.00	0.00
39.00	79.58	355.05	0.00	0.00
40.00	79.90	353.88	0.00	0.00
41.00	80.20	352.70	0.00	0.00
42.00	80.49	351.53	0.00	0.00
42.96	77.24	335.17	0.00	0.00
43.00	3.54	22.90	0.00	0.00
44.00	81.95	526.15	0.00	0.00
45.00	82.21	524.08	0.00	0.00
46.00	82.45	522.02	0.00	0.00
47.00	82.69	519.96	0.00	0.00
48.00	82.91	517.90	0.00	0.00

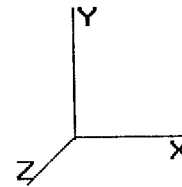
Pole : 302506
 Location : Winchester CT 3, CT
 Height : 180.0 (ft)
 Base Dia : 52.75 (in)
 Top Dia : 15.00 (in)
 Shape : 18 Sides
 Taper : 0.219444 (in/ft)

Code: TIA/EIA-222 Rev F

9/14/2012 4:06:45 PM
 Page: 50

Base Elev : 0.000 (ft)

Copyright © 2007- 2011 by American Tower Corporation. All rights reserved.



Load Case: Ice

69.28 mph Wind with Ice

38 Iterations

Gust Response Factor : 1.69
 Dead Load Factor : 1.00
 Wind Load Factor : 1.00

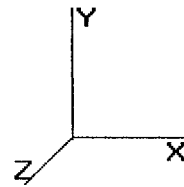
49.00	83.13	515.84	0.00	0.00
49.04	3.31	20.54	0.00	0.00
50.00	80.00	305.23	0.00	0.00
51.00	83.52	316.90	0.00	0.00
52.00	83.71	315.88	0.00	0.00
53.00	83.88	314.86	0.00	0.00
54.00	84.05	313.83	0.00	0.00
55.00	84.20	312.81	0.00	0.00
56.00	84.35	311.78	0.00	0.00
57.00	84.49	310.76	0.00	0.00
58.00	84.62	309.73	0.00	0.00
59.00	84.74	308.71	0.00	0.00
60.00	84.86	307.69	0.00	0.00
61.00	84.97	306.66	0.00	0.00
62.00	85.07	305.64	0.00	0.00
63.00	85.16	304.61	0.00	0.00
64.00	85.24	303.59	0.00	0.00
65.00	85.32	302.57	0.00	0.00
66.00	85.40	301.54	0.00	0.00
67.00	85.46	300.52	0.00	0.00
68.00	85.52	299.49	0.00	0.00
69.00	85.57	298.47	0.00	0.00
70.00	85.62	297.44	0.00	0.00
71.00	85.66	296.42	0.00	0.00
72.00	85.69	295.40	0.00	0.00
73.00	85.72	294.37	0.00	0.00
74.00	85.75	293.35	0.00	0.00
75.00	85.76	292.32	0.00	0.00
76.00	85.77	291.30	0.00	0.00
77.00	85.78	290.28	0.00	0.00
78.00	89.50	291.15	0.00	0.00
79.00	85.78	288.08	0.00	0.00
80.00	85.77	287.05	0.00	0.00
81.00	85.76	286.03	0.00	0.00
82.00	85.74	285.00	0.00	0.00
83.00	85.71	283.98	0.00	0.00
84.00	85.68	282.96	0.00	0.00
85.00	85.65	281.93	0.00	0.00
86.00	85.61	280.91	0.00	0.00
87.00	85.57	279.88	0.00	0.00
87.54	46.15	150.70	0.00	0.00
88.00	39.74	182.02	0.00	0.00
89.00	86.41	394.29	0.00	0.00
90.00	86.35	392.53	0.00	0.00
91.00	66.30	390.76	0.00	0.00
92.00	86.24	389.00	0.00	0.00
92.46	39.32	177.03	0.00	0.00
93.00	46.79	138.10	0.00	0.00
94.00	86.10	253.41	0.00	0.00
95.00	363.71	541.73	0.00	0.00
96.00	85.95	250.85	0.00	0.00
97.00	85.87	249.97	0.00	0.00
98.00	85.79	249.10	0.00	0.00
99.00	85.70	248.22	0.00	0.00
100.0	85.60	247.34	0.00	0.00
101.0	85.51	246.47	0.00	0.00
102.0	85.41	245.59	0.00	0.00

Pole : 302506
 Location : Winchester CT 3, CT
 Height : 180.0 (ft)
 Base Dia : 52.75 (in)
 Top Dia : 15.00 (in)
 Shape : 18 Sides
 Taper : 0.219444 (in/ft)

Code: TIA/EIA-222 Rev F

9/14/2012 4:06:45 PM
 Page: 51

Base Elev : 0.000 (ft)



Copyright © 2007 - 2011 by American Tower Corporation. All rights reserved.

Load Case: Ice 69.28 mph Wind with Ice 38 Iterations
 Gust Response Factor : 1.69
 Dead Load Factor : 1.00
 Wind Load Factor : 1.00

103.0		85.31	244.72	0.00	0.00
104.0		85.20	243.84	0.00	0.00
105.0		501.05	402.35	0.00	0.00
106.0		84.97	242.09	0.00	0.00
107.0		84.86	241.21	0.00	0.00
108.0		84.74	240.34	0.00	0.00
109.0		84.61	239.46	0.00	0.00
110.0		84.49	238.58	0.00	0.00
111.0		84.36	237.71	0.00	0.00
112.0		84.22	236.83	0.00	0.00
113.0		84.09	235.96	0.00	0.00
114.0		83.95	235.08	0.00	0.00
114.5		1,961.24	2,300.83	0.00	0.00
115.0		41.86	117.01	0.00	0.00
116.0		83.66	233.33	0.00	0.00
117.0		83.51	232.45	0.00	0.00
118.0		83.36	231.57	0.00	0.00
119.0		83.20	230.70	0.00	0.00
120.0		83.04	229.82	0.00	0.00
121.0		82.88	228.95	0.00	0.00
122.0		82.72	228.07	0.00	0.00
123.0		82.55	227.19	0.00	0.00
124.0		82.38	226.32	0.00	0.00
125.0		3,367.53	2,661.04	0.00	0.00
126.0		63.77	192.54	0.00	0.00
127.0		63.55	181.66	0.00	0.00
128.0		63.33	180.78	0.00	0.00
129.0		63.10	179.91	0.00	0.00
130.0		62.88	179.03	0.00	0.00
131.0		62.65	178.16	0.00	0.00
132.0		407.71	666.28	0.00	0.00
132.1		7.46	21.19	0.00	0.00
133.0		55.27	200.39	0.00	0.00
134.0		2,181.23	2,422.74	0.00	0.00
135.0		62.35	214.72	0.00	0.00
135.8		54.03	185.69	0.00	0.00
136.0		8.07	17.18	0.00	0.00
137.0		61.87	131.55	0.00	0.00
138.0		61.62	130.98	0.00	0.00
139.0		61.38	130.40	0.00	0.00
140.0		1,411.55	1,206.22	0.00	5,245.78
141.0		60.88	123.68	0.00	0.00
142.0		60.63	123.10	0.00	0.00
143.0		60.38	122.52	0.00	0.00
144.0		60.12	121.94	0.00	0.00
145.0		59.86	121.36	0.00	0.00
146.0		59.60	120.78	0.00	0.00
147.0		59.34	120.20	0.00	0.00
148.0		59.08	119.62	0.00	0.00
149.0		58.81	119.04	0.00	0.00
150.0		424.73	388.26	0.00	710.74
151.0		58.27	117.06	0.00	0.00
152.0		58.00	116.48	0.00	0.00
153.0		57.73	115.90	0.00	0.00
154.0		57.45	115.32	0.00	0.00
155.0		57.18	114.74	0.00	0.00
156.0		56.90	114.16	0.00	0.00

Pole : 302506
 Location : Winchester CT 3, CT
 Height : 180.0 (ft)
 Base Dia : 52.75 (in)
 Top Dia : 15.00 (in)
 Shape : 18 Sides
 Taper : 0.219444 (in/ft)

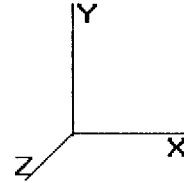
Code: TIA/EIA-222 Rev F

9/14/2012 4:06:45 PM

Page: 52

Base Elev : 0.000 (ft)

Copyright © 2007 - 2011 by American Tower Corporation. All rights reserved.



Load Case: Ice **69.28 mph Wind with Ice** **38 Iterations**
 Gust Response Factor : 1.69
 Dead Load Factor : 1.00
 Wind Load Factor : 1.00

157.0	56.61	113.58	0.00	0.00
158.0	56.33	113.00	0.00	0.00
159.0	56.05	112.42	0.00	0.00
160.0	55.76	111.84	0.00	0.00
161.0	55.47	111.26	0.00	0.00
162.0	55.18	110.68	0.00	0.00
163.0	54.89	110.10	0.00	0.00
164.0	54.59	109.52	0.00	0.00
165.0	54.30	108.94	0.00	0.00
166.0	2,363.82	1,801.97	0.00	0.00
167.0	33.90	65.75	0.00	0.00
168.0	33.56	65.17	0.00	0.00
169.0	33.23	64.59	0.00	0.00
170.0	32.89	64.01	0.00	0.00
171.0	32.55	63.43	0.00	0.00
172.0	32.21	62.85	0.00	0.00
173.0	31.86	62.27	0.00	0.00
174.0	1,086.70	1,761.69	0.00	0.00
175.0	31.17	61.11	0.00	0.00
176.0	30.83	60.53	0.00	0.00
177.0	30.48	59.95	0.00	0.00
178.0	30.13	59.37	0.00	0.00
179.0	29.77	58.79	0.00	0.00
180.0	3,263.20	3,023.46	0.00	9,357.14
Totals:	30,009.99	62,497.99	0.00	15,326.22

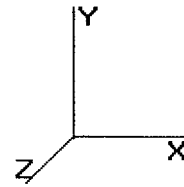
Pole : 302506
 Location : Winchester CT 3, CT
 Height : 180.0 (ft)
 Base Dia : 52.75 (in)
 Top Dia : 15.00 (in)
 Shape : 18 Sides
 Taper : 0.219444 (in/ft)

Code: TIA/EIA-222 Rev F

9/14/2012 4:06:45 PM

Page: 53

Base Elev: 0.000 (ft)



Copyright © 2007 - 2011 by American Tower Corporation. All rights reserved.

Load Case: Ice	69.28 mph Wind with Ice	38 Iterations
Gust Response Factor : 1.69		
Dead Load Factor : 1.00		
Wind Load Factor : 1.00		

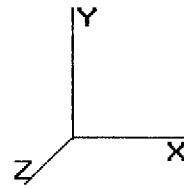
Calculated Shaft Forces and Deflections

Seg Elev (ft)	Lateral FX (-) (kips)	Axial FY (-) (kips)	Lateral FZ (kips)	Moment MX (ft-kips)	Torsion MY (ft-kips)	Moment MZ (ft-kips)	X Deflect (in)	Z Deflect (in)	Total Deflect (in)	Rotation (deg)
0.00	-30.033	-62.486	0.000	0.000	0.000	-3,839.339	0.000	0.000	0.000	0.000
1.00	-29.994	-62.063	0.000	0.000	0.000	-3,809.307	-0.005	0.000	0.005	-0.043
2.00	-29.956	-61.642	0.000	0.000	0.000	-3,779.314	-0.019	0.000	0.019	-0.087
3.00	-29.917	-61.222	0.000	0.000	0.000	-3,749.359	-0.042	0.000	0.042	-0.131
4.00	-29.878	-60.803	0.000	0.000	0.000	-3,719.442	-0.074	0.000	0.074	-0.175
5.00	-29.839	-60.386	0.000	0.000	0.000	-3,689.565	-0.116	0.000	0.116	-0.219
6.00	-29.800	-59.969	0.000	0.000	0.000	-3,659.726	-0.167	0.000	0.167	-0.263
7.00	-29.761	-59.554	0.000	0.000	0.000	-3,629.927	-0.227	0.000	0.227	-0.308
8.00	-29.722	-59.140	0.000	0.000	0.000	-3,600.167	-0.296	0.000	0.296	-0.352
9.00	-29.682	-58.727	0.000	0.000	0.000	-3,570.446	-0.375	0.000	0.375	-0.397
10.00	-29.642	-58.315	0.000	0.000	0.000	-3,540.765	-0.463	0.000	0.463	-0.443
11.00	-29.602	-57.904	0.000	0.000	0.000	-3,511.123	-0.561	0.000	0.561	-0.488
12.00	-29.562	-57.495	0.000	0.000	0.000	-3,481.522	-0.669	0.000	0.669	-0.534
13.00	-29.522	-57.086	0.000	0.000	0.000	-3,451.961	-0.785	0.000	0.785	-0.579
14.00	-29.482	-56.679	0.000	0.000	0.000	-3,422.439	-0.912	0.000	0.912	-0.626
15.00	-29.441	-56.273	0.000	0.000	0.000	-3,392.959	-1.048	0.000	1.048	-0.672
16.00	-29.400	-55.868	0.000	0.000	0.000	-3,363.518	-1.194	0.000	1.194	-0.718
17.00	-29.359	-55.464	0.000	0.000	0.000	-3,334.119	-1.350	0.000	1.350	-0.765
18.00	-29.318	-55.062	0.000	0.000	0.000	-3,304.760	-1.515	0.000	1.515	-0.812
19.00	-29.277	-54.660	0.000	0.000	0.000	-3,275.443	-1.691	0.000	1.691	-0.859
20.00	-29.236	-54.260	0.000	0.000	0.000	-3,246.166	-1.876	0.000	1.876	-0.907
21.00	-29.194	-53.861	0.000	0.000	0.000	-3,216.931	-2.071	0.000	2.071	-0.954
22.00	-29.153	-53.463	0.000	0.000	0.000	-3,187.738	-2.276	0.000	2.276	-1.002
23.00	-29.111	-53.066	0.000	0.000	0.000	-3,158.586	-2.492	0.000	2.492	-1.050
24.00	-29.069	-52.671	0.000	0.000	0.000	-3,129.476	-2.717	0.000	2.717	-1.098
25.00	-29.026	-52.276	0.000	0.000	0.000	-3,100.409	-2.953	0.000	2.953	-1.147
26.00	-28.984	-51.883	0.000	0.000	0.000	-3,071.383	-3.198	0.000	3.198	-1.196
27.00	-28.942	-51.491	0.000	0.000	0.000	-3,042.400	-3.454	0.000	3.454	-1.245
28.00	-28.899	-51.100	0.000	0.000	0.000	-3,013.459	-3.720	0.000	3.720	-1.294
29.00	-28.856	-50.710	0.000	0.000	0.000	-2,984.561	-3.997	0.000	3.997	-1.343
30.00	-28.813	-50.320	0.000	0.000	0.000	-2,955.694	-4.284	0.000	4.284	-1.393
31.00	-28.774	-49.916	0.000	0.000	0.000	-2,926.907	-4.581	0.000	4.581	-1.443
32.00	-28.730	-49.530	0.000	0.000	0.000	-2,898.164	-4.889	0.000	4.889	-1.493
33.00	-28.687	-49.145	0.000	0.000	0.000	-2,869.465	-5.207	0.000	5.207	-1.543
34.00	-28.642	-48.761	0.000	0.000	0.000	-2,840.809	-5.536	0.000	5.536	-1.594
35.00	-28.597	-48.378	0.000	0.000	0.000	-2,812.197	-5.875	0.000	5.875	-1.645
36.00	-28.551	-47.997	0.000	0.000	0.000	-2,783.631	-6.225	0.000	6.225	-1.696
37.00	-28.504	-47.616	0.000	0.000	0.000	-2,755.111	-6.586	0.000	6.586	-1.747
38.00	-28.456	-47.237	0.000	0.000	0.000	-2,726.638	-6.958	0.000	6.958	-1.798
39.00	-28.407	-46.859	0.000	0.000	0.000	-2,698.212	-7.340	0.000	7.340	-1.850
40.00	-28.359	-46.482	0.000	0.000	0.000	-2,669.835	-7.733	0.000	7.733	-1.902
41.00	-28.309	-46.107	0.000	0.000	0.000	-2,641.507	-8.138	0.000	8.138	-1.954
42.00	-28.257	-45.733	0.000	0.000	0.000	-2,613.229	-8.553	0.000	8.553	-2.007
42.96	-28.159	-45.388	0.000	0.000	0.000	-2,586.228	-8.960	0.000	8.960	-2.057
43.00	-28.177	-45.352	0.000	0.000	0.000	-2,585.005	-8.979	0.000	8.979	-2.059
44.00	-28.117	-44.803	0.000	0.000	0.000	-2,556.830	-9.416	0.000	9.416	-2.112
45.00	-28.056	-44.256	0.000	0.000	0.000	-2,528.713	-9.864	0.000	9.864	-2.165
46.00	-27.995	-43.711	0.000	0.000	0.000	-2,500.658	-10.323	0.000	10.323	-2.219
47.00	-27.932	-43.169	0.000	0.000	0.000	-2,472.664	-10.794	0.000	10.794	-2.272
48.00	-27.869	-42.629	0.000	0.000	0.000	-2,444.732	-11.276	0.000	11.276	-2.326
49.00	-27.785	-42.103	0.000	0.000	0.000	-2,416.864	-11.769	0.000	11.769	-2.380

Pole : 302506
 Location : Winchester CT 3, CT
 Height : 180.0 (ft)
 Base Dia : 52.75 (in)
 Top Dia : 15.00 (in)
 Shape : 18 Sides
 Taper : 0.219444 (in/ft)

Code: TIA/EIA-222 Rev F

Base Elev : 0.000 (ft)



9/14/2012 4:06:45 PM

Page: 54

Copyright © 2007 - 2011 by American Tower Corporation. All rights reserved.

Load Case: Ice	69.28 mph Wind with Ice	38 Iterations
Gust Response Factor : 1.69		
Dead Load Factor : 1.00		
Wind Load Factor : 1.00		

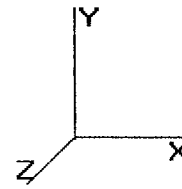
49.04	-27.801	-42.069	0.000	0.000	0.000	-2,415.756	-11.789	0.000	11.789	-2.382
50.00	-27.749	-41.741	0.000	0.000	0.000	-2,389.064	-12.273	0.000	12.273	-2.435
51.00	-27.696	-41.398	0.000	0.000	0.000	-2,361.316	-12.790	0.000	12.790	-2.495
52.00	-27.641	-41.057	0.000	0.000	0.000	-2,333.621	-13.319	0.000	13.319	-2.555
53.00	-27.587	-40.718	0.000	0.000	0.000	-2,305.981	-13.861	0.000	13.861	-2.615
54.00	-27.531	-40.379	0.000	0.000	0.000	-2,278.395	-14.415	0.000	14.415	-2.676
55.00	-27.475	-40.041	0.000	0.000	0.000	-2,250.865	-14.982	0.000	14.982	-2.737
56.00	-27.418	-39.704	0.000	0.000	0.000	-2,223.391	-15.562	0.000	15.562	-2.798
57.00	-27.361	-39.369	0.000	0.000	0.000	-2,195.974	-16.155	0.000	16.155	-2.859
58.00	-27.302	-39.034	0.000	0.000	0.000	-2,168.614	-16.760	0.000	16.760	-2.921
59.00	-27.244	-38.701	0.000	0.000	0.000	-2,141.313	-17.379	0.000	17.379	-2.983
60.00	-27.185	-38.369	0.000	0.000	0.000	-2,114.070	-18.010	0.000	18.010	-3.045
61.00	-27.125	-38.038	0.000	0.000	0.000	-2,086.896	-18.654	0.000	18.654	-3.107
62.00	-27.064	-37.707	0.000	0.000	0.000	-2,059.762	-19.312	0.000	19.312	-3.170
63.00	-27.003	-37.379	0.000	0.000	0.000	-2,032.699	-19.982	0.000	19.982	-3.232
64.00	-26.942	-37.051	0.000	0.000	0.000	-2,005.697	-20.666	0.000	20.666	-3.295
65.00	-26.879	-36.724	0.000	0.000	0.000	-1,978.756	-21.363	0.000	21.363	-3.359
66.00	-26.817	-36.398	0.000	0.000	0.000	-1,951.878	-22.073	0.000	22.073	-3.422
67.00	-26.753	-36.074	0.000	0.000	0.000	-1,925.062	-22.797	0.000	22.797	-3.485
68.00	-26.689	-35.750	0.000	0.000	0.000	-1,898.310	-23.533	0.000	23.533	-3.549
69.00	-26.625	-35.428	0.000	0.000	0.000	-1,871.621	-24.283	0.000	24.283	-3.613
70.00	-26.560	-35.107	0.000	0.000	0.000	-1,844.997	-25.047	0.000	25.047	-3.677
71.00	-26.495	-34.787	0.000	0.000	0.000	-1,818.438	-25.824	0.000	25.824	-3.742
72.00	-26.428	-34.468	0.000	0.000	0.000	-1,791.944	-26.614	0.000	26.614	-3.806
73.00	-26.362	-34.150	0.000	0.000	0.000	-1,765.516	-27.418	0.000	27.418	-3.871
74.00	-26.295	-33.834	0.000	0.000	0.000	-1,739.155	-28.235	0.000	28.235	-3.936
75.00	-26.227	-33.518	0.000	0.000	0.000	-1,712.861	-29.066	0.000	29.066	-4.001
76.00	-26.159	-33.204	0.000	0.000	0.000	-1,686.635	-29.911	0.000	29.911	-4.066
77.00	-26.090	-32.891	0.000	0.000	0.000	-1,660.477	-30.769	0.000	30.769	-4.132
78.00	-26.017	-32.577	0.000	0.000	0.000	-1,634.388	-31.641	0.000	31.641	-4.197
79.00	-25.947	-32.266	0.000	0.000	0.000	-1,608.371	-32.526	0.000	32.526	-4.263
80.00	-25.877	-31.957	0.000	0.000	0.000	-1,582.425	-33.426	0.000	33.426	-4.329
81.00	-25.806	-31.648	0.000	0.000	0.000	-1,556.548	-34.339	0.000	34.339	-4.395
82.00	-25.735	-31.341	0.000	0.000	0.000	-1,530.743	-35.266	0.000	35.266	-4.461
83.00	-25.663	-31.035	0.000	0.000	0.000	-1,505.008	-36.207	0.000	36.207	-4.527
84.00	-25.591	-30.730	0.000	0.000	0.000	-1,479.346	-37.161	0.000	37.161	-4.593
85.00	-25.519	-30.426	0.000	0.000	0.000	-1,453.755	-38.130	0.000	38.130	-4.660
86.00	-25.445	-30.124	0.000	0.000	0.000	-1,428.238	-39.112	0.000	39.112	-4.726
87.00	-25.363	-29.829	0.000	0.000	0.000	-1,402.794	-40.108	0.000	40.108	-4.793
87.54	-25.322	-29.668	0.000	0.000	0.000	-1,389.100	-40.652	0.000	40.652	-4.829
88.00	-25.292	-29.469	0.000	0.000	0.000	-1,377.450	-41.118	0.000	41.118	-4.860
89.00	-25.206	-29.054	0.000	0.000	0.000	-1,352.159	-42.142	0.000	42.142	-4.927
90.00	-25.120	-28.641	0.000	0.000	0.000	-1,326.953	-43.181	0.000	43.181	-4.994
91.00	-25.033	-28.230	0.000	0.000	0.000	-1,301.834	-44.233	0.000	44.233	-5.061
92.00	-24.936	-27.829	0.000	0.000	0.000	-1,276.802	-45.299	0.000	45.299	-5.127
92.46	-24.897	-27.641	0.000	0.000	0.000	-1,265.418	-45.790	0.000	45.790	-5.158
93.00	-24.865	-27.484	0.000	0.000	0.000	-1,251.888	-46.379	0.000	46.379	-5.195
94.00	-24.792	-27.207	0.000	0.000	0.000	-1,227.024	-47.474	0.000	47.474	-5.270
95.00	-24.415	-26.669	0.000	0.000	0.000	-1,202.233	-48.584	0.000	48.584	-5.346
96.00	-24.341	-26.395	0.000	0.000	0.000	-1,177.818	-49.711	0.000	49.711	-5.421
97.00	-24.266	-26.122	0.000	0.000	0.000	-1,153.478	-50.853	0.000	50.853	-5.497
98.00	-24.190	-25.851	0.000	0.000	0.000	-1,129.214	-52.011	0.000	52.011	-5.572
99.00	-24.114	-25.581	0.000	0.000	0.000	-1,105.024	-53.184	0.000	53.184	-5.647
100.0	-24.038	-25.312	0.000	0.000	0.000	-1,080.910	-54.374	0.000	54.374	-5.722
101.0	-23.961	-25.044	0.000	0.000	0.000	-1,056.873	-55.579	0.000	55.579	-5.797
102.0	-23.883	-24.777	0.000	0.000	0.000	-1,032.913	-56.799	0.000	56.799	-5.872
103.0	-23.805	-24.511	0.000	0.000	0.000	-1,009.031	-58.035	0.000	58.035	-5.947

Pole : 302506
 Location : Winchester CT 3, CT
 Height : 180.0 (ft)
 Base Dia : 52.75 (in)
 Top Dia : 15.00 (in)
 Shape : 18 Sides
 Taper : 0.219444 (in/ft)

Code: TIA/EIA-222 Rev F

Base Elev : 0.000 (ft)

Copyright © 2007 - 2011 by American Tower Corporation. All rights reserved.



9/14/2012 4:06:45 PM

Page: 55

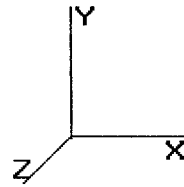
Load Case: Ice	69.28 mph Wind with Ice	38 Iterations
Gust Response Factor : 1.69		
Dead Load Factor : 1.00		
Wind Load Factor : 1.00		

104.0	-23.726	-24.247	0.000	0.000	0.000	-985.226	-59.287	0.000	59.287	-6.021
105.0	-23.217	-23.870	0.000	0.000	0.000	-961.501	-60.554	0.000	60.554	-6.095
106.0	-23.137	-23.608	0.000	0.000	0.000	-938.285	-61.836	0.000	61.836	-6.169
107.0	-23.056	-23.348	0.000	0.000	0.000	-915.149	-63.134	0.000	63.134	-6.243
108.0	-22.975	-23.089	0.000	0.000	0.000	-892.093	-64.448	0.000	64.448	-6.317
109.0	-22.894	-22.831	0.000	0.000	0.000	-869.119	-65.776	0.000	65.776	-6.390
110.0	-22.812	-22.575	0.000	0.000	0.000	-846.226	-67.120	0.000	67.120	-6.463
111.0	-22.729	-22.319	0.000	0.000	0.000	-823.414	-68.479	0.000	68.479	-6.535
112.0	-22.646	-22.065	0.000	0.000	0.000	-800.686	-69.853	0.000	69.853	-6.607
113.0	-22.563	-21.813	0.000	0.000	0.000	-778.040	-71.241	0.000	71.241	-6.679
114.0	-22.472	-21.568	0.000	0.000	0.000	-755.478	-72.645	0.000	72.645	-6.750
114.5	-20.265	-19.502	0.000	0.000	0.000	-744.242	-73.353	0.000	73.353	-6.786
115.0	-20.228	-19.372	0.000	0.000	0.000	-734.110	-74.064	0.000	74.064	-6.822
116.0	-20.140	-19.126	0.000	0.000	0.000	-713.883	-75.497	0.000	75.497	-6.892
117.0	-20.053	-18.880	0.000	0.000	0.000	-693.743	-76.945	0.000	76.945	-6.962
118.0	-19.964	-18.637	0.000	0.000	0.000	-673.691	-78.407	0.000	78.407	-7.032
119.0	-19.875	-18.394	0.000	0.000	0.000	-653.727	-79.884	0.000	79.884	-7.101
120.0	-19.786	-18.153	0.000	0.000	0.000	-633.852	-81.375	0.000	81.375	-7.170
121.0	-19.697	-17.912	0.000	0.000	0.000	-614.067	-82.881	0.000	82.881	-7.238
122.0	-19.606	-17.674	0.000	0.000	0.000	-594.371	-84.400	0.000	84.400	-7.306
123.0	-19.516	-17.436	0.000	0.000	0.000	-574.765	-85.934	0.000	85.934	-7.373
124.0	-19.425	-17.200	0.000	0.000	0.000	-555.250	-87.481	0.000	87.481	-7.439
125.0	-15.757	-14.982	0.000	0.000	0.000	-535.825	-89.043	0.000	89.043	-7.505
126.0	-15.686	-14.791	0.000	0.000	0.000	-520.069	-90.617	0.000	90.617	-7.571
127.0	-15.616	-14.602	0.000	0.000	0.000	-504.383	-92.205	0.000	92.205	-7.635
128.0	-15.545	-14.414	0.000	0.000	0.000	-488.767	-93.807	0.000	93.807	-7.700
129.0	-15.474	-14.227	0.000	0.000	0.000	-473.223	-95.422	0.000	95.422	-7.764
130.0	-15.403	-14.041	0.000	0.000	0.000	-457.748	-97.050	0.000	97.050	-7.828
131.0	-15.332	-13.856	0.000	0.000	0.000	-442.345	-98.692	0.000	98.692	-7.891
132.0	-14.845	-13.243	0.000	0.000	0.000	-427.014	-100.346	0.000	100.346	-7.954
132.1	-14.842	-13.215	0.000	0.000	0.000	-425.235	-100.545	0.000	100.545	-7.961
133.0	-14.772	-13.010	0.000	0.000	0.000	-412.172	-102.014	0.000	102.014	-8.016
134.0	-12.265	-10.903	0.000	0.000	0.000	-397.400	-103.694	0.000	103.694	-8.078
135.0	-12.204	-10.687	0.000	0.000	0.000	-385.116	-105.387	0.000	105.387	-8.139
135.8	-12.129	-10.505	0.000	0.000	0.000	-374.501	-106.870	0.000	106.870	-8.192
136.0	-12.129	-10.478	0.000	0.000	0.000	-372.922	-107.093	0.000	107.093	-8.200
137.0	-12.065	-10.336	0.000	0.000	0.000	-360.794	-108.815	0.000	108.815	-8.294
138.0	-12.002	-10.196	0.000	0.000	0.000	-348.729	-110.556	0.000	110.556	-8.389
139.0	-11.939	-10.057	0.000	0.000	0.000	-336.727	-112.317	0.000	112.317	-8.482
140.0	-10.378	-9.057	0.000	0.000	0.000	-319.543	-114.098	0.000	114.098	-8.575
141.0	-10.314	-8.927	0.000	0.000	0.000	-309.165	-115.897	0.000	115.897	-8.665
142.0	-10.249	-8.799	0.000	0.000	0.000	-298.851	-117.715	0.000	117.715	-8.756
143.0	-10.184	-8.671	0.000	0.000	0.000	-288.603	-119.551	0.000	119.551	-8.845
144.0	-10.119	-8.544	0.000	0.000	0.000	-278.419	-121.406	0.000	121.406	-8.934
145.0	-10.054	-8.418	0.000	0.000	0.000	-268.300	-123.280	0.000	123.280	-9.022
146.0	-9.989	-8.293	0.000	0.000	0.000	-258.246	-125.171	0.000	125.171	-9.110
147.0	-9.923	-8.169	0.000	0.000	0.000	-248.258	-127.081	0.000	127.081	-9.197
148.0	-9.858	-8.046	0.000	0.000	0.000	-238.335	-129.008	0.000	129.008	-9.282
149.0	-9.792	-7.923	0.000	0.000	0.000	-228.477	-130.953	0.000	130.953	-9.367
150.0	-9.321	-7.596	0.000	0.000	0.000	-217.974	-132.915	0.000	132.915	-9.451
151.0	-9.255	-7.477	0.000	0.000	0.000	-208.654	-134.895	0.000	134.895	-9.533
152.0	-9.189	-7.359	0.000	0.000	0.000	-199.399	-136.892	0.000	136.892	-9.615
153.0	-9.122	-7.242	0.000	0.000	0.000	-190.211	-138.905	0.000	138.905	-9.695
154.0	-9.056	-7.126	0.000	0.000	0.000	-181.089	-140.934	0.000	140.934	-9.774
155.0	-8.989	-7.010	0.000	0.000	0.000	-172.033	-142.980	0.000	142.980	-9.851
156.0	-8.923	-6.896	0.000	0.000	0.000	-163.044	-145.041	0.000	145.041	-9.927
157.0	-8.856	-6.782	0.000	0.000	0.000	-154.121	-147.119	0.000	147.119	-10.001

Pole : 302506
Location : Winchester CT 3, CT
Height : 180.0 (ft)
Base Dia : 52.75 (in)
Top Dia : 15.00 (in)
Shape : 18 Sides
Taper : 0.219444 (in/ft)

Code: TIA/EIA-222 Rev F

Base Elev : 0.000 (ft)



9/14/2012 4:06:45 PM

Page: 56

Copyright © 2007 - 2011 by American Tower Corporation. All rights reserved.

Load Case: Ice	69.28 mph Wind with Ice	38 Iterations
Gust Response Factor : 1.69		
Dead Load Factor : 1.00		
Wind Load Factor : 1.00		

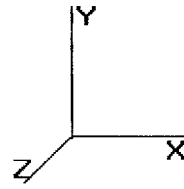
158.0	-8.789	-6.670	0.000	0.000	0.000	-145.266	-149.210	0.000	149.210	-10.073
159.0	-8.722	-6.559	0.000	0.000	0.000	-136.477	-151.317	0.000	151.317	-10.144
160.0	-8.655	-6.448	0.000	0.000	0.000	-127.754	-153.438	0.000	153.438	-10.212
161.0	-8.588	-6.339	0.000	0.000	0.000	-119.099	-155.573	0.000	155.573	-10.278
162.0	-8.521	-6.231	0.000	0.000	0.000	-110.511	-157.721	0.000	157.721	-10.341
163.0	-8.453	-6.124	0.000	0.000	0.000	-101.991	-159.882	0.000	159.882	-10.402
164.0	-8.386	-6.018	0.000	0.000	0.000	-93.538	-162.056	0.000	162.056	-10.460
165.0	-8.318	-5.913	0.000	0.000	0.000	-85.152	-164.241	0.000	164.241	-10.515
166.0	-5.668	-4.569	0.000	0.000	0.000	-76.834	-166.437	0.000	166.437	-10.567
167.0	-5.627	-4.506	0.000	0.000	0.000	-71.166	-168.643	0.000	168.643	-10.616
168.0	-5.585	-4.443	0.000	0.000	0.000	-65.539	-170.859	0.000	170.859	-10.663
169.0	-5.544	-4.382	0.000	0.000	0.000	-59.954	-173.084	0.000	173.084	-10.707
170.0	-5.503	-4.321	0.000	0.000	0.000	-54.410	-175.318	0.000	175.318	-10.750
171.0	-5.462	-4.261	0.000	0.000	0.000	-48.907	-177.561	0.000	177.561	-10.789
172.0	-5.421	-4.202	0.000	0.000	0.000	-43.445	-179.812	0.000	179.812	-10.826
173.0	-5.381	-4.144	0.000	0.000	0.000	-38.023	-182.070	0.000	182.070	-10.860
174.0	-3.982	-2.617	0.000	0.000	0.000	-32.643	-184.335	0.000	184.335	-10.891
175.0	-3.941	-2.561	0.000	0.000	0.000	-28.660	-186.605	0.000	186.605	-10.918
176.0	-3.901	-2.506	0.000	0.000	0.000	-24.719	-188.881	0.000	188.881	-10.944
177.0	-3.860	-2.451	0.000	0.000	0.000	-20.818	-191.162	0.000	191.162	-10.966
178.0	-3.820	-2.398	0.000	0.000	0.000	-16.958	-193.447	0.000	193.447	-10.985
179.0	-3.781	-2.345	0.000	0.000	0.000	-13.138	-195.735	0.000	195.735	-11.001
180.0	-3.263	0.000	0.000	0.000	0.000	-9.357	-198.027	0.000	198.027	-11.014

Pole : 302506
 Location : Winchester CT 3, CT
 Height : 180.0 (ft)
 Base Dia : 52.75 (in)
 Top Dia : 15.00 (in)
 Shape : 18 Sides
 Taper : 0.219444 (in/ft)

Code: TIA/EIA-222 Rev F

Base Elev : 0.000 (ft)

Copyright © 2007 - 2011 by American Tower Corporation. All rights reserved.



9/14/2012 4:06:45 PM

Page: 57

Load Case: Ice	69.28 mph Wind with Ice	38 Iterations
Gust Response Factor : 1.69		
Dead Load Factor : 1.00		
Wind Load Factor : 1.00		

Calculated Stresses

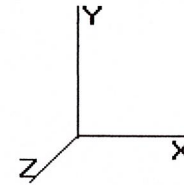
Seg Elev (ft)	Applied Stresses							Combined (ksi)	Allowable Stress (Fb) (ksi)	Stress Ratio
	Axial (Y) (ksi)	Shear (X) (ksi)	Shear (Z) (ksi)	Torsion (ksi)	Bending (X) (ksi)	Bending (Z) (ksi)				
0.00	0.86	0.83	0.00	0.00	0.00	49.13	50.01	52.0	0.0	0.962
1.00	0.86	0.84	0.00	0.00	0.00	49.16	50.04	52.0	0.0	0.963
2.00	0.86	0.84	0.00	0.00	0.00	49.19	50.06	52.0	0.0	0.963
3.00	0.85	0.84	0.00	0.00	0.00	49.21	50.09	52.0	0.0	0.964
4.00	0.85	0.84	0.00	0.00	0.00	49.24	50.11	52.0	0.0	0.964
5.00	0.85	0.85	0.00	0.00	0.00	49.27	50.14	52.0	0.0	0.965
6.00	0.85	0.85	0.00	0.00	0.00	49.29	50.16	52.0	0.0	0.965
7.00	0.84	0.85	0.00	0.00	0.00	49.31	50.18	52.0	0.0	0.965
8.00	0.84	0.85	0.00	0.00	0.00	49.34	50.20	52.0	0.0	0.966
9.00	0.84	0.86	0.00	0.00	0.00	49.36	50.22	52.0	0.0	0.966
10.00	0.84	0.86	0.00	0.00	0.00	49.38	50.24	52.0	0.0	0.967
11.00	0.84	0.86	0.00	0.00	0.00	49.40	50.26	52.0	0.0	0.967
12.00	0.83	0.86	0.00	0.00	0.00	49.42	50.28	52.0	0.0	0.967
13.00	0.83	0.87	0.00	0.00	0.00	49.44	50.29	52.0	0.0	0.968
14.00	0.83	0.87	0.00	0.00	0.00	49.46	50.31	52.0	0.0	0.968
15.00	0.83	0.87	0.00	0.00	0.00	49.47	50.32	52.0	0.0	0.968
16.00	0.82	0.87	0.00	0.00	0.00	49.49	50.33	52.0	0.0	0.968
17.00	0.82	0.88	0.00	0.00	0.00	49.50	50.34	52.0	0.0	0.969
18.00	0.82	0.88	0.00	0.00	0.00	49.51	50.36	52.0	0.0	0.969
19.00	0.82	0.88	0.00	0.00	0.00	49.52	50.36	52.0	0.0	0.969
20.00	0.82	0.89	0.00	0.00	0.00	49.53	50.37	52.0	0.0	0.969
21.00	0.81	0.89	0.00	0.00	0.00	49.54	50.38	52.0	0.0	0.969
22.00	0.81	0.89	0.00	0.00	0.00	49.55	50.38	52.0	0.0	0.969
23.00	0.81	0.89	0.00	0.00	0.00	49.55	50.39	52.0	0.0	0.969
24.00	0.81	0.90	0.00	0.00	0.00	49.56	50.39	52.0	0.0	0.969
25.00	0.80	0.90	0.00	0.00	0.00	49.56	50.39	52.0	0.0	0.969
26.00	0.80	0.90	0.00	0.00	0.00	49.56	50.39	52.0	0.0	0.969
27.00	0.80	0.91	0.00	0.00	0.00	49.56	50.39	52.0	0.0	0.969
28.00	0.80	0.91	0.00	0.00	0.00	49.56	50.38	52.0	0.0	0.969
29.00	0.79	0.91	0.00	0.00	0.00	49.56	50.38	52.0	0.0	0.969
30.00	0.79	0.91	0.00	0.00	0.00	49.55	50.37	52.0	0.0	0.969
31.00	0.79	0.92	0.00	0.00	0.00	49.55	50.36	52.0	0.0	0.969
32.00	0.79	0.92	0.00	0.00	0.00	49.54	50.35	52.0	0.0	0.969
33.00	0.79	0.92	0.00	0.00	0.00	49.53	50.34	52.0	0.0	0.969
34.00	0.78	0.93	0.00	0.00	0.00	49.52	50.33	52.0	0.0	0.968
35.00	0.78	0.93	0.00	0.00	0.00	49.51	50.31	52.0	0.0	0.968
36.00	0.78	0.93	0.00	0.00	0.00	49.49	50.30	52.0	0.0	0.968
37.00	0.78	0.94	0.00	0.00	0.00	49.48	50.28	52.0	0.0	0.967
38.00	0.77	0.94	0.00	0.00	0.00	49.46	50.26	52.0	0.0	0.967
39.00	0.77	0.94	0.00	0.00	0.00	49.44	50.23	52.0	0.0	0.966
40.00	0.77	0.94	0.00	0.00	0.00	49.41	50.21	52.0	0.0	0.966
41.00	0.77	0.95	0.00	0.00	0.00	49.39	50.18	52.0	0.0	0.965
42.00	0.76	0.95	0.00	0.00	0.00	49.36	50.15	52.0	0.0	0.965
42.96	0.76	0.95	0.00	0.00	0.00	49.33	50.12	52.0	0.0	0.964
43.00	0.76	0.95	0.00	0.00	0.00	49.33	50.12	52.0	0.0	0.964
44.00	0.76	0.96	0.00	0.00	0.00	49.30	50.08	52.0	0.0	0.964
45.00	0.75	0.96	0.00	0.00	0.00	49.26	50.04	52.0	0.0	0.963
46.00	0.75	0.96	0.00	0.00	0.00	49.23	50.00	52.0	0.0	0.962
47.00	0.74	0.97	0.00	0.00	0.00	49.19	49.96	52.0	0.0	0.961
48.00	0.73	0.97	0.00	0.00	0.00	49.15	49.91	52.0	0.0	0.960
49.00	0.73	0.97	0.00	0.00	0.00	49.11	49.86	52.0	0.0	0.959

Pole : 302506
 Location : Winchester CT 3, CT
 Height : 180.0 (ft)
 Base Dia : 52.75 (in)
 Top Dia : 15.00 (in)
 Shape : 18 Sides
 Taper : 0.219444 (in/ft)

Code: TIA/EIA-222 Rev F

Base Elev : 0.000 (ft)

Copyright © 2007- 2011 by American Tower Corporation. All rights reserved.



9/14/2012 4:06:45 PM

Page: 58

Load Case: Ice

69.28 mph Wind with Ice

38 Iterations

Gust Response Factor : 1.69

Dead Load Factor : 1.00

Wind Load Factor : 1.00

49.04	0.83	1.11	0.00	0.00	0.00	55.02	55.89	52.0	0.0	1.075
50.00	0.83	1.11	0.00	0.00	0.00	54.96	55.83	52.0	0.0	1.074
51.00	0.83	1.12	0.00	0.00	0.00	54.89	55.76	52.0	0.0	1.073
52.00	0.83	1.12	0.00	0.00	0.00	54.83	55.69	52.0	0.0	1.071
53.00	0.82	1.13	0.00	0.00	0.00	54.75	55.61	52.0	0.0	1.070
54.00	0.82	1.13	0.00	0.00	0.00	54.68	55.53	52.0	0.0	1.068
55.00	0.82	1.13	0.00	0.00	0.00	54.60	55.45	52.0	0.0	1.067
56.00	0.82	1.14	0.00	0.00	0.00	54.52	55.37	52.0	0.0	1.065
57.00	0.81	1.14	0.00	0.00	0.00	54.43	55.28	52.0	0.0	1.064
58.00	0.81	1.14	0.00	0.00	0.00	54.34	55.19	52.0	0.0	1.062
59.00	0.81	1.15	0.00	0.00	0.00	54.25	55.09	52.0	0.0	1.060
60.00	0.81	1.15	0.00	0.00	0.00	54.15	54.99	52.0	0.0	1.058
61.00	0.80	1.16	0.00	0.00	0.00	54.05	54.89	52.0	0.0	1.056
62.00	0.80	1.16	0.00	0.00	0.00	53.94	54.78	52.0	0.0	1.054
63.00	0.80	1.16	0.00	0.00	0.00	53.83	54.67	52.0	0.0	1.052
64.00	0.80	1.17	0.00	0.00	0.00	53.72	54.55	52.0	0.0	1.050
65.00	0.79	1.17	0.00	0.00	0.00	53.60	54.43	52.0	0.0	1.047
66.00	0.79	1.18	0.00	0.00	0.00	53.48	54.31	52.0	0.0	1.045
67.00	0.79	1.18	0.00	0.00	0.00	53.35	54.18	52.0	0.0	1.042
68.00	0.79	1.18	0.00	0.00	0.00	53.22	54.04	52.0	0.0	1.040
69.00	0.78	1.19	0.00	0.00	0.00	53.08	53.90	52.0	0.0	1.037
70.00	0.78	1.19	0.00	0.00	0.00	52.94	53.76	52.0	0.0	1.034
71.00	0.78	1.19	0.00	0.00	0.00	52.79	53.61	52.0	0.0	1.031
72.00	0.78	1.20	0.00	0.00	0.00	52.64	53.45	52.0	0.0	1.028
73.00	0.77	1.20	0.00	0.00	0.00	52.48	53.29	52.0	0.0	1.025
74.00	0.77	1.21	0.00	0.00	0.00	52.32	53.13	52.0	0.0	1.022
75.00	0.77	1.21	0.00	0.00	0.00	52.15	52.96	52.0	0.0	1.019
76.00	0.77	1.22	0.00	0.00	0.00	51.97	52.78	52.0	0.0	1.015
77.00	0.76	1.22	0.00	0.00	0.00	51.79	52.60	52.0	0.0	1.012
78.00	0.76	1.22	0.00	0.00	0.00	51.60	52.41	52.0	0.0	1.008
79.00	0.76	1.23	0.00	0.00	0.00	51.41	52.21	52.0	0.0	1.004
80.00	0.75	1.23	0.00	0.00	0.00	51.21	52.01	52.0	0.0	1.001
81.00	0.75	1.24	0.00	0.00	0.00	51.00	51.80	52.0	0.0	0.997
82.00	0.75	1.24	0.00	0.00	0.00	50.79	51.58	52.0	0.0	0.992
83.00	0.75	1.24	0.00	0.00	0.00	50.57	51.36	52.0	0.0	0.988
84.00	0.74	1.25	0.00	0.00	0.00	50.34	51.13	52.0	0.0	0.984
85.00	0.74	1.25	0.00	0.00	0.00	50.10	50.89	52.0	0.0	0.979
86.00	0.74	1.26	0.00	0.00	0.00	49.86	50.65	52.0	0.0	0.974
87.00	0.74	1.26	0.00	0.00	0.00	49.61	50.39	52.0	0.0	0.970
87.54	0.73	1.26	0.00	0.00	0.00	49.47	50.25	52.0	0.0	0.967
88.00	0.73	1.27	0.00	0.00	0.00	49.35	50.13	52.0	0.0	0.965
89.00	0.73	1.27	0.00	0.00	0.00	49.08	49.86	52.0	0.0	0.959
90.00	0.72	1.27	0.00	0.00	0.00	48.81	49.58	52.0	0.0	0.954
91.00	0.72	1.28	0.00	0.00	0.00	48.52	49.29	52.0	0.0	0.948
92.00	0.71	1.28	0.00	0.00	0.00	48.23	48.99	52.0	0.0	0.943
92.46	0.83	1.51	0.00	0.00	0.00	55.26	56.15	52.0	0.0	1.080
93.00	0.83	1.51	0.00	0.00	0.00	55.06	55.95	52.0	0.0	1.076
94.00	0.83	1.52	0.00	0.00	0.00	54.68	55.57	52.0	0.0	1.069
95.00	0.82	1.50	0.00	0.00	0.00	54.30	55.17	52.0	0.0	1.062
96.00	0.81	1.51	0.00	0.00	0.00	53.91	54.79	52.0	0.0	1.054
97.00	0.81	1.52	0.00	0.00	0.00	53.52	54.39	52.0	0.0	1.046
98.00	0.81	1.52	0.00	0.00	0.00	53.11	53.98	52.0	0.0	1.039
99.00	0.80	1.53	0.00	0.00	0.00	52.69	53.56	52.0	0.0	1.030
100.00	0.80	1.53	0.00	0.00	0.00	52.25	53.12	52.0	0.0	1.022
101.00	0.80	1.54	0.00	0.00	0.00	51.81	52.67	52.0	0.0	1.013
102.00	0.79	1.54	0.00	0.00	0.00	51.35	52.21	52.0	0.0	1.004
103.00	0.79	1.55	0.00	0.00	0.00	50.87	51.73	52.0	0.0	0.995

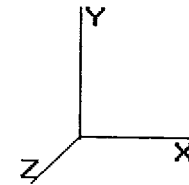
Pole : 302506
 Location : Winchester CT 3, CT
 Height : 180.0 (ft)
 Base Dia : 52.75 (in)
 Top Dia : 15.00 (in)
 Shape : 18 Sides
 Taper : 0.219444 (in/ft)

Code: TIA/EIA-222 Rev F

9/14/2012 4:06:45 PM

Page: 59

Base Elev : 0.000 (ft)



Copyright © 2007 - 2011 by American Tower Corporation. All rights reserved.

Load Case: Ice 69.28 mph Wind with Ice 38 Iterations

Gust Response Factor : 1.69
 Dead Load Factor : 1.00
 Wind Load Factor : 1.00

104.00	0.79	1.56	0.00	0.00	0.00	50.38	51.24	52.0	0.0	0.986
105.00	0.78	1.53	0.00	0.00	0.00	49.87	50.72	52.0	0.0	0.976
106.00	0.78	1.54	0.00	0.00	0.00	49.37	50.22	52.0	0.0	0.966
107.00	0.78	1.54	0.00	0.00	0.00	48.86	49.71	52.0	0.0	0.956
108.00	0.77	1.55	0.00	0.00	0.00	48.33	49.18	52.0	0.0	0.946
109.00	0.77	1.56	0.00	0.00	0.00	47.78	48.63	52.0	0.0	0.936
110.00	0.77	1.56	0.00	0.00	0.00	47.22	48.06	52.0	0.0	0.925
111.00	0.76	1.57	0.00	0.00	0.00	46.64	47.48	52.0	0.0	0.913
112.00	0.76	1.57	0.00	0.00	0.00	46.03	46.88	52.0	0.0	0.902
113.00	0.76	1.58	0.00	0.00	0.00	45.42	46.25	52.0	0.0	0.890
114.00	0.76	1.59	0.00	0.00	0.00	44.78	45.61	52.0	0.0	0.878
114.50	0.69	1.44	0.00	0.00	0.00	44.45	45.20	52.0	0.0	0.870
115.00	0.68	1.44	0.00	0.00	0.00	44.19	44.94	52.0	0.0	0.865
116.00	0.68	1.44	0.00	0.00	0.00	43.64	44.39	52.0	0.0	0.854
117.00	0.68	1.45	0.00	0.00	0.00	43.08	43.82	52.0	0.0	0.843
118.00	0.67	1.45	0.00	0.00	0.00	42.49	43.24	52.0	0.0	0.832
119.00	0.67	1.46	0.00	0.00	0.00	41.89	42.64	52.0	0.0	0.820
120.00	0.67	1.46	0.00	0.00	0.00	41.28	42.02	52.0	0.0	0.808
121.00	0.66	1.47	0.00	0.00	0.00	40.64	41.38	52.0	0.0	0.796
122.00	0.66	1.47	0.00	0.00	0.00	39.98	40.72	52.0	0.0	0.783
123.00	0.66	1.48	0.00	0.00	0.00	39.30	40.04	52.0	0.0	0.770
124.00	0.65	1.48	0.00	0.00	0.00	38.60	39.33	52.0	0.0	0.757
125.00	0.57	1.21	0.00	0.00	0.00	37.87	38.50	52.0	0.0	0.741
126.00	0.57	1.22	0.00	0.00	0.00	37.38	38.01	52.0	0.0	0.731
127.00	0.57	1.22	0.00	0.00	0.00	36.87	37.50	52.0	0.0	0.722
128.00	0.56	1.23	0.00	0.00	0.00	36.35	36.97	52.0	0.0	0.711
129.00	0.56	1.23	0.00	0.00	0.00	35.80	36.43	52.0	0.0	0.701
130.00	0.56	1.24	0.00	0.00	0.00	35.24	35.87	52.0	0.0	0.690
131.00	0.56	1.24	0.00	0.00	0.00	34.66	35.28	52.0	0.0	0.679
132.00	0.54	1.21	0.00	0.00	0.00	34.05	34.66	52.0	0.0	0.667
132.12	0.54	1.22	0.00	0.00	0.00	33.98	34.59	52.0	0.0	0.665
133.00	0.53	1.22	0.00	0.00	0.00	33.46	34.06	52.0	0.0	0.655
134.00	0.45	1.02	0.00	0.00	0.00	32.85	33.35	52.0	0.0	0.642
135.00	0.45	1.03	0.00	0.00	0.00	32.42	32.91	52.0	0.0	0.633
135.87	0.72	1.68	0.00	0.00	0.00	50.96	51.76	52.0	0.0	0.996
136.00	0.72	1.68	0.00	0.00	0.00	50.86	51.66	52.0	0.0	0.994
137.00	0.72	1.69	0.00	0.00	0.00	50.11	50.91	52.0	0.0	0.979
138.00	0.71	1.69	0.00	0.00	0.00	49.32	50.12	52.0	0.0	0.964
139.00	0.71	1.70	0.00	0.00	0.00	48.51	49.31	52.0	0.0	0.949
140.00	0.65	1.49	0.00	0.00	0.00	46.90	47.61	52.0	0.0	0.916
141.00	0.64	1.49	0.00	0.00	0.00	46.23	46.95	52.0	0.0	0.903
142.00	0.64	1.50	0.00	0.00	0.00	45.55	46.26	52.0	0.0	0.890
143.00	0.64	1.50	0.00	0.00	0.00	44.83	45.54	52.0	0.0	0.876
144.00	0.63	1.51	0.00	0.00	0.00	44.10	44.80	52.0	0.0	0.862
145.00	0.63	1.51	0.00	0.00	0.00	43.33	44.04	52.0	0.0	0.847
146.00	0.63	1.52	0.00	0.00	0.00	42.54	43.24	52.0	0.0	0.832
147.00	0.62	1.52	0.00	0.00	0.00	41.71	42.42	52.0	0.0	0.816
148.00	0.62	1.53	0.00	0.00	0.00	40.86	41.56	52.0	0.0	0.800
149.00	0.62	1.53	0.00	0.00	0.00	39.97	40.67	52.0	0.0	0.783
150.00	0.60	1.48	0.00	0.00	0.00	38.92	39.60	52.0	0.0	0.762
151.00	0.59	1.48	0.00	0.00	0.00	38.04	38.72	52.0	0.0	0.745
152.00	0.59	1.48	0.00	0.00	0.00	37.12	37.80	52.0	0.0	0.727
153.00	0.59	1.49	0.00	0.00	0.00	36.16	36.84	52.0	0.0	0.709
154.00	0.58	1.49	0.00	0.00	0.00	35.17	35.85	52.0	0.0	0.690
155.00	0.58	1.50	0.00	0.00	0.00	34.14	34.82	52.0	0.0	0.670
156.00	0.58	1.50	0.00	0.00	0.00	33.08	33.75	52.0	0.0	0.649
157.00	0.57	1.51	0.00	0.00	0.00	31.96	32.64	52.0	0.0	0.628

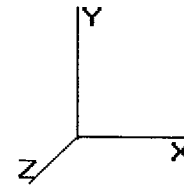
Pole : 302506
 Location : Winchester CT 3, CT
 Height : 180.0 (ft)
 Base Dia : 52.75 (in)
 Top Dia : 15.00 (in)
 Shape : 18 Sides
 Taper : 0.219444 (in/ft)

Code: TIA/EIA-222 Rev F

9/14/2012 4:06:45 PM
 Page: 60

Base Elev : 0.000 (ft)

Copyright © 2007- 2011 by American Tower Corporation. All rights reserved.



Load Case: Ice	69.28 mph Wind with Ice	38 Iterations
Gust Response Factor : 1.69		
Dead Load Factor : 1.00		
Wind Load Factor : 1.00		

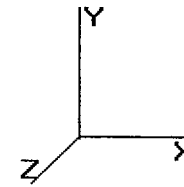
158.00	0.57	1.52	0.00	0.00	0.00	30.81	31.49	52.0	0.0	0.606
159.00	0.57	1.52	0.00	0.00	0.00	29.60	30.29	52.0	0.0	0.583
160.00	0.56	1.53	0.00	0.00	0.00	28.35	29.04	52.0	0.0	0.559
161.00	0.56	1.53	0.00	0.00	0.00	27.05	27.74	52.0	0.0	0.534
162.00	0.56	1.54	0.00	0.00	0.00	25.69	26.38	52.0	0.0	0.508
163.00	0.55	1.54	0.00	0.00	0.00	24.28	24.98	52.0	0.0	0.481
164.00	0.55	1.55	0.00	0.00	0.00	22.81	23.51	52.0	0.0	0.452
165.00	0.55	1.56	0.00	0.00	0.00	21.27	21.98	52.0	0.0	0.423
166.00	0.43	1.07	0.00	0.00	0.00	19.67	20.18	52.0	0.0	0.388
167.00	0.43	1.08	0.00	0.00	0.00	18.68	19.20	52.0	0.0	0.369
168.00	0.43	1.08	0.00	0.00	0.00	17.64	18.16	52.0	0.0	0.349
169.00	0.43	1.09	0.00	0.00	0.00	16.55	17.08	52.0	0.0	0.329
170.00	0.43	1.10	0.00	0.00	0.00	15.41	15.95	52.0	0.0	0.307
171.00	0.43	1.10	0.00	0.00	0.00	14.22	14.77	52.0	0.0	0.284
172.00	0.43	1.11	0.00	0.00	0.00	12.97	13.53	52.0	0.0	0.260
173.00	0.43	1.11	0.00	0.00	0.00	11.66	12.24	52.0	0.0	0.235
174.00	0.27	0.84	0.00	0.00	0.00	10.29	10.66	52.0	0.0	0.205
175.00	0.27	0.84	0.00	0.00	0.00	9.28	9.66	52.0	0.0	0.186
176.00	0.27	0.84	0.00	0.00	0.00	8.23	8.63	52.0	0.0	0.166
177.00	0.27	0.85	0.00	0.00	0.00	7.13	7.54	52.0	0.0	0.145
178.00	0.26	0.85	0.00	0.00	0.00	5.98	6.41	52.0	0.0	0.123
179.00	0.26	0.85	0.00	0.00	0.00	4.77	5.24	52.0	0.0	0.101
180.00	0.00	0.75	0.00	0.00	0.00	3.50	3.73	52.0	0.0	0.072

Pole : 302506
 Location : Winchester CT 3, CT
 Height : 180.0 (ft)
 Base Dia : 52.75 (in)
 Top Dia : 15.00 (in)
 Shape : 18 Sides
 Taper : 0.219444 (in/ft)

Code: TIA/EIA-222 Rev F

Base Elev : 0.000 (ft)

Copyright © 2007- 2011 by American Tower Corporation. All rights reserved.



9/14/2012 4:06:45 PM
 Page: 61

Load Case: Twist/Sway	50.00 mph Wind with No Ice	37 Iterations
Gust Response Factor : 1.69		
Dead Load Factor : 1.00		
Wind Load Factor : 1.00		

Shaft Segment Forces

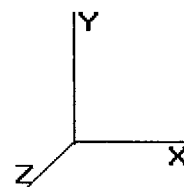
Seg Top Elev (ft)	Description	Kz	qz (psf)	qzGh (psf)	C (mph-ft)	Cf	Ice Thick (in)	Tributary (ft)	Aa (sf)	CfAa (sf)	Wind Force X (lb)	Dead Load Ice (lb)	Tot Dead Load (lb)	
0.00		0.00	1.00	6.400	10.81	219.79	0.650	0.000	0.00	0.000	0.00	0.0	0.0	
1.00		0.00	1.00	6.400	10.81	218.87	0.650	0.000	1.00	4.387	2.85	30.8	0.0	246.7
2.00		0.00	1.00	6.400	10.81	217.96	0.650	0.000	1.00	4.368	2.84	30.7	0.0	245.6
3.00		0.00	1.00	6.400	10.81	217.04	0.650	0.000	1.00	4.350	2.83	30.6	0.0	244.6
4.00		0.00	1.00	6.400	10.81	216.13	0.650	0.000	1.00	4.332	2.82	30.5	0.0	243.5
5.00		0.00	1.00	6.400	10.81	215.22	0.650	0.000	1.00	4.314	2.80	30.3	0.0	242.5
6.00		0.00	1.00	6.400	10.81	214.30	0.650	0.000	1.00	4.295	2.79	30.2	0.0	241.5
7.00		0.00	1.00	6.400	10.81	213.39	0.650	0.000	1.00	4.277	2.78	30.1	0.0	240.4
8.00		0.00	1.00	6.400	10.81	212.47	0.650	0.000	1.00	4.259	2.77	29.9	0.0	239.4
9.00		0.00	1.00	6.400	10.81	211.56	0.650	0.000	1.00	4.240	2.76	29.8	0.0	238.4
10.00		0.00	1.00	6.400	10.81	210.64	0.650	0.000	1.00	4.222	2.74	29.7	0.0	237.3
11.00		0.00	1.00	6.400	10.81	209.73	0.650	0.000	1.00	4.204	2.73	29.6	0.0	236.3
12.00		0.00	1.00	6.400	10.81	208.81	0.650	0.000	1.00	4.186	2.72	29.4	0.0	235.3
13.00		0.00	1.00	6.400	10.81	207.90	0.650	0.000	1.00	4.167	2.71	29.3	0.0	234.2
14.00		0.00	1.00	6.400	10.81	206.99	0.650	0.000	1.00	4.149	2.70	29.2	0.0	233.2
15.00		0.00	1.00	6.400	10.81	206.07	0.650	0.000	1.00	4.131	2.68	29.0	0.0	232.1
16.00		0.00	1.00	6.400	10.81	205.16	0.650	0.000	1.00	4.112	2.67	28.9	0.0	231.1
17.00		0.00	1.00	6.400	10.81	204.24	0.650	0.000	1.00	4.094	2.66	28.8	0.0	230.1
18.00		0.00	1.00	6.400	10.81	203.33	0.650	0.000	1.00	4.076	2.65	28.7	0.0	229.0
19.00		0.00	1.00	6.400	10.81	202.41	0.650	0.000	1.00	4.058	2.64	28.5	0.0	228.0
20.00		0.00	1.00	6.400	10.81	201.50	0.650	0.000	1.00	4.039	2.63	28.4	0.0	227.0
21.00		0.00	1.00	6.400	10.81	200.59	0.650	0.000	1.00	4.021	2.61	28.3	0.0	225.9
22.00		0.00	1.00	6.400	10.81	199.67	0.650	0.000	1.00	4.003	2.60	28.1	0.0	224.9
23.00		0.00	1.00	6.400	10.81	198.76	0.650	0.000	1.00	3.984	2.59	28.0	0.0	223.8
24.00		0.00	1.00	6.400	10.81	197.84	0.650	0.000	1.00	3.966	2.58	27.9	0.0	222.8
25.00		0.00	1.00	6.400	10.81	196.93	0.650	0.000	1.00	3.948	2.57	27.8	0.0	221.8
26.00		0.00	1.00	6.400	10.81	196.01	0.650	0.000	1.00	3.930	2.55	27.6	0.0	220.7
27.00		0.00	1.00	6.400	10.81	195.10	0.650	0.000	1.00	3.911	2.54	27.5	0.0	219.7
28.00		0.00	1.00	6.400	10.81	194.19	0.650	0.000	1.00	3.893	2.53	27.4	0.0	218.7
29.00		0.00	1.00	6.400	10.81	193.27	0.650	0.000	1.00	3.875	2.52	27.2	0.0	217.6
30.00	Appertunance(s)	0.00	1.00	6.400	10.81	192.36	0.650	0.000	1.00	3.856	2.51	27.1	0.0	216.6
31.00		0.00	1.00	6.400	10.81	191.44	0.650	0.000	1.00	3.838	2.49	27.0	0.0	215.6
32.00		0.00	1.00	6.400	10.81	190.53	0.650	0.000	1.00	3.820	2.48	26.9	0.0	214.5
33.00		0.00	1.00	6.400	10.81	189.61	0.650	0.000	1.00	3.802	2.47	26.7	0.0	213.5
34.00		0.00	1.00	6.455	10.90	189.51	0.650	0.000	1.00	3.783	2.46	26.8	0.0	212.4
35.00		0.00	1.01	6.509	10.99	189.37	0.650	0.000	1.00	3.765	2.45	26.9	0.0	211.4
36.00		0.00	1.02	6.561	11.08	189.21	0.650	0.000	1.00	3.747	2.44	27.0	0.0	210.4
37.00		0.00	1.03	6.613	11.17	189.02	0.650	0.000	1.00	3.728	2.42	27.1	0.0	209.3
38.00		0.00	1.04	6.663	11.26	188.81	0.650	0.000	1.00	3.710	2.41	27.2	0.0	208.3
39.00		0.00	1.04	6.713	11.34	188.57	0.650	0.000	1.00	3.692	2.40	27.2	0.0	207.3
40.00		0.00	1.05	6.762	11.42	188.32	0.650	0.000	1.00	3.673	2.39	27.3	0.0	206.2
41.00		0.00	1.06	6.809	11.50	188.04	0.650	0.000	1.00	3.655	2.38	27.3	0.0	205.2
42.00		0.00	1.07	6.857	11.58	187.74	0.650	0.000	1.00	3.637	2.36	27.4	0.0	204.1
42.96	Bot - Section 2	0.00	1.07	6.901	11.66	187.44	0.650	0.000	0.96	3.462	2.25	26.2	0.0	194.3
43.00		0.00	1.07	6.903	11.66	187.43	0.650	0.000	0.04	0.160	0.10	1.2	0.0	16.5
44.00		0.00	1.08	6.948	11.74	187.09	0.650	0.000	1.00	3.663	2.38	28.0	0.0	378.6
45.00		0.00	1.09	6.993	11.81	186.73	0.650	0.000	1.00	3.645	2.37	28.0	0.0	376.6
46.00		0.00	1.10	7.037	11.89	186.36	0.650	0.000	1.00	3.626	2.36	28.0	0.0	374.7
47.00		0.00	1.10	7.080	11.96	185.97	0.650	0.000	1.00	3.608	2.35	28.1	0.0	372.8
48.00		0.00	1.11	7.123	12.03	185.57	0.650	0.000	1.00	3.590	2.33	28.1	0.0	370.9
49.00		0.00	1.12	7.165	12.10	185.15	0.650	0.000	1.00	3.571	2.32	28.1	0.0	368.9

Pole : 302506
 Location : Winchester CT 3, CT
 Height : 180.0 (ft)
 Base Dia : 52.75 (in)
 Top Dia : 15.00 (in)
 Shape : 18 Sides
 Taper : 0.219444 (in/ft)

Code: TIA/EIA-222 Rev F

Base Elev : 0.000 (ft)

Copyright © 2007 - 2011 by American Tower Corporation. All rights reserved.



9/14/2012 4:06:45 PM

Page: 62

Load Case: Twist/Sway 50.00 mph Wind with No Ice 37 Iterations

Gust Response Factor : 1.69
 Dead Load Factor : 1.00
 Wind Load Factor : 1.00

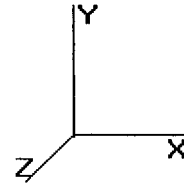
49.04	Top - Section 1	0.00	1.12	7.167	12.11	185.13	0.650	0.000	0.04	0.142	0.09	1.1	0.0	14.7
50.00		0.00	1.12	7.207	12.17	188.03	0.650	0.000	0.96	3.411	2.22	27.0	0.0	164.3
51.00		0.00	1.13	7.248	12.24	187.59	0.650	0.000	1.00	3.535	2.30	28.1	0.0	170.3
52.00		0.00	1.13	7.288	12.31	187.14	0.650	0.000	1.00	3.517	2.29	28.2	0.0	169.4
53.00		0.00	1.14	7.328	12.38	186.67	0.650	0.000	1.00	3.498	2.27	28.2	0.0	168.5
54.00		0.00	1.15	7.367	12.45	186.19	0.650	0.000	1.00	3.480	2.26	28.2	0.0	167.6
55.00		0.00	1.15	7.406	12.51	185.69	0.650	0.000	1.00	3.462	2.25	28.2	0.0	166.7
56.00		0.00	1.16	7.444	12.58	185.18	0.650	0.000	1.00	3.443	2.24	28.2	0.0	165.8
57.00		0.00	1.16	7.482	12.64	184.66	0.650	0.000	1.00	3.425	2.23	28.1	0.0	164.9
58.00		0.00	1.17	7.519	12.70	184.13	0.650	0.000	1.00	3.407	2.21	28.1	0.0	164.1
59.00		0.00	1.18	7.556	12.76	183.59	0.650	0.000	1.00	3.389	2.20	28.1	0.0	163.2
60.00		0.00	1.18	7.592	12.83	183.03	0.650	0.000	1.00	3.370	2.19	28.1	0.0	162.3
61.00		0.00	1.19	7.628	12.89	182.47	0.650	0.000	1.00	3.352	2.18	28.1	0.0	161.4
62.00		0.00	1.19	7.664	12.95	181.89	0.650	0.000	1.00	3.334	2.17	28.1	0.0	160.5
63.00		0.00	1.20	7.699	13.01	181.31	0.650	0.000	1.00	3.315	2.16	28.0	0.0	159.6
64.00		0.00	1.20	7.733	13.06	180.71	0.650	0.000	1.00	3.297	2.14	28.0	0.0	158.7
65.00		0.00	1.21	7.768	13.12	180.10	0.650	0.000	1.00	3.279	2.13	28.0	0.0	157.8
66.00		0.00	1.21	7.802	13.18	179.49	0.650	0.000	1.00	3.261	2.12	27.9	0.0	156.9
67.00		0.00	1.22	7.835	13.24	178.86	0.650	0.000	1.00	3.242	2.11	27.9	0.0	156.1
68.00		0.00	1.22	7.869	13.29	178.23	0.650	0.000	1.00	3.224	2.10	27.9	0.0	155.2
69.00		0.00	1.23	7.901	13.35	177.58	0.650	0.000	1.00	3.206	2.08	27.8	0.0	154.3
70.00		0.00	1.24	7.934	13.40	176.93	0.650	0.000	1.00	3.187	2.07	27.8	0.0	153.4
71.00		0.00	1.24	7.966	13.46	176.27	0.650	0.000	1.00	3.169	2.06	27.7	0.0	152.5
72.00		0.00	1.25	7.998	13.51	175.60	0.650	0.000	1.00	3.151	2.05	27.7	0.0	151.6
73.00		0.00	1.25	8.030	13.57	174.92	0.650	0.000	1.00	3.133	2.04	27.6	0.0	150.7
74.00		0.00	1.26	8.061	13.62	174.24	0.650	0.000	1.00	3.114	2.02	27.6	0.0	149.8
75.00		0.00	1.26	8.092	13.67	173.54	0.650	0.000	1.00	3.096	2.01	27.5	0.0	148.9
76.00		0.00	1.26	8.123	13.72	172.84	0.650	0.000	1.00	3.078	2.00	27.5	0.0	148.1
77.00		0.00	1.27	8.153	13.77	172.13	0.650	0.000	1.00	3.059	1.99	27.4	0.0	147.2
78.00	Appertunance(s)	0.00	1.27	8.183	13.82	171.41	0.650	0.000	1.00	3.041	1.98	27.3	0.0	146.3
79.00		0.00	1.28	8.213	13.88	170.69	0.650	0.000	1.00	3.023	1.96	27.3	0.0	145.4
80.00		0.00	1.28	8.242	13.93	169.96	0.650	0.000	1.00	3.005	1.95	27.2	0.0	144.5
81.00		0.00	1.29	8.272	13.97	169.22	0.650	0.000	1.00	2.986	1.94	27.1	0.0	143.6
82.00		0.00	1.29	8.301	14.02	168.48	0.650	0.000	1.00	2.968	1.93	27.1	0.0	142.7
83.00		0.00	1.30	8.330	14.07	167.73	0.650	0.000	1.00	2.950	1.92	27.0	0.0	141.8
84.00		0.00	1.30	8.358	14.12	166.97	0.650	0.000	1.00	2.931	1.91	26.9	0.0	140.9
85.00		0.00	1.31	8.387	14.17	166.21	0.650	0.000	1.00	2.913	1.89	26.8	0.0	140.1
86.00		0.00	1.31	8.415	14.22	165.44	0.650	0.000	1.00	2.895	1.88	26.8	0.0	139.2
87.00		0.00	1.31	8.442	14.26	164.66	0.650	0.000	1.00	2.877	1.87	26.7	0.0	138.3
87.54	Bot - Section 3	0.00	1.32	8.457	14.29	164.24	0.650	0.000	0.54	1.545	1.00	14.4	0.0	74.3
88.00		0.00	1.32	8.470	14.31	163.88	0.650	0.000	0.46	1.337	0.87	12.4	0.0	116.8
89.00		0.00	1.32	8.497	14.36	163.09	0.650	0.000	1.00	2.892	1.88	27.0	0.0	252.6
90.00		0.00	1.33	8.525	14.40	162.29	0.650	0.000	1.00	2.874	1.87	26.9	0.0	250.9
91.00		0.00	1.33	8.552	14.45	161.49	0.650	0.000	1.00	2.855	1.86	26.8	0.0	249.3
92.00		0.00	1.34	8.578	14.49	160.69	0.650	0.000	1.00	2.837	1.84	26.7	0.0	247.7
92.46	Top - Section 2	0.00	1.34	8.590	14.51	160.32	0.650	0.000	0.46	1.289	0.84	12.2	0.0	112.5
93.00		0.00	1.34	8.605	14.54	162.89	0.650	0.000	0.54	1.530	0.99	14.5	0.0	61.4
94.00		0.00	1.34	8.631	14.58	162.08	0.650	0.000	1.00	2.801	1.82	26.6	0.0	112.4
95.00	Appertunance(s)	0.00	1.35	8.657	14.63	161.26	0.650	0.000	1.00	2.782	1.81	26.5	0.0	111.6
96.00		0.00	1.35	8.683	14.67	160.44	0.650	0.000	1.00	2.764	1.80	26.4	0.0	110.9
97.00		0.00	1.36	8.709	14.71	159.61	0.650	0.000	1.00	2.746	1.78	26.3	0.0	110.1
98.00		0.00	1.36	8.735	14.76	158.78	0.650	0.000	1.00	2.727	1.77	26.2	0.0	109.4
99.00		0.00	1.36	8.760	14.80	157.94	0.650	0.000	1.00	2.709	1.76	26.1	0.0	108.7
100.0		0.00	1.37	8.785	14.84	157.09	0.650	0.000	1.00	2.691	1.75	26.0	0.0	107.9
101.0		0.00	1.37	8.810	14.88	156.24	0.650	0.000	1.00	2.673	1.74	25.9	0.0	107.2
102.0		0.00	1.38	8.835	14.93	155.39	0.650	0.000	1.00	2.654	1.73	25.8	0.0	106.4
103.0		0.00	1.38	8.860	14.97	154.53	0.650	0.000	1.00	2.636	1.71	25.7	0.0	105.7

Pole : 302506
 Location : Winchester CT 3, CT
 Height : 180.0 (ft)
 Base Dia : 52.75 (in)
 Top Dia : 15.00 (in)
 Shape : 18 Sides
 Taper : 0.219444 (in/ft)

Code: TIA/EIA-222 Rev F

Base Elev : 0.000 (ft)

9/14/2012 4:06:46 PM
 Page: 63



Copyright © 2007 - 2011 by American Tower Corporation. All rights reserved.

Load Case: Twist/Sway	50.00 mph Wind with No Ice	37 Iterations
Gust Response Factor : 1.69		
Dead Load Factor : 1.00		
Wind Load Factor : 1.00		

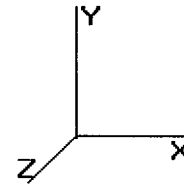
104.0		0.00	1.38	8.884	15.01	153.67	0.650	0.000	1.00	2.618	1.70	25.5	0.0	105.0
105.0	Appertunance(s)	0.00	1.39	8.908	15.05	152.80	0.650	0.000	1.00	2.599	1.69	25.4	0.0	104.2
106.0		0.00	1.39	8.933	15.09	151.92	0.650	0.000	1.00	2.581	1.68	25.3	0.0	103.5
107.0		0.00	1.39	8.957	15.13	151.05	0.650	0.000	1.00	2.563	1.67	25.2	0.0	102.7
108.0		0.00	1.40	8.980	15.17	150.16	0.650	0.000	1.00	2.545	1.65	25.1	0.0	102.0
109.0		0.00	1.40	9.004	15.21	149.28	0.650	0.000	1.00	2.526	1.64	25.0	0.0	101.3
110.0		0.00	1.41	9.028	15.25	148.39	0.650	0.000	1.00	2.508	1.63	24.9	0.0	100.5
111.0		0.00	1.41	9.051	15.29	147.49	0.650	0.000	1.00	2.490	1.62	24.8	0.0	99.8
112.0		0.00	1.41	9.074	15.33	146.59	0.650	0.000	1.00	2.471	1.61	24.6	0.0	99.0
113.0		0.00	1.42	9.097	15.37	145.69	0.650	0.000	1.00	2.453	1.59	24.5	0.0	98.3
114.0		0.00	1.42	9.120	15.41	144.78	0.650	0.000	1.00	2.435	1.58	24.4	0.0	97.6
114.5	Appertunance(s)	0.00	1.42	9.132	15.43	144.32	0.650	0.000	0.50	1.211	0.79	12.1	0.0	48.5
115.0		0.00	1.42	9.143	15.45	143.87	0.650	0.000	0.50	1.206	0.78	12.1	0.0	48.3
116.0		0.00	1.43	9.166	15.49	142.95	0.650	0.000	1.00	2.398	1.56	24.1	0.0	96.1
117.0		0.00	1.43	9.188	15.52	142.03	0.650	0.000	1.00	2.380	1.55	24.0	0.0	95.3
118.0		0.00	1.43	9.211	15.56	141.11	0.650	0.000	1.00	2.362	1.54	23.9	0.0	94.6
119.0		0.00	1.44	9.233	15.60	140.18	0.650	0.000	1.00	2.343	1.52	23.8	0.0	93.9
120.0		0.00	1.44	9.255	15.64	139.25	0.650	0.000	1.00	2.325	1.51	23.6	0.0	93.1
121.0		0.00	1.45	9.277	15.67	138.31	0.650	0.000	1.00	2.307	1.50	23.5	0.0	92.4
122.0		0.00	1.45	9.299	15.71	137.37	0.650	0.000	1.00	2.289	1.49	23.4	0.0	91.6
123.0		0.00	1.45	9.320	15.75	136.43	0.650	0.000	1.00	2.270	1.48	23.2	0.0	90.9
124.0		0.00	1.46	9.342	15.78	135.48	0.650	0.000	1.00	2.252	1.46	23.1	0.0	90.2
125.0	Appertunance(s)	0.00	1.46	9.363	15.82	134.53	0.650	0.000	1.00	2.234	1.45	23.0	0.0	89.4
126.0		0.00	1.46	9.385	15.86	133.58	0.650	0.000	1.00	2.215	1.44	22.8	0.0	88.7
127.0		0.00	1.47	9.406	15.89	132.62	0.650	0.000	1.00	2.197	1.43	22.7	0.0	87.9
128.0		0.00	1.47	9.427	15.93	131.66	0.650	0.000	1.00	2.179	1.42	22.6	0.0	87.2
129.0		0.00	1.47	9.448	15.96	130.69	0.650	0.000	1.00	2.161	1.40	22.4	0.0	86.4
130.0		0.00	1.48	9.469	16.00	129.73	0.650	0.000	1.00	2.142	1.39	22.3	0.0	85.7
131.0		0.00	1.48	9.490	16.03	128.75	0.650	0.000	1.00	2.124	1.38	22.1	0.0	85.0
132.0	Appertunance(s)	0.00	1.48	9.510	16.07	127.78	0.650	0.000	1.00	2.106	1.37	22.0	0.0	84.2
132.1	Bot - Section 4	0.00	1.48	9.513	16.07	127.66	0.650	0.000	0.12	0.251	0.16	2.6	0.0	10.0
133.0		0.00	1.48	9.531	16.10	126.80	0.650	0.000	0.88	1.864	1.21	19.5	0.0	118.4
134.0	Appertunance(s)	0.00	1.49	9.551	16.14	125.82	0.650	0.000	1.00	2.100	1.37	22.0	0.0	133.4
135.0		0.00	1.49	9.572	16.17	124.84	0.650	0.000	1.00	2.082	1.35	21.9	0.0	132.2
135.8	Top - Section 3	0.00	1.49	9.589	16.20	123.98	0.650	0.000	0.87	1.796	1.17	18.9	0.0	114.0
136.0		0.00	1.49	9.592	16.21	125.76	0.650	0.000	0.13	0.268	0.17	2.8	0.0	6.5
137.0		0.00	1.50	9.612	16.24	124.77	0.650	0.000	1.00	2.045	1.33	21.6	0.0	49.3
138.0		0.00	1.50	9.632	16.27	123.78	0.650	0.000	1.00	2.027	1.32	21.4	0.0	48.9
139.0		0.00	1.50	9.652	16.31	122.79	0.650	0.000	1.00	2.009	1.31	21.3	0.0	48.4
140.0	Appertunance(s)	0.00	1.51	9.672	16.34	121.79	0.650	0.000	1.00	1.991	1.29	21.1	0.0	48.0
141.0		0.00	1.51	9.691	16.37	120.79	0.650	0.000	1.00	1.972	1.28	21.0	0.0	47.5
142.0		0.00	1.51	9.711	16.41	119.78	0.650	0.000	1.00	1.954	1.27	20.8	0.0	47.1
143.0		0.00	1.52	9.730	16.44	118.77	0.650	0.000	1.00	1.936	1.26	20.7	0.0	46.7
144.0		0.00	1.52	9.750	16.47	117.76	0.650	0.000	1.00	1.917	1.25	20.5	0.0	46.2
145.0		0.00	1.52	9.769	16.51	116.75	0.650	0.000	1.00	1.899	1.23	20.4	0.0	45.8
146.0		0.00	1.52	9.788	16.54	115.74	0.650	0.000	1.00	1.881	1.22	20.2	0.0	45.3
147.0		0.00	1.53	9.807	16.57	114.72	0.650	0.000	1.00	1.863	1.21	20.1	0.0	44.9
148.0		0.00	1.53	9.826	16.60	113.69	0.650	0.000	1.00	1.844	1.20	19.9	0.0	44.4
149.0		0.00	1.53	9.845	16.63	112.67	0.650	0.000	1.00	1.826	1.19	19.7	0.0	44.0
150.0	Appertunance(s)	0.00	1.54	9.864	16.67	111.64	0.650	0.000	1.00	1.808	1.18	19.6	0.0	43.5
151.0		0.00	1.54	9.883	16.70	110.61	0.650	0.000	1.00	1.789	1.16	19.4	0.0	43.1
152.0		0.00	1.54	9.902	16.73	109.58	0.650	0.000	1.00	1.771	1.15	19.3	0.0	42.7
153.0		0.00	1.55	9.920	16.76	108.54	0.650	0.000	1.00	1.753	1.14	19.1	0.0	42.2
154.0		0.00	1.55	9.939	16.79	107.51	0.650	0.000	1.00	1.735	1.13	18.9	0.0	41.8
155.0		0.00	1.55	9.957	16.82	106.46	0.650	0.000	1.00	1.716	1.12	18.8	0.0	41.3
156.0		0.00	1.55	9.975	16.85	105.42	0.650	0.000	1.00	1.698	1.10	18.6	0.0	40.9
157.0		0.00	1.56	9.994	16.88	104.37	0.650	0.000	1.00	1.680	1.09	18.4	0.0	40.4

Pole : 302506
 Location : Winchester CT 3, CT
 Height : 180.0 (ft)
 Base Dia : 52.75 (in)
 Top Dia : 15.00 (in)
 Shape : 18 Sides
 Taper : 0.219444 (in/ft)

Code: TIA/EIA-222 Rev F

Base Elev : 0.000 (ft)

Copyright © 2007 - 2011 by American Tower Corporation. All rights reserved.



9/14/2012 4:06:46 PM
 Page: 64

Load Case: Twist/Sway	50.00 mph Wind with No Ice	37 Iterations
Gust Response Factor : 1.69		
Dead Load Factor : 1.00		
Wind Load Factor : 1.00		

158.0		0.00	1.56	10.012	16.92	103.33	0.650	0.000	1.00	1.661	1.08	18.3	0.0	40.0
159.0		0.00	1.56	10.030	16.95	102.27	0.650	0.000	1.00	1.643	1.07	18.1	0.0	39.5
160.0		0.00	1.57	10.048	16.98	101.22	0.650	0.000	1.00	1.625	1.06	17.9	0.0	39.1
161.0		0.00	1.57	10.066	17.01	100.16	0.650	0.000	1.00	1.607	1.04	17.8	0.0	38.7
162.0		0.00	1.57	10.083	17.04	99.109	0.650	0.000	1.00	1.588	1.03	17.6	0.0	38.2
163.0		0.00	1.57	10.101	17.07	98.047	0.650	0.000	1.00	1.570	1.02	17.4	0.0	37.8
164.0		0.00	1.58	10.119	17.10	96.983	0.650	0.000	1.00	1.552	1.01	17.2	0.0	37.3
165.0		0.00	1.58	10.136	17.13	95.917	0.650	0.000	1.00	1.533	1.00	17.1	0.0	36.9
166.0	Appertunance(s)	0.00	1.58	10.154	17.16	94.848	0.650	0.000	1.00	1.515	0.98	16.9	0.0	36.4
167.0		0.00	1.58	10.171	17.19	93.777	0.650	0.000	1.00	1.497	0.97	16.7	0.0	36.0
168.0		0.00	1.59	10.189	17.21	92.703	0.650	0.000	1.00	1.479	0.96	16.5	0.0	35.6
169.0		0.00	1.59	10.206	17.24	91.627	0.650	0.000	1.00	1.460	0.95	16.4	0.0	35.1
170.0		0.00	1.59	10.223	17.27	90.549	0.650	0.000	1.00	1.442	0.94	16.2	0.0	34.7
171.0		0.00	1.60	10.240	17.30	89.468	0.650	0.000	1.00	1.424	0.93	16.0	0.0	34.2
172.0		0.00	1.60	10.257	17.33	88.385	0.650	0.000	1.00	1.405	0.91	15.8	0.0	33.8
173.0		0.00	1.60	10.274	17.36	87.300	0.650	0.000	1.00	1.387	0.90	15.7	0.0	33.3
174.0	Appertunance(s)	0.00	1.60	10.291	17.39	86.212	0.650	0.000	1.00	1.369	0.89	15.5	0.0	32.9
175.0		0.00	1.61	10.308	17.42	85.122	0.650	0.000	1.00	1.351	0.88	15.3	0.0	32.4
176.0		0.00	1.61	10.325	17.44	84.030	0.650	0.000	1.00	1.332	0.87	15.1	0.0	32.0
177.0		0.00	1.61	10.342	17.47	82.936	0.650	0.000	1.00	1.314	0.85	14.9	0.0	31.6
178.0		0.00	1.61	10.358	17.50	81.839	0.650	0.000	1.00	1.296	0.84	14.7	0.0	31.1
179.0		0.00	1.62	10.375	17.53	80.741	0.650	0.000	1.00	1.277	0.83	14.6	0.0	30.7
180.0	Appertunance(s)	0.00	1.62	10.392	17.56	79.640	0.650	0.000	1.00	1.259	0.82	14.4	0.0	30.2
Totals:									180.00		4,440.7	0.0	25,271.1	

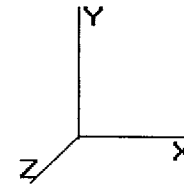
Pole : 302506
 Location : Winchester CT 3, CT
 Height : 180.0 (ft)
 Base Dia : 52.75 (in)
 Top Dia : 15.00 (in)
 Shape : 18 Sides
 Taper : 0.219444 (in/ft)

Code: TIA/EIA-222 Rev F

9/14/2012 4:06:46 PM
 Page: 65

Base Elev : 0.000 (ft)

Copyright © 2007-2011 by American Tower Corporation. All rights reserved.



Load Case: Twist/Sway 50.00 mph Wind with No Ice 37 Iterations

Gust Response Factor : 1.69
 Dead Load Factor : 1.00
 Wind Load Factor : 1.00

Discrete Appurtenance Segment Forces

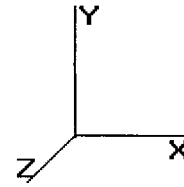
Elev (ft)	Description	Qty	qz (psf)	qzGh (psf)	CaAa Factor	Total CaAa (sf)	Horiz Ecc (ft)	Vert Ecc (ft)	Wind FX (lb)	Mom Y (lb-ft)	Mom Z (lb-ft)	Dead Load (lb)
30.00	GPS	1	6.400	10.816	1.00	1.00	0.000	0.500	10.82	0.00	5.41	10.00
78.00	PCTEL GPS-TMG-HR-	1	8.183	13.829	1.00	0.09	0.000	0.000	1.24	0.00	0.00	0.60
95.00	Bird 429-83H-01-T	1	8.657	14.631	0.33	0.35	0.000	0.000	5.07	0.00	0.00	20.00
95.00	Decibel DB586-Y	2	8.657	14.631	1.00	1.48	0.000	0.000	21.65	0.00	0.00	20.00
95.00	Flat Side Arm	1	8.657	14.631	1.00	6.30	0.000	0.000	92.17	0.00	0.00	150.00
105.0	RFS APXV18-206517S-	3	8.908	15.055	0.80	12.38	0.000	0.000	186.44	0.00	0.00	79.20
114.5	Decibel DB844H90E-	12	9.132	15.432	0.73	32.67	0.000	0.000	504.25	0.00	0.00	168.00
114.5	Round Low Profile PI	1	9.132	15.432	1.00	21.70	0.000	0.000	334.88	0.00	0.00	1,500.00
125.0	Antel BXA-171063/12C	1	9.363	15.824	0.79	3.78	0.000	0.000	59.88	0.00	0.00	15.00
125.0	Antel BXA-171085-12C	2	9.363	15.824	0.79	7.54	0.000	0.000	119.26	0.00	0.00	30.00
125.0	Antel BXA-70063/6CF	3	9.363	15.824	0.74	17.16	0.000	0.000	271.55	0.00	0.00	51.00
125.0	Antel LPA-80063/6CF	2	9.363	15.824	0.81	16.75	0.000	0.000	265.07	0.00	0.00	54.00
125.0	Antel LPA-80080/6CF	4	9.363	15.824	0.74	26.94	0.000	0.000	426.24	0.00	0.00	84.00
125.0	RFS FD9R6004/2C-3L	6	9.363	15.824	0.33	0.73	0.000	0.000	11.59	0.00	0.00	18.60
125.0	Round Low Profile PI	1	9.363	15.824	1.00	21.70	0.000	0.000	343.38	0.00	0.00	1,500.00
132.0	Alcatel-Lucent 1900M	3	9.510	16.073	0.50	5.70	0.000	0.000	91.61	0.00	0.00	132.00
132.0	Alcatel-Lucent 800 M	3	9.510	16.073	0.50	4.37	0.000	0.000	70.16	0.00	0.00	185.40
134.0	Andrew DB980H90E-M	6	9.551	16.142	0.67	15.68	0.000	0.000	253.07	0.00	0.00	51.00
134.0	Flat Low Profile Pla	1	9.551	16.142	1.00	26.10	0.000	0.000	421.30	0.00	0.00	1,500.00
134.0	RFS APXVSP18-C-	3	9.551	16.142	0.68	16.85	0.000	0.000	271.99	0.00	0.00	171.00
140.0	Bird 432-83H-01-T	2	9.672	16.345	0.33	1.08	0.000	0.000	17.58	0.00	0.00	40.00
140.0	Decibel DB809K-XT	3	9.790	16.545	1.00	10.98	0.000	6.100	181.67	0.00	1,108.16	112.50
140.0	Flat Side Arm	3	9.672	16.345	0.67	12.66	0.000	0.000	206.98	0.00	0.00	450.00
140.0	Sinclair SC432D-HF6L	1	9.799	16.560	1.00	5.03	0.000	6.540	83.29	0.00	544.75	50.00
140.0	Telewave ANT150D	1	9.769	16.510	1.00	1.09	0.000	5.000	18.00	0.00	89.98	18.00
150.0	Flat Side Arm	1	9.864	16.670	1.00	6.30	0.000	0.000	105.02	0.00	0.00	150.00
150.0	Sinclair SD210C2-SF2	1	9.957	16.827	1.00	1.37	0.000	5.000	23.05	0.00	115.27	16.00
166.0	CCI DTMA-1819-DD-12	6	10.154	17.160	0.33	1.41	0.000	0.000	24.12	0.00	0.00	85.80
166.0	RFS APX16PV-16PVL-	9	10.154	17.160	0.65	38.88	0.000	0.000	667.27	0.00	0.00	356.40
166.0	Round T-Arm	3	10.154	17.160	0.67	19.50	0.000	0.000	334.57	0.00	0.00	750.00
174.0	Flat Low Profile Pla	1	10.291	17.393	1.00	26.10	0.000	0.000	453.94	0.00	0.00	1,500.00
180.0	10' Omni	1	10.537	17.808	1.00	3.00	0.000	9.000	53.42	0.00	480.82	10.00
180.0	Andrew ABT-DMDF-	1	10.457	17.672	1.00	0.05	0.000	4.000	0.88	0.00	3.53	1.10
180.0	Ericsson RRUS 11	6	10.457	17.672	0.67	12.02	0.000	4.000	212.42	0.00	849.68	300.00
180.0	Flat Low Profile Pla	1	10.392	17.562	1.00	26.10	0.000	0.000	458.36	0.00	0.00	1,500.00
180.0	KMW AM-X-CD-16-65-	3	10.457	17.672	0.66	16.35	0.000	4.000	289.03	0.00	1,156.12	145.50
180.0	Powerwave 7770.00	6	10.457	17.672	0.64	22.58	0.000	4.000	399.03	0.00	1,596.12	210.00
180.0	Powerwave LGP21401	6	10.457	17.672	0.33	2.55	0.000	4.000	45.14	0.00	180.56	84.60
									7,335.45			11,519.70

Pole : 302506
 Location : Winchester CT 3, CT
 Height : 180.0 (ft)
 Base Dia : 52.75 (in)
 Top Dia : 15.00 (in)
 Shape : 18 Sides
 Taper : 0.219444 (in/ft)

Code: TIA/EIA-222 Rev F

Base Elev : 0.000 (ft)

Copyright © 2007 - 2011 by American Tower Corporation. All rights reserved.



9/14/2012 4:06:46 PM

Page: 66

Load Case: Twist/Sway	50.00 mph Wind with No Ice	37 Iterations
Gust Response Factor : 1.69		
Dead Load Factor : 1.00		
Wind Load Factor : 1.00		

Linear Appurtenance Segment Forces

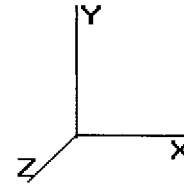
Seg Top Elev (ft)	Description	Exposed To Wind	Length (ft)	Weight (lb/ft)	CaAa (st/ft)	qz (psf)	FX (lb)	Dead Load (lb)
1.00	(18) 1 5/8" Coax	Yes	1.00	14.76	0.40	6.400	4.33	14.76
1.00	(12) 1 5/8" Coax	Yes	1.00	9.84	0.40	6.400	4.33	9.84
1.00	(12) 1 1/4" Coax	Yes	1.00	7.56	0.00	6.400	0.00	7.56
1.00	(6) 1 5/8" Coax	Yes	1.00	4.92	0.00	6.400	0.00	4.92
1.00	(1) 7/8" Coax	Yes	1.00	0.33	0.00	6.400	0.00	0.33
2.00	(18) 1 5/8" Coax	Yes	1.00	14.76	0.40	6.400	4.33	14.76
2.00	(12) 1 5/8" Coax	Yes	1.00	9.84	0.40	6.400	4.33	9.84
2.00	(12) 1 1/4" Coax	Yes	1.00	7.56	0.00	6.400	0.00	7.56
2.00	(6) 1 5/8" Coax	Yes	1.00	4.92	0.00	6.400	0.00	4.92
2.00	(1) 7/8" Coax	Yes	1.00	0.33	0.00	6.400	0.00	0.33
3.00	(18) 1 5/8" Coax	Yes	1.00	14.76	0.40	6.400	4.33	14.76
3.00	(12) 1 5/8" Coax	Yes	1.00	9.84	0.40	6.400	4.33	9.84
3.00	(12) 1 1/4" Coax	Yes	1.00	7.56	0.00	6.400	0.00	7.56
3.00	(6) 1 5/8" Coax	Yes	1.00	4.92	0.00	6.400	0.00	4.92
3.00	(1) 7/8" Coax	Yes	1.00	0.33	0.00	6.400	0.00	0.33
4.00	(18) 1 5/8" Coax	Yes	1.00	14.76	0.40	6.400	4.33	14.76
4.00	(12) 1 5/8" Coax	Yes	1.00	9.84	0.40	6.400	4.33	9.84
4.00	(12) 1 1/4" Coax	Yes	1.00	7.56	0.00	6.400	0.00	7.56
4.00	(6) 1 5/8" Coax	Yes	1.00	4.92	0.00	6.400	0.00	4.92
4.00	(1) 7/8" Coax	Yes	1.00	0.33	0.00	6.400	0.00	0.33
5.00	(18) 1 5/8" Coax	Yes	1.00	14.76	0.40	6.400	4.33	14.76
5.00	(12) 1 5/8" Coax	Yes	1.00	9.84	0.40	6.400	4.33	9.84
5.00	(12) 1 1/4" Coax	Yes	1.00	7.56	0.00	6.400	0.00	7.56
5.00	(6) 1 5/8" Coax	Yes	1.00	4.92	0.00	6.400	0.00	4.92
5.00	(1) 7/8" Coax	Yes	1.00	0.33	0.00	6.400	0.00	0.33
6.00	(18) 1 5/8" Coax	Yes	1.00	14.76	0.40	6.400	4.33	14.76
6.00	(12) 1 5/8" Coax	Yes	1.00	9.84	0.40	6.400	4.33	9.84
6.00	(12) 1 1/4" Coax	Yes	1.00	7.56	0.00	6.400	0.00	7.56
6.00	(6) 1 5/8" Coax	Yes	1.00	4.92	0.00	6.400	0.00	4.92
6.00	(1) 7/8" Coax	Yes	1.00	0.33	0.00	6.400	0.00	0.33
7.00	(18) 1 5/8" Coax	Yes	1.00	14.76	0.40	6.400	4.33	14.76
7.00	(12) 1 5/8" Coax	Yes	1.00	9.84	0.40	6.400	4.33	9.84
7.00	(12) 1 1/4" Coax	Yes	1.00	7.56	0.00	6.400	0.00	7.56
7.00	(6) 1 5/8" Coax	Yes	1.00	4.92	0.00	6.400	0.00	4.92
7.00	(1) 7/8" Coax	Yes	1.00	0.33	0.00	6.400	0.00	0.33
8.00	(18) 1 5/8" Coax	Yes	1.00	14.76	0.40	6.400	4.33	14.76
8.00	(12) 1 5/8" Coax	Yes	1.00	9.84	0.40	6.400	4.33	9.84
8.00	(12) 1 1/4" Coax	Yes	1.00	7.56	0.00	6.400	0.00	7.56
8.00	(6) 1 5/8" Coax	Yes	1.00	4.92	0.00	6.400	0.00	4.92
8.00	(1) 7/8" Coax	Yes	1.00	0.33	0.00	6.400	0.00	0.33
9.00	(18) 1 5/8" Coax	Yes	1.00	14.76	0.40	6.400	4.33	14.76
9.00	(12) 1 5/8" Coax	Yes	1.00	9.84	0.40	6.400	4.33	9.84
9.00	(12) 1 1/4" Coax	Yes	1.00	7.56	0.00	6.400	0.00	7.56
9.00	(6) 1 5/8" Coax	Yes	1.00	4.92	0.00	6.400	0.00	4.92
9.00	(1) 7/8" Coax	Yes	1.00	0.33	0.00	6.400	0.00	0.33
10.00	(18) 1 5/8" Coax	Yes	1.00	14.76	0.40	6.400	4.33	14.76
10.00	(12) 1 5/8" Coax	Yes	1.00	9.84	0.40	6.400	4.33	9.84
10.00	(12) 1 1/4" Coax	Yes	1.00	7.56	0.00	6.400	0.00	7.56
10.00	(6) 1 5/8" Coax	Yes	1.00	4.92	0.00	6.400	0.00	4.92
10.00	(1) 7/8" Coax	Yes	1.00	0.33	0.00	6.400	0.00	0.33
11.00	(18) 1 5/8" Coax	Yes	1.00	14.76	0.40	6.400	4.33	14.76

Pole : 302506
 Location : Winchester CT 3, CT
 Height : 180.0 (ft)
 Base Dia : 52.75 (in)
 Top Dia : 15.00 (in)
 Shape : 18 Sides
 Taper : 0.219444 (in/ft)

Code: TIA/EIA-222 Rev F

9/14/2012 4:06:46 PM
 Page: 67

Base Elev : 0.000 (ft)



Copyright © 2007 - 2011 by American Tower Corporation. All rights reserved.

Load Case: Twist/Sway	50.00 mph Wind with No Ice	37 Iterations
Gust Response Factor : 1.69		
Dead Load Factor : 1.00		
Wind Load Factor : 1.00		

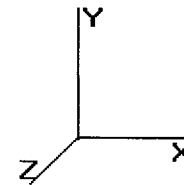
11.00	(12) 1 5/8" Coax	Yes	1.00	9.84	0.40	6.400	4.33	9.84
11.00	(12) 1 1/4" Coax	Yes	1.00	7.56	0.00	6.400	0.00	7.56
11.00	(6) 1 5/8" Coax	Yes	1.00	4.92	0.00	6.400	0.00	4.92
11.00	(1) 7/8" Coax	Yes	1.00	0.33	0.00	6.400	0.00	0.33
12.00	(18) 1 5/8" Coax	Yes	1.00	14.76	0.40	6.400	4.33	14.76
12.00	(12) 1 5/8" Coax	Yes	1.00	9.84	0.40	6.400	4.33	9.84
12.00	(12) 1 1/4" Coax	Yes	1.00	7.56	0.00	6.400	0.00	7.56
12.00	(6) 1 5/8" Coax	Yes	1.00	4.92	0.00	6.400	0.00	4.92
12.00	(1) 7/8" Coax	Yes	1.00	0.33	0.00	6.400	0.00	0.33
13.00	(18) 1 5/8" Coax	Yes	1.00	14.76	0.40	6.400	4.33	14.76
13.00	(12) 1 5/8" Coax	Yes	1.00	9.84	0.40	6.400	4.33	9.84
13.00	(12) 1 1/4" Coax	Yes	1.00	7.56	0.00	6.400	0.00	7.56
13.00	(6) 1 5/8" Coax	Yes	1.00	4.92	0.00	6.400	0.00	4.92
13.00	(1) 7/8" Coax	Yes	1.00	0.33	0.00	6.400	0.00	0.33
14.00	(18) 1 5/8" Coax	Yes	1.00	14.76	0.40	6.400	4.33	14.76
14.00	(12) 1 5/8" Coax	Yes	1.00	9.84	0.40	6.400	4.33	9.84
14.00	(12) 1 1/4" Coax	Yes	1.00	7.56	0.00	6.400	0.00	7.56
14.00	(6) 1 5/8" Coax	Yes	1.00	4.92	0.00	6.400	0.00	4.92
14.00	(1) 7/8" Coax	Yes	1.00	0.33	0.00	6.400	0.00	0.33
15.00	(18) 1 5/8" Coax	Yes	1.00	14.76	0.40	6.400	4.33	14.76
15.00	(12) 1 5/8" Coax	Yes	1.00	9.84	0.40	6.400	4.33	9.84
15.00	(12) 1 1/4" Coax	Yes	1.00	7.56	0.00	6.400	0.00	7.56
15.00	(6) 1 5/8" Coax	Yes	1.00	4.92	0.00	6.400	0.00	4.92
15.00	(1) 7/8" Coax	Yes	1.00	0.33	0.00	6.400	0.00	0.33
16.00	(18) 1 5/8" Coax	Yes	1.00	14.76	0.40	6.400	4.33	14.76
16.00	(12) 1 5/8" Coax	Yes	1.00	9.84	0.40	6.400	4.33	9.84
16.00	(12) 1 1/4" Coax	Yes	1.00	7.56	0.00	6.400	0.00	7.56
16.00	(6) 1 5/8" Coax	Yes	1.00	4.92	0.00	6.400	0.00	4.92
16.00	(1) 7/8" Coax	Yes	1.00	0.33	0.00	6.400	0.00	0.33
17.00	(18) 1 5/8" Coax	Yes	1.00	14.76	0.40	6.400	4.33	14.76
17.00	(12) 1 5/8" Coax	Yes	1.00	9.84	0.40	6.400	4.33	9.84
17.00	(12) 1 1/4" Coax	Yes	1.00	7.56	0.00	6.400	0.00	7.56
17.00	(6) 1 5/8" Coax	Yes	1.00	4.92	0.00	6.400	0.00	4.92
17.00	(1) 7/8" Coax	Yes	1.00	0.33	0.00	6.400	0.00	0.33
18.00	(18) 1 5/8" Coax	Yes	1.00	14.76	0.40	6.400	4.33	14.76
18.00	(12) 1 5/8" Coax	Yes	1.00	9.84	0.40	6.400	4.33	9.84
18.00	(12) 1 1/4" Coax	Yes	1.00	7.56	0.00	6.400	0.00	7.56
18.00	(6) 1 5/8" Coax	Yes	1.00	4.92	0.00	6.400	0.00	4.92
18.00	(1) 7/8" Coax	Yes	1.00	0.33	0.00	6.400	0.00	0.33
19.00	(18) 1 5/8" Coax	Yes	1.00	14.76	0.40	6.400	4.33	14.76
19.00	(12) 1 5/8" Coax	Yes	1.00	9.84	0.40	6.400	4.33	9.84
19.00	(12) 1 1/4" Coax	Yes	1.00	7.56	0.00	6.400	0.00	7.56
19.00	(6) 1 5/8" Coax	Yes	1.00	4.92	0.00	6.400	0.00	4.92
19.00	(1) 7/8" Coax	Yes	1.00	0.33	0.00	6.400	0.00	0.33
20.00	(18) 1 5/8" Coax	Yes	1.00	14.76	0.40	6.400	4.33	14.76
20.00	(12) 1 5/8" Coax	Yes	1.00	9.84	0.40	6.400	4.33	9.84
20.00	(12) 1 1/4" Coax	Yes	1.00	7.56	0.00	6.400	0.00	7.56
20.00	(6) 1 5/8" Coax	Yes	1.00	4.92	0.00	6.400	0.00	4.92
20.00	(1) 7/8" Coax	Yes	1.00	0.33	0.00	6.400	0.00	0.33
21.00	(18) 1 5/8" Coax	Yes	1.00	14.76	0.40	6.400	4.33	14.76
21.00	(12) 1 5/8" Coax	Yes	1.00	9.84	0.40	6.400	4.33	9.84
21.00	(12) 1 1/4" Coax	Yes	1.00	7.56	0.00	6.400	0.00	7.56
21.00	(6) 1 5/8" Coax	Yes	1.00	4.92	0.00	6.400	0.00	4.92
21.00	(1) 7/8" Coax	Yes	1.00	0.33	0.00	6.400	0.00	0.33
22.00	(18) 1 5/8" Coax	Yes	1.00	14.76	0.40	6.400	4.33	14.76
22.00	(12) 1 5/8" Coax	Yes	1.00	9.84	0.40	6.400	4.33	9.84
22.00	(12) 1 1/4" Coax	Yes	1.00	7.56	0.00	6.400	0.00	7.56

Pole : 302506
 Location : Winchester CT 3, CT
 Height : 180.0 (ft)
 Base Dia : 52.75 (in)
 Top Dia : 15.00 (in)
 Shape : 18 Sides
 Taper : 0.219444 (in/ft)

Code : TIA/EIA-222 Rev F

9/14/2012 4:06:46 PM
 Page : 68

Base Elev : 0.000 (ft)



Copyright © 2007-2011 by American Tower Corporation. All rights reserved.

Load Case: Twist/Sway	50.00 mph Wind with No Ice	37 Iterations
Gust Response Factor : 1.69		
Dead Load Factor : 1.00		
Wind Load Factor : 1.00		

22.00	(6) 1 5/8" Coax	Yes	1.00	4.92	0.00	6.400	0.00	4.92
22.00	(1) 7/8" Coax	Yes	1.00	0.33	0.00	6.400	0.00	0.33
23.00	(18) 1 5/8" Coax	Yes	1.00	14.76	0.40	6.400	4.33	14.76
23.00	(12) 1 5/8" Coax	Yes	1.00	9.84	0.40	6.400	4.33	9.84
23.00	(12) 1 1/4" Coax	Yes	1.00	7.56	0.00	6.400	0.00	7.56
23.00	(6) 1 5/8" Coax	Yes	1.00	4.92	0.00	6.400	0.00	4.92
23.00	(1) 7/8" Coax	Yes	1.00	0.33	0.00	6.400	0.00	0.33
24.00	(18) 1 5/8" Coax	Yes	1.00	14.76	0.40	6.400	4.33	14.76
24.00	(12) 1 5/8" Coax	Yes	1.00	9.84	0.40	6.400	4.33	9.84
24.00	(12) 1 1/4" Coax	Yes	1.00	7.56	0.00	6.400	0.00	7.56
24.00	(6) 1 5/8" Coax	Yes	1.00	4.92	0.00	6.400	0.00	4.92
24.00	(1) 7/8" Coax	Yes	1.00	0.33	0.00	6.400	0.00	0.33
25.00	(18) 1 5/8" Coax	Yes	1.00	14.76	0.40	6.400	4.33	14.76
25.00	(12) 1 5/8" Coax	Yes	1.00	9.84	0.40	6.400	4.33	9.84
25.00	(12) 1 1/4" Coax	Yes	1.00	7.56	0.00	6.400	0.00	7.56
25.00	(6) 1 5/8" Coax	Yes	1.00	4.92	0.00	6.400	0.00	4.92
25.00	(1) 7/8" Coax	Yes	1.00	0.33	0.00	6.400	0.00	0.33
26.00	(18) 1 5/8" Coax	Yes	1.00	14.76	0.40	6.400	4.33	14.76
26.00	(12) 1 5/8" Coax	Yes	1.00	9.84	0.40	6.400	4.33	9.84
26.00	(12) 1 1/4" Coax	Yes	1.00	7.56	0.00	6.400	0.00	7.56
26.00	(6) 1 5/8" Coax	Yes	1.00	4.92	0.00	6.400	0.00	4.92
26.00	(1) 7/8" Coax	Yes	1.00	0.33	0.00	6.400	0.00	0.33
27.00	(18) 1 5/8" Coax	Yes	1.00	14.76	0.40	6.400	4.33	14.76
27.00	(12) 1 5/8" Coax	Yes	1.00	9.84	0.40	6.400	4.33	9.84
27.00	(12) 1 1/4" Coax	Yes	1.00	7.56	0.00	6.400	0.00	7.56
27.00	(6) 1 5/8" Coax	Yes	1.00	4.92	0.00	6.400	0.00	4.92
27.00	(1) 7/8" Coax	Yes	1.00	0.33	0.00	6.400	0.00	0.33
28.00	(18) 1 5/8" Coax	Yes	1.00	14.76	0.40	6.400	4.33	14.76
28.00	(12) 1 5/8" Coax	Yes	1.00	9.84	0.40	6.400	4.33	9.84
28.00	(12) 1 1/4" Coax	Yes	1.00	7.56	0.00	6.400	0.00	7.56
28.00	(6) 1 5/8" Coax	Yes	1.00	4.92	0.00	6.400	0.00	4.92
28.00	(1) 7/8" Coax	Yes	1.00	0.33	0.00	6.400	0.00	0.33
29.00	(18) 1 5/8" Coax	Yes	1.00	14.76	0.40	6.400	4.33	14.76
29.00	(12) 1 5/8" Coax	Yes	1.00	9.84	0.40	6.400	4.33	9.84
29.00	(12) 1 1/4" Coax	Yes	1.00	7.56	0.00	6.400	0.00	7.56
29.00	(6) 1 5/8" Coax	Yes	1.00	4.92	0.00	6.400	0.00	4.92
29.00	(1) 7/8" Coax	Yes	1.00	0.33	0.00	6.400	0.00	0.33
30.00	(18) 1 5/8" Coax	Yes	1.00	14.76	0.40	6.400	4.33	14.76
30.00	(12) 1 5/8" Coax	Yes	1.00	9.84	0.40	6.400	4.33	9.84
30.00	(12) 1 1/4" Coax	Yes	1.00	7.56	0.00	6.400	0.00	7.56
30.00	(6) 1 5/8" Coax	Yes	1.00	4.92	0.00	6.400	0.00	4.92
30.00	(1) 7/8" Coax	Yes	1.00	0.33	0.00	6.400	0.00	0.33
31.00	(18) 1 5/8" Coax	Yes	1.00	14.76	0.40	6.400	4.33	14.76
31.00	(12) 1 5/8" Coax	Yes	1.00	9.84	0.40	6.400	4.33	9.84
31.00	(12) 1 1/4" Coax	Yes	1.00	7.56	0.00	6.400	0.00	7.56
31.00	(6) 1 5/8" Coax	Yes	1.00	4.92	0.00	6.400	0.00	4.92
32.00	(18) 1 5/8" Coax	Yes	1.00	14.76	0.40	6.400	4.33	14.76
32.00	(12) 1 5/8" Coax	Yes	1.00	9.84	0.40	6.400	4.33	9.84
32.00	(12) 1 1/4" Coax	Yes	1.00	7.56	0.00	6.400	0.00	7.56
32.00	(6) 1 5/8" Coax	Yes	1.00	4.92	0.00	6.400	0.00	4.92
33.00	(18) 1 5/8" Coax	Yes	1.00	14.76	0.40	6.400	4.33	14.76
33.00	(12) 1 5/8" Coax	Yes	1.00	9.84	0.40	6.400	4.33	9.84
33.00	(12) 1 1/4" Coax	Yes	1.00	7.56	0.00	6.400	0.00	7.56
33.00	(6) 1 5/8" Coax	Yes	1.00	4.92	0.00	6.400	0.00	4.92
34.00	(18) 1 5/8" Coax	Yes	1.00	14.76	0.40	6.455	4.36	14.76
34.00	(12) 1 5/8" Coax	Yes	1.00	9.84	0.40	6.455	4.36	9.84
34.00	(12) 1 1/4" Coax	Yes	1.00	7.56	0.00	6.455	0.00	7.56

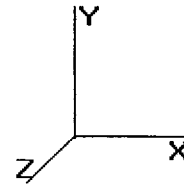
Pole : 302506
 Location : Winchester CT 3, CT
 Height : 180.0 (ft)
 Base Dia : 52.75 (in)
 Top Dia : 15.00 (in)
 Shape : 18 Sides
 Taper : 0.219444 (in/ft)

Code: TIA/EIA-222 Rev F

Base Elev : 0.000 (ft)

9/14/2012 4:06:46 PM

Page: 69



Copyright © 2007 - 2011 by American Tower Corporation. All rights reserved.

Load Case: Twist/Sway **50.00 mph Wind with No Ice** **37 Iterations**

Gust Response Factor : 1.69
 Dead Load Factor : 1.00
 Wind Load Factor : 1.00

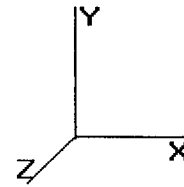
34.00	(6) 1 5/8" Coax	Yes	1.00	4.92	0.00	6.455	0.00	4.92
35.00	(18) 1 5/8" Coax	Yes	1.00	14.76	0.40	6.509	4.40	14.76
35.00	(12) 1 5/8" Coax	Yes	1.00	9.84	0.40	6.509	4.40	9.84
35.00	(12) 1 1/4" Coax	Yes	1.00	7.56	0.00	6.509	0.00	7.56
35.00	(6) 1 5/8" Coax	Yes	1.00	4.92	0.00	6.509	0.00	4.92
36.00	(18) 1 5/8" Coax	Yes	1.00	14.76	0.40	6.561	4.44	14.76
36.00	(12) 1 5/8" Coax	Yes	1.00	9.84	0.40	6.561	4.44	9.84
36.00	(12) 1 1/4" Coax	Yes	1.00	7.56	0.00	6.561	0.00	7.56
36.00	(6) 1 5/8" Coax	Yes	1.00	4.92	0.00	6.561	0.00	4.92
37.00	(18) 1 5/8" Coax	Yes	1.00	14.76	0.40	6.613	4.47	14.76
37.00	(12) 1 5/8" Coax	Yes	1.00	9.84	0.40	6.613	4.47	9.84
37.00	(12) 1 1/4" Coax	Yes	1.00	7.56	0.00	6.613	0.00	7.56
37.00	(6) 1 5/8" Coax	Yes	1.00	4.92	0.00	6.613	0.00	4.92
38.00	(18) 1 5/8" Coax	Yes	1.00	14.76	0.40	6.663	4.50	14.76
38.00	(12) 1 5/8" Coax	Yes	1.00	9.84	0.40	6.663	4.50	9.84
38.00	(12) 1 1/4" Coax	Yes	1.00	7.56	0.00	6.663	0.00	7.56
38.00	(6) 1 5/8" Coax	Yes	1.00	4.92	0.00	6.663	0.00	4.92
39.00	(18) 1 5/8" Coax	Yes	1.00	14.76	0.40	6.713	4.54	14.76
39.00	(12) 1 5/8" Coax	Yes	1.00	9.84	0.40	6.713	4.54	9.84
39.00	(12) 1 1/4" Coax	Yes	1.00	7.56	0.00	6.713	0.00	7.56
39.00	(6) 1 5/8" Coax	Yes	1.00	4.92	0.00	6.713	0.00	4.92
40.00	(18) 1 5/8" Coax	Yes	1.00	14.76	0.40	6.762	4.57	14.76
40.00	(12) 1 5/8" Coax	Yes	1.00	9.84	0.40	6.762	4.57	9.84
40.00	(12) 1 1/4" Coax	Yes	1.00	7.56	0.00	6.762	0.00	7.56
40.00	(6) 1 5/8" Coax	Yes	1.00	4.92	0.00	6.762	0.00	4.92
41.00	(18) 1 5/8" Coax	Yes	1.00	14.76	0.40	6.809	4.60	14.76
41.00	(12) 1 5/8" Coax	Yes	1.00	9.84	0.40	6.809	4.60	9.84
41.00	(12) 1 1/4" Coax	Yes	1.00	7.56	0.00	6.809	0.00	7.56
41.00	(6) 1 5/8" Coax	Yes	1.00	4.92	0.00	6.809	0.00	4.92
42.00	(18) 1 5/8" Coax	Yes	1.00	14.76	0.40	6.857	4.64	14.76
42.00	(12) 1 5/8" Coax	Yes	1.00	9.84	0.40	6.857	4.64	9.84
42.00	(12) 1 1/4" Coax	Yes	1.00	7.56	0.00	6.857	0.00	7.56
42.00	(6) 1 5/8" Coax	Yes	1.00	4.92	0.00	6.857	0.00	4.92
42.96	(18) 1 5/8" Coax	Yes	0.96	14.76	0.40	6.901	4.46	14.12
42.96	(12) 1 5/8" Coax	Yes	0.96	9.84	0.40	6.901	4.46	9.41
42.96	(12) 1 1/4" Coax	Yes	0.96	7.56	0.00	6.901	0.00	7.23
42.96	(6) 1 5/8" Coax	Yes	0.96	4.92	0.00	6.901	0.00	4.71
43.00	(18) 1 5/8" Coax	Yes	0.04	14.76	0.40	6.903	0.20	0.64
43.00	(12) 1 5/8" Coax	Yes	0.04	9.84	0.40	6.903	0.20	0.43
43.00	(12) 1 1/4" Coax	Yes	0.04	7.56	0.00	6.903	0.00	0.33
43.00	(6) 1 5/8" Coax	Yes	0.04	4.92	0.00	6.903	0.00	0.21
44.00	(18) 1 5/8" Coax	Yes	1.00	14.76	0.40	6.948	4.70	14.76
44.00	(12) 1 5/8" Coax	Yes	1.00	9.84	0.40	6.948	4.70	9.84
44.00	(12) 1 1/4" Coax	Yes	1.00	7.56	0.00	6.948	0.00	7.56
44.00	(6) 1 5/8" Coax	Yes	1.00	4.92	0.00	6.948	0.00	4.92
45.00	(18) 1 5/8" Coax	Yes	1.00	14.76	0.40	6.993	4.73	14.76
45.00	(12) 1 5/8" Coax	Yes	1.00	9.84	0.40	6.993	4.73	9.84
45.00	(12) 1 1/4" Coax	Yes	1.00	7.56	0.00	6.993	0.00	7.56
45.00	(6) 1 5/8" Coax	Yes	1.00	4.92	0.00	6.993	0.00	4.92
46.00	(18) 1 5/8" Coax	Yes	1.00	14.76	0.40	7.037	4.76	14.76
46.00	(12) 1 5/8" Coax	Yes	1.00	9.84	0.40	7.037	4.76	9.84
46.00	(12) 1 1/4" Coax	Yes	1.00	7.56	0.00	7.037	0.00	7.56
46.00	(6) 1 5/8" Coax	Yes	1.00	4.92	0.00	7.037	0.00	4.92
47.00	(18) 1 5/8" Coax	Yes	1.00	14.76	0.40	7.080	4.79	14.76
47.00	(12) 1 5/8" Coax	Yes	1.00	9.84	0.40	7.080	4.79	9.84
47.00	(12) 1 1/4" Coax	Yes	1.00	7.56	0.00	7.080	0.00	7.56
47.00	(6) 1 5/8" Coax	Yes	1.00	4.92	0.00	7.080	0.00	4.92

Pole : 302506
 Location : Winchester CT 3, CT
 Height : 180.0 (ft)
 Base Dia : 52.75 (in)
 Top Dia : 15.00 (in)
 Shape : 18 Sides
 Taper : 0.219444 (in/ft)

Code: TIA/EIA-222 Rev F

Base Elev : 0.000 (ft)

9/14/2012 4:06:46 PM
 Page: 70



Copyright © 2007- 2011 by American Tower Corporation. All rights reserved.

Load Case: Twist/Sway	50.00 mph Wind with No Ice	37 Iterations
Gust Response Factor : 1.69		
Dead Load Factor : 1.00		
Wind Load Factor : 1.00		

48.00	(18) 1 5/8" Coax	Yes	1.00	14.76	0.40	7.123	4.82	14.76
48.00	(12) 1 5/8" Coax	Yes	1.00	9.84	0.40	7.123	4.82	9.84
48.00	(12) 1 1/4" Coax	Yes	1.00	7.56	0.00	7.123	0.00	7.56
48.00	(6) 1 5/8" Coax	Yes	1.00	4.92	0.00	7.123	0.00	4.92
49.00	(18) 1 5/8" Coax	Yes	1.00	14.76	0.40	7.165	4.84	14.76
49.00	(12) 1 5/8" Coax	Yes	1.00	9.84	0.40	7.165	4.84	9.84
49.00	(12) 1 1/4" Coax	Yes	1.00	7.56	0.00	7.165	0.00	7.56
49.00	(6) 1 5/8" Coax	Yes	1.00	4.92	0.00	7.165	0.00	4.92
49.04	(18) 1 5/8" Coax	Yes	0.04	14.76	0.40	7.167	0.19	0.59
49.04	(12) 1 5/8" Coax	Yes	0.04	9.84	0.40	7.167	0.19	0.39
49.04	(12) 1 1/4" Coax	Yes	0.04	7.56	0.00	7.167	0.00	0.30
49.04	(6) 1 5/8" Coax	Yes	0.04	4.92	0.00	7.167	0.00	0.20
50.00	(18) 1 5/8" Coax	Yes	0.96	14.76	0.40	7.207	4.68	14.17
50.00	(12) 1 5/8" Coax	Yes	0.96	9.84	0.40	7.207	4.68	9.45
50.00	(12) 1 1/4" Coax	Yes	0.96	7.56	0.00	7.207	0.00	7.26
50.00	(6) 1 5/8" Coax	Yes	0.96	4.92	0.00	7.207	0.00	4.72
51.00	(18) 1 5/8" Coax	Yes	1.00	14.76	0.40	7.248	4.90	14.76
51.00	(12) 1 5/8" Coax	Yes	1.00	9.84	0.40	7.248	4.90	9.84
51.00	(12) 1 1/4" Coax	Yes	1.00	7.56	0.00	7.248	0.00	7.56
51.00	(6) 1 5/8" Coax	Yes	1.00	4.92	0.00	7.248	0.00	4.92
52.00	(18) 1 5/8" Coax	Yes	1.00	14.76	0.40	7.288	4.93	14.76
52.00	(12) 1 5/8" Coax	Yes	1.00	9.84	0.40	7.288	4.93	9.84
52.00	(12) 1 1/4" Coax	Yes	1.00	7.56	0.00	7.288	0.00	7.56
52.00	(6) 1 5/8" Coax	Yes	1.00	4.92	0.00	7.288	0.00	4.92
53.00	(18) 1 5/8" Coax	Yes	1.00	14.76	0.40	7.328	4.95	14.76
53.00	(12) 1 5/8" Coax	Yes	1.00	9.84	0.40	7.328	4.95	9.84
53.00	(12) 1 1/4" Coax	Yes	1.00	7.56	0.00	7.328	0.00	7.56
53.00	(6) 1 5/8" Coax	Yes	1.00	4.92	0.00	7.328	0.00	4.92
54.00	(18) 1 5/8" Coax	Yes	1.00	14.76	0.40	7.367	4.98	14.76
54.00	(12) 1 5/8" Coax	Yes	1.00	9.84	0.40	7.367	4.98	9.84
54.00	(12) 1 1/4" Coax	Yes	1.00	7.56	0.00	7.367	0.00	7.56
54.00	(6) 1 5/8" Coax	Yes	1.00	4.92	0.00	7.367	0.00	4.92
55.00	(18) 1 5/8" Coax	Yes	1.00	14.76	0.40	7.406	5.01	14.76
55.00	(12) 1 5/8" Coax	Yes	1.00	9.84	0.40	7.406	5.01	9.84
55.00	(12) 1 1/4" Coax	Yes	1.00	7.56	0.00	7.406	0.00	7.56
55.00	(6) 1 5/8" Coax	Yes	1.00	4.92	0.00	7.406	0.00	4.92
56.00	(18) 1 5/8" Coax	Yes	1.00	14.76	0.40	7.444	5.03	14.76
56.00	(12) 1 5/8" Coax	Yes	1.00	9.84	0.40	7.444	5.03	9.84
56.00	(12) 1 1/4" Coax	Yes	1.00	7.56	0.00	7.444	0.00	7.56
56.00	(6) 1 5/8" Coax	Yes	1.00	4.92	0.00	7.444	0.00	4.92
57.00	(18) 1 5/8" Coax	Yes	1.00	14.76	0.40	7.482	5.06	14.76
57.00	(12) 1 5/8" Coax	Yes	1.00	9.84	0.40	7.482	5.06	9.84
57.00	(12) 1 1/4" Coax	Yes	1.00	7.56	0.00	7.482	0.00	7.56
57.00	(6) 1 5/8" Coax	Yes	1.00	4.92	0.00	7.482	0.00	4.92
58.00	(18) 1 5/8" Coax	Yes	1.00	14.76	0.40	7.519	5.08	14.76
58.00	(12) 1 5/8" Coax	Yes	1.00	9.84	0.40	7.519	5.08	9.84
58.00	(12) 1 1/4" Coax	Yes	1.00	7.56	0.00	7.519	0.00	7.56
58.00	(6) 1 5/8" Coax	Yes	1.00	4.92	0.00	7.519	0.00	4.92
59.00	(18) 1 5/8" Coax	Yes	1.00	14.76	0.40	7.556	5.11	14.76
59.00	(12) 1 5/8" Coax	Yes	1.00	9.84	0.40	7.556	5.11	9.84
59.00	(12) 1 1/4" Coax	Yes	1.00	7.56	0.00	7.556	0.00	7.56
59.00	(6) 1 5/8" Coax	Yes	1.00	4.92	0.00	7.556	0.00	4.92
60.00	(18) 1 5/8" Coax	Yes	1.00	14.76	0.40	7.592	5.13	14.76
60.00	(12) 1 5/8" Coax	Yes	1.00	9.84	0.40	7.592	5.13	9.84
60.00	(12) 1 1/4" Coax	Yes	1.00	7.56	0.00	7.592	0.00	7.56
60.00	(6) 1 5/8" Coax	Yes	1.00	4.92	0.00	7.592	0.00	4.92
61.00	(18) 1 5/8" Coax	Yes	1.00	14.76	0.40	7.628	5.16	14.76

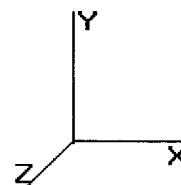
Pole : 302506
 Location : Winchester CT 3, CT
 Height : 180.0 (ft)
 Base Dia : 52.75 (in)
 Top Dia : 15.00 (in)
 Shape : 18 Sides
 Taper : 0.219444 (in/ft)

Code: TIA/EIA-222 Rev F

Base Elev : 0.000 (ft)

9/14/2012 4:06:47 PM

Page: 71



Copyright © 2007 - 2011 by American Tower Corporation. All rights reserved.

Load Case: Twist/Sway	50.00 mph Wind with No Ice	37 Iterations
Gust Response Factor : 1.69		
Dead Load Factor : 1.00		
Wind Load Factor : 1.00		

61.00	(12) 1 5/8" Coax	Yes	1.00	9.84	0.40	7.628	5.16	9.84
61.00	(12) 1 1/4" Coax	Yes	1.00	7.56	0.00	7.628	0.00	7.56
61.00	(6) 1 5/8" Coax	Yes	1.00	4.92	0.00	7.628	0.00	4.92
62.00	(18) 1 5/8" Coax	Yes	1.00	14.76	0.40	7.664	5.18	14.76
62.00	(12) 1 5/8" Coax	Yes	1.00	9.84	0.40	7.664	5.18	9.84
62.00	(12) 1 1/4" Coax	Yes	1.00	7.56	0.00	7.664	0.00	7.56
62.00	(6) 1 5/8" Coax	Yes	1.00	4.92	0.00	7.664	0.00	4.92
63.00	(18) 1 5/8" Coax	Yes	1.00	14.76	0.40	7.699	5.20	14.76
63.00	(12) 1 5/8" Coax	Yes	1.00	9.84	0.40	7.699	5.20	9.84
63.00	(12) 1 1/4" Coax	Yes	1.00	7.56	0.00	7.699	0.00	7.56
63.00	(6) 1 5/8" Coax	Yes	1.00	4.92	0.00	7.699	0.00	4.92
64.00	(18) 1 5/8" Coax	Yes	1.00	14.76	0.40	7.733	5.23	14.76
64.00	(12) 1 5/8" Coax	Yes	1.00	9.84	0.40	7.733	5.23	9.84
64.00	(12) 1 1/4" Coax	Yes	1.00	7.56	0.00	7.733	0.00	7.56
64.00	(6) 1 5/8" Coax	Yes	1.00	4.92	0.00	7.733	0.00	4.92
65.00	(18) 1 5/8" Coax	Yes	1.00	14.76	0.40	7.768	5.25	14.76
65.00	(12) 1 5/8" Coax	Yes	1.00	9.84	0.40	7.768	5.25	9.84
65.00	(12) 1 1/4" Coax	Yes	1.00	7.56	0.00	7.768	0.00	7.56
65.00	(6) 1 5/8" Coax	Yes	1.00	4.92	0.00	7.768	0.00	4.92
66.00	(18) 1 5/8" Coax	Yes	1.00	14.76	0.40	7.802	5.27	14.76
66.00	(12) 1 5/8" Coax	Yes	1.00	9.84	0.40	7.802	5.27	9.84
66.00	(12) 1 1/4" Coax	Yes	1.00	7.56	0.00	7.802	0.00	7.56
66.00	(6) 1 5/8" Coax	Yes	1.00	4.92	0.00	7.802	0.00	4.92
67.00	(18) 1 5/8" Coax	Yes	1.00	14.76	0.40	7.835	5.30	14.76
67.00	(12) 1 5/8" Coax	Yes	1.00	9.84	0.40	7.835	5.30	9.84
67.00	(12) 1 1/4" Coax	Yes	1.00	7.56	0.00	7.835	0.00	7.56
67.00	(6) 1 5/8" Coax	Yes	1.00	4.92	0.00	7.835	0.00	4.92
68.00	(18) 1 5/8" Coax	Yes	1.00	14.76	0.40	7.869	5.32	14.76
68.00	(12) 1 5/8" Coax	Yes	1.00	9.84	0.40	7.869	5.32	9.84
68.00	(12) 1 1/4" Coax	Yes	1.00	7.56	0.00	7.869	0.00	7.56
68.00	(6) 1 5/8" Coax	Yes	1.00	4.92	0.00	7.869	0.00	4.92
69.00	(18) 1 5/8" Coax	Yes	1.00	14.76	0.40	7.901	5.34	14.76
69.00	(12) 1 5/8" Coax	Yes	1.00	9.84	0.40	7.901	5.34	9.84
69.00	(12) 1 1/4" Coax	Yes	1.00	7.56	0.00	7.901	0.00	7.56
69.00	(6) 1 5/8" Coax	Yes	1.00	4.92	0.00	7.901	0.00	4.92
70.00	(18) 1 5/8" Coax	Yes	1.00	14.76	0.40	7.934	5.36	14.76
70.00	(12) 1 5/8" Coax	Yes	1.00	9.84	0.40	7.934	5.36	9.84
70.00	(12) 1 1/4" Coax	Yes	1.00	7.56	0.00	7.934	0.00	7.56
70.00	(6) 1 5/8" Coax	Yes	1.00	4.92	0.00	7.934	0.00	4.92
71.00	(18) 1 5/8" Coax	Yes	1.00	14.76	0.40	7.966	5.39	14.76
71.00	(12) 1 5/8" Coax	Yes	1.00	9.84	0.40	7.966	5.39	9.84
71.00	(12) 1 1/4" Coax	Yes	1.00	7.56	0.00	7.966	0.00	7.56
71.00	(6) 1 5/8" Coax	Yes	1.00	4.92	0.00	7.966	0.00	4.92
72.00	(18) 1 5/8" Coax	Yes	1.00	14.76	0.40	7.998	5.41	14.76
72.00	(12) 1 5/8" Coax	Yes	1.00	9.84	0.40	7.998	5.41	9.84
72.00	(12) 1 1/4" Coax	Yes	1.00	7.56	0.00	7.998	0.00	7.56
72.00	(6) 1 5/8" Coax	Yes	1.00	4.92	0.00	7.998	0.00	4.92
73.00	(18) 1 5/8" Coax	Yes	1.00	14.76	0.40	8.030	5.43	14.76
73.00	(12) 1 5/8" Coax	Yes	1.00	9.84	0.40	8.030	5.43	9.84
73.00	(12) 1 1/4" Coax	Yes	1.00	7.56	0.00	8.030	0.00	7.56
73.00	(6) 1 5/8" Coax	Yes	1.00	4.92	0.00	8.030	0.00	4.92
74.00	(18) 1 5/8" Coax	Yes	1.00	14.76	0.40	8.061	5.45	14.76
74.00	(12) 1 5/8" Coax	Yes	1.00	9.84	0.40	8.061	5.45	9.84
74.00	(12) 1 1/4" Coax	Yes	1.00	7.56	0.00	8.061	0.00	7.56
74.00	(6) 1 5/8" Coax	Yes	1.00	4.92	0.00	8.061	0.00	4.92
75.00	(18) 1 5/8" Coax	Yes	1.00	14.76	0.40	8.092	5.47	14.76
75.00	(12) 1 5/8" Coax	Yes	1.00	9.84	0.40	8.092	5.47	9.84

Pole : 302506
 Location : Winchester CT 3, CT
 Height : 180.0 (ft)
 Base Dia : 52.75 (in)
 Top Dia : 15.00 (in)
 Shape : 18 Sides
 Taper : 0.219444 (in/ft)

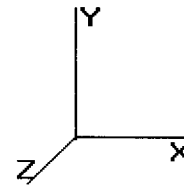
Code: TIA/EIA-222 Rev F

Base Elev : 0.000 (ft)

9/14/2012 4:06:47 PM

Page: 72

Copyright © 2007 - 2011 by American Tower Corporation. All rights reserved.



Load Case: Twist/Sway	50.00 mph Wind with No Ice	37 Iterations
Gust Response Factor : 1.69		
Dead Load Factor : 1.00		
Wind Load Factor : 1.00		

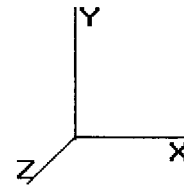
75.00	(12) 1 1/4" Coax	Yes	1.00	7.56	0.00	8.092	0.00	7.56
75.00	(6) 1 5/8" Coax	Yes	1.00	4.92	0.00	8.092	0.00	4.92
76.00	(18) 1 5/8" Coax	Yes	1.00	14.76	0.40	8.123	5.49	14.76
76.00	(12) 1 5/8" Coax	Yes	1.00	9.84	0.40	8.123	5.49	9.84
76.00	(12) 1 1/4" Coax	Yes	1.00	7.56	0.00	8.123	0.00	7.56
76.00	(6) 1 5/8" Coax	Yes	1.00	4.92	0.00	8.123	0.00	4.92
77.00	(18) 1 5/8" Coax	Yes	1.00	14.76	0.40	8.153	5.51	14.76
77.00	(12) 1 5/8" Coax	Yes	1.00	9.84	0.40	8.153	5.51	9.84
77.00	(12) 1 1/4" Coax	Yes	1.00	7.56	0.00	8.153	0.00	7.56
77.00	(6) 1 5/8" Coax	Yes	1.00	4.92	0.00	8.153	0.00	4.92
78.00	(18) 1 5/8" Coax	Yes	1.00	14.76	0.40	8.183	5.53	14.76
78.00	(12) 1 5/8" Coax	Yes	1.00	9.84	0.40	8.183	5.53	9.84
78.00	(12) 1 1/4" Coax	Yes	1.00	7.56	0.00	8.183	0.00	7.56
78.00	(6) 1 5/8" Coax	Yes	1.00	4.92	0.00	8.183	0.00	4.92
79.00	(18) 1 5/8" Coax	Yes	1.00	14.76	0.40	8.213	5.55	14.76
79.00	(12) 1 5/8" Coax	Yes	1.00	9.84	0.40	8.213	5.55	9.84
79.00	(12) 1 1/4" Coax	Yes	1.00	7.56	0.00	8.213	0.00	7.56
79.00	(6) 1 5/8" Coax	Yes	1.00	4.92	0.00	8.213	0.00	4.92
80.00	(18) 1 5/8" Coax	Yes	1.00	14.76	0.40	8.242	5.57	14.76
80.00	(12) 1 5/8" Coax	Yes	1.00	9.84	0.40	8.242	5.57	9.84
80.00	(12) 1 1/4" Coax	Yes	1.00	7.56	0.00	8.242	0.00	7.56
80.00	(6) 1 5/8" Coax	Yes	1.00	4.92	0.00	8.242	0.00	4.92
81.00	(18) 1 5/8" Coax	Yes	1.00	14.76	0.40	8.272	5.59	14.76
81.00	(12) 1 5/8" Coax	Yes	1.00	9.84	0.40	8.272	5.59	9.84
81.00	(12) 1 1/4" Coax	Yes	1.00	7.56	0.00	8.272	0.00	7.56
81.00	(6) 1 5/8" Coax	Yes	1.00	4.92	0.00	8.272	0.00	4.92
82.00	(18) 1 5/8" Coax	Yes	1.00	14.76	0.40	8.301	5.61	14.76
82.00	(12) 1 5/8" Coax	Yes	1.00	9.84	0.40	8.301	5.61	9.84
82.00	(12) 1 1/4" Coax	Yes	1.00	7.56	0.00	8.301	0.00	7.56
82.00	(6) 1 5/8" Coax	Yes	1.00	4.92	0.00	8.301	0.00	4.92
83.00	(18) 1 5/8" Coax	Yes	1.00	14.76	0.40	8.330	5.63	14.76
83.00	(12) 1 5/8" Coax	Yes	1.00	9.84	0.40	8.330	5.63	9.84
83.00	(12) 1 1/4" Coax	Yes	1.00	7.56	0.00	8.330	0.00	7.56
83.00	(6) 1 5/8" Coax	Yes	1.00	4.92	0.00	8.330	0.00	4.92
84.00	(18) 1 5/8" Coax	Yes	1.00	14.76	0.40	8.358	5.65	14.76
84.00	(12) 1 5/8" Coax	Yes	1.00	9.84	0.40	8.358	5.65	9.84
84.00	(12) 1 1/4" Coax	Yes	1.00	7.56	0.00	8.358	0.00	7.56
84.00	(6) 1 5/8" Coax	Yes	1.00	4.92	0.00	8.358	0.00	4.92
85.00	(18) 1 5/8" Coax	Yes	1.00	14.76	0.40	8.387	5.67	14.76
85.00	(12) 1 5/8" Coax	Yes	1.00	9.84	0.40	8.387	5.67	9.84
85.00	(12) 1 1/4" Coax	Yes	1.00	7.56	0.00	8.387	0.00	7.56
85.00	(6) 1 5/8" Coax	Yes	1.00	4.92	0.00	8.387	0.00	4.92
86.00	(18) 1 5/8" Coax	Yes	1.00	14.76	0.40	8.415	5.69	14.76
86.00	(12) 1 5/8" Coax	Yes	1.00	9.84	0.40	8.415	5.69	9.84
86.00	(12) 1 1/4" Coax	Yes	1.00	7.56	0.00	8.415	0.00	7.56
86.00	(6) 1 5/8" Coax	Yes	1.00	4.92	0.00	8.415	0.00	4.92
87.00	(18) 1 5/8" Coax	Yes	1.00	14.76	0.40	8.442	5.71	14.76
87.00	(12) 1 5/8" Coax	Yes	1.00	9.84	0.40	8.442	5.71	9.84
87.00	(12) 1 1/4" Coax	Yes	1.00	7.56	0.00	8.442	0.00	7.56
87.00	(6) 1 5/8" Coax	Yes	1.00	4.92	0.00	8.442	0.00	4.92
87.54	(18) 1 5/8" Coax	Yes	0.54	14.76	0.40	8.457	3.09	7.97
87.54	(12) 1 5/8" Coax	Yes	0.54	9.84	0.40	8.457	3.09	5.31
87.54	(12) 1 1/4" Coax	Yes	0.54	7.56	0.00	8.457	0.00	4.08
87.54	(6) 1 5/8" Coax	Yes	0.54	4.92	0.00	8.457	0.00	2.66
88.00	(18) 1 5/8" Coax	Yes	0.46	14.76	0.40	8.470	2.63	6.79
88.00	(12) 1 5/8" Coax	Yes	0.46	9.84	0.40	8.470	2.63	4.53
88.00	(12) 1 1/4" Coax	Yes	0.46	7.56	0.00	8.470	0.00	3.48

Pole : 302506
 Location : Winchester CT 3, CT
 Height : 180.0 (ft)
 Base Dia : 52.75 (in)
 Top Dia : 15.00 (in)
 Shape : 18 Sides
 Taper : 0.219444 (in/ft)

Code: TIA/EIA-222 Rev F

Base Elev : 0.000 (ft)

Copyright © 2007- 2011 by American Tower Corporation. All rights reserved.



9/14/2012 4:06:47 PM

Page: 73

Load Case: Twist/Sway	50.00 mph Wind with No Ice	37 Iterations
Gust Response Factor : 1.69		
Dead Load Factor : 1.00		
Wind Load Factor : 1.00		

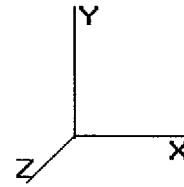
88.00	(6) 1 5/8" Coax	Yes	0.46	4.92	0.00	8.470	0.00	2.26
89.00	(18) 1 5/8" Coax	Yes	1.00	14.76	0.40	8.497	5.74	14.76
89.00	(12) 1 5/8" Coax	Yes	1.00	9.84	0.40	8.497	5.74	9.84
89.00	(12) 1 1/4" Coax	Yes	1.00	7.56	0.00	8.497	0.00	7.56
89.00	(6) 1 5/8" Coax	Yes	1.00	4.92	0.00	8.497	0.00	4.92
90.00	(18) 1 5/8" Coax	Yes	1.00	14.76	0.40	8.525	5.76	14.76
90.00	(12) 1 5/8" Coax	Yes	1.00	9.84	0.40	8.525	5.76	9.84
90.00	(12) 1 1/4" Coax	Yes	1.00	7.56	0.00	8.525	0.00	7.56
90.00	(6) 1 5/8" Coax	Yes	1.00	4.92	0.00	8.525	0.00	4.92
91.00	(18) 1 5/8" Coax	Yes	1.00	14.76	0.40	8.552	5.78	14.76
91.00	(12) 1 5/8" Coax	Yes	1.00	9.84	0.40	8.552	5.78	9.84
91.00	(12) 1 1/4" Coax	Yes	1.00	7.56	0.00	8.552	0.00	7.56
91.00	(6) 1 5/8" Coax	Yes	1.00	4.92	0.00	8.552	0.00	4.92
92.00	(18) 1 5/8" Coax	Yes	1.00	14.76	0.40	8.578	5.80	14.76
92.00	(12) 1 5/8" Coax	Yes	1.00	9.84	0.40	8.578	5.80	9.84
92.00	(12) 1 1/4" Coax	Yes	1.00	7.56	0.00	8.578	0.00	7.56
92.00	(6) 1 5/8" Coax	Yes	1.00	4.92	0.00	8.578	0.00	4.92
92.46	(18) 1 5/8" Coax	Yes	0.46	14.76	0.40	8.590	2.65	6.74
92.46	(12) 1 5/8" Coax	Yes	0.46	9.84	0.40	8.590	2.65	4.49
92.46	(12) 1 1/4" Coax	Yes	0.46	7.56	0.00	8.590	0.00	3.45
92.46	(6) 1 5/8" Coax	Yes	0.46	4.92	0.00	8.590	0.00	2.25
93.00	(18) 1 5/8" Coax	Yes	0.54	14.76	0.40	8.605	3.16	8.02
93.00	(12) 1 5/8" Coax	Yes	0.54	9.84	0.40	8.605	3.16	5.35
93.00	(12) 1 1/4" Coax	Yes	0.54	7.56	0.00	8.605	0.00	4.11
93.00	(6) 1 5/8" Coax	Yes	0.54	4.92	0.00	8.605	0.00	2.67
94.00	(18) 1 5/8" Coax	Yes	1.00	14.76	0.40	8.631	5.83	14.76
94.00	(12) 1 5/8" Coax	Yes	1.00	9.84	0.40	8.631	5.83	9.84
94.00	(12) 1 1/4" Coax	Yes	1.00	7.56	0.00	8.631	0.00	7.56
94.00	(6) 1 5/8" Coax	Yes	1.00	4.92	0.00	8.631	0.00	4.92
95.00	(18) 1 5/8" Coax	Yes	1.00	14.76	0.40	8.657	5.85	14.76
95.00	(12) 1 5/8" Coax	Yes	1.00	9.84	0.40	8.657	5.85	9.84
95.00	(12) 1 1/4" Coax	Yes	1.00	7.56	0.00	8.657	0.00	7.56
95.00	(6) 1 5/8" Coax	Yes	1.00	4.92	0.00	8.657	0.00	4.92
96.00	(18) 1 5/8" Coax	Yes	1.00	14.76	0.40	8.683	5.87	14.76
96.00	(12) 1 5/8" Coax	Yes	1.00	9.84	0.40	8.683	5.87	9.84
96.00	(12) 1 1/4" Coax	Yes	1.00	7.56	0.00	8.683	0.00	7.56
96.00	(6) 1 5/8" Coax	Yes	1.00	4.92	0.00	8.683	0.00	4.92
97.00	(18) 1 5/8" Coax	Yes	1.00	14.76	0.40	8.709	5.89	14.76
97.00	(12) 1 5/8" Coax	Yes	1.00	9.84	0.40	8.709	5.89	9.84
97.00	(12) 1 1/4" Coax	Yes	1.00	7.56	0.00	8.709	0.00	7.56
97.00	(6) 1 5/8" Coax	Yes	1.00	4.92	0.00	8.709	0.00	4.92
98.00	(18) 1 5/8" Coax	Yes	1.00	14.76	0.40	8.735	5.90	14.76
98.00	(12) 1 5/8" Coax	Yes	1.00	9.84	0.40	8.735	5.90	9.84
98.00	(12) 1 1/4" Coax	Yes	1.00	7.56	0.00	8.735	0.00	7.56
98.00	(6) 1 5/8" Coax	Yes	1.00	4.92	0.00	8.735	0.00	4.92
99.00	(18) 1 5/8" Coax	Yes	1.00	14.76	0.40	8.760	5.92	14.76
99.00	(12) 1 5/8" Coax	Yes	1.00	9.84	0.40	8.760	5.92	9.84
99.00	(12) 1 1/4" Coax	Yes	1.00	7.56	0.00	8.760	0.00	7.56
99.00	(6) 1 5/8" Coax	Yes	1.00	4.92	0.00	8.760	0.00	4.92
100.0	(18) 1 5/8" Coax	Yes	1.00	14.76	0.40	8.785	5.94	14.76
100.0	(12) 1 5/8" Coax	Yes	1.00	9.84	0.40	8.785	5.94	9.84
100.0	(12) 1 1/4" Coax	Yes	1.00	7.56	0.00	8.785	0.00	7.56
100.0	(6) 1 5/8" Coax	Yes	1.00	4.92	0.00	8.785	0.00	4.92
101.0	(18) 1 5/8" Coax	Yes	1.00	14.76	0.40	8.810	5.96	14.76
101.0	(12) 1 5/8" Coax	Yes	1.00	9.84	0.40	8.810	5.96	9.84
101.0	(12) 1 1/4" Coax	Yes	1.00	7.56	0.00	8.810	0.00	7.56
101.0	(6) 1 5/8" Coax	Yes	1.00	4.92	0.00	8.810	0.00	4.92

Pole : 302506
 Location : Winchester CT 3, CT
 Height : 180.0 (ft)
 Base Dia : 52.75 (in)
 Top Dia : 15.00 (in)
 Shape : 18 Sides
 Taper : 0.219444 (in/ft)

Code: TIA/EIA-222 Rev F

Base Elev : 0.000 (ft)

Copyright © 2007 - 2011 by American Tower Corporation. All rights reserved.



9/14/2012 4:06:47 PM

Page: 74

Load Case: Twist/Sway **50.00 mph Wind with No Ice** **37 Iterations**

Gust Response Factor : 1.69
 Dead Load Factor : 1.00
 Wind Load Factor : 1.00

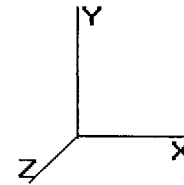
102.0	(18) 1 5/8" Coax	Yes	1.00	14.76	0.40	8.835	5.97	14.76
102.0	(12) 1 5/8" Coax	Yes	1.00	9.84	0.40	8.835	5.97	9.84
102.0	(12) 1 1/4" Coax	Yes	1.00	7.56	0.00	8.835	0.00	7.56
102.0	(6) 1 5/8" Coax	Yes	1.00	4.92	0.00	8.835	0.00	4.92
103.0	(18) 1 5/8" Coax	Yes	1.00	14.76	0.40	8.860	5.99	14.76
103.0	(12) 1 5/8" Coax	Yes	1.00	9.84	0.40	8.860	5.99	9.84
103.0	(12) 1 1/4" Coax	Yes	1.00	7.56	0.00	8.860	0.00	7.56
103.0	(6) 1 5/8" Coax	Yes	1.00	4.92	0.00	8.860	0.00	4.92
104.0	(18) 1 5/8" Coax	Yes	1.00	14.76	0.40	8.884	6.01	14.76
104.0	(12) 1 5/8" Coax	Yes	1.00	9.84	0.40	8.884	6.01	9.84
104.0	(12) 1 1/4" Coax	Yes	1.00	7.56	0.00	8.884	0.00	7.56
104.0	(6) 1 5/8" Coax	Yes	1.00	4.92	0.00	8.884	0.00	4.92
105.0	(18) 1 5/8" Coax	Yes	1.00	14.76	0.40	8.908	6.02	14.76
105.0	(12) 1 5/8" Coax	Yes	1.00	9.84	0.40	8.908	6.02	9.84
105.0	(12) 1 1/4" Coax	Yes	1.00	7.56	0.00	8.908	0.00	7.56
105.0	(6) 1 5/8" Coax	Yes	1.00	4.92	0.00	8.908	0.00	4.92
106.0	(18) 1 5/8" Coax	Yes	1.00	14.76	0.40	8.933	6.04	14.76
106.0	(12) 1 5/8" Coax	Yes	1.00	9.84	0.40	8.933	6.04	9.84
106.0	(12) 1 1/4" Coax	Yes	1.00	7.56	0.00	8.933	0.00	7.56
107.0	(18) 1 5/8" Coax	Yes	1.00	14.76	0.40	8.957	6.05	14.76
107.0	(12) 1 5/8" Coax	Yes	1.00	9.84	0.40	8.957	6.05	9.84
107.0	(12) 1 1/4" Coax	Yes	1.00	7.56	0.00	8.957	0.00	7.56
108.0	(18) 1 5/8" Coax	Yes	1.00	14.76	0.40	8.980	6.07	14.76
108.0	(12) 1 5/8" Coax	Yes	1.00	9.84	0.40	8.980	6.07	9.84
108.0	(12) 1 1/4" Coax	Yes	1.00	7.56	0.00	8.980	0.00	7.56
109.0	(18) 1 5/8" Coax	Yes	1.00	14.76	0.40	9.004	6.09	14.76
109.0	(12) 1 5/8" Coax	Yes	1.00	9.84	0.40	9.004	6.09	9.84
109.0	(12) 1 1/4" Coax	Yes	1.00	7.56	0.00	9.004	0.00	7.56
110.0	(18) 1 5/8" Coax	Yes	1.00	14.76	0.40	9.028	6.10	14.76
110.0	(12) 1 5/8" Coax	Yes	1.00	9.84	0.40	9.028	6.10	9.84
110.0	(12) 1 1/4" Coax	Yes	1.00	7.56	0.00	9.028	0.00	7.56
111.0	(18) 1 5/8" Coax	Yes	1.00	14.76	0.40	9.051	6.12	14.76
111.0	(12) 1 5/8" Coax	Yes	1.00	9.84	0.40	9.051	6.12	9.84
111.0	(12) 1 1/4" Coax	Yes	1.00	7.56	0.00	9.051	0.00	7.56
112.0	(18) 1 5/8" Coax	Yes	1.00	14.76	0.40	9.074	6.13	14.76
112.0	(12) 1 5/8" Coax	Yes	1.00	9.84	0.40	9.074	6.13	9.84
112.0	(12) 1 1/4" Coax	Yes	1.00	7.56	0.00	9.074	0.00	7.56
113.0	(18) 1 5/8" Coax	Yes	1.00	14.76	0.40	9.097	6.15	14.76
113.0	(12) 1 5/8" Coax	Yes	1.00	9.84	0.40	9.097	6.15	9.84
113.0	(12) 1 1/4" Coax	Yes	1.00	7.56	0.00	9.097	0.00	7.56
114.0	(18) 1 5/8" Coax	Yes	1.00	14.76	0.40	9.120	6.17	14.76
114.0	(12) 1 5/8" Coax	Yes	1.00	9.84	0.40	9.120	6.17	9.84
114.0	(12) 1 1/4" Coax	Yes	1.00	7.56	0.00	9.120	0.00	7.56
114.5	(18) 1 5/8" Coax	Yes	0.50	14.76	0.40	9.132	3.09	7.38
114.5	(12) 1 5/8" Coax	Yes	0.50	9.84	0.40	9.132	3.09	4.92
114.5	(12) 1 1/4" Coax	Yes	0.50	7.56	0.00	9.132	0.00	3.78
115.0	(18) 1 5/8" Coax	Yes	0.50	14.76	0.40	9.143	3.09	7.38
115.0	(12) 1 5/8" Coax	Yes	0.50	9.84	0.40	9.143	3.09	4.92
116.0	(18) 1 5/8" Coax	Yes	1.00	14.76	0.40	9.166	6.20	14.76
116.0	(12) 1 5/8" Coax	Yes	1.00	9.84	0.40	9.166	6.20	9.84
117.0	(18) 1 5/8" Coax	Yes	1.00	14.76	0.40	9.188	6.21	14.76
117.0	(12) 1 5/8" Coax	Yes	1.00	9.84	0.40	9.188	6.21	9.84
118.0	(18) 1 5/8" Coax	Yes	1.00	14.76	0.40	9.211	6.23	14.76
118.0	(12) 1 5/8" Coax	Yes	1.00	9.84	0.40	9.211	6.23	9.84
119.0	(18) 1 5/8" Coax	Yes	1.00	14.76	0.40	9.233	6.24	14.76
119.0	(12) 1 5/8" Coax	Yes	1.00	9.84	0.40	9.233	6.24	9.84
120.0	(18) 1 5/8" Coax	Yes	1.00	14.76	0.40	9.255	6.26	14.76

Pole : 302506
 Location : Winchester CT 3, CT
 Height : 180.0 (ft)
 Base Dia : 52.75 (in)
 Top Dia : 15.00 (in)
 Shape : 18 Sides
 Taper : 0.219444 (in/ft)

Code: TIA/EIA-222 Rev F

9/14/2012 4:06:47 PM
 Page: 75

Base Elev : 0.000 (ft)



Copyright © 2007 - 2011 by American Tower Corporation. All rights reserved.

Load Case: Twist/Sway	50.00 mph Wind with No Ice	37 Iterations
Gust Response Factor : 1.69		
Dead Load Factor : 1.00		
Wind Load Factor : 1.00		

120.0	(12) 1 5/8"	Coax	Yes	1.00	9.84	0.40	9.255	6.26	9.84
121.0	(18) 1 5/8"	Coax	Yes	1.00	14.76	0.40	9.277	6.27	14.76
121.0	(12) 1 5/8"	Coax	Yes	1.00	9.84	0.40	9.277	6.27	9.84
122.0	(18) 1 5/8"	Coax	Yes	1.00	14.76	0.40	9.299	6.29	14.76
122.0	(12) 1 5/8"	Coax	Yes	1.00	9.84	0.40	9.299	6.29	9.84
123.0	(18) 1 5/8"	Coax	Yes	1.00	14.76	0.40	9.320	6.30	14.76
123.0	(12) 1 5/8"	Coax	Yes	1.00	9.84	0.40	9.320	6.30	9.84
124.0	(18) 1 5/8"	Coax	Yes	1.00	14.76	0.40	9.342	6.32	14.76
124.0	(12) 1 5/8"	Coax	Yes	1.00	9.84	0.40	9.342	6.32	9.84
125.0	(18) 1 5/8"	Coax	Yes	1.00	14.76	0.40	9.363	6.33	14.76
125.0	(12) 1 5/8"	Coax	Yes	1.00	9.84	0.40	9.363	6.33	9.84
126.0	(18) 1 5/8"	Coax	Yes	1.00	14.76	0.40	9.385	6.34	14.76
127.0	(18) 1 5/8"	Coax	Yes	1.00	14.76	0.40	9.406	6.36	14.76
128.0	(18) 1 5/8"	Coax	Yes	1.00	14.76	0.40	9.427	6.37	14.76
129.0	(18) 1 5/8"	Coax	Yes	1.00	14.76	0.40	9.448	6.39	14.76
130.0	(18) 1 5/8"	Coax	Yes	1.00	14.76	0.40	9.469	6.40	14.76
131.0	(18) 1 5/8"	Coax	Yes	1.00	14.76	0.40	9.490	6.42	14.76
132.0	(18) 1 5/8"	Coax	Yes	1.00	14.76	0.40	9.510	6.43	14.76
132.1	(18) 1 5/8"	Coax	Yes	0.12	14.76	0.40	9.513	0.77	1.77
133.0	(18) 1 5/8"	Coax	Yes	0.88	14.76	0.40	9.531	5.67	12.99
134.0	(18) 1 5/8"	Coax	Yes	1.00	14.76	0.40	9.551	6.46	14.76
135.0	(18) 1 5/8"	Coax	Yes	1.00	14.76	0.40	9.572	6.47	14.76
135.8	(18) 1 5/8"	Coax	Yes	0.87	14.76	0.40	9.589	5.64	12.84
136.0	(18) 1 5/8"	Coax	Yes	0.13	14.76	0.40	9.592	0.84	1.92
137.0	(18) 1 5/8"	Coax	Yes	1.00	14.76	0.40	9.612	6.50	14.76
138.0	(18) 1 5/8"	Coax	Yes	1.00	14.76	0.40	9.632	6.51	14.76
139.0	(18) 1 5/8"	Coax	Yes	1.00	14.76	0.40	9.652	6.52	14.76
140.0	(18) 1 5/8"	Coax	Yes	1.00	14.76	0.40	9.672	6.54	14.76
141.0	(18) 1 5/8"	Coax	Yes	1.00	14.76	0.40	9.691	6.55	14.76
142.0	(18) 1 5/8"	Coax	Yes	1.00	14.76	0.40	9.711	6.56	14.76
143.0	(18) 1 5/8"	Coax	Yes	1.00	14.76	0.40	9.730	6.58	14.76
144.0	(18) 1 5/8"	Coax	Yes	1.00	14.76	0.40	9.750	6.59	14.76
145.0	(18) 1 5/8"	Coax	Yes	1.00	14.76	0.40	9.769	6.60	14.76
146.0	(18) 1 5/8"	Coax	Yes	1.00	14.76	0.40	9.788	6.62	14.76
147.0	(18) 1 5/8"	Coax	Yes	1.00	14.76	0.40	9.807	6.63	14.76
148.0	(18) 1 5/8"	Coax	Yes	1.00	14.76	0.40	9.826	6.64	14.76
149.0	(18) 1 5/8"	Coax	Yes	1.00	14.76	0.40	9.845	6.66	14.76
150.0	(18) 1 5/8"	Coax	Yes	1.00	14.76	0.40	9.864	6.67	14.76
151.0	(18) 1 5/8"	Coax	Yes	1.00	14.76	0.40	9.883	6.68	14.76
152.0	(18) 1 5/8"	Coax	Yes	1.00	14.76	0.40	9.902	6.69	14.76
153.0	(18) 1 5/8"	Coax	Yes	1.00	14.76	0.40	9.920	6.71	14.76
154.0	(18) 1 5/8"	Coax	Yes	1.00	14.76	0.40	9.939	6.72	14.76
155.0	(18) 1 5/8"	Coax	Yes	1.00	14.76	0.40	9.957	6.73	14.76
156.0	(18) 1 5/8"	Coax	Yes	1.00	14.76	0.40	9.975	6.74	14.76
157.0	(18) 1 5/8"	Coax	Yes	1.00	14.76	0.40	9.994	6.76	14.76
158.0	(18) 1 5/8"	Coax	Yes	1.00	14.76	0.40	10.012	6.77	14.76
159.0	(18) 1 5/8"	Coax	Yes	1.00	14.76	0.40	10.030	6.78	14.76
160.0	(18) 1 5/8"	Coax	Yes	1.00	14.76	0.40	10.048	6.79	14.76
161.0	(18) 1 5/8"	Coax	Yes	1.00	14.76	0.40	10.066	6.80	14.76
162.0	(18) 1 5/8"	Coax	Yes	1.00	14.76	0.40	10.083	6.82	14.76
163.0	(18) 1 5/8"	Coax	Yes	1.00	14.76	0.40	10.101	6.83	14.76
164.0	(18) 1 5/8"	Coax	Yes	1.00	14.76	0.40	10.119	6.84	14.76
165.0	(18) 1 5/8"	Coax	Yes	1.00	14.76	0.40	10.136	6.85	14.76
166.0	(18) 1 5/8"	Coax	Yes	1.00	14.76	0.40	10.154	6.86	14.76

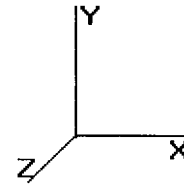
Totals: 1,567.30 5,072.28

Pole : 302506
 Location : Winchester CT 3, CT
 Height : 180.0 (ft)
 Base Dia : 52.75 (in)
 Top Dia : 15.00 (in)
 Shape : 18 Sides
 Taper : 0.219444 (in/ft)

Code: TIA/EIA-222 Rev F

Base Elev : 0.000 (ft)

Copyright © 2007- 2011 by American Tower Corporation. All rights reserved.



9/14/2012 4:06:47 PM
Page: 76

Load Case: Twist/Sway	50.00 mph Wind with No Ice	37 Iterations
Gust Response Factor : 1.69		
Dead Load Factor : 1.00		
Wind Load Factor : 1.00		

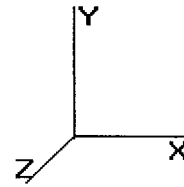
Applied Segment Forces Summary

Seg Elev (ft)	Lateral FX (-) (lb)	Axial FY (-) (lb)	Torsion MY (lb-ft)	Moment MZ (lb-ft)
0.00	0.00	0.00	0.00	0.00
1.00	39.49	320.22	0.00	0.00
2.00	39.36	319.18	0.00	0.00
3.00	39.24	318.14	0.00	0.00
4.00	39.11	317.11	0.00	0.00
5.00	38.98	316.07	0.00	0.00
6.00	38.85	315.03	0.00	0.00
7.00	38.72	314.00	0.00	0.00
8.00	38.59	312.96	0.00	0.00
9.00	38.46	311.92	0.00	0.00
10.00	38.34	310.89	0.00	0.00
11.00	38.21	309.85	0.00	0.00
12.00	38.08	308.81	0.00	0.00
13.00	37.95	307.78	0.00	0.00
14.00	37.82	306.74	0.00	0.00
15.00	37.69	305.70	0.00	0.00
16.00	37.56	304.67	0.00	0.00
17.00	37.44	303.63	0.00	0.00
18.00	37.31	302.59	0.00	0.00
19.00	37.18	301.55	0.00	0.00
20.00	37.05	300.52	0.00	0.00
21.00	36.92	299.48	0.00	0.00
22.00	36.79	298.44	0.00	0.00
23.00	36.66	297.41	0.00	0.00
24.00	36.54	296.37	0.00	0.00
25.00	36.41	295.33	0.00	0.00
26.00	36.28	294.30	0.00	0.00
27.00	36.15	293.26	0.00	0.00
28.00	36.02	292.22	0.00	0.00
29.00	35.89	291.19	0.00	0.00
30.00	46.58	300.15	0.00	5.41
31.00	35.64	288.78	0.00	0.00
32.00	35.51	287.75	0.00	0.00
33.00	35.38	286.71	0.00	0.00
34.00	35.55	285.67	0.00	0.00
35.00	35.72	284.63	0.00	0.00
36.00	35.87	283.60	0.00	0.00
37.00	36.02	282.56	0.00	0.00
38.00	36.16	281.52	0.00	0.00
39.00	36.30	280.49	0.00	0.00
40.00	36.43	279.45	0.00	0.00
41.00	36.55	278.41	0.00	0.00
42.00	36.66	277.38	0.00	0.00
42.96	35.17	264.36	0.00	0.00
43.00	1.61	19.67	0.00	0.00
44.00	37.35	451.80	0.00	0.00
45.00	37.45	449.87	0.00	0.00
46.00	37.55	447.95	0.00	0.00
47.00	37.64	446.02	0.00	0.00
48.00	37.72	444.10	0.00	0.00

Pole : 302506
 Location : Winchester CT 3, CT
 Height : 180.0 (ft)
 Base Dia : 52.75 (in)
 Top Dia : 15.00 (in)
 Shape : 18 Sides
 Taper : 0.219444 (in/ft)

Code: TIA/EIA-222 Rev F

Base Elev : 0.000 (ft)



9/14/2012 4:06:47 PM

Page: 77

Copyright © 2007 - 2011 by American Tower Corporation. All rights reserved.

Load Case: Twist/Sway	50.00 mph Wind with No Ice	37 Iterations
Gust Response Factor : 1.69		
Dead Load Factor : 1.00		
Wind Load Factor : 1.00		

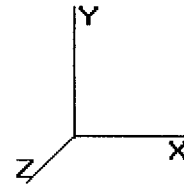
49.00	37.80	442.17	0.00	0.00
49.04	1.51	17.60	0.00	0.00
50.00	36.36	234.62	0.00	0.00
51.00	37.94	243.50	0.00	0.00
52.00	38.01	242.62	0.00	0.00
53.00	38.07	241.73	0.00	0.00
54.00	38.12	240.84	0.00	0.00
55.00	38.17	239.95	0.00	0.00
56.00	38.22	239.06	0.00	0.00
57.00	38.26	238.17	0.00	0.00
58.00	38.30	237.28	0.00	0.00
59.00	38.34	236.39	0.00	0.00
60.00	38.37	235.51	0.00	0.00
61.00	38.40	234.62	0.00	0.00
62.00	38.43	233.73	0.00	0.00
63.00	38.45	232.84	0.00	0.00
64.00	38.46	231.95	0.00	0.00
65.00	38.48	231.06	0.00	0.00
66.00	38.49	230.17	0.00	0.00
67.00	38.50	229.28	0.00	0.00
68.00	38.50	228.40	0.00	0.00
69.00	38.51	227.51	0.00	0.00
70.00	38.51	226.62	0.00	0.00
71.00	38.50	225.73	0.00	0.00
72.00	38.50	224.84	0.00	0.00
73.00	38.49	223.95	0.00	0.00
74.00	38.47	223.06	0.00	0.00
75.00	38.46	222.17	0.00	0.00
76.00	38.44	221.29	0.00	0.00
77.00	38.42	220.40	0.00	0.00
78.00	39.64	220.11	0.00	0.00
79.00	38.38	218.47	0.00	0.00
80.00	38.35	217.58	0.00	0.00
81.00	38.32	216.69	0.00	0.00
82.00	38.29	215.80	0.00	0.00
83.00	38.25	214.91	0.00	0.00
84.00	38.21	214.03	0.00	0.00
85.00	38.18	213.14	0.00	0.00
86.00	38.13	212.25	0.00	0.00
87.00	38.09	211.36	0.00	0.00
87.54	20.53	113.74	0.00	0.00
88.00	17.71	150.38	0.00	0.00
89.00	38.48	325.65	0.00	0.00
90.00	38.44	324.03	0.00	0.00
91.00	38.39	322.40	0.00	0.00
92.00	38.33	320.77	0.00	0.00
92.46	17.47	145.91	0.00	0.00
93.00	20.78	101.09	0.00	0.00
94.00	38.22	185.45	0.00	0.00
95.00	157.06	374.71	0.00	0.00
96.00	38.10	183.16	0.00	0.00
97.00	38.04	182.42	0.00	0.00
98.00	37.98	181.68	0.00	0.00
99.00	37.91	180.94	0.00	0.00
100.0	37.85	180.20	0.00	0.00
101.0	37.78	179.45	0.00	0.00
102.0	37.71	178.71	0.00	0.00

Pole : 302506
 Location : Winchester CT 3, CT
 Height : 180.0 (ft)
 Base Dia : 52.75 (in)
 Top Dia : 15.00 (in)
 Shape : 18 Sides
 Taper : 0.219444 (in/ft)

Code: TIA/EIA-222 Rev F

9/14/2012 4:06:47 PM
 Page: 78

Base Elev : 0.000 (ft)



Copyright © 2007 - 2011 by American Tower Corporation. All rights reserved.

Load Case: Twist/Sway	50.00 mph Wind with No Ice	37 Iterations
Gust Response Factor : 1.69		
Dead Load Factor : 1.00		
Wind Load Factor : 1.00		

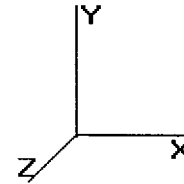
103.0	37.63	177.97	0.00	0.00
104.0	37.56	177.23	0.00	0.00
105.0	223.93	255.69	0.00	0.00
106.0	37.40	170.83	0.00	0.00
107.0	37.32	170.09	0.00	0.00
108.0	37.24	169.35	0.00	0.00
109.0	37.16	168.61	0.00	0.00
110.0	37.08	167.87	0.00	0.00
111.0	36.99	167.13	0.00	0.00
112.0	36.90	166.39	0.00	0.00
113.0	36.81	165.65	0.00	0.00
114.0	36.72	164.91	0.00	0.00
114.5	857.45	1,750.18	0.00	0.00
115.0	18.29	78.21	0.00	0.00
116.0	36.54	155.87	0.00	0.00
117.0	36.44	155.12	0.00	0.00
118.0	36.35	154.38	0.00	0.00
119.0	36.25	153.64	0.00	0.00
120.0	36.15	152.90	0.00	0.00
121.0	36.05	152.16	0.00	0.00
122.0	35.95	151.42	0.00	0.00
123.0	35.85	150.68	0.00	0.00
124.0	35.74	149.94	0.00	0.00
125.0	1,532.62	1,901.80	0.00	0.00
126.0	29.18	138.62	0.00	0.00
127.0	29.06	137.88	0.00	0.00
128.0	28.94	137.14	0.00	0.00
129.0	28.81	136.40	0.00	0.00
130.0	28.68	135.66	0.00	0.00
131.0	28.56	134.92	0.00	0.00
132.0	190.20	451.57	0.00	0.00
132.1	3.39	16.02	0.00	0.00
133.0	25.19	162.37	0.00	0.00
134.0	974.86	1,905.35	0.00	0.00
135.0	28.36	171.79	0.00	0.00
135.8	24.56	148.46	0.00	0.00
136.0	3.66	11.61	0.00	0.00
137.0	28.10	88.90	0.00	0.00
138.0	27.96	88.45	0.00	0.00
139.0	27.82	88.01	0.00	0.00
140.0	535.21	758.06	0.00	1,742.89
141.0	27.55	81.56	0.00	0.00
142.0	27.41	81.11	0.00	0.00
143.0	27.27	80.67	0.00	0.00
144.0	27.13	80.23	0.00	0.00
145.0	26.98	79.78	0.00	0.00
146.0	26.84	79.34	0.00	0.00
147.0	26.70	78.89	0.00	0.00
148.0	26.55	78.45	0.00	0.00
149.0	26.40	78.00	0.00	0.00
150.0	154.33	243.56	0.00	115.27
151.0	26.11	76.29	0.00	0.00
152.0	25.96	75.85	0.00	0.00
153.0	25.81	75.41	0.00	0.00
154.0	25.66	74.96	0.00	0.00
155.0	25.50	74.52	0.00	0.00
156.0	25.35	74.07	0.00	0.00

Pole : 302506
 Location : Winchester CT 3, CT
 Height : 180.0 (ft)
 Base Dia : 52.75 (in)
 Top Dia : 15.00 (in)
 Shape : 18 Sides
 Taper : 0.219444 (in/ft)

Code: TIA/EIA-222 Rev F

9/14/2012 4:06:47 PM
 Page: 79

Base Elev : 0.000 (ft)



Copyright © 2007- 2011 by American Tower Corporation. All rights reserved.

Load Case: Twist/Sway	50.00 mph Wind with No Ice	37 Iterations
Gust Response Factor : 1.69		
Dead Load Factor : 1.00		
Wind Load Factor : 1.00		

157.0	25.20	73.63	0.00	0.00
158.0	25.04	73.18	0.00	0.00
159.0	24.88	72.74	0.00	0.00
160.0	24.73	72.30	0.00	0.00
161.0	24.57	71.85	0.00	0.00
162.0	24.41	71.41	0.00	0.00
163.0	24.25	70.96	0.00	0.00
164.0	24.09	70.52	0.00	0.00
165.0	23.93	70.07	0.00	0.00
166.0	1,049.73	1,261.83	0.00	0.00
167.0	16.73	54.42	0.00	0.00
168.0	16.55	53.98	0.00	0.00
169.0	16.37	53.54	0.00	0.00
170.0	16.19	53.09	0.00	0.00
171.0	16.02	52.65	0.00	0.00
172.0	15.84	52.20	0.00	0.00
173.0	15.66	51.76	0.00	0.00
174.0	469.42	1,551.31	0.00	0.00
175.0	15.29	50.87	0.00	0.00
176.0	15.11	50.43	0.00	0.00
177.0	14.93	49.98	0.00	0.00
178.0	14.74	49.54	0.00	0.00
179.0	14.56	49.09	0.00	0.00
180.0	1,472.66	2,299.85	0.00	4,266.83
Totals:	13,343.46	47,561.43	0.00	6,130.39

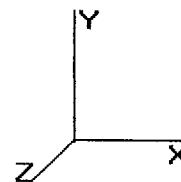
Pole : 302506
 Location : Winchester CT 3, CT
 Height : 180.0 (ft)
 Base Dia : 52.75 (in)
 Top Dia : 15.00 (in)
 Shape : 18 Sides
 Taper : 0.219444 (in/ft)

Code: TIA/EIA-222 Rev F

9/14/2012 4:06:47 PM
 Page: 80

Base Elev : 0.000 (ft)

Copyright © 2007-2011 by American Tower Corporation. All rights reserved.



Load Case: Twist/Sway 50.00 mph Wind with No Ice 37 Iterations

Gust Response Factor : 1.69
 Dead Load Factor : 1.00
 Wind Load Factor : 1.00

Calculated Shaft Forces and Deflections

Seg Elev (ft)	Lateral FX (-) (kips)	Axial FY (-) (kips)	Lateral FZ (kips)	Moment MX (ft-kips)	Torsion MY (ft-kips)	Moment MZ (ft-kips)	X Deflect (in)	Z Deflect (in)	Total Deflect (in)	Rotation (deg)
0.00	-13.350	-47.559	0.000	0.000	0.000	-1,663.689	0.000	0.000	0.000	0.000
1.00	-13.326	-47.234	0.000	0.000	0.000	-1,650.340	-0.002	0.000	0.002	-0.019
2.00	-13.302	-46.911	0.000	0.000	0.000	-1,637.014	-0.008	0.000	0.008	-0.038
3.00	-13.278	-46.588	0.000	0.000	0.000	-1,623.713	-0.018	0.000	0.018	-0.057
4.00	-13.254	-46.267	0.000	0.000	0.000	-1,610.436	-0.032	0.000	0.032	-0.076
5.00	-13.230	-45.946	0.000	0.000	0.000	-1,597.182	-0.050	0.000	0.050	-0.095
6.00	-13.205	-45.627	0.000	0.000	0.000	-1,583.953	-0.072	0.000	0.072	-0.114
7.00	-13.181	-45.309	0.000	0.000	0.000	-1,570.748	-0.098	0.000	0.098	-0.133
8.00	-13.157	-44.991	0.000	0.000	0.000	-1,557.567	-0.128	0.000	0.128	-0.153
9.00	-13.133	-44.675	0.000	0.000	0.000	-1,544.410	-0.162	0.000	0.162	-0.172
10.00	-13.109	-44.360	0.000	0.000	0.000	-1,531.277	-0.201	0.000	0.201	-0.192
11.00	-13.085	-44.046	0.000	0.000	0.000	-1,518.169	-0.243	0.000	0.243	-0.211
12.00	-13.061	-43.732	0.000	0.000	0.000	-1,505.084	-0.289	0.000	0.289	-0.231
13.00	-13.036	-43.420	0.000	0.000	0.000	-1,492.024	-0.340	0.000	0.340	-0.251
14.00	-13.012	-43.109	0.000	0.000	0.000	-1,478.988	-0.395	0.000	0.395	-0.271
15.00	-12.988	-42.799	0.000	0.000	0.000	-1,465.976	-0.454	0.000	0.454	-0.291
16.00	-12.964	-42.490	0.000	0.000	0.000	-1,452.988	-0.517	0.000	0.517	-0.311
17.00	-12.939	-42.182	0.000	0.000	0.000	-1,440.025	-0.584	0.000	0.584	-0.331
18.00	-12.915	-41.875	0.000	0.000	0.000	-1,427.086	-0.656	0.000	0.656	-0.351
19.00	-12.891	-41.569	0.000	0.000	0.000	-1,414.171	-0.732	0.000	0.732	-0.372
20.00	-12.867	-41.264	0.000	0.000	0.000	-1,401.281	-0.812	0.000	0.812	-0.392
21.00	-12.842	-40.961	0.000	0.000	0.000	-1,388.414	-0.896	0.000	0.896	-0.413
22.00	-12.818	-40.658	0.000	0.000	0.000	-1,375.572	-0.985	0.000	0.985	-0.433
23.00	-12.794	-40.356	0.000	0.000	0.000	-1,362.754	-1.078	0.000	1.078	-0.454
24.00	-12.769	-40.055	0.000	0.000	0.000	-1,349.961	-1.176	0.000	1.176	-0.475
25.00	-12.745	-39.756	0.000	0.000	0.000	-1,337.192	-1.277	0.000	1.277	-0.496
26.00	-12.721	-39.457	0.000	0.000	0.000	-1,324.447	-1.384	0.000	1.384	-0.517
27.00	-12.696	-39.159	0.000	0.000	0.000	-1,311.727	-1.494	0.000	1.494	-0.538
28.00	-12.672	-38.863	0.000	0.000	0.000	-1,299.031	-1.609	0.000	1.609	-0.559
29.00	-12.647	-38.567	0.000	0.000	0.000	-1,286.359	-1.729	0.000	1.729	-0.580
30.00	-12.622	-38.273	0.000	0.000	0.000	-1,273.707	-1.853	0.000	1.853	-0.602
31.00	-12.598	-37.979	0.000	0.000	0.000	-1,261.095	-1.981	0.000	1.981	-0.623
32.00	-12.573	-37.678	0.000	0.000	0.000	-1,248.507	-2.114	0.000	2.114	-0.645
33.00	-12.549	-37.387	0.000	0.000	0.000	-1,235.945	-2.252	0.000	2.252	-0.667
34.00	-12.524	-37.097	0.000	0.000	0.000	-1,223.406	-2.394	0.000	2.394	-0.688
35.00	-12.499	-36.808	0.000	0.000	0.000	-1,210.893	-2.540	0.000	2.540	-0.710
36.00	-12.474	-36.520	0.000	0.000	0.000	-1,198.404	-2.691	0.000	2.691	-0.732
37.00	-12.448	-36.233	0.000	0.000	0.000	-1,185.941	-2.847	0.000	2.847	-0.754
38.00	-12.422	-35.947	0.000	0.000	0.000	-1,173.504	-3.008	0.000	3.008	-0.776
39.00	-12.396	-35.662	0.000	0.000	0.000	-1,161.092	-3.173	0.000	3.173	-0.799
40.00	-12.370	-35.379	0.000	0.000	0.000	-1,148.707	-3.343	0.000	3.343	-0.821
41.00	-12.344	-35.096	0.000	0.000	0.000	-1,136.348	-3.517	0.000	3.517	-0.844
42.00	-12.318	-34.815	0.000	0.000	0.000	-1,124.016	-3.696	0.000	3.696	-0.866
42.96	-12.292	-34.534	0.000	0.000	0.000	-1,111.713	-3.872	0.000	3.872	-0.888
43.00	-12.266	-34.256	0.000	0.000	0.000	-1,111.713	-3.880	0.000	3.880	-0.889
44.00	-12.240	-33.977	0.000	0.000	0.000	-1,099.436	-4.069	0.000	4.069	-0.911
45.00	-12.214	-33.696	0.000	0.000	0.000	-1,087.190	-4.262	0.000	4.262	-0.934
46.00	-12.188	-33.414	0.000	0.000	0.000	-1,074.974	-4.461	0.000	4.461	-0.957
47.00	-12.162	-33.131	0.000	0.000	0.000	-1,062.791	-4.664	0.000	4.664	-0.980
48.00	-12.136	-32.848	0.000	0.000	0.000	-1,050.639	-4.872	0.000	4.872	-1.003
49.00	-12.110	-32.565	0.000	0.000	0.000	-1,038.520	-5.084	0.000	5.084	-1.027

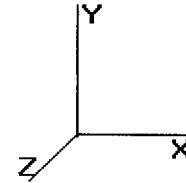
Pole : 302506
 Location : Winchester CT 3, CT
 Height : 180.0 (ft)
 Base Dia : 52.75 (in)
 Top Dia : 15.00 (in)
 Shape : 18 Sides
 Taper : 0.219444 (in/ft)

Code: TIA/EIA-222 Rev F

Base Elev : 0.000 (ft)

9/14/2012 4:06:47 PM

Page: 81



Copyright © 2007 - 2011 by American Tower Corporation. All rights reserved.

Load Case: Twist/Sway **50.00 mph Wind with No Ice** **37 Iterations**

Gust Response Factor : 1.69
 Dead Load Factor : 1.00
 Wind Load Factor : 1.00

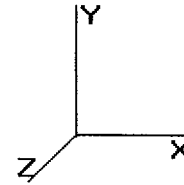
49.04	-12.085	-31.801	0.000	0.000	0.000	-1,038.038	-5.093	0.000	5.093	-1.028
50.00	-12.058	-31.562	0.000	0.000	0.000	-1,026.435	-5.302	0.000	5.302	-1.050
51.00	-12.030	-31.314	0.000	0.000	0.000	-1,014.378	-5.525	0.000	5.525	-1.076
52.00	-12.001	-31.067	0.000	0.000	0.000	-1,002.348	-5.753	0.000	5.753	-1.102
53.00	-11.972	-30.820	0.000	0.000	0.000	-990.348	-5.987	0.000	5.987	-1.128
54.00	-11.943	-30.575	0.000	0.000	0.000	-978.376	-6.226	0.000	6.226	-1.154
55.00	-11.914	-30.330	0.000	0.000	0.000	-966.433	-6.470	0.000	6.470	-1.180
56.00	-11.885	-30.087	0.000	0.000	0.000	-954.519	-6.720	0.000	6.720	-1.206
57.00	-11.855	-29.844	0.000	0.000	0.000	-942.634	-6.976	0.000	6.976	-1.232
58.00	-11.825	-29.602	0.000	0.000	0.000	-930.779	-7.237	0.000	7.237	-1.259
59.00	-11.796	-29.361	0.000	0.000	0.000	-918.954	-7.504	0.000	7.504	-1.285
60.00	-11.765	-29.121	0.000	0.000	0.000	-907.159	-7.776	0.000	7.776	-1.312
61.00	-11.735	-28.882	0.000	0.000	0.000	-895.394	-8.053	0.000	8.053	-1.339
62.00	-11.705	-28.644	0.000	0.000	0.000	-883.659	-8.337	0.000	8.337	-1.366
63.00	-11.674	-28.406	0.000	0.000	0.000	-871.955	-8.626	0.000	8.626	-1.393
64.00	-11.643	-28.170	0.000	0.000	0.000	-860.281	-8.921	0.000	8.921	-1.420
65.00	-11.612	-27.934	0.000	0.000	0.000	-848.639	-9.221	0.000	9.221	-1.447
66.00	-11.581	-27.700	0.000	0.000	0.000	-837.027	-9.527	0.000	9.527	-1.474
67.00	-11.550	-27.466	0.000	0.000	0.000	-825.446	-9.839	0.000	9.839	-1.501
68.00	-11.518	-27.233	0.000	0.000	0.000	-813.897	-10.156	0.000	10.156	-1.528
69.00	-11.486	-27.001	0.000	0.000	0.000	-802.379	-10.479	0.000	10.479	-1.556
70.00	-11.454	-26.771	0.000	0.000	0.000	-790.893	-10.808	0.000	10.808	-1.583
71.00	-11.423	-26.540	0.000	0.000	0.000	-779.439	-11.143	0.000	11.143	-1.611
72.00	-11.390	-26.311	0.000	0.000	0.000	-768.017	-11.483	0.000	11.483	-1.639
73.00	-11.358	-26.083	0.000	0.000	0.000	-756.627	-11.829	0.000	11.829	-1.666
74.00	-11.326	-25.856	0.000	0.000	0.000	-745.269	-12.181	0.000	12.181	-1.694
75.00	-11.293	-25.629	0.000	0.000	0.000	-733.944	-12.539	0.000	12.539	-1.722
76.00	-11.260	-25.404	0.000	0.000	0.000	-722.651	-12.903	0.000	12.903	-1.750
77.00	-11.228	-25.179	0.000	0.000	0.000	-711.391	-13.273	0.000	13.273	-1.778
78.00	-11.193	-24.955	0.000	0.000	0.000	-700.164	-13.648	0.000	13.648	-1.806
79.00	-11.160	-24.732	0.000	0.000	0.000	-688.971	-14.029	0.000	14.029	-1.834
80.00	-11.127	-24.511	0.000	0.000	0.000	-677.811	-14.417	0.000	14.417	-1.862
81.00	-11.093	-24.290	0.000	0.000	0.000	-666.684	-14.810	0.000	14.810	-1.891
82.00	-11.060	-24.070	0.000	0.000	0.000	-655.591	-15.209	0.000	15.209	-1.919
83.00	-11.026	-23.851	0.000	0.000	0.000	-644.531	-15.614	0.000	15.614	-1.947
84.00	-10.993	-23.633	0.000	0.000	0.000	-633.505	-16.025	0.000	16.025	-1.976
85.00	-10.959	-23.416	0.000	0.000	0.000	-622.513	-16.442	0.000	16.442	-2.004
86.00	-10.925	-23.200	0.000	0.000	0.000	-611.555	-16.865	0.000	16.865	-2.033
87.00	-10.888	-22.985	0.000	0.000	0.000	-600.631	-17.294	0.000	17.294	-2.061
87.54	-10.869	-22.870	0.000	0.000	0.000	-594.752	-17.528	0.000	17.528	-2.077
88.00	-10.854	-22.716	0.000	0.000	0.000	-589.752	-17.728	0.000	17.728	-2.090
89.00	-10.815	-22.387	0.000	0.000	0.000	-578.898	-18.169	0.000	18.169	-2.119
90.00	-10.775	-22.059	0.000	0.000	0.000	-568.084	-18.616	0.000	18.616	-2.147
91.00	-10.736	-21.733	0.000	0.000	0.000	-557.308	-19.069	0.000	19.069	-2.176
92.00	-10.693	-21.410	0.000	0.000	0.000	-546.573	-19.528	0.000	19.528	-2.204
92.46	-10.675	-21.262	0.000	0.000	0.000	-541.691	-19.739	0.000	19.739	-2.218
93.00	-10.659	-21.158	0.000	0.000	0.000	-535.890	-19.993	0.000	19.993	-2.233
94.00	-10.626	-20.968	0.000	0.000	0.000	-525.231	-20.464	0.000	20.464	-2.266
95.00	-10.466	-20.594	0.000	0.000	0.000	-514.605	-20.942	0.000	20.942	-2.298
96.00	-10.432	-20.406	0.000	0.000	0.000	-504.140	-21.427	0.000	21.427	-2.330
97.00	-10.398	-20.220	0.000	0.000	0.000	-493.709	-21.918	0.000	21.918	-2.362
98.00	-10.363	-20.034	0.000	0.000	0.000	-483.312	-22.416	0.000	22.416	-2.395
99.00	-10.329	-19.849	0.000	0.000	0.000	-472.949	-22.921	0.000	22.921	-2.427
100.0	-10.295	-19.665	0.000	0.000	0.000	-462.620	-23.433	0.000	23.433	-2.459
101.0	-10.260	-19.481	0.000	0.000	0.000	-452.326	-23.952	0.000	23.952	-2.491
102.0	-10.225	-19.299	0.000	0.000	0.000	-442.066	-24.477	0.000	24.477	-2.523
103.0	-10.190	-19.117	0.000	0.000	0.000	-431.841	-25.009	0.000	25.009	-2.555

Pole : 302506
 Location : Winchester CT 3, CT
 Height : 180.0 (ft)
 Base Dia : 52.75 (in)
 Top Dia : 15.00 (in)
 Shape : 18 Sides
 Taper : 0.219444 (in/ft)

Code: TIA/EIA-222 Rev F

9/14/2012 4:06:47 PM
 Page: 82

Base Elev : 0.000 (ft)



Copyright © 2007- 2011 by American Tower Corporation. All rights reserved.

Load Case: Twist/Sway	50.00 mph Wind with No Ice	37 Iterations
Gust Response Factor : 1.69		
Dead Load Factor : 1.00		
Wind Load Factor : 1.00		

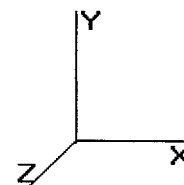
104.0	-10.155	-18.936	0.000	0.000	0.000	-421.651	-25.547	0.000	25.547	-2.587
105.0	-9.931	-18.685	0.000	0.000	0.000	-411.496	-26.092	0.000	26.092	-2.619
106.0	-9.896	-18.511	0.000	0.000	0.000	-401.566	-26.644	0.000	26.644	-2.650
107.0	-9.860	-18.337	0.000	0.000	0.000	-391.670	-27.203	0.000	27.203	-2.682
108.0	-9.825	-18.165	0.000	0.000	0.000	-381.810	-27.768	0.000	27.768	-2.713
109.0	-9.790	-17.993	0.000	0.000	0.000	-371.985	-28.339	0.000	28.339	-2.745
110.0	-9.754	-17.821	0.000	0.000	0.000	-362.196	-28.918	0.000	28.918	-2.776
111.0	-9.719	-17.651	0.000	0.000	0.000	-352.442	-29.502	0.000	29.502	-2.807
112.0	-9.683	-17.481	0.000	0.000	0.000	-342.723	-30.094	0.000	30.094	-2.838
113.0	-9.648	-17.313	0.000	0.000	0.000	-333.040	-30.691	0.000	30.691	-2.869
114.0	-9.609	-17.146	0.000	0.000	0.000	-323.393	-31.295	0.000	31.295	-2.899
114.5	-8.668	-15.439	0.000	0.000	0.000	-318.588	-31.600	0.000	31.600	-2.914
115.0	-8.652	-15.359	0.000	0.000	0.000	-314.254	-31.905	0.000	31.905	-2.930
116.0	-8.616	-15.200	0.000	0.000	0.000	-305.602	-32.522	0.000	32.522	-2.960
117.0	-8.579	-15.043	0.000	0.000	0.000	-296.986	-33.145	0.000	33.145	-2.990
118.0	-8.542	-14.886	0.000	0.000	0.000	-288.408	-33.774	0.000	33.774	-3.020
119.0	-8.506	-14.730	0.000	0.000	0.000	-279.865	-34.410	0.000	34.410	-3.049
120.0	-8.469	-14.575	0.000	0.000	0.000	-271.360	-35.052	0.000	35.052	-3.079
121.0	-8.432	-14.421	0.000	0.000	0.000	-262.891	-35.699	0.000	35.699	-3.108
122.0	-8.395	-14.267	0.000	0.000	0.000	-254.459	-36.353	0.000	36.353	-3.137
123.0	-8.358	-14.115	0.000	0.000	0.000	-246.064	-37.013	0.000	37.013	-3.166
124.0	-8.321	-13.963	0.000	0.000	0.000	-237.706	-37.679	0.000	37.679	-3.194
125.0	-6.690	-12.147	0.000	0.000	0.000	-229.386	-38.351	0.000	38.351	-3.222
126.0	-6.659	-12.007	0.000	0.000	0.000	-222.696	-39.029	0.000	39.029	-3.250
127.0	-6.628	-11.867	0.000	0.000	0.000	-216.037	-39.712	0.000	39.712	-3.278
128.0	-6.597	-11.729	0.000	0.000	0.000	-209.409	-40.401	0.000	40.401	-3.306
129.0	-6.566	-11.591	0.000	0.000	0.000	-202.812	-41.096	0.000	41.096	-3.333
130.0	-6.535	-11.455	0.000	0.000	0.000	-196.246	-41.797	0.000	41.797	-3.360
131.0	-6.504	-11.318	0.000	0.000	0.000	-189.712	-42.504	0.000	42.504	-3.388
132.0	-6.290	-10.877	0.000	0.000	0.000	-183.208	-43.216	0.000	43.216	-3.414
132.1	-6.288	-10.860	0.000	0.000	0.000	-182.455	-43.301	0.000	43.301	-3.418
133.0	-6.258	-10.697	0.000	0.000	0.000	-176.920	-43.933	0.000	43.933	-3.441
134.0	-5.174	-8.851	0.000	0.000	0.000	-170.662	-44.657	0.000	44.657	-3.468
135.0	-5.139	-8.679	0.000	0.000	0.000	-165.488	-45.385	0.000	45.385	-3.494
135.8	-5.107	-8.531	0.000	0.000	0.000	-161.019	-46.024	0.000	46.024	-3.517
136.0	-5.106	-8.518	0.000	0.000	0.000	-160.354	-46.120	0.000	46.120	-3.520
137.0	-5.079	-8.427	0.000	0.000	0.000	-155.247	-46.861	0.000	46.861	-3.561
138.0	-5.051	-8.337	0.000	0.000	0.000	-150.169	-47.611	0.000	47.611	-3.601
139.0	-5.024	-8.248	0.000	0.000	0.000	-145.118	-48.369	0.000	48.369	-3.642
140.0	-4.446	-7.522	0.000	0.000	0.000	-138.351	-49.136	0.000	49.136	-3.682
141.0	-4.419	-7.440	0.000	0.000	0.000	-133.905	-49.911	0.000	49.911	-3.721
142.0	-4.391	-7.358	0.000	0.000	0.000	-129.486	-50.694	0.000	50.694	-3.760
143.0	-4.364	-7.276	0.000	0.000	0.000	-125.095	-51.485	0.000	51.485	-3.799
144.0	-4.336	-7.195	0.000	0.000	0.000	-120.732	-52.284	0.000	52.284	-3.837
145.0	-4.308	-7.114	0.000	0.000	0.000	-116.396	-53.092	0.000	53.092	-3.876
146.0	-4.281	-7.034	0.000	0.000	0.000	-112.087	-53.907	0.000	53.907	-3.914
147.0	-4.254	-6.954	0.000	0.000	0.000	-107.806	-54.730	0.000	54.730	-3.951
148.0	-4.226	-6.875	0.000	0.000	0.000	-103.553	-55.561	0.000	55.561	-3.988
149.0	-4.199	-6.797	0.000	0.000	0.000	-99.327	-56.400	0.000	56.400	-4.025
150.0	-4.032	-6.562	0.000	0.000	0.000	-95.013	-57.246	0.000	57.246	-4.062
151.0	-4.004	-6.485	0.000	0.000	0.000	-90.982	-58.100	0.000	58.100	-4.098
152.0	-3.977	-6.409	0.000	0.000	0.000	-86.978	-58.962	0.000	58.962	-4.133
153.0	-3.950	-6.333	0.000	0.000	0.000	-83.001	-59.831	0.000	59.831	-4.168
154.0	-3.922	-6.258	0.000	0.000	0.000	-79.051	-60.707	0.000	60.707	-4.202
155.0	-3.895	-6.183	0.000	0.000	0.000	-75.129	-61.590	0.000	61.590	-4.236
156.0	-3.868	-6.109	0.000	0.000	0.000	-71.234	-62.480	0.000	62.480	-4.269
157.0	-3.840	-6.035	0.000	0.000	0.000	-67.367	-63.377	0.000	63.377	-4.302

Pole : 302506
 Location : Winchester CT 3, CT
 Height : 180.0 (ft)
 Base Dia : 52.75 (in)
 Top Dia : 15.00 (in)
 Shape : 18 Sides
 Taper : 0.219444 (in/ft)

Code: TIA/EIA-222 Rev F

9/14/2012 4:06:48 PM
 Page: 83

Base Elev : 0.000 (ft)



Copyright © 2007 - 2011 by American Tower Corporation. All rights reserved.

Load Case: Twist/Sway	50.00 mph Wind with No Ice	37 Iterations
Gust Response Factor : 1.69		
Dead Load Factor : 1.00		
Wind Load Factor : 1.00		

158.0	-3.813	-5.962	0.000	0.000	0.000	-63.527	-64.281	0.000	64.281	-4.333
159.0	-3.786	-5.890	0.000	0.000	0.000	-59.713	-65.191	0.000	65.191	-4.364
160.0	-3.759	-5.818	0.000	0.000	0.000	-55.927	-66.107	0.000	66.107	-4.394
161.0	-3.732	-5.746	0.000	0.000	0.000	-52.169	-67.030	0.000	67.030	-4.423
162.0	-3.705	-5.675	0.000	0.000	0.000	-48.437	-67.959	0.000	67.959	-4.451
163.0	-3.678	-5.604	0.000	0.000	0.000	-44.732	-68.893	0.000	68.893	-4.477
164.0	-3.650	-5.534	0.000	0.000	0.000	-41.055	-69.833	0.000	69.833	-4.503
165.0	-3.623	-5.465	0.000	0.000	0.000	-37.405	-70.778	0.000	70.778	-4.527
166.0	-2.479	-4.289	0.000	0.000	0.000	-33.782	-71.727	0.000	71.727	-4.550
167.0	-2.459	-4.235	0.000	0.000	0.000	-31.303	-72.682	0.000	72.682	-4.571
168.0	-2.440	-4.182	0.000	0.000	0.000	-28.844	-73.641	0.000	73.641	-4.592
169.0	-2.421	-4.129	0.000	0.000	0.000	-26.404	-74.603	0.000	74.603	-4.612
170.0	-2.402	-4.077	0.000	0.000	0.000	-23.984	-75.570	0.000	75.570	-4.630
171.0	-2.383	-4.025	0.000	0.000	0.000	-21.582	-76.541	0.000	76.541	-4.648
172.0	-2.364	-3.973	0.000	0.000	0.000	-19.200	-77.515	0.000	77.515	-4.664
173.0	-2.345	-3.923	0.000	0.000	0.000	-16.836	-78.493	0.000	78.493	-4.679
174.0	-1.751	-2.414	0.000	0.000	0.000	-14.491	-79.473	0.000	79.473	-4.693
175.0	-1.732	-2.365	0.000	0.000	0.000	-12.740	-80.457	0.000	80.457	-4.705
176.0	-1.713	-2.315	0.000	0.000	0.000	-11.008	-81.442	0.000	81.442	-4.716
177.0	-1.695	-2.266	0.000	0.000	0.000	-9.295	-82.430	0.000	82.430	-4.726
178.0	-1.676	-2.218	0.000	0.000	0.000	-7.601	-83.420	0.000	83.420	-4.735
179.0	-1.658	-2.170	0.000	0.000	0.000	-5.925	-84.411	0.000	84.411	-4.742
180.0	-1.473	0.000	0.000	0.000	0.000	-4.267	-85.404	0.000	85.404	-4.747

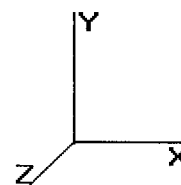
Pole : 302506
 Location : Winchester CT 3, CT
 Height : 180.0 (ft)
 Base Dia : 52.75 (in)
 Top Dia : 15.00 (in)
 Shape : 18 Sides
 Taper : 0.219444 (in/ft)

Code: TIA/EIA-222 Rev F

9/14/2012 4:06:48 PM
 Page: 84

Base Elev : 0.000 (ft)

Copyright © 2007- 2011 by American Tower Corporation. All rights reserved.



Load Case: Twist/Sway	50.00 mph Wind with No Ice	37 Iterations
Gust Response Factor : 1.69		
Dead Load Factor : 1.00		
Wind Load Factor : 1.00		

Calculated Stresses

Seg Elev (ft)	Applied Stresses							Allowable Stress (Fb) (ksi)	Stress Ratio	
	Axial (Y) (ksi)	Shear (X) (ksi)	Shear (Z) (ksi)	Torsion (ksi)	Bending (X) (ksi)	Bending (Z) (ksi)	Combined (ksi)			
0.00	0.65	0.37	0.00	0.00	0.00	21.29	21.95	52.0	0.0	0.422
1.00	0.65	0.37	0.00	0.00	0.00	21.30	21.96	52.0	0.0	0.422
2.00	0.65	0.37	0.00	0.00	0.00	21.31	21.97	52.0	0.0	0.423
3.00	0.65	0.37	0.00	0.00	0.00	21.31	21.97	52.0	0.0	0.423
4.00	0.65	0.37	0.00	0.00	0.00	21.32	21.98	52.0	0.0	0.423
5.00	0.65	0.37	0.00	0.00	0.00	21.33	21.98	52.0	0.0	0.423
6.00	0.64	0.38	0.00	0.00	0.00	21.33	21.99	52.0	0.0	0.423
7.00	0.64	0.38	0.00	0.00	0.00	21.34	21.99	52.0	0.0	0.423
8.00	0.64	0.38	0.00	0.00	0.00	21.35	22.00	52.0	0.0	0.423
9.00	0.64	0.38	0.00	0.00	0.00	21.35	22.00	52.0	0.0	0.423
10.00	0.64	0.38	0.00	0.00	0.00	21.36	22.00	52.0	0.0	0.423
11.00	0.64	0.38	0.00	0.00	0.00	21.36	22.01	52.0	0.0	0.423
12.00	0.63	0.38	0.00	0.00	0.00	21.36	22.01	52.0	0.0	0.423
13.00	0.63	0.38	0.00	0.00	0.00	21.37	22.01	52.0	0.0	0.423
14.00	0.63	0.38	0.00	0.00	0.00	21.37	22.01	52.0	0.0	0.424
15.00	0.63	0.38	0.00	0.00	0.00	21.37	22.01	52.0	0.0	0.424
16.00	0.63	0.39	0.00	0.00	0.00	21.38	22.01	52.0	0.0	0.424
17.00	0.63	0.39	0.00	0.00	0.00	21.38	22.01	52.0	0.0	0.424
18.00	0.62	0.39	0.00	0.00	0.00	21.38	22.01	52.0	0.0	0.424
19.00	0.62	0.39	0.00	0.00	0.00	21.38	22.01	52.0	0.0	0.424
20.00	0.62	0.39	0.00	0.00	0.00	21.38	22.01	52.0	0.0	0.424
21.00	0.62	0.39	0.00	0.00	0.00	21.38	22.01	52.0	0.0	0.423
22.00	0.62	0.39	0.00	0.00	0.00	21.38	22.01	52.0	0.0	0.423
23.00	0.61	0.39	0.00	0.00	0.00	21.38	22.01	52.0	0.0	0.423
24.00	0.61	0.39	0.00	0.00	0.00	21.38	22.00	52.0	0.0	0.423
25.00	0.61	0.40	0.00	0.00	0.00	21.38	22.00	52.0	0.0	0.423
26.00	0.61	0.40	0.00	0.00	0.00	21.37	21.99	52.0	0.0	0.423
27.00	0.61	0.40	0.00	0.00	0.00	21.37	21.99	52.0	0.0	0.423
28.00	0.61	0.40	0.00	0.00	0.00	21.37	21.98	52.0	0.0	0.423
29.00	0.60	0.40	0.00	0.00	0.00	21.36	21.98	52.0	0.0	0.423
30.00	0.60	0.40	0.00	0.00	0.00	21.35	21.97	52.0	0.0	0.423
31.00	0.60	0.40	0.00	0.00	0.00	21.35	21.96	52.0	0.0	0.423
32.00	0.60	0.40	0.00	0.00	0.00	21.34	21.95	52.0	0.0	0.422
33.00	0.60	0.40	0.00	0.00	0.00	21.33	21.94	52.0	0.0	0.422
34.00	0.60	0.40	0.00	0.00	0.00	21.33	21.93	52.0	0.0	0.422
35.00	0.59	0.41	0.00	0.00	0.00	21.32	21.92	52.0	0.0	0.422
36.00	0.59	0.41	0.00	0.00	0.00	21.31	21.91	52.0	0.0	0.422
37.00	0.59	0.41	0.00	0.00	0.00	21.30	21.90	52.0	0.0	0.421
38.00	0.59	0.41	0.00	0.00	0.00	21.29	21.89	52.0	0.0	0.421
39.00	0.59	0.41	0.00	0.00	0.00	21.27	21.87	52.0	0.0	0.421
40.00	0.59	0.41	0.00	0.00	0.00	21.26	21.86	52.0	0.0	0.421
41.00	0.58	0.41	0.00	0.00	0.00	21.25	21.84	52.0	0.0	0.420
42.00	0.58	0.41	0.00	0.00	0.00	21.23	21.82	52.0	0.0	0.420
42.96	0.58	0.42	0.00	0.00	0.00	21.22	21.81	52.0	0.0	0.420
43.00	0.58	0.42	0.00	0.00	0.00	21.21	21.81	52.0	0.0	0.420
44.00	0.58	0.42	0.00	0.00	0.00	21.20	21.79	52.0	0.0	0.419
45.00	0.57	0.42	0.00	0.00	0.00	21.18	21.76	52.0	0.0	0.419
46.00	0.57	0.42	0.00	0.00	0.00	21.16	21.74	52.0	0.0	0.418
47.00	0.56	0.42	0.00	0.00	0.00	21.14	21.72	52.0	0.0	0.418
48.00	0.56	0.42	0.00	0.00	0.00	21.12	21.69	52.0	0.0	0.417
49.00	0.55	0.42	0.00	0.00	0.00	21.10	21.66	52.0	0.0	0.417

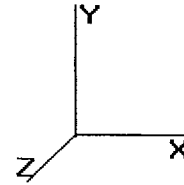
Pole : 302506
 Location : Winchester CT 3, CT
 Height : 180.0 (ft)
 Base Dia : 52.75 (in)
 Top Dia : 15.00 (in)
 Shape : 18 Sides
 Taper : 0.219444 (in/ft)

Code: TIA/EIA-222 Rev F

9/14/2012 4:06:48 PM

Page: 85

Base Elev : 0.000 (ft)



Copyright © 2007 - 2011 by American Tower Corporation. All rights reserved.

Load Case: Twist/Sway	50.00 mph Wind with No Ice	37 Iterations
Gust Response Factor : 1.69		
Dead Load Factor : 1.00		
Wind Load Factor : 1.00		

49.04	0.63	0.48	0.00	0.00	0.00	23.64	24.29	52.0	0.0	0.467
50.00	0.63	0.48	0.00	0.00	0.00	23.61	24.26	52.0	0.0	0.467
51.00	0.63	0.49	0.00	0.00	0.00	23.58	24.22	52.0	0.0	0.466
52.00	0.63	0.49	0.00	0.00	0.00	23.55	24.19	52.0	0.0	0.465
53.00	0.62	0.49	0.00	0.00	0.00	23.51	24.15	52.0	0.0	0.465
54.00	0.62	0.49	0.00	0.00	0.00	23.48	24.12	52.0	0.0	0.464
55.00	0.62	0.49	0.00	0.00	0.00	23.44	24.08	52.0	0.0	0.463
56.00	0.62	0.49	0.00	0.00	0.00	23.40	24.04	52.0	0.0	0.462
57.00	0.62	0.49	0.00	0.00	0.00	23.36	24.00	52.0	0.0	0.462
58.00	0.62	0.50	0.00	0.00	0.00	23.32	23.95	52.0	0.0	0.461
59.00	0.61	0.50	0.00	0.00	0.00	23.28	23.91	52.0	0.0	0.460
60.00	0.61	0.50	0.00	0.00	0.00	23.24	23.86	52.0	0.0	0.459
61.00	0.61	0.50	0.00	0.00	0.00	23.19	23.82	52.0	0.0	0.458
62.00	0.61	0.50	0.00	0.00	0.00	23.14	23.77	52.0	0.0	0.457
63.00	0.61	0.50	0.00	0.00	0.00	23.09	23.72	52.0	0.0	0.456
64.00	0.61	0.50	0.00	0.00	0.00	23.04	23.66	52.0	0.0	0.455
65.00	0.60	0.51	0.00	0.00	0.00	22.99	23.61	52.0	0.0	0.454
66.00	0.60	0.51	0.00	0.00	0.00	22.93	23.55	52.0	0.0	0.453
67.00	0.60	0.51	0.00	0.00	0.00	22.88	23.49	52.0	0.0	0.452
68.00	0.60	0.51	0.00	0.00	0.00	22.82	23.43	52.0	0.0	0.451
69.00	0.60	0.51	0.00	0.00	0.00	22.76	23.37	52.0	0.0	0.450
70.00	0.60	0.51	0.00	0.00	0.00	22.69	23.30	52.0	0.0	0.448
71.00	0.59	0.52	0.00	0.00	0.00	22.63	23.24	52.0	0.0	0.447
72.00	0.59	0.52	0.00	0.00	0.00	22.56	23.17	52.0	0.0	0.446
73.00	0.59	0.52	0.00	0.00	0.00	22.49	23.10	52.0	0.0	0.444
74.00	0.59	0.52	0.00	0.00	0.00	22.42	23.02	52.0	0.0	0.443
75.00	0.59	0.52	0.00	0.00	0.00	22.34	22.95	52.0	0.0	0.442
76.00	0.59	0.52	0.00	0.00	0.00	22.27	22.87	52.0	0.0	0.440
77.00	0.58	0.52	0.00	0.00	0.00	22.19	22.79	52.0	0.0	0.438
78.00	0.58	0.53	0.00	0.00	0.00	22.11	22.71	52.0	0.0	0.437
79.00	0.58	0.53	0.00	0.00	0.00	22.02	22.62	52.0	0.0	0.435
80.00	0.58	0.53	0.00	0.00	0.00	21.93	22.53	52.0	0.0	0.434
81.00	0.58	0.53	0.00	0.00	0.00	21.84	22.44	52.0	0.0	0.432
82.00	0.58	0.53	0.00	0.00	0.00	21.75	22.35	52.0	0.0	0.430
83.00	0.57	0.53	0.00	0.00	0.00	21.66	22.25	52.0	0.0	0.428
84.00	0.57	0.54	0.00	0.00	0.00	21.56	22.15	52.0	0.0	0.426
85.00	0.57	0.54	0.00	0.00	0.00	21.46	22.05	52.0	0.0	0.424
86.00	0.57	0.54	0.00	0.00	0.00	21.35	21.94	52.0	0.0	0.422
87.00	0.57	0.54	0.00	0.00	0.00	21.24	21.83	52.0	0.0	0.420
87.54	0.57	0.54	0.00	0.00	0.00	21.18	21.77	52.0	0.0	0.419
88.00	0.56	0.54	0.00	0.00	0.00	21.13	21.71	52.0	0.0	0.418
89.00	0.56	0.55	0.00	0.00	0.00	21.01	21.59	52.0	0.0	0.415
90.00	0.56	0.55	0.00	0.00	0.00	20.90	21.47	52.0	0.0	0.413
91.00	0.55	0.55	0.00	0.00	0.00	20.77	21.34	52.0	0.0	0.411
92.00	0.55	0.55	0.00	0.00	0.00	20.65	21.21	52.0	0.0	0.408
92.46	0.64	0.65	0.00	0.00	0.00	23.65	24.32	52.0	0.0	0.468
93.00	0.64	0.65	0.00	0.00	0.00	23.57	24.23	52.0	0.0	0.466
94.00	0.64	0.65	0.00	0.00	0.00	23.41	24.07	52.0	0.0	0.463
95.00	0.63	0.65	0.00	0.00	0.00	23.24	23.90	52.0	0.0	0.460
96.00	0.63	0.65	0.00	0.00	0.00	23.08	23.73	52.0	0.0	0.457
97.00	0.63	0.65	0.00	0.00	0.00	22.91	23.56	52.0	0.0	0.453
98.00	0.63	0.65	0.00	0.00	0.00	22.73	23.38	52.0	0.0	0.450
99.00	0.62	0.65	0.00	0.00	0.00	22.55	23.20	52.0	0.0	0.446
100.00	0.62	0.66	0.00	0.00	0.00	22.36	23.01	52.0	0.0	0.443
101.00	0.62	0.66	0.00	0.00	0.00	22.17	22.82	52.0	0.0	0.439
102.00	0.62	0.66	0.00	0.00	0.00	21.97	22.62	52.0	0.0	0.435
103.00	0.62	0.66	0.00	0.00	0.00	21.77	22.42	52.0	0.0	0.431

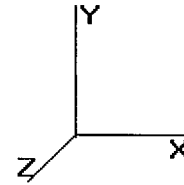
Pole : 302506
 Location : Winchester CT 3, CT
 Height : 180.0 (ft)
 Base Dia : 52.75 (in)
 Top Dia : 15.00 (in)
 Shape : 18 Sides
 Taper : 0.219444 (in/ft)

Code: TIA/EIA-222 Rev F

9/14/2012 4:06:48 PM

Page: 86

Base Elev : 0.000 (ft)



Copyright © 2007 - 2011 by American Tower Corporation. All rights reserved.

Load Case: Twist/Sway 50.00 mph Wind with No Ice 37 Iterations

Gust Response Factor : 1.69
 Dead Load Factor : 1.00
 Wind Load Factor : 1.00

104.00	0.62	0.67	0.00	0.00	0.00	21.56	22.21	52.0	0.0	0.427
105.00	0.61	0.66	0.00	0.00	0.00	21.34	21.99	52.0	0.0	0.423
106.00	0.61	0.66	0.00	0.00	0.00	21.13	21.77	52.0	0.0	0.419
107.00	0.61	0.66	0.00	0.00	0.00	20.91	21.55	52.0	0.0	0.415
108.00	0.61	0.66	0.00	0.00	0.00	20.68	21.32	52.0	0.0	0.410
109.00	0.61	0.67	0.00	0.00	0.00	20.45	21.09	52.0	0.0	0.406
110.00	0.61	0.67	0.00	0.00	0.00	20.21	20.85	52.0	0.0	0.401
111.00	0.60	0.67	0.00	0.00	0.00	19.96	20.60	52.0	0.0	0.396
112.00	0.60	0.67	0.00	0.00	0.00	19.70	20.34	52.0	0.0	0.391
113.00	0.60	0.68	0.00	0.00	0.00	19.44	20.08	52.0	0.0	0.386
114.00	0.60	0.68	0.00	0.00	0.00	19.17	19.80	52.0	0.0	0.381
114.50	0.54	0.61	0.00	0.00	0.00	19.03	19.60	52.0	0.0	0.377
115.00	0.54	0.62	0.00	0.00	0.00	18.91	19.49	52.0	0.0	0.375
116.00	0.54	0.62	0.00	0.00	0.00	18.68	19.25	52.0	0.0	0.370
117.00	0.54	0.62	0.00	0.00	0.00	18.44	19.01	52.0	0.0	0.366
118.00	0.54	0.62	0.00	0.00	0.00	18.19	18.76	52.0	0.0	0.361
119.00	0.54	0.62	0.00	0.00	0.00	17.94	18.50	52.0	0.0	0.356
120.00	0.53	0.63	0.00	0.00	0.00	17.67	18.24	52.0	0.0	0.351
121.00	0.53	0.63	0.00	0.00	0.00	17.40	17.96	52.0	0.0	0.346
122.00	0.53	0.63	0.00	0.00	0.00	17.12	17.68	52.0	0.0	0.340
123.00	0.53	0.63	0.00	0.00	0.00	16.82	17.39	52.0	0.0	0.335
124.00	0.53	0.64	0.00	0.00	0.00	16.52	17.09	52.0	0.0	0.329
125.00	0.46	0.52	0.00	0.00	0.00	16.21	16.70	52.0	0.0	0.321
126.00	0.46	0.52	0.00	0.00	0.00	16.01	16.49	52.0	0.0	0.317
127.00	0.46	0.52	0.00	0.00	0.00	15.79	16.28	52.0	0.0	0.313
128.00	0.46	0.52	0.00	0.00	0.00	15.57	16.06	52.0	0.0	0.309
129.00	0.46	0.52	0.00	0.00	0.00	15.34	15.83	52.0	0.0	0.305
130.00	0.46	0.53	0.00	0.00	0.00	15.11	15.59	52.0	0.0	0.300
131.00	0.46	0.53	0.00	0.00	0.00	14.86	15.35	52.0	0.0	0.295
132.00	0.44	0.51	0.00	0.00	0.00	14.61	15.08	52.0	0.0	0.290
132.12	0.44	0.51	0.00	0.00	0.00	14.58	15.05	52.0	0.0	0.290
133.00	0.44	0.52	0.00	0.00	0.00	14.36	14.83	52.0	0.0	0.285
134.00	0.37	0.43	0.00	0.00	0.00	14.11	14.49	52.0	0.0	0.279
135.00	0.36	0.43	0.00	0.00	0.00	13.93	14.31	52.0	0.0	0.275
135.87	0.59	0.71	0.00	0.00	0.00	21.91	22.53	52.0	0.0	0.433
136.00	0.58	0.71	0.00	0.00	0.00	21.87	22.49	52.0	0.0	0.433
137.00	0.58	0.71	0.00	0.00	0.00	21.56	22.18	52.0	0.0	0.427
138.00	0.58	0.71	0.00	0.00	0.00	21.24	21.86	52.0	0.0	0.421
139.00	0.58	0.71	0.00	0.00	0.00	20.91	21.52	52.0	0.0	0.414
140.00	0.54	0.64	0.00	0.00	0.00	20.31	20.87	52.0	0.0	0.402
141.00	0.53	0.64	0.00	0.00	0.00	20.02	20.59	52.0	0.0	0.396
142.00	0.53	0.64	0.00	0.00	0.00	19.73	20.30	52.0	0.0	0.391
143.00	0.53	0.64	0.00	0.00	0.00	19.43	20.00	52.0	0.0	0.385
144.00	0.53	0.65	0.00	0.00	0.00	19.12	19.69	52.0	0.0	0.379
145.00	0.53	0.65	0.00	0.00	0.00	18.80	19.36	52.0	0.0	0.373
146.00	0.53	0.65	0.00	0.00	0.00	18.46	19.03	52.0	0.0	0.366
147.00	0.53	0.65	0.00	0.00	0.00	18.11	18.68	52.0	0.0	0.359
148.00	0.53	0.66	0.00	0.00	0.00	17.75	18.32	52.0	0.0	0.352
149.00	0.53	0.66	0.00	0.00	0.00	17.38	17.94	52.0	0.0	0.345
150.00	0.52	0.64	0.00	0.00	0.00	16.97	17.52	52.0	0.0	0.337
151.00	0.51	0.64	0.00	0.00	0.00	16.59	17.14	52.0	0.0	0.330
152.00	0.51	0.64	0.00	0.00	0.00	16.19	16.74	52.0	0.0	0.322
153.00	0.51	0.65	0.00	0.00	0.00	15.78	16.33	52.0	0.0	0.314
154.00	0.51	0.65	0.00	0.00	0.00	15.35	15.91	52.0	0.0	0.306
155.00	0.51	0.65	0.00	0.00	0.00	14.91	15.46	52.0	0.0	0.298
156.00	0.51	0.65	0.00	0.00	0.00	14.45	15.00	52.0	0.0	0.289
157.00	0.51	0.65	0.00	0.00	0.00	13.97	14.53	52.0	0.0	0.279

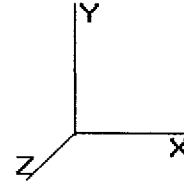
Pole : 302506
Location : Winchester CT 3, CT
Height : 180.0 (ft)
Base Dia : 52.75 (in)
Top Dia : 15.00 (in)
Shape : 18 Sides
Taper : 0.219444 (in/ft)

Code: TIA/EIA-222 Rev F

Base Elev : 0.000 (ft)

9/14/2012 4:06:48 PM

Page: 87



Copyright © 2007 - 2011 by American Tower Corporation. All rights reserved.

Load Case: Twist/Sway 50.00 mph Wind with No Ice 37 Iterations
Gust Response Factor : 1.69
Dead Load Factor : 1.00
Wind Load Factor : 1.00

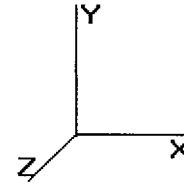
158.00	0.51	0.66	0.00	0.00	0.00	13.47	14.03	52.0	0.0	0.270
159.00	0.51	0.66	0.00	0.00	0.00	12.95	13.51	52.0	0.0	0.260
160.00	0.51	0.66	0.00	0.00	0.00	12.41	12.97	52.0	0.0	0.250
161.00	0.51	0.67	0.00	0.00	0.00	11.85	12.41	52.0	0.0	0.239
162.00	0.51	0.67	0.00	0.00	0.00	11.26	11.83	52.0	0.0	0.228
163.00	0.51	0.67	0.00	0.00	0.00	10.65	11.22	52.0	0.0	0.216
164.00	0.51	0.67	0.00	0.00	0.00	10.01	10.58	52.0	0.0	0.204
165.00	0.51	0.68	0.00	0.00	0.00	9.34	9.92	52.0	0.0	0.191
166.00	0.40	0.47	0.00	0.00	0.00	8.65	9.09	52.0	0.0	0.175
167.00	0.40	0.47	0.00	0.00	0.00	8.21	8.66	52.0	0.0	0.167
168.00	0.40	0.47	0.00	0.00	0.00	7.76	8.21	52.0	0.0	0.158
169.00	0.40	0.48	0.00	0.00	0.00	7.29	7.74	52.0	0.0	0.149
170.00	0.40	0.48	0.00	0.00	0.00	6.79	7.24	52.0	0.0	0.139
171.00	0.40	0.48	0.00	0.00	0.00	6.27	6.73	52.0	0.0	0.129
172.00	0.40	0.48	0.00	0.00	0.00	5.73	6.19	52.0	0.0	0.119
173.00	0.40	0.49	0.00	0.00	0.00	5.16	5.63	52.0	0.0	0.108
174.00	0.25	0.37	0.00	0.00	0.00	4.57	4.86	52.0	0.0	0.093
175.00	0.25	0.37	0.00	0.00	0.00	4.13	4.42	52.0	0.0	0.085
176.00	0.25	0.37	0.00	0.00	0.00	3.67	3.97	52.0	0.0	0.076
177.00	0.25	0.37	0.00	0.00	0.00	3.19	3.49	52.0	0.0	0.067
178.00	0.24	0.37	0.00	0.00	0.00	2.68	2.99	52.0	0.0	0.058
179.00	0.24	0.37	0.00	0.00	0.00	2.15	2.48	52.0	0.0	0.048
180.00	0.00	0.34	0.00	0.00	0.00	1.60	1.70	52.0	0.0	0.033

Pole : 302506
 Location : Winchester CT 3, CT
 Height : 180.0 (ft)
 Base Dia : 52.75 (in)
 Top Dia : 15.00 (in)
 Shape : 18 Sides
 Taper : 0.219444 (in/ft)

Code: TIA/EIA-222 Rev F

Base Elev : 0.000 (ft)

Copyright © 2007- 2011 by American Tower Corporation. All rights reserved.



9/14/2012 4:06:48 PM

Page: 88

Analysis Summary

Load Case	Reactions						Max Stresses			
	Shear FX (kips)	Shear FZ (kips)	Axial FY (kips)	Moment MX (ft-kips)	Moment MY (ft-kips)	Moment MZ (ft-kips)	Combined Stress (ksi)	Allowable Stress (ksi)	Elev (ft)	Stress Ratio
No Ice	34.2	0.00	47.55	0.00	0.00	4243.21	60.82	52.0	49.04	1.170
Ice	30.0	0.00	62.49	0.00	0.00	3839.34	56.15	52.0	92.46	1.080
Twist/Sway	13.3	0.00	47.56	0.00	0.00	1663.69	24.32	52.0	92.46	0.468

Base/Flange Plate	Plate Type	Baseplate @ 10.0 ft
	Pole Diameter	52.75 in
	Pole Thickness	in
	Plate Diameter	68 in
	Plate Thickness	2 in
	Plate Fy	60 ksi
	Weld Length	0.3125 in
	Allowable	2741.88 k-in
	Applied	653.48 k-in
	Stiffeners	#
Thickness		0.75 in
Length		6 in
Height		15 in
Chamfer		0 in
Offset Angle		0°
Fy		50 ksi

Code Rev.	F
A.S.I.	1.33
Moment	4243.2 k-ft
Axial	62.5 k

Date	9/12/2012
Engineer	BD
Site #	305206
Carrier	AT&T Mobility

Bolts	#	16
	Bolt Circle (R)adial / (S)quare	62 in R
	Diameter	2.25 in
	Hole Diameter	2.375 in
	Type	#18J
	Fy	75 ksi
	Fu	100 ksi
Allowable	194.86 k	
Applied	209.11 k	
Reinforcement	#	0
	DYW. Circle	20 in
	Offset Angle	22.5°
	Type	#20
	Diameter	2.5 in
	Fu	100 ksi
Allowable	k	
Applied	k	
Extra Bolts	#	0
	Bolt Circle (R)adial / (S)quare	54 in R
	Bolt Gap	0 in
	Offset Angle	45°
	Diameter	1.75 in
	Type	DYWIDAG
	Fy	150 ksi
	Fu	170 ksi
Allowable	k	
Applied	k	

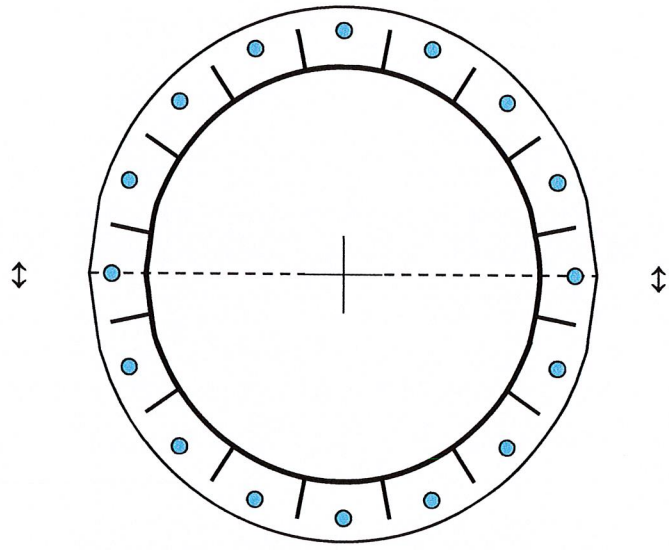


Plate Stress Ratio:
0.24 (Pass)

Bolt Stress Ratio:
1.07 (Fail)

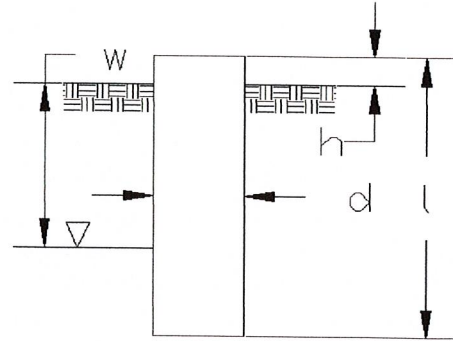
Reinforcement Stress Ratio:

Site Name: Winchester CT 3, CT
 Site Number: 302506
 Engineer: M. Davenport
 Engineering Number: 50492921
 Date: 09/12/12

Program Last 8/3/2011
 American Tower Corporation

Design Base Loads (Unfactored) - Analysis per TIA-222-F Standards

Analyze or Design a Foundation? Analyze
 Foundation Mapped: N
 Moment (M): 4243.2 k-ft
 Shear/Leg (V): 34.2 k
 Axial Load (P): 62.5 k
 Uplift/Leg (U): 0.0 k
 Tower Type (GT / SST / MP): MP



Diameter of Caisson (d): 7.0 ft
 Caisson Embedment (L-h): 17.0 ft
 Caisson Height Above Ground (h): 1.0 ft
 Depth Below Ground Surface to Water Table (w): 99.0 ft
 Unit Weight of Concrete: 150.0 pcf
 Unit Weight of Water: 62.4 pcf
 Tension Skin Friction/Compression Skin Friction: 1.00
 Pullout Angle: 30.0 degrees

Soil Mechanical Properties

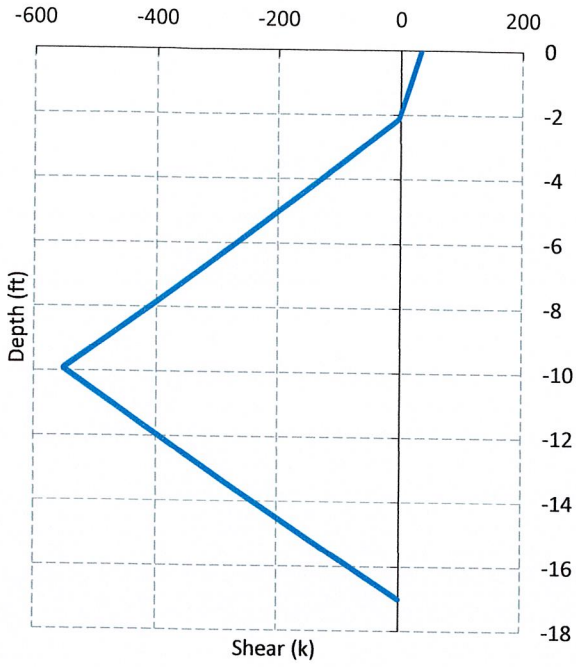
Depth (ft)		γ_{Soil} (pcf)	Cohesion (psf)	ϕ (degree)	Allowable Skin Friction (psf)	Allowable Bearing Pressure (psf)
Top	Bottom					
0.0	2.0	150	0	0		
2.0	18.0	150	3550	0		12000
	0.0					
	0.0					
	0.0					
	0.0					
	0.0					
	0.0					

Volume of Concrete: 692.7 ft³ = 25.7 yd³
 Weight of Concrete (Buoyancy Effect Considered): 103.9 k
 Average Soil Unit Weight: 150.0 pcf
 Skin Friction Resistance: 0.0 k
 Compressive Bearing Resistance: 461.8 k
 Pullout Weight (Minus Concrete Weight): 532.4 k
 Allowable Uplift Capacity (U_{Allow}): 69.3 k
 Allowable Compressive Capacity (P_{Allow}): 461.8 k
 Compressive Design Load (P): 62.5 k
 U / U_{Allow} : 0.00 Result: OK
 P / P_{Allow} : 0.14 Result: OK
 Total Lateral Resistance: 2729.9 k
 Inflection Point (Below Ground Surface): 9.9 ft
 Design Overturning Moment At Inflection Point (M_D): 4616.7 k-ft
 Nominal Moment Capacity (M_{Allow}): 10155.5 k-ft
 M_{Allow} / M_D Factor of Safety: 2.20 Result: OK

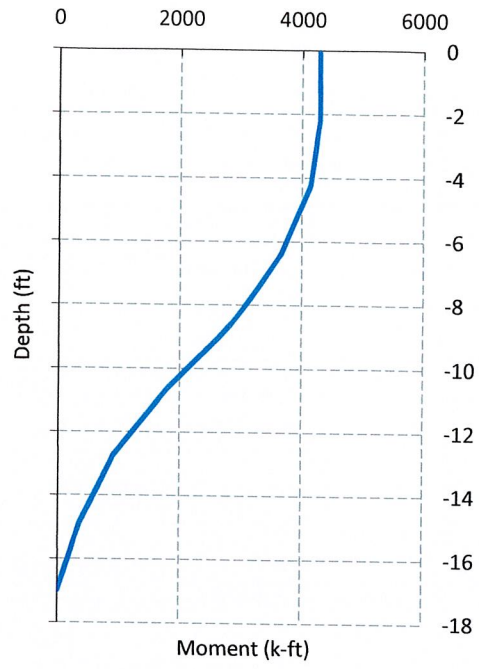
Caisson Strength Capacity

Concrete Compressive Strength (f'_c):	4000 psi
Vertical Steel Rebar Size #:	11
Vertical Steel Rebar Area:	1.56 in ²
Design # of Vertical Steel Rebars:	42
Vertical Steel Rebar Yield Strength (F_y):	60 ksi
Horizontal Tie / Stirrup Size #:	5
Horizontal Tie / Stirrup Area:	0.31 in ²
Design Horizontal Tie / Stirrup Spacing:	12.0 in
Horizontal Tie / Stirrup Steel Yield Strength (F_y):	60 ksi
Rebar Cage Diameter:	76.0 in
Strength Bending/Tension Reduction Factor (ϕ_B):	0.90 ACI318-05 - 9.3.2.1
Strength Shear Reduction Factor (ϕ_V):	0.75 ACI318-05 - 9.3.2.3
Strength Compression Reduction Factor (ϕ_P):	0.65 ACI318-05 - 9.3.2.2
Wind Design Factor:	1.30 ACI318-05 - 9.2.1
Steel Elastic Modulus:	29000 ksi
Design Moment (M_u):	5576.6 k-ft
Nominal Moment Capacity ($\phi_B M_n$):	10956.3 k-ft - ACI318-005 - 10.2
$M_u / \phi_B M_n$:	0.51 Result: OK
Design Shear (V_u):	718.1 k
Nominal Shear Capacity ($\phi_V V_n$):	684.9 k - ACI318-05 - 11.3.1.1 or 11.5.7.2
$V_u / \phi_V V_n$:	1.05 Result: Acceptable Overst
Design Tension (T_u):	0.0 k
Nominal Tension Capacity ($\phi_T T_n$):	3538.1 k - ACI318-05 - 10.2
$T_u / \phi_T T_n$:	0.00 Result: OK
Design Compression (P_u):	81.3 k
Nominal Compression Capacity ($\phi_P P_n$):	9682.0 k - ACI318-05 - 10.3.6.2
$P_u / \phi_P P_n$:	0.01 Result: OK
$M_u / \phi_B M_n + T_u / \phi_T T_n$:	0.51 Result: OK
Bending Reinforcement Ratio:	0.012 ACI318 05 10.8.4 & 10.9.1

Design Unfactored Shear / Depth



Design Unfactored Moment / Depth



Nominal and Factored Moment Capacity and Factored Design Loads

