

John Coleman, Project Manager  
c/o Cellco Partnership d/b/a Verizon Wireless  
Centerline Communications, LLC  
750 West Center Street, Floor 3  
West Bridgewater, MA 02379  
Mobile: (240) 615 -7389  
[JColeman@clinellc.com](mailto:JColeman@clinellc.com)

November 4, 2021

Melanie A. Bachman  
Acting Executive Director  
Connecticut Siting Council  
10 Franklin Square  
New Britain, CT 06051

**RE: EM-VER-158a-210902** – Cellco Partnership d/b/a Verizon Wireless notice of intent to modify an existing telecommunications facility located at 180A Bayberry Lane, Westport, CT.

Dear Ms. Bachman,

In response to the Council's Incomplete Letter to modify an existing telecommunications facility dated October 18, 2021 for the afore mentioned site, please see the following attachments as outlined below per Councils request:

1. Original Facility Approval from the CSC Website.
2. Proof of mailing and delivery confirmation to Chief Elected Official: Jim Marpe.
  - a. UPS Label: 1Z9Y45030327140875
  - b. Delivery Confirmation dated: 10/14/21 – 10:19 a.m.
3. Proof of mailing and delivery confirmation to Zoning Official: James Ezzes.
  - a. UPS Label: 1Z9Y45030327140875
  - b. Delivery Confirmation dated: 10/14/21 – 10:19 a.m.
4. Proof of mailing and delivery confirmation to Property Owner: American Tower Corp.
  - a. UPS Label: 1Z9Y45030338883267
  - b. Delivery Confirmation dated: 10/14/21 – 5:25 p.m.
5. The Original Filing sent to the CSC on 8/30/2021 – Notice of Exempt Modification // Site: WESTPORT II (ATC: 310968) Cellco Partnership d/b/a/ Verizon Wireless.


This list completes the items listed in the afore mentioned Letter of Incompleteness. I appreciate your time and consideration.

Sincerely,

*John Coleman*

---

John Coleman, Project Manager  
c/o Cellco Partnership d/b/a Verizon Wireless  
Centerline Communications, LLC  
750 West Center Street, Floor 3  
West Bridgewater, MA 02379  
Mobile: (240) 615 -7389  
[JColeman@clinellc.com](mailto:JColeman@clinellc.com)



# STATE OF CONNECTICUT

## CONNECTICUT SITING COUNCIL

Ten Franklin Square, New Britain, CT 06051

Phone: (860) 827-2935 Fax: (860) 827-2950

E-Mail: [siting.council@ct.gov](mailto:siting.council@ct.gov)

[www.ct.gov/csc](http://www.ct.gov/csc)

May 4, 2010

Kenneth C. Baldwin, Esq.  
Robinson & Cole LLP  
280 Trumbull Street  
Hartford, CT 06103-3597

RE: **EM-VER-158-100216** – Cellco Partnership d/b/a Verizon Wireless notice of intent to modify an existing telecommunications facility located at Bayberry Lane, Westport, Connecticut.

Dear Attorney Baldwin:

The Connecticut Siting Council (Council) hereby acknowledges your notice to modify this existing telecommunications facility, pursuant to Section 16-50j-73 of the Regulations of Connecticut State Agencies.

The proposed modifications are to be implemented as specified here and in your notice dated February 16, 2010 and additional information received on March 4, 2010, and May 4, 2010, including the placement of all necessary equipment and shelters within the tower compound. The modifications are in compliance with the exception criteria in Section 16-50j-72 (b) of the Regulations of Connecticut State Agencies as changes to an existing facility site that would not increase tower height, extend the boundaries of the tower site, increase noise levels at the tower site boundary by six decibels, and increase the total radio frequencies electromagnetic radiation power density measured at the tower site boundary to or above the standard adopted by the State Department of Environmental Protection pursuant to General Statutes § 22a-162. This facility has also been carefully modeled to ensure that radio frequency emissions are conservatively below State and federal standards applicable to the frequencies now used on this tower.

This decision is under the exclusive jurisdiction of the Council. Please be advised that the validity of this action shall expire one year from the date of this letter. Any additional change to this facility will require explicit notice to this agency pursuant to Regulations of Connecticut State Agencies Section 16-50j-73. Such notice shall include all relevant information regarding the proposed change with cumulative worst-case modeling of radio frequency exposure at the closest point of uncontrolled access to the tower base, consistent with Federal Communications Commission, Office of Engineering and Technology, Bulletin 65. Any deviation from this format may result in the Council implementing enforcement proceedings pursuant to General Statutes § 16-50u including, without limitation, imposition of expenses resulting from such failure and of civil penalties in an amount not less than one thousand dollars per day for each day of construction or operation in material violation.

Thank you for your attention and cooperation.

Very truly yours,

S. Derek Phelps  
Executive Director

SDP/MP/laf

c: The Honorable Gordon F. Joseloff, First Selectman, Town of Westport  
Laurence Bradley, Director, Planning & Zoning, Town of Westport  
American Tower Corporation

G:\EMBAM-VERIZON\WESTPORT\dc050310Bayberry-La.DOC





# STATE OF CONNECTICUT

## CONNECTICUT SITING COUNCIL

Ten Franklin Square, New Britain, CT 06051

Phone: (860) 827-2935 Fax: (860) 827-2950

E-Mail: [siting.council@ct.gov](mailto:siting.council@ct.gov)

Internet: [ct.gov/csc](http://ct.gov/csc)

*Daniel F. Caruso*  
Chairman

April 23, 2010

The Honorable Gordon F. Joseloff  
First Selectman  
Town of Westport  
Town Hall  
110 Myrtle Avenue  
Westport, CT 06880

RE: **EM-VER-158-100216**- Cellco Partnership d/b/a Verizon Wireless notice of intent to modify an existing telecommunications facility located at Bayberry Lane, Westport, Connecticut.

Dear First Selectman Joseloff:

The Connecticut Siting Council (Council) received this request to modify an existing telecommunications facility, pursuant to Regulations of Connecticut State Agencies Section 16-50j-72.

If you have any questions or comments regarding this proposal, please call me or inform the Council by April 30, 2010.

Thank you for your cooperation and consideration.

Very truly yours,

S. Derek Phelps  
Executive Director

SDP/jbw

Enclosure: Notice of Intent

c: Laurence Bradley, Director, Planning & Zoning, Town of Westport

**Perrone, Michael**

---

**From:** Mayo, Rachel [rmayo@RC.com]  
**Sent:** Tuesday, May 04, 2010 4:02 PM  
**To:** Perrone, Michael  
**Cc:** Baldwin, Kenneth; Mayo, Rachel  
**Subject:** Westport-Bayberry Lane

Mike, as requested I looked at the revised structural and the antenna information shown in the "proposed antennas" table is correct.

there are 12 antennas there now- 6 cellular (DB844H80-XY) and 6 pcs (932DG65T2E-M). Verizon will remove 3 pcs (932DG65T2E-M) and replace with 3 P65-16-XL-2 LTE antennas...the 6 DB844H80-XY's will remain.

the table in the structural report lists the proposed antenna configuration post antenna swap.

please let me know if you need anything further.

**Rachel A. Mayo**

Land Use Analyst

**Robinson & Cole LLP**

280 Trumbull Street

Hartford, CT 06103-3597

Direct 860-275-8213 | Fax 860-275-8299

[rmayo@rc.com](mailto:rmayo@rc.com) | [www.rc.com](http://www.rc.com)[Bio](#) | [Contact Card](#)

Boston Providence Hartford New London  
Stamford New York Albany White Plains Sarasota



*Please consider the environment before printing this email*

---

This transmittal may be a confidential attorney-client communication or may otherwise be privileged or confidential. If it is not clear that you are the intended recipient, you are hereby notified that you have received this transmittal in error; any review, dissemination, distribution, or copying of this transmittal is strictly prohibited. If you suspect that you have received this communication in error, please notify us immediately by telephone at 1-860-275-8200, or e-mail at [it@rc.com](mailto:it@rc.com), and immediately delete this message and all its attachments.

---

**Perrone, Michael**

---

**From:** Mayo, Rachel [rmayo@RC.com]  
**Sent:** Thursday, March 04, 2010 2:48 PM  
**To:** Perrone, Michael  
**Cc:** Baldwin, Kenneth; Mayo, Rachel  
**Subject:** Westport 2- Bayberry Lane  
**Attachments:** STAMPED PDF.Verizon @ 310968 WSPT-Westport Rebuild CT, CT (#44309523).Structural Analysis (70%).pdf

mike, as discussed, here is a copy of the revised structural report for the Westport- Bayberry Lane site that we filed with your office on February 16th.

the structural we filed on the 16th incorrectly noted the number of proposed cellular (DB844H80E-XY) antennas would be 3 when it should have said 6...that is the only difference.

please let us know if you have any questions.

thanks, rachel

**Rachel A. Mayo**  
Land Use Analyst

**Robinson & Cole LLP**  
280 Trumbull Street  
Hartford, CT 06103-3597  
Direct 860-275-8213 | Fax 860-275-8299  
[rmayo@rc.com](mailto:rmayo@rc.com) | [www.rc.com](http://www.rc.com)  
[Bio](#) | [Contact Card](#)

Boston Providence Hartford New London  
Stamford New York Albany White Plains Sarasota



*Please consider the environment before printing this email*

---

This transmittal may be a confidential attorney-client communication or may otherwise be privileged or confidential. If it is not clear that you are the intended recipient, you are hereby notified that you have received this transmittal in error; any review, dissemination, distribution, or copying of this transmittal is strictly prohibited. If you suspect that you have received this communication in error, please notify us immediately by telephone at 1-860-275-8200, or e-mail at [it@rc.com](mailto:it@rc.com), and immediately delete this message and all its attachments.

---



**AMERICAN TOWER**


---

## Structural Analysis Report

**Structure** : 140 ft PennSummit Monopole  
**ATC Site Name** : WSPT-Westport Rebuild CT, CT  
**ATC Site Number** : 310968  
**Proposed Carrier** : Verizon  
**Carrier Site Name** : Westport 2  
**Carrier Site Number** : N/A  
**County** : Fairfield  
**Eng. Number** : 44309523  
**Date** : February 25, 2010\*  
**Usage** : 70%  
**Portholes Required** : No

Submitted by:  
Christina Minor  
Design Engineer

**American Tower Engineering Services**  
400 Regency Forest Drive  
Cary, NC 27518  
Phone: 919-468-0112



2/26/10

**Introduction**

The purpose of this report is to summarize results of the structural analysis performed on the 140 ft PennSummit Monopole located east of the intersection of Merritt Parkway and Bayberry Lane, Westport, CT 06880, Fairfield County (ATC site #310968). The tower was originally designed and manufactured by PennSummit (PJF Job #29204-0171, dated July 1, 2004).

**Analysis**

The tower was analyzed using Semaan Engineering Solutions, Inc., Software. The analysis assumes that the tower is in good, undamaged, and non-corroded condition.

Basic Wind Speed: 85 mph (Fastest Mile)  
 Radial Ice: 74 mph (Fastest Mile) w/ 1/2" ice  
 Code: TIA/EIA-222-F / 2003 IBC Criteria per Section 1609.1.1, Exception (5) and Section 3108.4 w/ 2005 CT Supplement and 2008 CT Amendments

**Antenna Loads**

The following antenna loads were used in the tower analysis.

**Existing Antennas**

Elev. (ft)	Qty	Antennas	Mount	Coax	Carrier
138.0	3	6' Omni	Platform w/ Handrails	(3) 1 5/8"	Westport Fire Dept.
	2	8' Omni		(2) 7/8"	
	1	6' Dipole		(1) 7/8"	
	1	8' FM Antenna		(2) 7/8"	US Treasury
	2	6' Omni		(2) 7/8"	
131.0	3	KMW AM-X-WM-17-65-00T	Low Profile Platform	(6) 1 1/4"	Sprint Nextel
	3	KMW KMDAPS2020000		-	
120.0	12	48" x 8" Panel	Low Profile Platform	(12) 1 1/4"	
100.0	12	14" x 9" TTA	Low Profile Platform	-	AT&T Mobility
	6	Diplexer		(1) 0.315"	
	6	56" x 6" Panel		(12) 1 5/8"	
87.0	3	RFS ATMAA1412D-1A20	Low Profile Platform	-	T-Mobile
	3	Andrew ETW190VS12UB		-	
	3	RFS APX16DWV-16DWV-S-E-ACU		(12) 1 5/8"	

**Proposed Antennas**

Elev. (ft)	Qty	Antennas	Mount	Coax	Carrier
76.0	3	Powerwave P65-16-XL-2	Low Profile Platform	(3) 1 5/8"	Verizon
	3	Andrew 932DG65T2E-M		(6) 1 5/8"	
	6	Andrew DB844H80E-XY		(3) 1 5/8"	

Install proposed coax inside of monopole.



**Results**

The maximum structure usage is: 70%

Additional exit and/or entry ports may be required to accommodate the running of the proposed lines to the proposed antennas. These additional ports **may not** be installed without installation drawings providing the location, size and welding requirements of each port.

To ensure compliance with all conditions of this structural analysis, port installation drawings shall be provided by American Tower's Engineering Department under a subsequent project.

Pole Reactions	Original Design Reactions	Current Analysis Reactions	% Of Design
Moment (ft-kips)	3,550.0	2,410.9	68
Shear (kips)	35.0	25.6	73

The structure base reactions resulting from this analysis are acceptable when compared to the reactions shown on the original structure drawings, therefore no modification or reinforcement of the foundation will be required.

**Conclusion**

Based on the analysis results, the structure meets the requirements per TIA/EIA-222-F and 2003 IBC standards with 2005 CT supplement and 2008 CT amendments.

The tower and foundation can support the existing and proposed antennas with the TX line distribution as described in this report.

If you have any questions or require additional information, please call 919-466-5619.

## **Standard Conditions**

All engineering services are performed on the basis that the information used is current and correct. This information may consist of, but is not necessary limited, to:

- Information supplied by the client regarding the structure itself, the antenna and feed line loading on the structure and its components, or other relevant information.
- Information from drawings in the possession of American Tower Corporation, or generated by field inspections or measurements of the structure.

It is the responsibility of the client to ensure that the information provided to ATC Engineering Services and used in the performance of our engineering services is correct and complete. In the absence of information to the contrary, we assume that all structures were constructed in accordance with the drawings and specifications and are in an un-corroded condition and have not deteriorated; and we, therefore, assume that their capacity has not significantly changed from the "as new" condition.

All services will be performed to the codes specified by the client, and we do not imply to meet any other codes or requirements unless explicitly agreed in writing. If wind and ice loads or other relevant parameters are to be different from the minimum values recommended by the codes, the client shall specify the exact requirement. In the absence of information to the contrary, all work will be performed in accordance with the latest relevant revision of ANSI/EIA-222.

All services are performed, results obtained, and recommendations made in accordance with generally accepted engineering principles and practices. ATC Engineering Services is not responsible for the conclusions, opinions and recommendations made by others based on the information we supply.

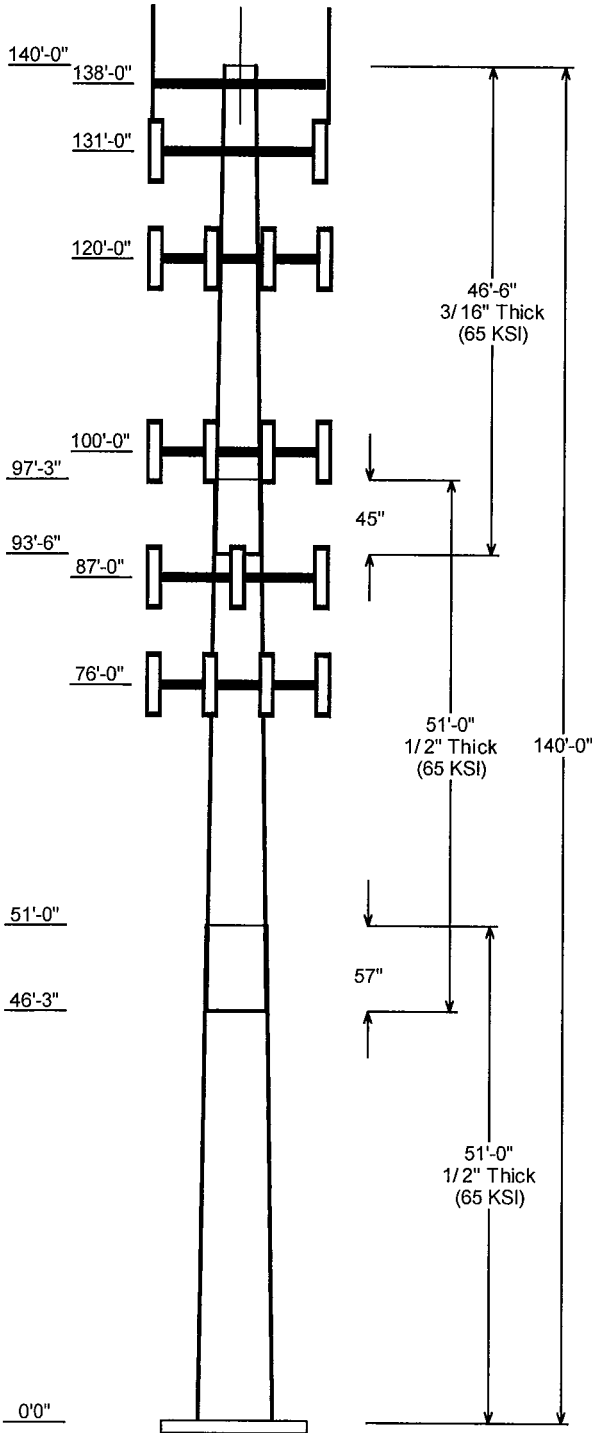
Job Information	
Pole :	310968
Code:	TIA/EIA-222 Rev F
Description :	140 ft PennSummit Monopole
Client :	Verizon
Location :	WSPT-Westport Rebuild CT, CT
Shape :	18 Sides
Base Elev (ft):	0.00
Height :	140.00 (ft)
Taper:	0.200036(in/ft)

Sections Properties							
Shaft Section	Length (ft)	Diameter (in)		Thick Joint (in)	Overlap Length (in)	Taper (in/ft)	Steel Grade (ksi)
		Across Top	Flats Bottom				
1	51.000	36.92	47.13	0.500	0.000	0.200036	65
2	51.000	28.67	38.87	0.500	Slip Joint	57.000	0.200036
3	46.500	20.50	29.80	0.188	Slip Joint	45.000	0.200036

Discrete Appurtenance			
Attach Elev (ft)	Force Elev (ft)	Qty	Description
138.000	138.000	1	Flat Platform w/ Handrails
138.000	138.000	3	6' Omni
138.000	138.000	2	8' Omni
138.000	138.000	2	6' Omni
138.000	142.000	1	8' FM Antenna
138.000	138.000	1	6' Dipole
131.000	131.000	1	Flat Low Profile Platform
131.000	131.000	3	KMW AM-X-WM-17-65-00T
131.000	131.000	3	KMW KMDAPS2020000
120.000	120.000	1	Flat Low Profile Platform
120.000	120.000	12	48" x 8" Panel
100.000	100.000	12	14" x 9" TTA
100.000	100.000	6	Diplexer
100.000	100.000	1	Flat Low Profile Platform
100.000	100.000	6	56" x 6" Panel
87.000	87.000	3	RFS ATMAA1412D-1A20
87.000	87.000	3	Andrew ETW190VS12UB
87.000	87.000	3	RFS APX16DWV-16DWV-S-E
87.000	87.000	1	Flat Low Profile Platform
76.000	76.000	6	Andrew DB844H80E-XY
76.000	76.000	3	Andrew 932DG65T2E-M
76.000	76.000	3	Powerwave P65-16-XL-2
76.000	76.000	1	Flat Low Profile Platform

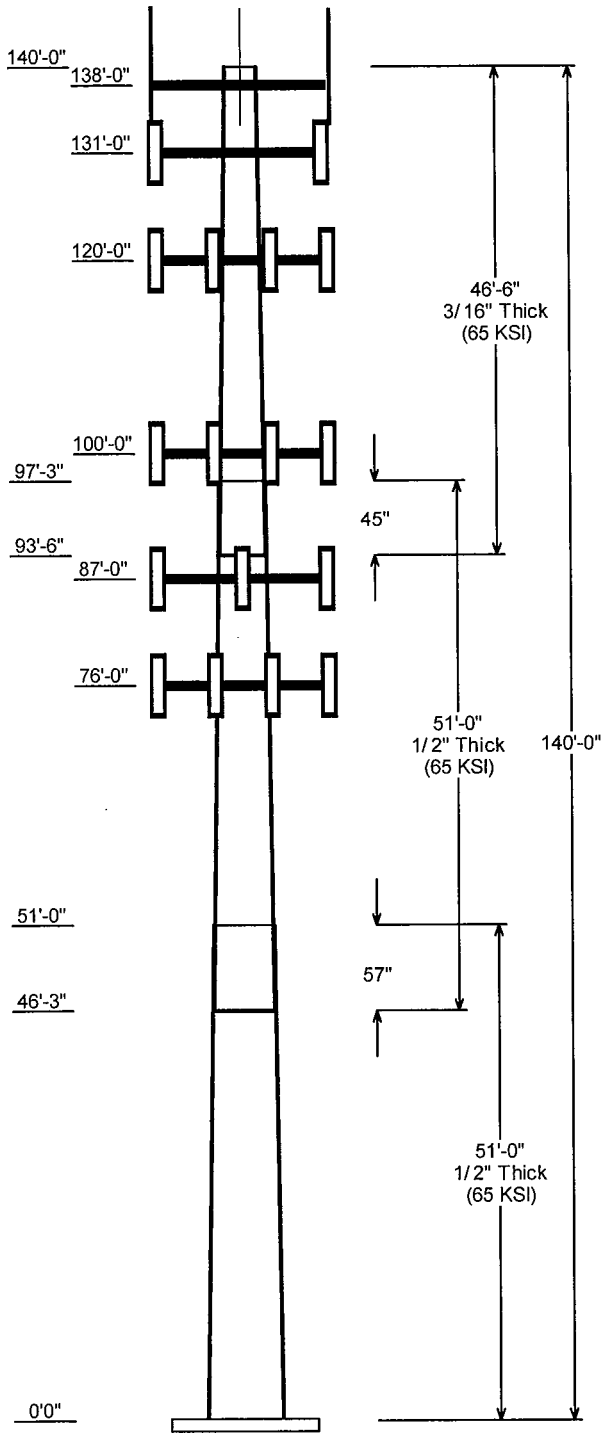
Linear Appurtenance			
Elev (ft) From	To	Description	Exposed To Wind
0.000	76.000	1 5/8" Coax	No
0.000	87.000	1 5/8" Coax	Yes
0.000	100.0	0.315" Coax	No
0.000	100.0	1 5/8" Coax	No
0.000	120.0	1 1/4" Coax	No
0.000	131.0	1 1/4" Coax	No
0.000	138.0	1 5/8" Coax	No
0.000	138.0	7/8" Coax	No
0.000	138.0	7/8" Coax	No

Load Cases	
No Ice	85.00 mph Wind with No Ice
Ice	73.61 mph Wind with Ice
Twist/Sway	50.00 mph Wind with No Ice

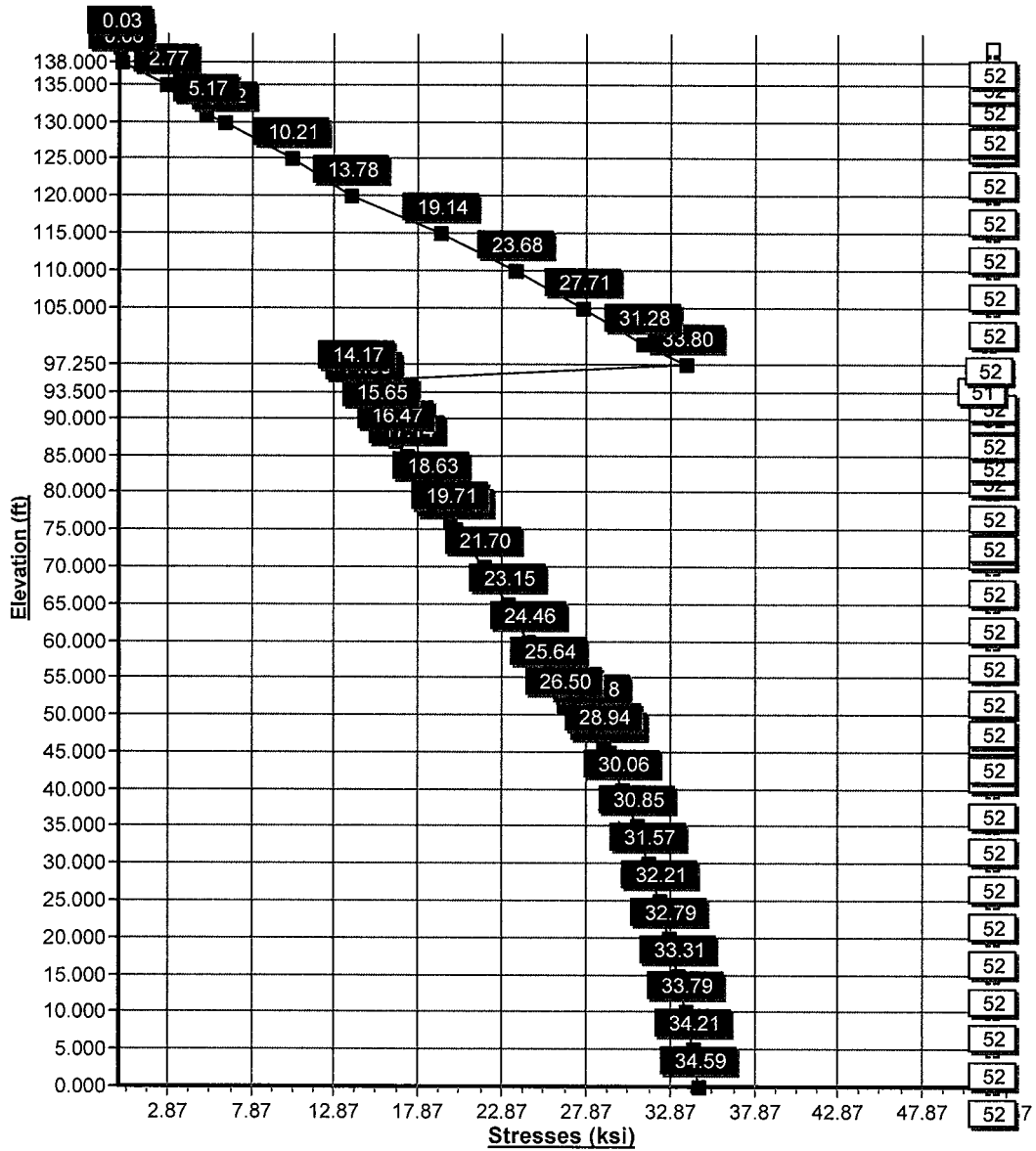


Reactions			
Load Case	Moment (Kip-ft)	Shear (Kips)	Axial (Kips)
No Ice	2410.86	25.64	38.45
Ice	2093.59	21.78	44.97
Twist/Sway	834.62	8.87	38.48

Dish Deflections			
Load Case	Attach Elev (ft)	Deflection (in)	Rotation (deg)
Twist/Sway	0.00	0.000	0.000



**Load Case : No Ice**  
**Max Stress 66.6% at 0.0ft**

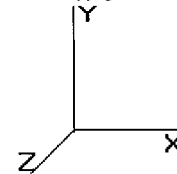


Pole : 310968  
 Location : WSPT-Westport Rebuild CT, CT  
 Height : 140.0 (ft)  
 Shape : 18 Sides  
 Base Dia : 47.13 (in)  
 Top Dia : 20.50 (in)  
 Taper : 0.200036 (in/ft)

Code : TIA/EIA-222 Rev F

Copyright Semaan Engineering Solutions, Inc  
 2/25/2010 10:15:45 AM  
 Page: 1

Base Elev : 0.000 (ft)



**Shaft Section Properties**

Sect Num	Length (ft)	Thick (in)	Fv (ksi)	Joint Type	Slip Joint Len (in)	Weight (lb)	Bottom				Top				Taper (in/ft)				
							Dia (in)	Elev (ft)	Area (sqin)	Ix (in^4)	W/t Ratio	D/t Ratio	Dia (in)	Elev (ft)		Area (sqin)	Ix (in^4)	W/t Ratio	D/t Ratio
1	51.000	0.5000	65		0.00	11,437	47.13	0.000	74.00	20328.7	14.86	94.26	36.92	51.00	57.81	9692.3	11.26	73.86	0.20004
2	51.000	0.5000	65	Slip Joint	57.00	9,165	38.87	46.25	60.90	11333.7	11.95	77.76	28.67	97.25	44.71	4485.1	8.35	57.35	0.20004
3	46.500	0.1875	65	Slip Joint	45.00	2,351	29.80	93.50	17.62	1952.7	26.26	158.9	20.50	140.0	12.09	630.1	17.52	109.33	0.20004
Shaft Weight						22,952													

**Discrete Appurtenance Properties**

Attach Elev (ft)	Description	Qty	Weight (lb)	No Ice CaAa (sf)	CaAa Factor	Weight (lb)	Ice CaAa (sf)	CaAa Factor	Distance From Face (ft)	Vert Ecc (ft)
138.0	Flat Platform w/ Handrails	1	2000.00	42.400	1.00	2450.00	48.400	1.00	0.000	0.000
138.0	6' Omni	3	25.00	1.760	1.00	38.24	2.130	1.00	0.000	0.000
138.0	8' Omni	2	40.00	2.400	1.00	62.00	3.230	1.00	0.000	0.000
138.0	6' Omni	2	25.00	1.760	1.00	38.24	2.130	1.00	0.000	0.000
138.0	8' FM Antenna	1	50.00	10.000	1.00	75.00	15.000	1.00	0.000	4.000
138.0	6' Dipole	1	30.00	4.000	1.00	50.00	5.500	1.00	0.000	0.000
131.0	Flat Low Profile Platform	1	1500.00	26.100	1.00	1700.00	31.600	1.00	0.000	0.000
131.0	KMW AM-X-WM-17-65-00T	3	30.00	3.160	0.72	47.00	3.670	0.72	0.000	0.000
131.0	KMW KMDAPS2020000	3	15.90	1.130	0.50	23.35	1.360	0.50	0.000	0.000
120.0	Flat Low Profile Platform	1	1500.00	26.100	1.00	1700.00	31.600	1.00	0.000	0.000
120.0	48" x 8" Panel	12	14.00	3.730	0.91	40.30	4.290	0.91	0.000	0.000
100.0	14" x 9" TTA	12	10.00	1.230	0.50	18.00	1.460	0.50	0.000	0.000
100.0	Diplexer	6	5.00	0.700	0.50	9.80	0.880	0.50	0.000	0.000
100.0	Flat Low Profile Platform	1	1500.00	26.100	1.00	1700.00	31.600	1.00	0.000	0.000
100.0	56" x 6" Panel	6	20.00	3.450	0.75	38.03	3.980	0.75	0.000	0.000
87.00	RFS ATMAA1412D-1A20	3	13.00	1.170	0.50	20.60	1.390	0.50	0.000	0.000
87.00	Andrew ETW190VS12UB	3	11.00	0.760	0.50	16.30	0.950	0.50	0.000	0.000
87.00	RFS APX16DWV-16DWV-S-E	3	39.60	6.700	0.67	69.38	7.350	0.67	0.000	0.000
87.00	Flat Low Profile Platform	1	1500.00	26.100	1.00	1700.00	31.600	1.00	0.000	0.000
76.00	Andrew DB844H80E-XY	6	10.00	3.730	0.88	35.38	4.290	0.88	0.000	0.000
76.00	Andrew 932DG65T2E-M	3	9.50	3.490	0.76	28.72	4.040	0.76	0.000	0.000
76.00	Powerwave P65-16-XL-2	3	33.00	8.400	0.75	77.53	9.230	0.75	0.000	0.000
76.00	Flat Low Profile Platform	1	1500.00	26.100	1.00	1700.00	31.600	1.00	0.000	0.000
Totals		78	10739.00			13437.69			Number of Loadings :	23

**Linear Appurtenance Properties**

Elev From (ft)	Elev To (ft)	Description	No Ice Weight (lb/ft)	No Ice CaAa (sf/ft)	Ice Weight (lb/ft)	Ice CaAa (sf/ft)	Exposed To Wind
0.00	138.00	(3) 1 5/8" Coax	2.46	0.00	0.00	0.00	N
0.00	138.00	(5) 7/8" Coax	2.66	0.00	0.00	0.00	N
0.00	138.00	(2) 7/8" Coax	0.66	0.00	0.00	0.00	N
0.00	131.00	(6) 1 1/4" Coax	3.78	0.00	0.00	0.00	N
0.00	120.00	(12) 1 1/4" Coax	7.56	0.00	0.00	0.00	N
0.00	100.00	(1) 0.315" Coax	0.05	0.00	0.00	0.00	N
0.00	100.00	(12) 1 5/8" Coax	9.84	0.00	0.00	0.00	N
0.00	87.00	(12) 1 5/8" Coax	9.84	0.40	20.00	0.50	Y
0.00	76.00	(12) 1 5/8" Coax	9.84	0.00	0.00	0.00	N
Total Weight			4,792.44 (lb)		1,740.00 (lb)		

Pole : 310968  
 Location : WSPT-Westport Rebuild CT, CT  
 Height : 140.0 (ft)  
 Shape : 18 Sides  
 Base Dia : 47.13 (in)  
 Top Dia : 20.50 (in)  
 Taper : 0.200036 (in/ft)

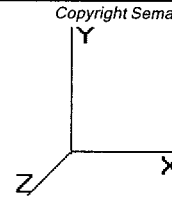
Code: TIA/EIA-222 Rev F

Copyright Semaan Engineering Solutions, Inc

2/25/2010 10:15:45 AM

Page: 2

Base Elev : 0.000 (ft)



**Segment Properties** (Max Len : 5 ft)

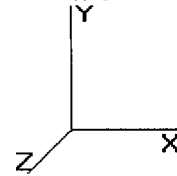
Seg Top Elev (ft)	Description	Thick (in)	Flat Dia (in)	Area (in^2)	Ix (in^4)	W/t Ratio	D/t Ratio	Fy (ksi)	Fb (ksi)	Weight (lb)
0.00		0.5000	47.130	73.999	20,328.7	14.86	94.26	65	52	0.0
5.00		0.5000	46.130	72.412	19,048.5	14.50	92.26	65	52	1,245.5
10.00		0.5000	45.130	70.825	17,823.2	14.15	90.26	65	52	1,218.5
15.00		0.5000	44.129	69.237	16,651.5	13.80	88.26	65	52	1,191.5
20.00		0.5000	43.129	67.650	15,532.4	13.45	86.26	65	52	1,164.5
25.00		0.5000	42.129	66.063	14,464.6	13.09	84.26	65	52	1,137.5
30.00		0.5000	41.129	64.476	13,446.8	12.74	82.26	65	52	1,110.5
35.00		0.5000	40.129	62.889	12,478.0	12.39	80.26	65	52	1,083.5
40.00		0.5000	39.129	61.301	11,556.9	12.04	78.26	65	52	1,056.5
45.00		0.5000	38.128	59.714	10,682.2	11.68	76.26	65	52	1,029.5
46.25	Bot - Section 2	0.5000	37.878	59.317	10,470.7	11.59	75.76	65	52	253.1
50.00		0.5000	37.128	58.127	9,852.8	11.33	74.26	65	52	1,518.9
51.00	Top - Section 1	0.5000	37.928	59.396	10,512.6	11.61	75.86	65	52	399.9
55.00		0.5000	37.128	58.127	9,852.7	11.33	74.26	65	52	799.8
60.00		0.5000	36.128	56.539	9,067.4	10.98	72.26	65	52	975.5
65.00		0.5000	35.128	54.952	8,325.0	10.62	70.26	65	52	948.5
70.00		0.5000	34.128	53.365	7,624.3	10.27	68.26	65	52	921.4
75.00		0.5000	33.127	51.778	6,964.0	9.92	66.25	65	52	894.4
76.00		0.5000	32.927	51.460	6,836.7	9.85	65.85	65	52	175.6
80.00		0.5000	32.127	50.190	6,343.0	9.57	64.25	65	52	691.8
85.00		0.5000	31.127	48.603	5,760.0	9.21	62.25	65	52	840.4
87.00		0.5000	30.727	47.968	5,537.3	9.07	61.45	65	52	328.6
90.00		0.5000	30.127	47.016	5,214.0	8.86	60.25	65	52	484.8
93.50	Bot - Section 3	0.5000	29.427	45.905	4,853.0	8.61	58.85	65	52	553.3
95.00		0.5000	29.127	45.429	4,703.5	8.51	58.25	65	52	322.6
97.25	Top - Section 2	0.1875	29.052	17.177	1,808.1	25.56	154.94	65	51	477.6
100.00		0.1875	28.501	16.850	1,706.7	25.04	152.01	65	52	159.2
105.00		0.1875	27.501	16.255	1,532.1	24.10	146.67	65	52	281.6
110.00		0.1875	26.501	15.659	1,369.9	23.16	141.34	65	52	271.5
115.00		0.1875	25.501	15.064	1,219.5	22.22	136.00	65	52	261.4
120.00		0.1875	24.501	14.469	1,080.6	21.28	130.67	65	52	251.2
125.00		0.1875	23.501	13.874	952.7	20.34	125.34	65	52	241.1
130.00		0.1875	22.500	13.278	835.2	19.40	120.00	65	52	231.0
131.00		0.1875	22.300	13.159	813.0	19.21	118.94	65	52	45.0
135.00		0.1875	21.500	12.683	727.9	18.46	114.67	65	52	175.9
138.00		0.1875	20.900	12.326	668.1	17.89	111.47	65	52	127.7
140.00		0.1875	20.500	12.088	630.1	17.52	109.33	65	52	83.1
										22,952.4

Pole : 310968  
 Location : WSPT-Westport Rebuild CT, CT  
 Height : 140.0 (ft)  
 Shape : 18 Sides  
 Base Dia : 47.13 (in)  
 Top Dia : 20.50 (in)  
 Taper : 0.200036 (in/ft)

Code: TIA/EIA-222 Rev F

Copyright Semaan Engineering Solutions, Inc  
 2/25/2010 10:15:45 AM  
 Page: 3

Base Elev : 0.000 (ft)



<b>Load Case:</b> No Ice	85.00 mph Wind with No Ice	23 Iterations
Gust Response Factor : 1.69		
Dead Load Factor : 1.00		
Wind Load Factor : 1.00		

**Shaft Segment Forces**

Seg Top Elev (ft)	Description	Kz	qz (psf)	qzCh (psf)	C (mph-ft)	Cf	Ice Thick (in)	Tributary (ft)	Aa (sf)	CfAa (sf)	Wind Force X (lb)	Dead Load Ice (lb)	Tot Dead Load (lb)
0.00		0.00	1.00 18.496	31.25 333.83	0.650	0.00	0.00	0.000	0.00	0.00	0.0	0.0	0.0
5.00		0.00	1.00 18.496	31.25 326.75	0.650	0.00	5.00	19.429	12.63	394.8	394.8	0.0	1,245.5
10.00		0.00	1.00 18.496	31.25 319.66	0.650	0.00	5.00	19.012	12.36	386.3	386.3	0.0	1,218.5
15.00		0.00	1.00 18.496	31.25 312.58	0.650	0.00	5.00	18.596	12.09	377.8	377.8	0.0	1,191.5
20.00		0.00	1.00 18.496	31.25 305.49	0.650	0.00	5.00	18.179	11.82	369.4	369.4	0.0	1,164.5
25.00		0.00	1.00 18.496	31.25 298.41	0.650	0.00	5.00	17.762	11.55	360.9	360.9	0.0	1,137.5
30.00		0.00	1.00 18.496	31.25 291.33	0.650	0.00	5.00	17.345	11.27	352.4	352.4	0.0	1,110.5
35.00		0.00	1.01 18.810	31.78 286.64	0.650	0.00	5.00	16.929	11.00	349.8	349.8	0.0	1,083.5
40.00		0.00	1.05 19.541	33.02 284.88	0.650	0.00	5.00	16.512	10.73	354.4	354.4	0.0	1,056.5
45.00		0.00	1.09 20.210	34.15 282.31	0.650	0.00	5.00	16.095	10.46	357.3	357.3	0.0	1,029.5
46.25	Bot - Section 2	0.00	1.10 20.369	34.42 281.56	0.650	0.00	1.25	3.959	2.57	88.6	88.6	0.0	253.1
50.00		0.00	1.12 20.827	35.19 279.07	0.650	0.00	3.75	12.032	7.82	275.3	275.3	0.0	1,518.9
51.00	Top - Section 1	0.00	1.13 20.946	35.39 278.35	0.650	0.00	1.00	3.169	2.06	72.9	72.9	0.0	399.9
55.00		0.00	1.15 21.402	36.17 282.90	0.650	0.00	4.00	12.509	8.13	294.1	294.1	0.0	799.8
60.00		0.00	1.18 21.941	37.08 278.72	0.650	0.00	5.00	15.262	9.92	367.8	367.8	0.0	975.5
65.00		0.00	1.21 22.449	37.93 274.12	0.650	0.00	5.00	14.845	9.65	366.1	366.1	0.0	948.5
70.00		0.00	1.24 22.929	38.75 269.15	0.650	0.00	5.00	14.428	9.38	363.4	363.4	0.0	921.4
75.00		0.00	1.26 23.386	39.52 263.85	0.650	0.00	5.00	14.011	9.11	359.9	359.9	0.0	894.4
76.00	Appertunance(s)	0.00	1.26 23.474	39.67 262.75	0.650	0.00	1.00	2.752	1.79	71.0	71.0	0.0	175.6
80.00		0.00	1.28 23.821	40.25 258.25	0.650	0.00	4.00	10.842	7.05	283.7	283.7	0.0	691.8
85.00		0.00	1.31 24.237	40.96 252.39	0.650	0.00	5.00	13.178	8.57	350.9	350.9	0.0	840.4
87.00	Appertunance(s)	0.00	1.31 24.399	41.23 249.97	0.650	0.00	2.00	5.154	3.35	138.1	138.1	0.0	328.6
90.00		0.00	1.33 24.636	41.63 246.28	0.650	0.00	3.00	7.607	4.94	205.9	205.9	0.0	484.8
93.50	Bot - Section 3	0.00	1.34 24.906	42.09 241.87	0.650	0.00	3.50	8.685	5.65	237.6	237.6	0.0	553.3
95.00		0.00	1.35 25.020	42.28 239.95	0.650	0.00	1.50	3.706	2.41	101.9	101.9	0.0	322.6
97.25	Top - Section 2	0.00	1.36 25.188	42.56 237.03	0.650	0.00	2.25	5.489	3.57	151.9	151.9	0.0	477.6
100.0	Appertunance(s)	0.00	1.37 25.389	42.90 236.53	0.650	0.00	2.75	6.595	4.29	183.9	183.9	0.0	159.2
105.0		0.00	1.39 25.745	43.51 229.82	0.650	0.00	5.00	11.667	7.58	330.0	330.0	0.0	281.6
110.0		0.00	1.41 26.090	44.09 222.94	0.650	0.00	5.00	11.250	7.31	322.4	322.4	0.0	271.5
115.0		0.00	1.42 26.423	44.65 215.89	0.650	0.00	5.00	10.834	7.04	314.5	314.5	0.0	261.4
120.0	Appertunance(s)	0.00	1.44 26.747	45.20 208.69	0.650	0.00	5.00	10.417	6.77	306.1	306.1	0.0	251.2
125.0		0.00	1.46 27.060	45.73 201.34	0.650	0.00	5.00	10.000	6.50	297.3	297.3	0.0	241.1
130.0		0.00	1.48 27.365	46.24 193.86	0.650	0.00	5.00	9.584	6.23	288.1	288.1	0.0	231.0
131.0	Appertunance(s)	0.00	1.48 27.425	46.34 192.34	0.650	0.00	1.00	1.867	1.21	56.2	56.2	0.0	45.0
135.0		0.00	1.49 27.662	46.74 186.24	0.650	0.00	4.00	7.300	4.75	221.8	221.8	0.0	175.9
138.0	Appertunance(s)	0.00	1.50 27.836	47.04 181.61	0.650	0.00	3.00	5.300	3.45	162.1	162.1	0.0	127.7
140.0		0.00	1.51 27.951	47.23 178.50	0.650	0.00	2.00	3.450	2.24	105.9	105.9	0.0	83.1
<b>Totals:</b>								140.00			9,620.4	0.0	22,952.4



Pole : 310968  
 Location : WSPT-Westport Rebuild CT, CT  
 Height : 140.0 (ft)  
 Shape : 18 Sides  
 Base Dia : 47.13 (in)  
 Top Dia : 20.50 (in)  
 Taper : 0.200036 (in/ft)

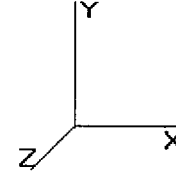
Code: TIA/EIA-222 Rev F

Copyright Semaan Engineering Solutions, Inc

2/25/2010 10:15:45 AM

Page: 4

Base Elev : 0.000 (ft)



<b>Load Case:</b> No Ice	85.00 mph Wind with No Ice	23 Iterations
Gust Response Factor : 1.69		
Dead Load Factor : 1.00		
Wind Load Factor : 1.00		

**Discrete Appurtenance Segment Forces**

Elev (ft)	Description	Qty	qz (psf)	qzGh (psf)	CaAa Factor	Total CaAa (sf)	Horiz Ecc (ft)	Vert Ecc (ft)	Wind FX (lb)	Mom Y (lb-ft)	Mom Z (lb-ft)	Dead Load (lb)
76.00	Andrew DB844H80E-	6	23.474	39.672	0.88	19.69	0.000	0.000	781.31	0.00	0.00	60.00
76.00	Andrew 932DG65T2E-	3	23.474	39.672	0.76	7.96	0.000	0.000	315.67	0.00	0.00	28.50
76.00	Powerwave P65-16-	3	23.474	39.672	0.75	18.90	0.000	0.000	749.79	0.00	0.00	99.00
76.00	Flat Low Profile Pla	1	23.474	39.672	1.00	26.10	0.000	0.000	1,035.43	0.00	0.00	1,500.00
87.00	RFS ATMAA1412D-	3	24.399	41.234	0.50	1.75	0.000	0.000	72.37	0.00	0.00	39.00
87.00	Andrew	3	24.399	41.234	0.50	1.14	0.000	0.000	47.01	0.00	0.00	33.00
87.00	RFS APX16DWW-	3	24.399	41.234	0.67	13.47	0.000	0.000	555.29	0.00	0.00	118.80
87.00	Flat Low Profile Pla	1	24.399	41.234	1.00	26.10	0.000	0.000	1,076.20	0.00	0.00	1,500.00
100.0	14" x 9" TTA	12	25.389	42.907	0.50	7.38	0.000	0.000	316.66	0.00	0.00	120.00
100.0	Diplexer	6	25.389	42.907	0.50	2.10	0.000	0.000	90.11	0.00	0.00	30.00
100.0	Flat Low Profile Pla	1	25.389	42.907	1.00	26.10	0.000	0.000	1,119.88	0.00	0.00	1,500.00
100.0	56" x 6" Panel	6	25.389	42.907	0.75	15.53	0.000	0.000	666.14	0.00	0.00	120.00
120.0	Flat Low Profile Pla	1	26.747	45.202	1.00	26.10	0.000	0.000	1,179.77	0.00	0.00	1,500.00
120.0	48" x 8" Panel	12	26.747	45.202	0.91	40.73	0.000	0.000	1,841.14	0.00	0.00	168.00
131.0	Flat Low Profile Pla	1	27.425	46.349	1.00	26.10	0.000	0.000	1,209.70	0.00	0.00	1,500.00
131.0	KMW AM-X-WM-17-65-	3	27.425	46.349	0.72	6.83	0.000	0.000	316.36	0.00	0.00	90.00
131.0	KMW	3	27.425	46.349	0.50	1.69	0.000	0.000	78.56	0.00	0.00	47.70
138.0	Flat Platform w/ Han	1	27.836	47.043	1.00	42.40	0.000	0.000	1,994.63	0.00	0.00	2,000.00
138.0	6' Omni	3	27.836	47.043	1.00	5.28	0.000	0.000	248.37	0.00	0.00	75.00
138.0	8' Omni	2	27.836	47.043	1.00	4.80	0.000	0.000	225.81	0.00	0.00	80.00
138.0	6' Omni	2	27.836	47.043	1.00	3.52	0.000	0.000	165.59	0.00	0.00	50.00
138.0	8' FM Antenna	1	28.064	47.429	1.00	10.00	0.000	4.000	474.29	0.00	1,897.16	50.00
138.0	6' Dipole	1	27.836	47.043	1.00	4.00	0.000	0.000	188.17	0.00	0.00	30.00
									14,748.24			10,739.00

Pole : 310968  
 Location : WSPT-Westport Rebuild CT, CT  
 Height : 140.0 (ft)  
 Shape : 18 Sides  
 Base Dia : 47.13 (in)  
 Top Dia : 20.50 (in)  
 Taper : 0.200036 (in/ft)

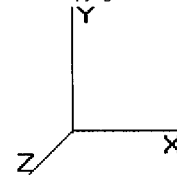
Code: TIA/EIA-222 Rev F

Copyright Semaan Engineering Solutions, Inc

2/25/2010 10:15:45 AM

Page: 5

Base Elev : 0.000 (ft)



**Load Case:** No Ice                      85.00 mph Wind with No Ice                      23 Iterations

Gust Response Factor : 1.69  
 Dead Load Factor : 1.00  
 Wind Load Factor : 1.00

**Linear Appurtenance Segment Forces**

Seg Top Elev (ft)	Description	Exposed To Wind	Length (ft)	Weight (lb/ft)	CaAa (sf/ft)	qz (psf)	FX (lb)	Dead Load (lb)
5.00	(12) 1 5/8" Coax	Yes	5.00	9.84	0.40	18.496	62.52	49.20
10.00	(12) 1 5/8" Coax	Yes	5.00	9.84	0.40	18.496	62.52	49.20
15.00	(12) 1 5/8" Coax	Yes	5.00	9.84	0.40	18.496	62.52	49.20
20.00	(12) 1 5/8" Coax	Yes	5.00	9.84	0.40	18.496	62.52	49.20
25.00	(12) 1 5/8" Coax	Yes	5.00	9.84	0.40	18.496	62.52	49.20
30.00	(12) 1 5/8" Coax	Yes	5.00	9.84	0.40	18.496	62.52	49.20
35.00	(12) 1 5/8" Coax	Yes	5.00	9.84	0.40	18.810	63.58	49.20
40.00	(12) 1 5/8" Coax	Yes	5.00	9.84	0.40	19.541	66.05	49.20
45.00	(12) 1 5/8" Coax	Yes	5.00	9.84	0.40	20.210	68.31	49.20
46.25	(12) 1 5/8" Coax	Yes	1.25	9.84	0.40	20.369	17.21	12.30
50.00	(12) 1 5/8" Coax	Yes	3.75	9.84	0.40	20.827	52.80	36.90
51.00	(12) 1 5/8" Coax	Yes	1.00	9.84	0.40	20.946	14.16	9.84
55.00	(12) 1 5/8" Coax	Yes	4.00	9.84	0.40	21.402	57.87	39.36
60.00	(12) 1 5/8" Coax	Yes	5.00	9.84	0.40	21.941	74.16	49.20
65.00	(12) 1 5/8" Coax	Yes	5.00	9.84	0.40	22.449	75.88	49.20
70.00	(12) 1 5/8" Coax	Yes	5.00	9.84	0.40	22.929	77.50	49.20
75.00	(12) 1 5/8" Coax	Yes	5.00	9.84	0.40	23.386	79.04	49.20
76.00	(12) 1 5/8" Coax	Yes	1.00	9.84	0.40	23.474	15.87	9.84
80.00	(12) 1 5/8" Coax	Yes	4.00	9.84	0.40	23.821	64.41	39.36
85.00	(12) 1 5/8" Coax	Yes	5.00	9.84	0.40	24.237	81.92	49.20
87.00	(12) 1 5/8" Coax	Yes	2.00	9.84	0.40	24.399	32.99	19.68
<b>Totals:</b>							<b>1,216.84</b>	<b>856.08</b>

Pole : 310968  
 Location : WSPT-Westport Rebuild CT, CT  
 Height : 140.0 (ft)  
 Shape : 18 Sides  
 Base Dia : 47.13 (in)  
 Top Dia : 20.50 (in)  
 Taper : 0.200036 (in/ft)

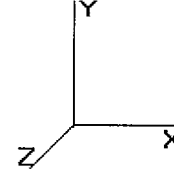
Code: TIA/EIA-222 Rev F

Copyright Semaan Engineering Solutions, Inc

2/25/2010 10:15:46 AM

Page: 6

Base Elev : 0.000 (ft)



<b>Load Case:</b> No Ice	85.00 mph Wind with No Ice	23 Iterations
Gust Response Factor : 1.69		
Dead Load Factor : 1.00		
Wind Load Factor : 1.00		

**Applied Segment Forces Summary**

Seg Elev (ft)	Lateral FX (-) (lb)	Axial FY (-) (lb)	Torsion MY (lb-ft)	Moment MZ (lb-ft)
0.00	0.00	0.00	0.00	0.00
5.00	457.27	1,478.94	0.00	0.00
10.00	448.81	1,451.93	0.00	0.00
15.00	440.34	1,424.93	0.00	0.00
20.00	431.87	1,397.92	0.00	0.00
25.00	423.41	1,370.92	0.00	0.00
30.00	414.94	1,343.91	0.00	0.00
35.00	413.36	1,316.91	0.00	0.00
40.00	420.49	1,289.90	0.00	0.00
45.00	425.63	1,262.90	0.00	0.00
46.25	105.79	311.50	0.00	0.00
50.00	328.08	1,693.96	0.00	0.00
51.00	87.07	446.59	0.00	0.00
55.00	351.97	986.55	0.00	0.00
60.00	442.00	1,208.88	0.00	0.00
65.00	441.95	1,181.88	0.00	0.00
70.00	440.91	1,154.87	0.00	0.00
75.00	438.98	1,127.87	0.00	0.00
76.00	2,969.04	1,909.83	0.00	0.00
80.00	348.13	839.17	0.00	0.00
85.00	432.78	1,024.66	0.00	0.00
87.00	1,922.00	2,093.10	0.00	0.00
90.00	205.86	565.83	0.00	0.00
93.50	237.61	647.85	0.00	0.00
95.00	101.87	363.10	0.00	0.00
97.25	151.88	538.38	0.00	0.00
100.0	2,376.70	2,003.47	0.00	0.00
105.0	329.96	367.22	0.00	0.00
110.0	322.44	357.09	0.00	0.00
115.0	314.46	346.96	0.00	0.00
120.0	3,326.97	2,004.84	0.00	0.00
125.0	297.27	288.91	0.00	0.00
130.0	288.09	278.78	0.00	0.00
131.0	1,660.86	1,692.24	0.00	0.00
135.0	221.83	198.99	0.00	0.00
138.0	3,458.93	2,429.99	0.00	1,897.16
140.0	105.93	83.08	0.00	0.00
<b>Totals:</b>	<b>25,585.49</b>	<b>38,483.83</b>	<b>0.00</b>	<b>1,897.16</b>

Pole : 310968  
 Location : WSPT-Westport Rebuild CT, CT  
 Height : 140.0 (ft)  
 Shape : 18 Sides  
 Base Dia : 47.13 (in)  
 Top Dia : 20.50 (in)  
 Taper : 0.200036 (in/ft)

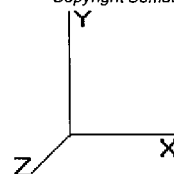
Code: TIA/EIA-222 Rev F

Copyright Semaan Engineering Solutions, Inc

2/25/2010 10:15:46 AM

Page: 7

Base Elev : 0.000 (ft)



**Load Case:** No Ice                      85.00 mph Wind with No Ice                      23 Iterations

Gust Response Factor : 1.69  
 Dead Load Factor : 1.00  
 Wind Load Factor : 1.00

**Calculated Shaft Forces and Deflections**

Seg Elev (ft)	Lateral FX (-) (kips)	Axial FY (-) (kips)	Lateral FZ (kips)	Moment MX (ft-kips)	Torsion MY (ft-kips)	Moment MZ (ft-kips)	X Deflect (in)	Z Deflect (in)	Total Deflect (in)	Rotation (deg)
0.00	-25.641	-38.446	0.000	0.000	0.000	-2,410.863	0.000	0.000	0.000	0.000
5.00	-25.288	-36.895	0.000	0.000	0.000	-2,282.658	-0.088	0.000	0.088	-0.164
10.00	-24.936	-35.373	0.000	0.000	0.000	-2,156.218	-0.349	0.000	0.349	-0.330
15.00	-24.585	-33.879	0.000	0.000	0.000	-2,031.540	-0.785	0.000	0.785	-0.497
20.00	-24.234	-32.415	0.000	0.000	0.000	-1,908.618	-1.396	0.000	1.396	-0.665
25.00	-23.885	-30.979	0.000	0.000	0.000	-1,787.449	-2.183	0.000	2.183	-0.835
30.00	-23.536	-29.572	0.000	0.000	0.000	-1,668.027	-3.149	0.000	3.149	-1.005
35.00	-23.182	-28.195	0.000	0.000	0.000	-1,550.348	-4.292	0.000	4.292	-1.175
40.00	-22.813	-26.847	0.000	0.000	0.000	-1,434.441	-5.614	0.000	5.614	-1.345
45.00	-22.403	-25.554	0.000	0.000	0.000	-1,320.380	-7.114	0.000	7.114	-1.514
46.25	-22.326	-25.212	0.000	0.000	0.000	-1,292.378	-7.517	0.000	7.517	-1.558
50.00	-21.983	-23.497	0.000	0.000	0.000	-1,208.655	-8.792	0.000	8.792	-1.685
51.00	-21.917	-23.020	0.000	0.000	0.000	-1,186.672	-9.149	0.000	9.149	-1.720
55.00	-21.590	-21.992	0.000	0.000	0.000	-1,099.004	-10.647	0.000	10.647	-1.854
60.00	-21.161	-20.743	0.000	0.000	0.000	-991.057	-12.671	0.000	12.671	-2.005
65.00	-20.726	-19.526	0.000	0.000	0.000	-885.252	-14.850	0.000	14.850	-2.152
70.00	-20.285	-18.340	0.000	0.000	0.000	-781.622	-17.181	0.000	17.181	-2.295
75.00	-19.824	-17.203	0.000	0.000	0.000	-680.196	-19.657	0.000	19.657	-2.431
76.00	-16.794	-15.402	0.000	0.000	0.000	-660.372	-20.170	0.000	20.170	-2.458
80.00	-16.439	-14.546	0.000	0.000	0.000	-593.195	-22.274	0.000	22.274	-2.563
85.00	-15.980	-13.519	0.000	0.000	0.000	-511.001	-25.024	0.000	25.024	-2.687
87.00	-13.973	-11.504	0.000	0.000	0.000	-479.041	-26.160	0.000	26.160	-2.735
90.00	-13.754	-10.931	0.000	0.000	0.000	-437.123	-27.901	0.000	27.901	-2.806
93.50	-13.495	-10.283	0.000	0.000	0.000	-388.983	-29.988	0.000	29.988	-2.885
95.00	-13.382	-9.916	0.000	0.000	0.000	-368.741	-30.899	0.000	30.899	-2.918
97.25	-13.211	-9.374	0.000	0.000	0.000	-338.632	-32.286	0.000	32.286	-2.966
100.0	-10.752	-7.470	0.000	0.000	0.000	-302.302	-34.011	0.000	34.011	-3.022
105.0	-10.430	-7.082	0.000	0.000	0.000	-248.542	-37.301	0.000	37.301	-3.252
110.0	-10.109	-6.710	0.000	0.000	0.000	-196.395	-40.819	0.000	40.819	-3.458
115.0	-9.792	-6.356	0.000	0.000	0.000	-145.848	-44.538	0.000	44.538	-3.636
120.0	-6.352	-4.557	0.000	0.000	0.000	-96.889	-48.425	0.000	48.425	-3.778
125.0	-6.043	-4.279	0.000	0.000	0.000	-65.131	-52.439	0.000	52.439	-3.884
130.0	-5.739	-4.017	0.000	0.000	0.000	-34.918	-56.549	0.000	56.549	-3.959
131.0	-3.966	-2.442	0.000	0.000	0.000	-29.179	-57.379	0.000	57.379	-3.970
135.0	-3.732	-2.258	0.000	0.000	0.000	-13.315	-60.717	0.000	60.717	-4.000
138.0	-0.111	-0.075	0.000	0.000	0.000	-0.223	-63.232	0.000	63.232	-4.009
140.0	-0.106	0.000	0.000	0.000	0.000	0.000	-64.910	0.000	64.910	-4.009

Pole : 310968  
 Location : WSPT-Westport Rebuild CT, CT  
 Height : 140.0 (ft)  
 Shape : 18 Sides  
 Base Dia : 47.13 (in)  
 Top Dia : 20.50 (in)  
 Taper : 0.200036 (in/ft)

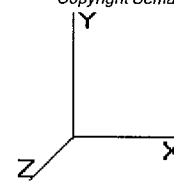
Code: TIA/EIA-222 Rev F

Copyright Semaan Engineering Solutions, Inc

2/25/2010 10:15:46 AM

Page: 8

Base Elev : 0.000 (ft)



<b>Load Case:</b> No Ice	85.00 mph Wind with No Ice	23 Iterations
Gust Response Factor : 1.69		
Dead Load Factor : 1.00		
Wind Load Factor : 1.00		

**Calculated Stresses**

Seg Elev (ft)	Applied Stresses							Combined (ksi)	Allowable Stress (Fb) (ksi)	Stress Ratio
	Axial (Y) (ksi)	Shear (X) (ksi)	Shear (Z) (ksi)	Torsion (ksi)	Bending (X) (ksi)	Bending (Z) (ksi)				
0.00	0.52	0.70	0.00	0.00	0.00	34.05	34.59	52.0	0.0	0.666
5.00	0.51	0.70	0.00	0.00	0.00	33.68	34.21	52.0	0.0	0.658
10.00	0.50	0.71	0.00	0.00	0.00	33.26	33.79	52.0	0.0	0.650
15.00	0.49	0.72	0.00	0.00	0.00	32.80	33.31	52.0	0.0	0.641
20.00	0.48	0.72	0.00	0.00	0.00	32.29	32.79	52.0	0.0	0.631
25.00	0.47	0.73	0.00	0.00	0.00	31.72	32.21	52.0	0.0	0.620
30.00	0.46	0.74	0.00	0.00	0.00	31.08	31.57	52.0	0.0	0.607
35.00	0.45	0.74	0.00	0.00	0.00	30.38	30.85	52.0	0.0	0.594
40.00	0.44	0.75	0.00	0.00	0.00	29.59	30.06	52.0	0.0	0.578
45.00	0.43	0.76	0.00	0.00	0.00	28.71	29.17	52.0	0.0	0.561
46.25	0.43	0.76	0.00	0.00	0.00	28.48	28.94	52.0	0.0	0.557
50.00	0.40	0.76	0.00	0.00	0.00	27.75	28.18	52.0	0.0	0.542
51.00	0.39	0.74	0.00	0.00	0.00	26.08	26.50	52.0	0.0	0.510
55.00	0.38	0.75	0.00	0.00	0.00	25.23	25.64	52.0	0.0	0.493
60.00	0.37	0.75	0.00	0.00	0.00	24.06	24.46	52.0	0.0	0.471
65.00	0.36	0.76	0.00	0.00	0.00	22.76	23.15	52.0	0.0	0.445
70.00	0.34	0.77	0.00	0.00	0.00	21.32	21.70	52.0	0.0	0.417
75.00	0.33	0.77	0.00	0.00	0.00	19.71	20.09	52.0	0.0	0.387
76.00	0.30	0.66	0.00	0.00	0.00	19.38	19.71	52.0	0.0	0.379
80.00	0.29	0.66	0.00	0.00	0.00	18.31	18.63	52.0	0.0	0.358
85.00	0.28	0.66	0.00	0.00	0.00	16.82	17.14	52.0	0.0	0.330
87.00	0.24	0.59	0.00	0.00	0.00	16.20	16.47	52.0	0.0	0.317
90.00	0.23	0.59	0.00	0.00	0.00	15.39	15.65	52.0	0.0	0.301
93.50	0.22	0.59	0.00	0.00	0.00	14.37	14.63	52.0	0.0	0.281
95.00	0.22	0.59	0.00	0.00	0.00	13.91	14.17	52.0	0.0	0.273
97.25	0.55	1.55	0.00	0.00	0.00	33.15	33.80	51.3	0.0	0.658
100.00	0.44	1.29	0.00	0.00	0.00	30.76	31.28	51.8	0.0	0.604
105.00	0.44	1.29	0.00	0.00	0.00	27.18	27.71	52.0	0.0	0.533
110.00	0.43	1.30	0.00	0.00	0.00	23.15	23.68	52.0	0.0	0.456
115.00	0.42	1.31	0.00	0.00	0.00	18.58	19.14	52.0	0.0	0.368
120.00	0.31	0.88	0.00	0.00	0.00	13.38	13.78	52.0	0.0	0.265
125.00	0.31	0.88	0.00	0.00	0.00	9.79	10.21	52.0	0.0	0.196
130.00	0.30	0.87	0.00	0.00	0.00	5.73	6.22	52.0	0.0	0.120
131.00	0.19	0.61	0.00	0.00	0.00	4.88	5.17	52.0	0.0	0.099
135.00	0.18	0.59	0.00	0.00	0.00	2.40	2.77	52.0	0.0	0.053
138.00	0.01	0.02	0.00	0.00	0.00	0.04	0.06	52.0	0.0	0.001
140.00	0.00	0.02	0.00	0.00	0.00	0.00	0.03	52.0	0.0	0.001

Pole : 310968  
 Location : WSPT-Westport Rebuild CT, CT  
 Height : 140.0 (ft)  
 Shape : 18 Sides  
 Base Dia : 47.13 (in)  
 Top Dia : 20.50 (in)  
 Taper : 0.200036 (in/ft)

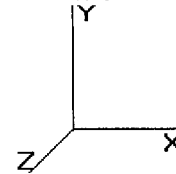
Code: TIA/EIA-222 Rev F

Copyright Semaan Engineering Solutions, Inc

2/25/2010 10:15:46 AM

Page: 9

Base Elev : 0.000 (ft)



<b>Load Case:</b> Ice	73.61 mph Wind with Ice	23 Iterations
Gust Response Factor : 1.69		
Dead Load Factor : 1.00		
Wind Load Factor : 1.00		

**Shaft Segment Forces**

Seg Top Elev (ft)	Description	Kz	qz (psf)	qzGh (psf)	C (mph-ft)	Cf	Ice Thick (in)	Tributary (ft)	Aa (sf)	CfAa (sf)	Wind Force X (lb)	Dead Load Ice (lb)	Tot Dead Load (lb)
0.00		0.00	1.00 13.871	23.44 289.10	0.650		0.50	0.00	0.000	0.00	0.0	0.0	0.0
5.00		0.00	1.00 13.871	23.44 282.96	0.650		0.50	5.00	19.846	12.90	302.4	143.9	1,389.4
10.00		0.00	1.00 13.871	23.44 276.83	0.650		0.50	5.00	19.429	12.63	296.0	140.8	1,359.3
15.00		0.00	1.00 13.871	23.44 270.69	0.650		0.50	5.00	19.012	12.36	289.7	137.7	1,329.2
20.00		0.00	1.00 13.871	23.44 264.56	0.650		0.50	5.00	18.596	12.09	283.3	134.6	1,299.1
25.00		0.00	1.00 13.871	23.44 258.42	0.650		0.50	5.00	18.179	11.82	277.0	131.5	1,269.0
30.00		0.00	1.00 13.871	23.44 252.29	0.650		0.50	5.00	17.762	11.55	270.6	128.5	1,238.9
35.00		0.00	1.01 14.106	23.84 248.23	0.650		0.50	5.00	17.345	11.27	268.8	125.4	1,208.9
40.00		0.00	1.05 14.655	24.76 246.70	0.650		0.50	5.00	16.929	11.00	272.5	122.3	1,178.8
45.00		0.00	1.09 15.156	25.61 244.48	0.650		0.50	5.00	16.512	10.73	274.9	119.2	1,148.7
46.25	Bot - Section 2	0.00	1.10 15.276	25.81 243.83	0.650		0.50	1.25	4.063	2.64	68.2	29.6	282.8
50.00		0.00	1.12 15.620	26.39 241.67	0.650		0.50	3.75	12.345	8.02	211.8	89.4	1,608.3
51.00	Top - Section 1	0.00	1.13 15.708	26.54 241.05	0.650		0.50	1.00	3.252	2.11	56.1	23.7	423.6
55.00		0.00	1.15 16.051	27.12 244.99	0.650		0.50	4.00	12.843	8.35	226.4	92.9	892.7
60.00		0.00	1.18 16.455	27.80 241.37	0.650		0.50	5.00	15.678	10.19	283.4	113.0	1,088.5
65.00		0.00	1.21 16.836	28.45 237.38	0.650		0.50	5.00	15.262	9.92	282.2	109.9	1,058.4
70.00		0.00	1.24 17.196	29.06 233.08	0.650		0.50	5.00	14.845	9.65	280.4	106.9	1,028.3
75.00		0.00	1.26 17.538	29.63 228.49	0.650		0.50	5.00	14.428	9.38	278.0	103.8	998.2
76.00	Appertunance(s)	0.00	1.26 17.605	29.75 227.54	0.650		0.50	1.00	2.836	1.84	54.8	20.6	196.3
80.00		0.00	1.28 17.865	30.19 223.64	0.650		0.50	4.00	11.176	7.26	219.3	80.5	772.3
85.00		0.00	1.31 18.177	30.71 218.57	0.650		0.50	5.00	13.595	8.84	271.4	97.6	938.0
87.00	Appertunance(s)	0.00	1.31 18.298	30.92 216.48	0.650		0.50	2.00	5.321	3.46	107.0	38.5	367.2
90.00		0.00	1.33 18.476	31.22 213.28	0.650		0.50	3.00	7.857	5.11	159.5	56.7	541.5
93.50	Bot - Section 3	0.00	1.34 18.678	31.56 209.46	0.650		0.50	3.50	8.977	5.83	184.2	64.6	618.0
95.00		0.00	1.35 18.764	31.71 207.80	0.650		0.50	1.50	3.831	2.49	79.0	27.8	350.4
97.25	Top - Section 2	0.00	1.36 18.889	31.92 205.27	0.650		0.50	2.25	5.677	3.69	117.8	41.0	518.7
100.0	Appertunance(s)	0.00	1.37 19.041	32.17 204.83	0.650		0.50	2.75	6.824	4.44	142.7	49.2	208.4
105.0		0.00	1.39 19.308	32.63 199.03	0.650		0.50	5.00	12.084	7.85	256.3	86.4	368.0
110.0		0.00	1.41 19.566	33.06 193.07	0.650		0.50	5.00	11.667	7.58	250.8	83.3	354.8
115.0		0.00	1.42 19.816	33.49 186.96	0.650		0.50	5.00	11.250	7.31	244.9	80.2	341.6
120.0	Appertunance(s)	0.00	1.44 20.059	33.89 180.73	0.650		0.50	5.00	10.834	7.04	238.7	77.1	328.4
125.0		0.00	1.46 20.294	34.29 174.36	0.650		0.50	5.00	10.417	6.77	232.2	74.1	315.2
130.0		0.00	1.48 20.523	34.68 167.88	0.650		0.50	5.00	10.000	6.50	225.4	71.0	302.0
131.0	Appertunance(s)	0.00	1.48 20.568	34.75 166.57	0.650		0.50	1.00	1.950	1.27	44.1	14.1	59.1
135.0		0.00	1.49 20.745	35.05 161.28	0.650		0.50	4.00	7.633	4.96	174.0	54.3	230.2
138.0	Appertunance(s)	0.00	1.50 20.876	35.28 157.27	0.650		0.50	3.00	5.550	3.61	127.3	39.6	167.3
140.0		0.00	1.51 20.962	35.42 154.58	0.650		0.50	2.00	3.617	2.35	83.3	25.9	109.0
Totals:								140.00			7,434.5	2,935.8	25,888.2

Pole : 310968  
 Location : WSPT-Westport Rebuild CT, CT  
 Height : 140.0 (ft)  
 Shape : 18 Sides  
 Base Dia : 47.13 (in)  
 Top Dia : 20.50 (in)  
 Taper : 0.200036 (in/ft)

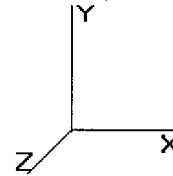
Code: TIA/EIA-222 Rev F

Copyright Semaan Engineering Solutions, Inc

2/25/2010 10:15:47 AM

Page: 10

Base Elev : 0.000 (ft)



**Load Case:** Ice

73.61 mph Wind with Ice

23 Iterations

Gust Response Factor : 1.69  
 Dead Load Factor : 1.00  
 Wind Load Factor : 1.00

**Discrete Appurtenance Segment Forces**

Elev (ft)	Description	Qty	qz (psf)	qzGh (psf)	CaAa Factor	Total CaAa (sf)	Horiz Ecc (ft)	Vert Ecc (ft)	Wind FX (lb)	Mom Y (lb-ft)	Mom Z (lb-ft)	Dead Load (lb)
76.00	Andrew DB844H80E-	6	17.605	29.752	0.88	22.65	0.000	0.000	673.91	0.00	0.00	212.28
76.00	Andrew 932DG65T2E-	3	17.605	29.752	0.76	9.21	0.000	0.000	274.05	0.00	0.00	86.16
76.00	Powerwave P65-16-	3	17.605	29.752	0.75	20.77	0.000	0.000	617.87	0.00	0.00	232.59
76.00	Flat Low Profile Pla	1	17.605	29.752	1.00	31.60	0.000	0.000	940.16	0.00	0.00	1,700.00
87.00	RFS ATMAA1412D-	3	18.298	30.923	0.50	2.09	0.000	0.000	64.48	0.00	0.00	61.80
87.00	Andrew	3	18.298	30.923	0.50	1.42	0.000	0.000	44.07	0.00	0.00	48.90
87.00	RFS APX16DWW-	3	18.298	30.923	0.67	14.77	0.000	0.000	456.85	0.00	0.00	208.14
87.00	Flat Low Profile Pla	1	18.298	30.923	1.00	31.60	0.000	0.000	977.18	0.00	0.00	1,700.00
100.0	14" x 9" TTA	12	19.041	32.179	0.50	8.76	0.000	0.000	281.88	0.00	0.00	216.00
100.0	Diplexer	6	19.041	32.179	0.50	2.64	0.000	0.000	84.95	0.00	0.00	58.80
100.0	Flat Low Profile Pla	1	19.041	32.179	1.00	31.60	0.000	0.000	1,016.84	0.00	0.00	1,700.00
100.0	56" x 6" Panel	6	19.041	32.179	0.75	17.91	0.000	0.000	576.32	0.00	0.00	228.18
120.0	Flat Low Profile Pla	1	20.059	33.899	1.00	31.60	0.000	0.000	1,071.22	0.00	0.00	1,700.00
120.0	48" x 8" Panel	12	20.059	33.899	0.91	46.85	0.000	0.000	1,588.07	0.00	0.00	483.59
131.0	Flat Low Profile Pla	1	20.568	34.759	1.00	31.60	0.000	0.000	1,098.40	0.00	0.00	1,700.00
131.0	KMW AM-X-WM-17-65-	3	20.568	34.759	0.72	7.93	0.000	0.000	275.54	0.00	0.00	141.00
131.0	KMW	3	20.568	34.759	0.50	2.04	0.000	0.000	70.91	0.00	0.00	70.05
138.0	Flat Platform w/ Han	1	20.876	35.280	1.00	48.40	0.000	0.000	1,707.56	0.00	0.00	2,450.00
138.0	6' Omni	3	20.876	35.280	1.00	6.39	0.000	0.000	225.44	0.00	0.00	114.72
138.0	8' Omni	2	20.876	35.280	1.00	6.46	0.000	0.000	227.91	0.00	0.00	124.00
138.0	6' Omni	2	20.876	35.280	1.00	4.26	0.000	0.000	150.29	0.00	0.00	76.48
138.0	8' FM Antenna	1	21.047	35.569	1.00	15.00	0.000	4.000	533.54	0.00	2,134.17	75.00
138.0	6' Dipole	1	20.876	35.280	1.00	5.50	0.000	0.000	194.04	0.00	0.00	50.00
									13,151.48			13,437.69

Pole : 310968  
 Location : WSPT-Westport Rebuild CT, CT  
 Height : 140.0 (ft)  
 Shape : 18 Sides  
 Base Dia : 47.13 (in)  
 Top Dia : 20.50 (in)  
 Taper : 0.200036 (in/ft)

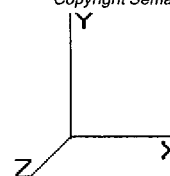
Code: TIA/EIA-222 Rev F

Copyright Semaan Engineering Solutions, Inc

2/25/2010 10:15:47 AM

Page: 11

Base Elev : 0.000 (ft)



<b>Load Case:</b> Ice	73.61 mph Wind with Ice	23 Iterations
Gust Response Factor : 1.69		
Dead Load Factor : 1.00		
Wind Load Factor : 1.00		

**Linear Appurtenance Segment Forces**

Seg Top Elev (ft)	Description	Exposed To Wind	Length (ft)	Weight (lb/ft)	CaAa (sf/ft)	qz (psf)	FX (lb)	Dead Load (lb)
5.00	(12) 1 5/8" Coax	Yes	5.00	20.00	0.50	13.871	58.61	100.00
10.00	(12) 1 5/8" Coax	Yes	5.00	20.00	0.50	13.871	58.61	100.00
15.00	(12) 1 5/8" Coax	Yes	5.00	20.00	0.50	13.871	58.61	100.00
20.00	(12) 1 5/8" Coax	Yes	5.00	20.00	0.50	13.871	58.61	100.00
25.00	(12) 1 5/8" Coax	Yes	5.00	20.00	0.50	13.871	58.61	100.00
30.00	(12) 1 5/8" Coax	Yes	5.00	20.00	0.50	13.871	58.61	100.00
35.00	(12) 1 5/8" Coax	Yes	5.00	20.00	0.50	14.106	59.60	100.00
40.00	(12) 1 5/8" Coax	Yes	5.00	20.00	0.50	14.655	61.92	100.00
45.00	(12) 1 5/8" Coax	Yes	5.00	20.00	0.50	15.156	64.04	100.00
46.25	(12) 1 5/8" Coax	Yes	1.25	20.00	0.50	15.276	16.13	25.00
50.00	(12) 1 5/8" Coax	Yes	3.75	20.00	0.50	15.620	49.49	75.00
51.00	(12) 1 5/8" Coax	Yes	1.00	20.00	0.50	15.708	13.27	20.00
55.00	(12) 1 5/8" Coax	Yes	4.00	20.00	0.50	16.051	54.25	80.00
60.00	(12) 1 5/8" Coax	Yes	5.00	20.00	0.50	16.455	69.52	100.00
65.00	(12) 1 5/8" Coax	Yes	5.00	20.00	0.50	16.836	71.13	100.00
70.00	(12) 1 5/8" Coax	Yes	5.00	20.00	0.50	17.196	72.65	100.00
75.00	(12) 1 5/8" Coax	Yes	5.00	20.00	0.50	17.538	74.10	100.00
76.00	(12) 1 5/8" Coax	Yes	1.00	20.00	0.50	17.605	14.88	20.00
80.00	(12) 1 5/8" Coax	Yes	4.00	20.00	0.50	17.865	60.38	80.00
85.00	(12) 1 5/8" Coax	Yes	5.00	20.00	0.50	18.177	76.80	100.00
87.00	(12) 1 5/8" Coax	Yes	2.00	20.00	0.50	18.298	30.92	40.00
<b>Totals:</b>							1,140.72	1,740.00



Pole : 310968  
 Location : WSPT-Westport Rebuild CT, CT  
 Height : 140.0 (ft)  
 Shape : 18 Sides  
 Base Dia : 47.13 (in)  
 Top Dia : 20.50 (in)  
 Taper : 0.200036 (in/ft)

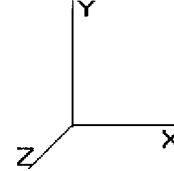
Code : TIA/EIA-222 Rev F

Copyright Semaan Engineering Solutions, Inc

2/25/2010 10:15:47 AM

Page: 12

Base Elev : 0.000 (ft)



<b>Load Case:</b> Ice	73.61 mph Wind with Ice	23 Iterations
Gust Response Factor : 1.69		
Dead Load Factor : 1.00		
Wind Load Factor : 1.00		

**Applied Segment Forces Summary**

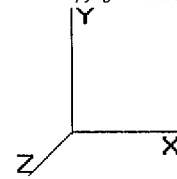
Seg Elev (ft)	Lateral FX (-) (lb)	Axial FY (-) (lb)	Torsion MY (lb-ft)	Moment MZ (lb-ft)
0.00	0.00	0.00	0.00	0.00
5.00	361.01	1,673.62	0.00	0.00
10.00	354.66	1,643.53	0.00	0.00
15.00	348.30	1,613.44	0.00	0.00
20.00	341.95	1,583.35	0.00	0.00
25.00	335.60	1,553.26	0.00	0.00
30.00	329.25	1,523.17	0.00	0.00
35.00	328.38	1,493.08	0.00	0.00
40.00	334.44	1,462.98	0.00	0.00
45.00	338.95	1,432.89	0.00	0.00
46.25	84.31	353.81	0.00	0.00
50.00	261.31	1,821.45	0.00	0.00
51.00	69.39	480.47	0.00	0.00
55.00	280.69	1,120.08	0.00	0.00
60.00	352.92	1,372.71	0.00	0.00
65.00	353.37	1,342.61	0.00	0.00
70.00	353.06	1,312.52	0.00	0.00
75.00	352.06	1,282.43	0.00	0.00
76.00	2,575.70	2,484.15	0.00	0.00
80.00	279.70	960.35	0.00	0.00
85.00	348.24	1,173.05	0.00	0.00
87.00	1,680.44	2,480.00	0.00	0.00
90.00	159.46	622.53	0.00	0.00
93.50	184.18	712.49	0.00	0.00
95.00	78.97	390.87	0.00	0.00
97.25	117.80	579.41	0.00	0.00
100.0	2,102.72	2,485.67	0.00	0.00
105.0	256.30	453.62	0.00	0.00
110.0	250.77	440.41	0.00	0.00
115.0	244.90	427.19	0.00	0.00
120.0	2,898.00	2,597.57	0.00	0.00
125.0	232.22	362.97	0.00	0.00
130.0	225.45	349.75	0.00	0.00
131.0	1,488.91	1,979.66	0.00	0.00
135.0	173.96	253.30	0.00	0.00
138.0	3,166.07	3,074.81	0.00	2,134.17
140.0	83.28	109.00	0.00	0.00
<b>Totals:</b>	<b>21,726.74</b>	<b>45,002.22</b>	<b>0.00</b>	<b>2,134.17</b>

Pole : 310968  
 Location : WSPT-Westport Rebuild CT, CT  
 Height : 140.0 (ft)  
 Shape : 18 Sides  
 Base Dia : 47.13 (in)  
 Top Dia : 20.50 (in)  
 Taper : 0.200036 (in/ft)

Code : TIA/EIA-222 Rev F

Copyright Semaan Engineering Solutions, Inc  
 2/25/2010 10:15:47 AM  
 Page: 13

Base Elev : 0.000 (ft)



<b>Load Case:</b> Ice	73.61 mph Wind with Ice	23 Iterations
Gust Response Factor : 1.69		
Dead Load Factor : 1.00		
Wind Load Factor : 1.00		

**Calculated Shaft Forces and Deflections**

Seg Elev (ft)	Lateral FX (-) (kips)	Axial FY (-) (kips)	Lateral FZ (kips)	Moment MX (ft-kips)	Torsion MY (ft-kips)	Moment MZ (ft-kips)	X Deflect (in)	Z Deflect (in)	Total Deflect (in)	Rotation (deg)
0.00	-21.784	-44.974	0.000	0.000	0.000	-2,093.588	0.000	0.000	0.000	0.000
5.00	-21.529	-43.247	0.000	0.000	0.000	-1,984.672	-0.077	0.000	0.077	-0.143
10.00	-21.273	-41.552	0.000	0.000	0.000	-1,877.031	-0.303	0.000	0.303	-0.287
15.00	-21.017	-39.887	0.000	0.000	0.000	-1,770.667	-0.682	0.000	0.682	-0.432
20.00	-20.759	-38.253	0.000	0.000	0.000	-1,665.587	-1.214	0.000	1.214	-0.579
25.00	-20.501	-36.651	0.000	0.000	0.000	-1,561.794	-1.900	0.000	1.900	-0.727
30.00	-20.241	-35.080	0.000	0.000	0.000	-1,459.293	-2.741	0.000	2.741	-0.876
35.00	-19.975	-33.541	0.000	0.000	0.000	-1,358.089	-3.738	0.000	3.738	-1.025
40.00	-19.696	-32.034	0.000	0.000	0.000	-1,258.214	-4.891	0.000	4.891	-1.174
45.00	-19.376	-30.577	0.000	0.000	0.000	-1,159.734	-6.201	0.000	6.201	-1.323
46.25	-19.323	-30.200	0.000	0.000	0.000	-1,135.515	-6.552	0.000	6.552	-1.361
50.00	-19.052	-28.362	0.000	0.000	0.000	-1,063.055	-7.666	0.000	7.666	-1.473
51.00	-19.006	-27.859	0.000	0.000	0.000	-1,044.004	-7.978	0.000	7.978	-1.503
55.00	-18.754	-26.706	0.000	0.000	0.000	-967.981	-9.288	0.000	9.288	-1.621
60.00	-18.419	-25.302	0.000	0.000	0.000	-874.213	-11.058	0.000	11.058	-1.754
65.00	-18.076	-23.931	0.000	0.000	0.000	-782.121	-12.966	0.000	12.966	-1.884
70.00	-17.728	-22.593	0.000	0.000	0.000	-691.741	-15.007	0.000	15.007	-2.010
75.00	-17.356	-21.302	0.000	0.000	0.000	-603.104	-17.177	0.000	17.177	-2.131
76.00	-14.708	-18.901	0.000	0.000	0.000	-585.749	-17.626	0.000	17.626	-2.155
80.00	-14.424	-17.927	0.000	0.000	0.000	-526.916	-19.472	0.000	19.472	-2.248
85.00	-14.051	-16.750	0.000	0.000	0.000	-454.797	-21.885	0.000	21.885	-2.358
87.00	-12.282	-14.331	0.000	0.000	0.000	-426.695	-22.882	0.000	22.882	-2.401
90.00	-12.113	-13.701	0.000	0.000	0.000	-389.848	-24.411	0.000	24.411	-2.464
93.50	-11.909	-12.987	0.000	0.000	0.000	-347.455	-26.244	0.000	26.244	-2.535
95.00	-11.821	-12.593	0.000	0.000	0.000	-329.592	-27.045	0.000	27.045	-2.565
97.25	-11.687	-12.010	0.000	0.000	0.000	-302.996	-28.264	0.000	28.264	-2.608
100.0	-9.494	-9.601	0.000	0.000	0.000	-270.858	-29.781	0.000	29.781	-2.658
105.0	-9.247	-9.129	0.000	0.000	0.000	-223.389	-32.676	0.000	32.676	-2.864
110.0	-9.001	-8.675	0.000	0.000	0.000	-177.153	-35.777	0.000	35.777	-3.050
115.0	-8.754	-8.240	0.000	0.000	0.000	-132.151	-39.060	0.000	39.060	-3.210
120.0	-5.723	-5.801	0.000	0.000	0.000	-88.384	-42.493	0.000	42.493	-3.339
125.0	-5.478	-5.444	0.000	0.000	0.000	-59.770	-46.044	0.000	46.044	-3.436
130.0	-5.235	-5.106	0.000	0.000	0.000	-32.382	-49.681	0.000	49.681	-3.505
131.0	-3.628	-3.220	0.000	0.000	0.000	-27.148	-50.416	0.000	50.416	-3.515
135.0	-3.440	-2.977	0.000	0.000	0.000	-12.634	-53.373	0.000	53.373	-3.543
138.0	-0.090	-0.104	0.000	0.000	0.000	-0.180	-55.602	0.000	55.602	-3.552
140.0	-0.083	0.000	0.000	0.000	0.000	0.000	-57.089	0.000	57.089	-3.552

Pole : 310968  
 Location : WSPT-Westport Rebuild CT, CT  
 Height : 140.0 (ft)  
 Shape : 18 Sides  
 Base Dia : 47.13 (in)  
 Top Dia : 20.50 (in)  
 Taper : 0.200036 (in/ft)

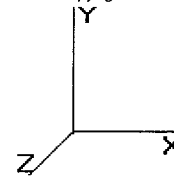
Code: TIA/EIA-222 Rev F

Copyright Semaan Engineering Solutions, Inc

2/25/2010 10:15:47 AM

Page: 14

Base Elev : 0.000 (ft)



<b>Load Case:</b> Ice	73.61 mph Wind with Ice	23 Iterations
Gust Response Factor : 1.69		
Dead Load Factor : 1.00		
Wind Load Factor : 1.00		

**Calculated Stresses**

Seg Elev (ft)	Applied Stresses							Combined (ksi)	Allowable Stress (Fb) (ksi)	Stress Ratio
	Axial (Y) (ksi)	Shear (X) (ksi)	Shear (Z) (ksi)	Torsion (ksi)	Bending (X) (ksi)	Bending (Z) (ksi)				
0.00	0.61	0.59	0.00	0.00	0.00	29.57	30.20	52.0	0.0	0.581
5.00	0.60	0.60	0.00	0.00	0.00	29.28	29.90	52.0	0.0	0.575
10.00	0.59	0.61	0.00	0.00	0.00	28.96	29.56	52.0	0.0	0.569
15.00	0.58	0.61	0.00	0.00	0.00	28.59	29.19	52.0	0.0	0.562
20.00	0.57	0.62	0.00	0.00	0.00	28.18	28.76	52.0	0.0	0.553
25.00	0.55	0.63	0.00	0.00	0.00	27.71	28.29	52.0	0.0	0.544
30.00	0.54	0.63	0.00	0.00	0.00	27.19	27.76	52.0	0.0	0.534
35.00	0.53	0.64	0.00	0.00	0.00	26.61	27.17	52.0	0.0	0.523
40.00	0.52	0.65	0.00	0.00	0.00	25.95	26.50	52.0	0.0	0.510
45.00	0.51	0.65	0.00	0.00	0.00	25.22	25.76	52.0	0.0	0.496
46.25	0.51	0.66	0.00	0.00	0.00	25.03	25.56	52.0	0.0	0.492
50.00	0.49	0.66	0.00	0.00	0.00	24.41	24.92	52.0	0.0	0.479
51.00	0.47	0.64	0.00	0.00	0.00	22.95	23.44	52.0	0.0	0.451
55.00	0.46	0.65	0.00	0.00	0.00	22.22	22.71	52.0	0.0	0.437
60.00	0.45	0.66	0.00	0.00	0.00	21.22	21.70	52.0	0.0	0.417
65.00	0.44	0.66	0.00	0.00	0.00	20.11	20.57	52.0	0.0	0.396
70.00	0.42	0.67	0.00	0.00	0.00	18.86	19.32	52.0	0.0	0.372
75.00	0.41	0.68	0.00	0.00	0.00	17.48	17.93	52.0	0.0	0.345
76.00	0.37	0.58	0.00	0.00	0.00	17.19	17.58	52.0	0.0	0.338
80.00	0.36	0.58	0.00	0.00	0.00	16.26	16.65	52.0	0.0	0.320
85.00	0.34	0.58	0.00	0.00	0.00	14.97	15.35	52.0	0.0	0.295
87.00	0.30	0.52	0.00	0.00	0.00	14.43	14.75	52.0	0.0	0.284
90.00	0.29	0.52	0.00	0.00	0.00	13.72	14.04	52.0	0.0	0.270
93.50	0.28	0.52	0.00	0.00	0.00	12.84	13.15	52.0	0.0	0.253
95.00	0.28	0.52	0.00	0.00	0.00	12.43	12.74	52.0	0.0	0.245
97.25	0.70	1.37	0.00	0.00	0.00	29.66	30.45	51.3	0.0	0.593
100.00	0.57	1.14	0.00	0.00	0.00	27.56	28.20	51.8	0.0	0.545
105.00	0.56	1.15	0.00	0.00	0.00	24.43	25.07	52.0	0.0	0.482
110.00	0.55	1.16	0.00	0.00	0.00	20.88	21.53	52.0	0.0	0.414
115.00	0.55	1.17	0.00	0.00	0.00	16.84	17.50	52.0	0.0	0.337
120.00	0.40	0.80	0.00	0.00	0.00	12.21	12.69	52.0	0.0	0.244
125.00	0.39	0.80	0.00	0.00	0.00	8.98	9.48	52.0	0.0	0.182
130.00	0.38	0.79	0.00	0.00	0.00	5.31	5.86	52.0	0.0	0.113
131.00	0.24	0.56	0.00	0.00	0.00	4.54	4.88	52.0	0.0	0.094
135.00	0.23	0.55	0.00	0.00	0.00	2.27	2.68	52.0	0.0	0.052
138.00	0.01	0.01	0.00	0.00	0.00	0.03	0.05	52.0	0.0	0.001
140.00	0.00	0.01	0.00	0.00	0.00	0.00	0.02	52.0	0.0	0.000

Pole : 310968  
 Location : WSPT-Westport Rebuild CT, CT  
 Height : 140.0 (ft)  
 Shape : 18 Sides  
 Base Dia : 47.13 (in)  
 Top Dia : 20.50 (in)  
 Taper : 0.200036 (in/ft)

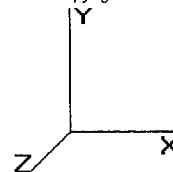
Code: TIA/EIA-222 Rev F

Copyright Semaan Engineering Solutions, Inc

2/25/2010 10:15:47 AM

Page: 15

Base Elev : 0.000 (ft)



<b>Load Case:</b> Twist/Sway	50.00 mph Wind with No Ice	22 Iterations
Gust Response Factor : 1.69		
Dead Load Factor : 1.00		
Wind Load Factor : 1.00		

**Shaft Segment Forces**

Seg Top Elev (ft)	Description	Kz	qz (psf)	qzGh (psf)	C (mph-ft)	Cf	Ice Thick (in)	Tributary (ft)	Aa (sf)	CfAa (sf)	Wind Force X (lb)	Dead Load Ice (lb)	Tot Dead Load (lb)	
0.00		0.00	1.00	6.400	10.81	196.37	0.650	0.00	0.00	0.000	0.00	0.0	0.0	
5.00		0.00	1.00	6.400	10.81	192.20	0.650	0.00	5.00	19.429	12.63	136.6	0.0	1,245.5
10.00		0.00	1.00	6.400	10.81	188.04	0.650	0.00	5.00	19.012	12.36	133.7	0.0	1,218.5
15.00		0.00	1.00	6.400	10.81	183.87	0.650	0.00	5.00	18.596	12.09	130.7	0.0	1,191.5
20.00		0.00	1.00	6.400	10.81	179.70	0.650	0.00	5.00	18.179	11.82	127.8	0.0	1,164.5
25.00		0.00	1.00	6.400	10.81	175.53	0.650	0.00	5.00	17.762	11.55	124.9	0.0	1,137.5
30.00		0.00	1.00	6.400	10.81	171.37	0.650	0.00	5.00	17.345	11.27	121.9	0.0	1,110.5
35.00		0.00	1.01	6.509	10.99	168.61	0.650	0.00	5.00	16.929	11.00	121.0	0.0	1,083.5
40.00		0.00	1.05	6.762	11.42	167.57	0.650	0.00	5.00	16.512	10.73	122.6	0.0	1,056.5
45.00		0.00	1.09	6.993	11.81	166.06	0.650	0.00	5.00	16.095	10.46	123.6	0.0	1,029.5
46.25	Bot - Section 2	0.00	1.10	7.048	11.91	165.62	0.650	0.00	1.25	3.959	2.57	30.6	0.0	253.1
50.00		0.00	1.12	7.207	12.17	164.16	0.650	0.00	3.75	12.032	7.82	95.3	0.0	1,518.9
51.00	Top - Section 1	0.00	1.13	7.248	12.24	163.74	0.650	0.00	1.00	3.169	2.06	25.2	0.0	399.9
55.00		0.00	1.15	7.406	12.51	166.41	0.650	0.00	4.00	12.509	8.13	101.8	0.0	799.8
60.00		0.00	1.18	7.592	12.83	163.95	0.650	0.00	5.00	15.262	9.92	127.3	0.0	975.5
65.00		0.00	1.21	7.768	13.12	161.24	0.650	0.00	5.00	14.845	9.65	126.7	0.0	948.5
70.00		0.00	1.24	7.934	13.40	158.32	0.650	0.00	5.00	14.428	9.38	125.7	0.0	921.4
75.00		0.00	1.26	8.092	13.67	155.20	0.650	0.00	5.00	14.011	9.11	124.5	0.0	894.4
76.00	Appertunance(s)	0.00	1.26	8.123	13.72	154.56	0.650	0.00	1.00	2.752	1.79	24.6	0.0	175.6
80.00		0.00	1.28	8.242	13.93	151.91	0.650	0.00	4.00	10.842	7.05	98.2	0.0	691.8
85.00		0.00	1.31	8.387	14.17	148.46	0.650	0.00	5.00	13.178	8.57	121.4	0.0	840.4
87.00	Appertunance(s)	0.00	1.31	8.442	14.26	147.04	0.650	0.00	2.00	5.154	3.35	47.8	0.0	328.6
90.00		0.00	1.33	8.525	14.40	144.87	0.650	0.00	3.00	7.607	4.94	71.2	0.0	484.8
93.50	Bot - Section 3	0.00	1.34	8.618	14.56	142.28	0.650	0.00	3.50	8.685	5.65	82.2	0.0	553.3
95.00		0.00	1.35	8.657	14.63	141.15	0.650	0.00	1.50	3.706	2.41	35.2	0.0	322.6
97.25	Top - Section 2	0.00	1.36	8.715	14.72	139.43	0.650	0.00	2.25	5.489	3.57	52.6	0.0	477.6
100.0	Appertunance(s)	0.00	1.37	8.785	14.84	139.13	0.650	0.00	2.75	6.595	4.29	63.6	0.0	159.2
105.0		0.00	1.39	8.908	15.05	135.19	0.650	0.00	5.00	11.667	7.58	114.2	0.0	281.6
110.0		0.00	1.41	9.028	15.25	131.14	0.650	0.00	5.00	11.250	7.31	111.6	0.0	271.5
115.0		0.00	1.42	9.143	15.45	126.99	0.650	0.00	5.00	10.834	7.04	108.8	0.0	261.4
120.0	Appertunance(s)	0.00	1.44	9.255	15.64	122.76	0.650	0.00	5.00	10.417	6.77	105.9	0.0	251.2
125.0		0.00	1.46	9.363	15.82	118.43	0.650	0.00	5.00	10.000	6.50	102.9	0.0	241.1
130.0		0.00	1.48	9.469	16.00	114.03	0.650	0.00	5.00	9.584	6.23	99.7	0.0	231.0
131.0	Appertunance(s)	0.00	1.48	9.490	16.03	113.14	0.650	0.00	1.00	1.867	1.21	19.5	0.0	45.0
135.0		0.00	1.49	9.572	16.17	109.55	0.650	0.00	4.00	7.300	4.75	76.8	0.0	175.9
138.0	Appertunance(s)	0.00	1.50	9.632	16.27	106.83	0.650	0.00	3.00	5.300	3.45	56.1	0.0	127.7
140.0		0.00	1.51	9.672	16.34	105.00	0.650	0.00	2.00	3.450	2.24	36.7	0.0	83.1
Totals:								140.00			3,328.9	0.0	22,952.4	

Pole : 310968  
 Location : WSPT-Westport Rebuild CT, CT  
 Height : 140.0 (ft)  
 Shape : 18 Sides  
 Base Dia : 47.13 (in)  
 Top Dia : 20.50 (in)  
 Taper : 0.200036 (in/ft)

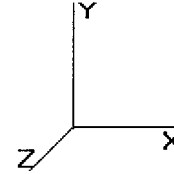
Code: TIA/EIA-222 Rev F

Copyright Semaan Engineering Solutions, Inc

2/25/2010 10:15:48 AM

Page: 16

Base Elev : 0.000 (ft)



<b>Load Case:</b> Twist/Sway	50.00 mph Wind with No Ice	22 Iterations
Gust Response Factor : 1.69		
Dead Load Factor : 1.00		
Wind Load Factor : 1.00		

**Discrete Appurtenance Segment Forces**

Elev (ft)	Description	Qty	qz (psf)	qzGh (psf)	CaAa Factor	Total CaAa (sf)	Horiz Ecc (ft)	Vert Ecc (ft)	Wind FX (lb)	Mom Y (lb-ft)	Mom Z (lb-ft)	Dead Load (lb)
76.00	Andrew DB844H80E-	6	8.123	13.727	0.88	19.69	0.000	0.000	270.35	0.00	0.00	60.00
76.00	Andrew 932DG65T2E-	3	8.123	13.727	0.76	7.96	0.000	0.000	109.23	0.00	0.00	28.50
76.00	Powerwave P65-16-	3	8.123	13.727	0.75	18.90	0.000	0.000	259.44	0.00	0.00	99.00
76.00	Flat Low Profile Pla	1	8.123	13.727	1.00	26.10	0.000	0.000	358.28	0.00	0.00	1,500.00
87.00	RFS ATMAA1412D-	3	8.442	14.268	0.50	1.75	0.000	0.000	25.04	0.00	0.00	39.00
87.00	Andrew	3	8.442	14.268	0.50	1.14	0.000	0.000	16.27	0.00	0.00	33.00
87.00	RFS APX16DWW-	3	8.442	14.268	0.67	13.47	0.000	0.000	192.14	0.00	0.00	118.80
87.00	Flat Low Profile Pla	1	8.442	14.268	1.00	26.10	0.000	0.000	372.39	0.00	0.00	1,500.00
100.0	14" x 9" TTA	12	8.785	14.847	0.50	7.38	0.000	0.000	109.57	0.00	0.00	120.00
100.0	Diplexer	6	8.785	14.847	0.50	2.10	0.000	0.000	31.18	0.00	0.00	30.00
100.0	Flat Low Profile Pla	1	8.785	14.847	1.00	26.10	0.000	0.000	387.50	0.00	0.00	1,500.00
100.0	56" x 6" Panel	6	8.785	14.847	0.75	15.53	0.000	0.000	230.50	0.00	0.00	120.00
120.0	Flat Low Profile Pla	1	9.255	15.641	1.00	26.10	0.000	0.000	408.22	0.00	0.00	1,500.00
120.0	48" x 8" Panel	12	9.255	15.641	0.91	40.73	0.000	0.000	637.07	0.00	0.00	168.00
131.0	Flat Low Profile Pla	1	9.490	16.038	1.00	26.10	0.000	0.000	418.58	0.00	0.00	1,500.00
131.0	KMW AM-X-WM-17-65-	3	9.490	16.038	0.72	6.83	0.000	0.000	109.47	0.00	0.00	90.00
131.0	KMW	3	9.490	16.038	0.50	1.69	0.000	0.000	27.18	0.00	0.00	47.70
138.0	Flat Platform w/ Han	1	9.632	16.278	1.00	42.40	0.000	0.000	690.18	0.00	0.00	2,000.00
138.0	6' Omni	3	9.632	16.278	1.00	5.28	0.000	0.000	85.94	0.00	0.00	75.00
138.0	8' Omni	2	9.632	16.278	1.00	4.80	0.000	0.000	78.13	0.00	0.00	80.00
138.0	6' Omni	2	9.632	16.278	1.00	3.52	0.000	0.000	57.30	0.00	0.00	50.00
138.0	8' FM Antenna	1	9.711	16.411	1.00	10.00	0.000	4.000	164.11	0.00	656.46	50.00
138.0	6' Dipole	1	9.632	16.278	1.00	4.00	0.000	0.000	65.11	0.00	0.00	30.00
									5,103.20			10,739.00

Pole : 310968  
 Location : WSPT-Westport Rebuild CT, CT  
 Height : 140.0 (ft)  
 Shape : 18 Sides  
 Base Dia : 47.13 (in)  
 Top Dia : 20.50 (in)  
 Taper : 0.200036 (in/ft)

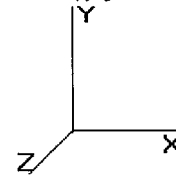
Code: TIA/EIA-222 Rev F

Copyright Semaan Engineering Solutions, Inc

2/25/2010 10:15:48 AM

Page: 17

Base Elev : 0.000 (ft)



<b>Load Case:</b> Twist/Sway	50.00 mph Wind with No Ice	22 Iterations
Gust Response Factor : 1.69		
Dead Load Factor : 1.00		
Wind Load Factor : 1.00		

**Linear Appurtenance Segment Forces**

Seg Top Elev (ft)	Description	Exposed To Wind	Length (ft)	Weight (lb/ft)	CaAa (sf/ft)	qz (psf)	FX (lb)	Dead Load (lb)
5.00	(12) 1 5/8" Coax	Yes	5.00	9.84	0.40	6.400	21.63	49.20
10.00	(12) 1 5/8" Coax	Yes	5.00	9.84	0.40	6.400	21.63	49.20
15.00	(12) 1 5/8" Coax	Yes	5.00	9.84	0.40	6.400	21.63	49.20
20.00	(12) 1 5/8" Coax	Yes	5.00	9.84	0.40	6.400	21.63	49.20
25.00	(12) 1 5/8" Coax	Yes	5.00	9.84	0.40	6.400	21.63	49.20
30.00	(12) 1 5/8" Coax	Yes	5.00	9.84	0.40	6.400	21.63	49.20
35.00	(12) 1 5/8" Coax	Yes	5.00	9.84	0.40	6.509	22.00	49.20
40.00	(12) 1 5/8" Coax	Yes	5.00	9.84	0.40	6.762	22.85	49.20
45.00	(12) 1 5/8" Coax	Yes	5.00	9.84	0.40	6.993	23.64	49.20
46.25	(12) 1 5/8" Coax	Yes	1.25	9.84	0.40	7.048	5.96	12.30
50.00	(12) 1 5/8" Coax	Yes	3.75	9.84	0.40	7.207	18.27	36.90
51.00	(12) 1 5/8" Coax	Yes	1.00	9.84	0.40	7.248	4.90	9.84
55.00	(12) 1 5/8" Coax	Yes	4.00	9.84	0.40	7.406	20.02	39.36
60.00	(12) 1 5/8" Coax	Yes	5.00	9.84	0.40	7.592	25.66	49.20
65.00	(12) 1 5/8" Coax	Yes	5.00	9.84	0.40	7.768	26.25	49.20
70.00	(12) 1 5/8" Coax	Yes	5.00	9.84	0.40	7.934	26.82	49.20
75.00	(12) 1 5/8" Coax	Yes	5.00	9.84	0.40	8.092	27.35	49.20
76.00	(12) 1 5/8" Coax	Yes	1.00	9.84	0.40	8.123	5.49	9.84
80.00	(12) 1 5/8" Coax	Yes	4.00	9.84	0.40	8.242	22.29	39.36
85.00	(12) 1 5/8" Coax	Yes	5.00	9.84	0.40	8.387	28.35	49.20
87.00	(12) 1 5/8" Coax	Yes	2.00	9.84	0.40	8.442	11.41	19.68
<b>Totals:</b>							<b>421.05</b>	<b>856.08</b>

Pole : 310968  
 Location : WSPT-Westport Rebuild CT, CT  
 Height : 140.0 (ft)  
 Shape : 18 Sides  
 Base Dia : 47.13 (in)  
 Top Dia : 20.50 (in)  
 Taper : 0.200036 (in/ft)

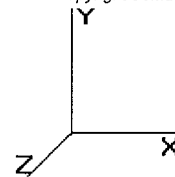
Code: TIA/EIA-222 Rev F

Copyright Semaan Engineering Solutions, Inc

2/25/2010 10:15:48 AM

Page: 18

Base Elev : 0.000 (ft)



<b>Load Case:</b> Twist/Sway	50.00 mph Wind with No Ice	22 Iterations
Gust Response Factor : 1.69		
Dead Load Factor : 1.00		
Wind Load Factor : 1.00		

**Applied Segment Forces Summary**

Seg Elev (ft)	Lateral FX (-) (lb)	Axial FY (-) (lb)	Torsion MY (lb-ft)	Moment MZ (lb-ft)
0.00	0.00	0.00	0.00	0.00
5.00	158.23	1,478.94	0.00	0.00
10.00	155.30	1,451.93	0.00	0.00
15.00	152.37	1,424.93	0.00	0.00
20.00	149.44	1,397.92	0.00	0.00
25.00	146.51	1,370.92	0.00	0.00
30.00	143.58	1,343.91	0.00	0.00
35.00	143.03	1,316.91	0.00	0.00
40.00	145.50	1,289.90	0.00	0.00
45.00	147.28	1,262.90	0.00	0.00
46.25	36.60	311.50	0.00	0.00
50.00	113.52	1,693.96	0.00	0.00
51.00	30.13	446.59	0.00	0.00
55.00	121.79	986.55	0.00	0.00
60.00	152.94	1,208.88	0.00	0.00
65.00	152.92	1,181.88	0.00	0.00
70.00	152.56	1,154.87	0.00	0.00
75.00	151.90	1,127.87	0.00	0.00
76.00	1,027.35	1,909.83	0.00	0.00
80.00	120.46	839.17	0.00	0.00
85.00	149.75	1,024.66	0.00	0.00
87.00	665.05	2,093.10	0.00	0.00
90.00	71.23	565.83	0.00	0.00
93.50	82.22	647.85	0.00	0.00
95.00	35.25	363.10	0.00	0.00
97.25	52.55	538.38	0.00	0.00
100.0	822.39	2,003.47	0.00	0.00
105.0	114.17	367.22	0.00	0.00
110.0	111.57	357.09	0.00	0.00
115.0	108.81	346.96	0.00	0.00
120.0	1,151.20	2,004.84	0.00	0.00
125.0	102.86	288.91	0.00	0.00
130.0	99.68	278.78	0.00	0.00
131.0	574.69	1,692.24	0.00	0.00
135.0	76.76	198.99	0.00	0.00
138.0	1,196.86	2,429.99	0.00	656.46
140.0	36.65	83.08	0.00	0.00
<b>Totals:</b>	<b>8,853.11</b>	<b>38,483.83</b>	<b>0.00</b>	<b>656.46</b>

Pole : 310968  
 Location : WSPT-Westport Rebuild CT, CT  
 Height : 140.0 (ft)  
 Shape : 18 Sides  
 Base Dia : 47.13 (in)  
 Top Dia : 20.50 (in)  
 Taper : 0.200036 (in/ft)

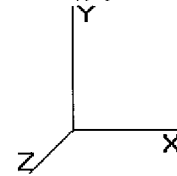
Code: TIA/EIA-222 Rev F

Copyright Semaan Engineering Solutions, Inc

2/25/2010 10:15:48 AM

Page: 19

Base Elev : 0.000 (ft)



<b>Load Case:</b> Twist/Sway	50.00 mph Wind with No Ice	22 Iterations
Gust Response Factor : 1.69		
Dead Load Factor : 1.00		
Wind Load Factor : 1.00		

**Calculated Shaft Forces and Deflections**

Seg Elev (ft)	Lateral FX (-) (kips)	Axial FY (-) (kips)	Lateral FZ (kips)	Moment MX (ft-kips)	Torsion MY (ft-kips)	Moment MZ (ft-kips)	X Deflect (in)	Z Deflect (in)	Total Deflect (in)	Rotation (deg)
0.00	-8.872	-38.479	0.000	0.000	0.000	-834.619	0.000	0.000	0.000	0.000
5.00	-8.750	-36.992	0.000	0.000	0.000	-790.260	-0.031	0.000	0.031	-0.057
10.00	-8.628	-35.531	0.000	0.000	0.000	-746.512	-0.121	0.000	0.121	-0.114
15.00	-8.507	-34.098	0.000	0.000	0.000	-703.373	-0.272	0.000	0.272	-0.172
20.00	-8.386	-32.692	0.000	0.000	0.000	-660.840	-0.483	0.000	0.483	-0.230
25.00	-8.265	-31.314	0.000	0.000	0.000	-618.912	-0.756	0.000	0.756	-0.289
30.00	-8.145	-29.962	0.000	0.000	0.000	-577.587	-1.090	0.000	1.090	-0.348
35.00	-8.023	-28.638	0.000	0.000	0.000	-536.864	-1.486	0.000	1.486	-0.407
40.00	-7.895	-27.341	0.000	0.000	0.000	-496.752	-1.944	0.000	1.944	-0.466
45.00	-7.754	-26.075	0.000	0.000	0.000	-457.276	-2.463	0.000	2.463	-0.524
46.25	-7.728	-25.759	0.000	0.000	0.000	-447.584	-2.603	0.000	2.603	-0.539
50.00	-7.609	-24.063	0.000	0.000	0.000	-418.605	-3.044	0.000	3.044	-0.584
51.00	-7.587	-23.613	0.000	0.000	0.000	-410.996	-3.168	0.000	3.168	-0.596
55.00	-7.474	-22.621	0.000	0.000	0.000	-380.650	-3.687	0.000	3.687	-0.642
60.00	-7.326	-21.408	0.000	0.000	0.000	-343.282	-4.388	0.000	4.388	-0.694
65.00	-7.176	-20.222	0.000	0.000	0.000	-306.652	-5.142	0.000	5.142	-0.745
70.00	-7.024	-19.063	0.000	0.000	0.000	-270.773	-5.950	0.000	5.950	-0.795
75.00	-6.865	-17.934	0.000	0.000	0.000	-235.653	-6.807	0.000	6.807	-0.842
76.00	-5.816	-16.037	0.000	0.000	0.000	-228.788	-6.985	0.000	6.985	-0.851
80.00	-5.693	-15.196	0.000	0.000	0.000	-205.526	-7.714	0.000	7.714	-0.887
85.00	-5.534	-14.171	0.000	0.000	0.000	-177.061	-8.667	0.000	8.667	-0.930
87.00	-4.840	-12.087	0.000	0.000	0.000	-165.992	-9.060	0.000	9.060	-0.947
90.00	-4.764	-11.521	0.000	0.000	0.000	-151.474	-9.663	0.000	9.663	-0.972
93.50	-4.674	-10.873	0.000	0.000	0.000	-134.800	-10.386	0.000	10.386	-0.999
95.00	-4.635	-10.509	0.000	0.000	0.000	-127.788	-10.702	0.000	10.702	-1.011
97.25	-4.576	-9.970	0.000	0.000	0.000	-117.359	-11.182	0.000	11.182	-1.027
100.0	-3.725	-7.979	0.000	0.000	0.000	-104.773	-11.780	0.000	11.780	-1.047
105.0	-3.614	-7.609	0.000	0.000	0.000	-86.148	-12.920	0.000	12.920	-1.126
110.0	-3.504	-7.250	0.000	0.000	0.000	-68.079	-14.139	0.000	14.139	-1.198
115.0	-3.394	-6.902	0.000	0.000	0.000	-50.560	-15.428	0.000	15.428	-1.259
120.0	-2.202	-4.922	0.000	0.000	0.000	-33.590	-16.775	0.000	16.775	-1.309
125.0	-2.095	-4.635	0.000	0.000	0.000	-22.580	-18.167	0.000	18.167	-1.346
130.0	-1.990	-4.358	0.000	0.000	0.000	-12.105	-19.591	0.000	19.591	-1.371
131.0	-1.375	-2.680	0.000	0.000	0.000	-10.116	-19.879	0.000	19.879	-1.375
135.0	-1.294	-2.482	0.000	0.000	0.000	-4.615	-21.036	0.000	21.036	-1.386
138.0	-0.039	-0.082	0.000	0.000	0.000	-0.077	-21.908	0.000	21.908	-1.389
140.0	-0.037	0.000	0.000	0.000	0.000	0.000	-22.490	0.000	22.490	-1.389



Pole : 310968  
 Location : WSPT-Westport Rebuild CT, CT  
 Height : 140.0 (ft)  
 Shape : 18 Sides  
 Base Dia : 47.13 (in)  
 Top Dia : 20.50 (in)  
 Taper : 0.200036 (in/ft)

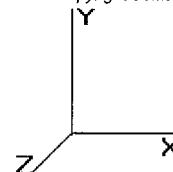
Code: TIA/EIA-222 Rev F

Copyright Semaan Engineering Solutions, Inc

2/25/2010 10:15:48 AM

Page: 20

Base Elev : 0.000 (ft)



<b>Load Case:</b> Twist/Sway	50.00 mph Wind with No Ice	22 Iterations
Gust Response Factor : 1.69		
Dead Load Factor : 1.00		
Wind Load Factor : 1.00		

**Calculated Stresses**

Seg Elev (ft)	Applied Stresses							Combined (ksi)	Allowable Stress (Fb) (ksi)	Stress Ratio
	Axial (Y) (ksi)	Shear (X) (ksi)	Shear (Z) (ksi)	Torsion (ksi)	Bending (X) (ksi)	Bending (Z) (ksi)				
0.00	0.52	0.24	0.00	0.00	0.00	11.79	12.32	52.0	0.0	0.237
5.00	0.51	0.24	0.00	0.00	0.00	11.66	12.18	52.0	0.0	0.234
10.00	0.50	0.25	0.00	0.00	0.00	11.52	12.03	52.0	0.0	0.231
15.00	0.49	0.25	0.00	0.00	0.00	11.36	11.86	52.0	0.0	0.228
20.00	0.48	0.25	0.00	0.00	0.00	11.18	11.67	52.0	0.0	0.225
25.00	0.47	0.25	0.00	0.00	0.00	10.98	11.46	52.0	0.0	0.221
30.00	0.46	0.25	0.00	0.00	0.00	10.76	11.24	52.0	0.0	0.216
35.00	0.46	0.26	0.00	0.00	0.00	10.52	10.98	52.0	0.0	0.211
40.00	0.45	0.26	0.00	0.00	0.00	10.25	10.70	52.0	0.0	0.206
45.00	0.44	0.26	0.00	0.00	0.00	9.94	10.39	52.0	0.0	0.200
46.25	0.43	0.26	0.00	0.00	0.00	9.86	10.31	52.0	0.0	0.198
50.00	0.41	0.26	0.00	0.00	0.00	9.61	10.03	52.0	0.0	0.193
51.00	0.40	0.26	0.00	0.00	0.00	9.03	9.44	52.0	0.0	0.182
55.00	0.39	0.26	0.00	0.00	0.00	8.74	9.14	52.0	0.0	0.176
60.00	0.38	0.26	0.00	0.00	0.00	8.33	8.72	52.0	0.0	0.168
65.00	0.37	0.26	0.00	0.00	0.00	7.88	8.26	52.0	0.0	0.159
70.00	0.36	0.27	0.00	0.00	0.00	7.38	7.76	52.0	0.0	0.149
75.00	0.35	0.27	0.00	0.00	0.00	6.83	7.19	52.0	0.0	0.138
76.00	0.31	0.23	0.00	0.00	0.00	6.71	7.04	52.0	0.0	0.135
80.00	0.30	0.23	0.00	0.00	0.00	6.34	6.66	52.0	0.0	0.128
85.00	0.29	0.23	0.00	0.00	0.00	5.83	6.13	52.0	0.0	0.118
87.00	0.25	0.20	0.00	0.00	0.00	5.61	5.87	52.0	0.0	0.113
90.00	0.25	0.20	0.00	0.00	0.00	5.33	5.59	52.0	0.0	0.108
93.50	0.24	0.21	0.00	0.00	0.00	4.98	5.23	52.0	0.0	0.101
95.00	0.23	0.21	0.00	0.00	0.00	4.82	5.07	52.0	0.0	0.097
97.25	0.58	0.54	0.00	0.00	0.00	11.49	12.10	51.3	0.0	0.236
100.00	0.47	0.45	0.00	0.00	0.00	10.66	11.16	51.8	0.0	0.216
105.00	0.47	0.45	0.00	0.00	0.00	9.42	9.92	52.0	0.0	0.191
110.00	0.46	0.45	0.00	0.00	0.00	8.02	8.52	52.0	0.0	0.164
115.00	0.46	0.45	0.00	0.00	0.00	6.44	6.94	52.0	0.0	0.134
120.00	0.34	0.31	0.00	0.00	0.00	4.64	5.01	52.0	0.0	0.096
125.00	0.33	0.30	0.00	0.00	0.00	3.39	3.76	52.0	0.0	0.072
130.00	0.33	0.30	0.00	0.00	0.00	1.99	2.37	52.0	0.0	0.046
131.00	0.20	0.21	0.00	0.00	0.00	1.69	1.93	52.0	0.0	0.037
135.00	0.20	0.21	0.00	0.00	0.00	0.83	1.09	52.0	0.0	0.021
138.00	0.01	0.01	0.00	0.00	0.00	0.01	0.02	52.0	0.0	0.000
140.00	0.00	0.01	0.00	0.00	0.00	0.00	0.01	52.0	0.0	0.000

Pole : 310968  
 Location : WSPT-Westport Rebuild CT, CT  
 Height : 140.0 (ft)  
 Shape : 18 Sides  
 Base Dia : 47.13 (in)  
 Top Dia : 20.50 (in)  
 Taper : 0.200036 (in/ft)

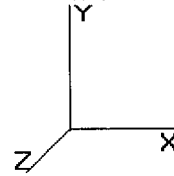
Code: TIA/EIA-222 Rev F

Copyright Semaan Engineering Solutions, Inc

2/25/2010 10:15:49 AM

Page: 21

Base Elev : 0.000 (ft)



### Analysis Summary

Load Case	Reactions						Max Stresses			
	Shear FX (kips)	Shear FZ (kips)	Axial FY (kips)	Moment MX (ft-kips)	Moment MY (ft-kips)	Moment MZ (ft-kips)	Combined Stress (ksi)	Allowable Stress (ksi)	Elev (ft)	Stress Ratio
No Ice	25.6	0.00	38.45	0.00	0.00	2410.86	34.59	52.0	0.00	0.666
Ice	21.8	0.00	44.97	0.00	0.00	2093.59	30.45	51.3	97.25	0.593
Twist/Sway	8.9	0.00	38.48	0.00	0.00	834.62	12.32	52.0	0.00	0.237

Pole : 310968  
 Location : WSPT-Westport Rebuild CT, CT  
 Height : 140.0 (ft)  
 Shape : 18 Sides  
 Base Dia : 47.13 (in)  
 Top Dia : 20.50 (in)  
 Taper : 0.200036 (in/ft)

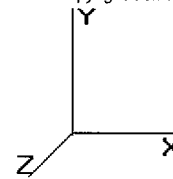
Code : TIA/EIA-222 Rev F

Copyright Semaan Engineering Solutions, Inc

2/25/2010 10:15:49 AM

Page : 22

Base Elev : 0.000 (ft)



## Base Summary

### Reactions

Original Design			Analysis			
Moment (kip-ft)	Axial (kip)	Shear (kip)	Moment (kip-ft)	Axial (kip)	Shear (kip)	Moment Design %
3,550.00	37.00	35.00	2,410.86	44.97	25.64	67.91

### Base Plate

Yield (ksi)	Thick (in)	Width (in)	Style	Poly Sides	Clip Len (in)	Effective Len (in)	Moment (kip-in)	Allow Stress (ksi)	Applied Stress (ksi)	Stress Ratio
50.0	3.250	54.000	Clipped	0	12.00	9.349	281.84	49.99	17.12	0.34

### Anchor Bolts

Bolt Circle	Num Bolts	Bolt Type	Bolt Dia (in)	Yield (ksi)	Ultimate (ksi)	Arrange	Cluster Dist (in)	Start Angle (deg)	Compression			Tension		
									Force (kip)	Allow (kip)	Ratio	Force (kip)	Allow (kip)	Ratio
54.00	16	2.25" 18J	2.25	75.00	100.00	Clustered	6.00	45.0	136.75	194.98	0.70	131.13	194.98	0.67


180 Trumbull Street  
 Hartford, CT 06103-3597  
 Main (860) 275-8200  
 Fax (860) 275-8299  
 kbaldwin@rc.com  
 Direct (860) 275-8345

ORIGINAL

February 16, 2010

*Via Hand Delivery*

S. Derek Phelps  
 Executive Director  
 Connecticut Siting Council  
 10 Franklin Square  
 New Britain, CT 06051



Re: **Notice of Exempt Modification – Antenna Swap  
 Bayberry Lane, Westport, Connecticut**

Dear Mr. Phelps:

Cellco Partnership d/b/a Verizon Wireless (“Cellco”) currently maintains wireless telecommunications antennas at the 76-foot level on the existing 140-foot tower at the above-referenced address. The tower is owned by American Tower Corporation. The Council approved Cellco’s use of the existing tower in 1998. Cellco now intends to modify its installation by replacing six (6) of its cellular antennas with three (3) model DB854DG65ESX cellular antennas and three (3) model P65-16-XL-2 LTE antennas, all at the same 76-foot level on the tower. Attached behind Tab 1 are the specifications for the proposed replacement antennas.

Please accept this letter as notification pursuant to R.C.S.A. § 16-50j-73, for construction that constitutes an exempt modification pursuant to R.C.S.A. § 16-50j-72(b)(2). In accordance with R.C.S.A. § 16-50j-73, a copy of this letter is being sent to Gordon F. Joseloff, First Selectman for the Town of Westport. Please note that the Town of Westport is the owner of the property on which the tower is located.

The planned modifications to the facility fall squarely within those activities explicitly provided for in R.C.S.A. § 16-50j-72(b)(2).

1. The proposed modifications will not result in any increase in the height of the existing tower. Cellco’s antennas will be located at the same 76-foot level on the existing 140-foot tower.



*Law Offices*

BOSTON

PROVIDENCE

HARTFORD

NEW LONDON

STAMFORD

WHITE PLAINS

NEW YORK CITY

ALBANY

SARASOTA

*www.rc.com*

10205993-v1

# ROBINSON & COLE<sub>LLP</sub>

S. Derek Phelps  
February 16, 2010  
Page 2

2. The proposed modifications will not involve any modifications to ground-mounted equipment and, therefore, will not require the extension of the site boundaries.

3. The proposed modifications will not increase noise levels at the facility by six decibels or more.

4. The operation of the replacement antennas will not increase radio frequency (RF) power density levels at the facility to a level at or above the Federal Communications Commission (FCC) adopted safety standard. A cumulative power density table for Cellco's modified facility is included behind Tab 2.

Also attached is a Structural Analysis Report confirming that the tower and foundation can support Cellco's proposed antennas modification. (See Tab 3).

For the foregoing reasons, Cellco respectfully submits that the proposed modifications to the above-referenced telecommunications facility constitutes an exempt modification under R.C.S.A. § 16-50j-72(b)(2).

Sincerely,



Kenneth C. Baldwin

Enclosures

Copy to:

Gordon F. Joseloff, Westport First Selectman  
Sandy M. Carter



HORIZONTAL BEAMWIDTH	65°	65°	65°	
FREQUENCY RANGE	824-960 MHz	806-960 MHz	806-896 MHz	
	DUAL ARRAY	DUAL ARRAY	DUAL ARRAY	
	12.3 dBd / 1° to 15° Tilt	13 & 13.5 dBd / 0° Tilt	13 dBd / 0° Tilt	
**MODEL	*D100-0036-0061	DB854LG65AXY	DB854DG65ESX	
TYPE	±45° Panel, Remote TILT	±45° Directed Dipole	±45° Diversity Panel	
<b>ELECTRICAL SPECIFICATIONS</b>				
Frequency Range (MHz)	824-960	806-896	870-960	806-896
Gain (dBd/dBi)	12.3 / 14.4	13 / 15.1	13.5 / 15.6	13 / 15.1
Horizontal Beamwidth (Deg.)	65	65	65	65
Elevation Beamwidth (Deg.)	17	16	15	14
USLS (dB)	N/A	>17	>17	>18
Null Fill (dB) – Below Peak	N/A	N/A	N/A	N/A
Beam Tilt (Deg.)	1-15	0	0	0
VSWR	<1.5:1 (824-870 MHz) <1.38:1 (870-960 MHz)	<1.33:1	<1.33:1	<1.33:1
Front-To-Back Ratio (dB)	25	40	40	30
Isolation (dB)	>30	>30	>30	>30
Max. Input Power (Watts)	500	500	500	500
Polarization	+45°/-45°	+45°/-45°	+45°/-45°	+45°/-45°
Connector Location	Bottom	Back	Back	Bottom
Connector Type	7-16 DIN - Female	7-16 DIN - Female	7-16 DIN - Female	7-16 DIN - Female
<b>MECHANICAL SPECIFICATIONS</b>				
Length (inch/mm)	46.8 / 1,189	48 / 1,219	48 / 1,219	48.5 / 1,232
Width (inch/mm)	10.6 / 269	13 / 330	13 / 330	12.5 / 318
Depth (inch/mm)	5.4 / 137	7 / 178	7 / 178	6 / 152
Net Weight (lbs/kg)	22 / 10.0	21 / 9.5	21 / 9.5	18.5 / 8.4
Max. Flat Plate Area (ft²/m²)	2.33 / 0.22	2.15 / 0.2	2.15 / 0.2	1.83 / 0.17
Max. Wind Load at 100 mph (lb/f/N)	93 / 414	118 / 527	118 / 527	100 / 445
Max. Wind Speed (mph/kmh)	125 / 201	125 / 201	125 / 201	150 / 241
Radome Material	UV Protected Radome	ABS, UV Resistant	ABS, UV Resistant	ABS, UV Resistant
Reflector Material	Aluminum	Pass. Aluminum	Pass. Aluminum	Pass. Aluminum
Radiator Material	Aluminum	Aluminum	Aluminum	Aluminum
Hardware Material	Galvanized Steel	Galvanized Steel	Galvanized Steel	Galvanized Steel
Color	Off White	Light Gray	Light Gray	Light Gray
Std. Mounting Hardware	D000-0002-0000	DB380	DB380	DB380
Optional Downtilt Kit	N/A	DB5083	DB5083	DB5083
Optional Special Mounting	N/A	DB5084-AZ	DB5084-AZ	DB5084-AZ

Specifications are subject to change. Please see our website for the latest information.

\*TELE-TILT® compatible.

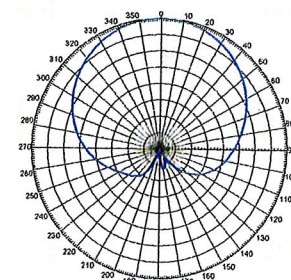
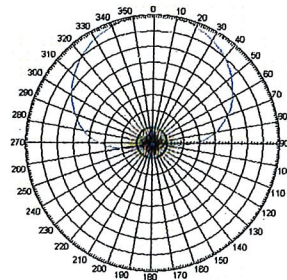
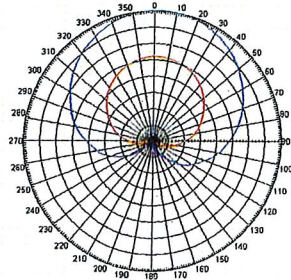
\*\*When ordering CTSDG/D100 series antennas, add an "M" to the end of the model number to include mounting hardware. The standard mounting hardware for the CTSDG/D100 antennas includes mechanical downtilting.

D100-0036-0061

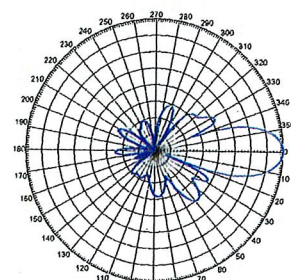
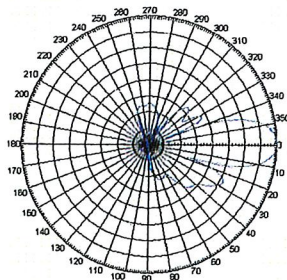
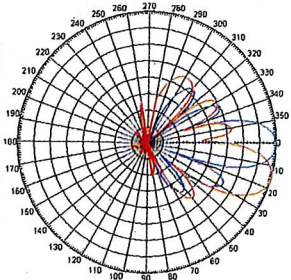
DB854LG65AXY

DB854DG65ESX

Azimuth Pattern



Elevation Pattern



Scale: 10° radials, 5 dB per division

# P65-16-XL

## Very Low Broadband Antennas

-2

POLARIZATION: Dual linear  $\pm 45^\circ$   
 FREQUENCY (MHz): 698-894  
 HORIZONTAL BEAM WIDTH ( $^\circ$ ): 65  
 GAIN (dBi/dBd): 16.0/13.9  
 TILT: 2  
 LENGTH: 72"

### ELECTRICAL SPECIFICATIONS\*

	698-806	698-894	806-894
Frequency range (MHz)			
Frequency band (MHz)	698-806		806-894
Gain (dBi/dBd)	15.5/13.4		16.0/13.9
Polarization			
Nominal Impedance ( $\Omega$ )			
VSWR			
Horizontal beam width, -3 dB ( $^\circ$ )	68		65
Vertical beam width, -3 dB ( $^\circ$ )	10.5		9.5
Electrical down tilt ( $^\circ$ )			
Side lobe suppression, vertical 1st upper (dB)	> 15		> 15
Isolation between inputs (dB)	> 30		> 30
Tracking, horizontal plane $\pm 60^\circ$ (dB)	< 2		< 2
First null fill (dB)	-		-
Vertical beam squint ( $^\circ$ )	< 0.5		< 0.5
Front to back ratio (dB)	> 30		> 30
Front to back ratio, total power (dB)	> 25		> 25
Cross polar discrimination (XPD) $0^\circ$ (dB)	> 15	> 15	> 15
Cross polar discrimination (XPD) $\pm 60^\circ$ (dB)	> 10		> 10
Far field coupling			
IM3, 2xTx@43dBm (dBc)	-153		
IM7, 2xTx@43dBm (dBc)			
Power handling, average per input (W)			
Power handling, average total (W)			

### MECHANICAL SPECIFICATIONS\*

Connector	2 X 7/16 DIN Female
Connector position	Bottom
Dimensions, HxWxD, mm (ft)	72" x 12" x 5" (1829 x 305 x 125)
Mounting	Pre-mounted Tilt Brackets
Weight, with brackets, kg (lbs)	44 (20)
Weight, without brackets, kg (lbs)	33 (15)
Wind load, frontal/lateral/rear side 42 m/s Cd=1.6 (N)	1380
Maximum operational wind speed, m/s (mph)	100 (45)
Survival wind speed, m/s (mph)	125 (55)
Lightning protection	DC Ground
Radome material	PVC
Radome colour	Light Grey
Package size, HxWxD, mm (ft)	82" x 16" x 10" (2082 x 400 x 255)
Shipping weight, kg (lbs)	55 (25)
RET	N/A
Brackets	7256.00, 7454.00, 2210.00

\*All specifications subject to change without notice. Please contact your Powerwave representative for complete performance data.

### ANTENNA PATTERNS\*

For detailed patterns visit <http://www.powerwave.com/rpa/>.

Site Name: Westport 2 Tower Height: Verizon @ 76ft		General	Power	Density				
CARRIER	# OF CHAN.	WATTS ERP	HEIGHT	CALC. POWER DENS	FREQ.	MAX. PERMISS. EXP.	FRACTION MPE	Total
*T-Mobile	8	194	87	0.0737	1945	1.0000	7.37%	
*T-Mobile	2	776	87	0.0737	2100	1.0000	7.37%	
*Cingular	11	100	100	0.0396	880	0.5867	6.74%	
*Sprint	11	360.62	130	0.0844	1962.5	1.0000	8.44%	
*AT&T	4	153.19	110	0.0182	1945	1.0000	1.82%	
*Nextel	4	50	120	0.0050	851	0.5673	0.88%	
*FBI	1	238.86	145	0.0041	167.6875	0.2000	2.04%	
*Westport Fire	1	562.34	145	0.0096	460.575	0.3071	3.13%	
*Westport Fire	1	1068.45	145	0.0183	460.625	0.3071	5.95%	
*Westport Fire Low Band	1	50	145	0.0009	46.22	0.2000	0.43%	
*Westport Police	1	1000	145	0.0171	855.712	0.5705	3.00%	
*Westport Police	1	398.11	145	0.0068	866.925	0.5780	1.18%	
*Westport Townwide	1	56.25	145	0.0010	453.775	0.3025	0.32%	
<b>Verizon</b>	<b>3</b>	<b>407</b>	<b>76</b>	<b>0.0760</b>	<b>1970</b>	<b>1.0000</b>	<b>7.60%</b>	
<b>Verizon</b>	<b>9</b>	<b>311</b>	<b>76</b>	<b>0.1742</b>	<b>869</b>	<b>0.5793</b>	<b>30.08%</b>	
<b>Verizon</b>	<b>1</b>	<b>719</b>	<b>76</b>	<b>0.0448</b>	<b>757</b>	<b>0.4973</b>	<b>9.00%</b>	
								<b>95.35%</b>
* Source: Siting Council								






---

## Structural Analysis Report

**Structure** : 140 ft PennSummit Monopole  
**ATC Site Name** : WSPT-Westport Rebuild CT, CT  
**ATC Site Number** : 310968  
**Proposed Carrier** : Verizon  
**Carrier Site Name** : Westport 2  
**Carrier Site Number** : N/A  
**County** : Fairfield  
**Eng. Number** : 44309523  
**Date** : February 25, 2010\*  
**Usage** : 70%  
**Portholes Required** : No

Submitted by:  
Christina Minor  
Design Engineer

**American Tower Engineering Services**  
400 Regency Forest Drive  
Cary, NC 27518  
Phone: 919-468-0112



**Introduction**

The purpose of this report is to summarize results of the structural analysis performed on the 140 ft PennSummit Monopole located east of the intersection of Merritt Parkway and Bayberry Lane, Westport, CT 06880, Fairfield County (ATC site #310968). The tower was originally designed and manufactured by PennSummit (PJF Job #29204-0171, dated July 1, 2004).

**Analysis**

The tower was analyzed using Semaan Engineering Solutions, Inc., Software. The analysis assumes that the tower is in good, undamaged, and non-corroded condition.

Basic Wind Speed: 85 mph (Fastest Mile)  
 Radial Ice: 74 mph (Fastest Mile) w/ 1/2" ice  
 Code: TIA/EIA-222-F / 2003 IBC Criteria per Section 1609.1.1, Exception (5) and Section 3108.4 w/ 2005 CT Supplement and 2008 CT Amendments

**Antenna Loads**

The following antenna loads were used in the tower analysis.

**Existing Antennas**

Elev. (ft)	Qty	Antennas	Mount	Coax	Carrier
138.0	3	6' Omni	Platform w/ Handrails	(3) 1 5/8"	Westport Fire Dept.
	2	8' Omni		(2) 7/8"	
	1	6' Dipole		(1) 7/8"	
	1	8' FM Antenna		(2) 7/8"	US Treasury
	2	6' Omni		(2) 7/8"	
131.0	3	KMW AM-X-WM-17-65-00T	Low Profile Platform	(6) 1 1/4"	Sprint Nextel
	3	KMW KMDAPS2020000		-	
120.0	12	48" x 8" Panel	Low Profile Platform	(12) 1 1/4"	
100.0	12	14" x 9" TTA	Low Profile Platform	-	AT&T Mobility
	6	Diplexer		(1) 0.315"	
	6	56" x 6" Panel		(12) 1 5/8"	
87.0	3	RFS ATMAA1412D-1A20	Low Profile Platform	-	T-Mobile
	3	Andrew ETW190VS12UB		-	
	3	RFS APX16DWV-16DWV-S-E-ACU		(12) 1 5/8"	

**Proposed Antennas**

Elev. (ft)	Qty	Antennas	Mount	Coax	Carrier
76.0	3	Powerwave P65-16-XL-2	Low Profile Platform	(3) 1 5/8"	Verizon
	3	Andrew 932DG65T2E-M		(6) 1 5/8"	
	6	Andrew DB844H80E-XY		(3) 1 5/8"	

Install proposed coax inside of monopole.

**Results**

The maximum structure usage is: 70%

Additional exit and/or entry ports may be required to accommodate the running of the proposed lines to the proposed antennas. These additional ports **may not** be installed without installation drawings providing the location, size and welding requirements of each port.

To ensure compliance with all conditions of this structural analysis, port installation drawings shall be provided by American Tower's Engineering Department under a subsequent project.

Pole Reactions	Original Design Reactions	Current Analysis Reactions	% Of Design
Moment (ft-kips)	3,550.0	2,410.9	68
Shear (kips)	35.0	25.6	73

The structure base reactions resulting from this analysis are acceptable when compared to the reactions shown on the original structure drawings, therefore no modification or reinforcement of the foundation will be required.

**Conclusion**

Based on the analysis results, the structure meets the requirements per TIA/EIA-222-F and 2003 IBC standards with 2005 CT supplement and 2008 CT amendments.

The tower and foundation can support the existing and proposed antennas with the TX line distribution as described in this report.

If you have any questions or require additional information, please call 919-466-5619.

### **Standard Conditions**

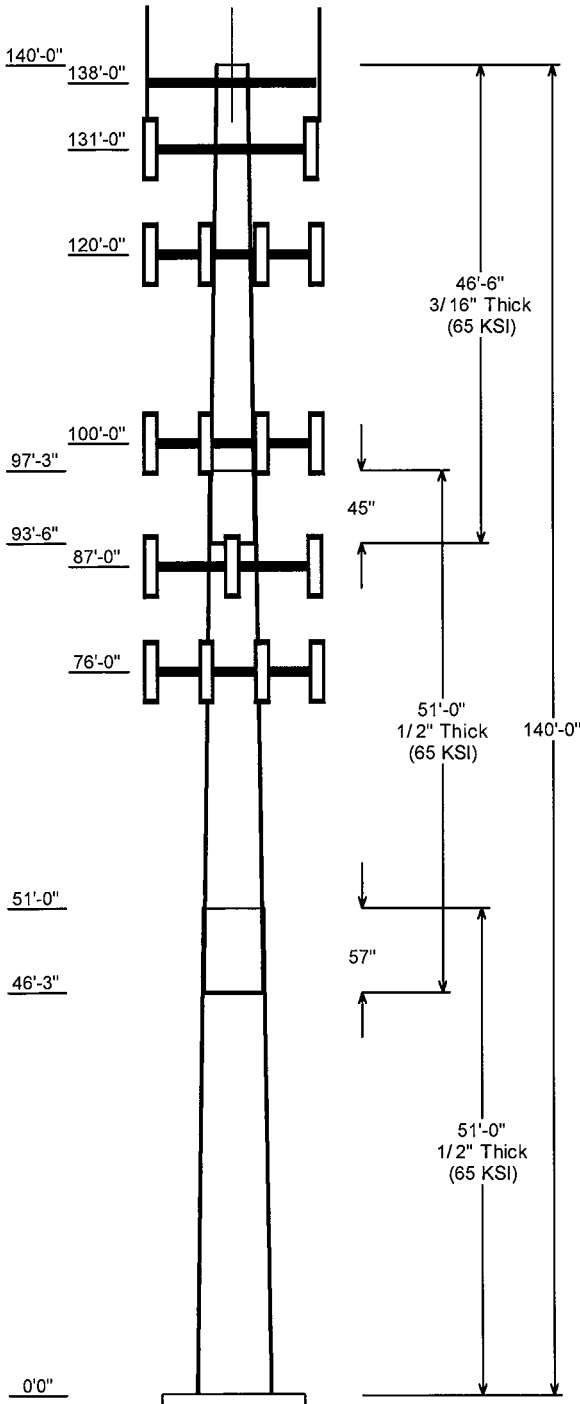
All engineering services are performed on the basis that the information used is current and correct. This information may consist of, but is not necessary limited, to:

- Information supplied by the client regarding the structure itself, the antenna and feed line loading on the structure and its components, or other relevant information.
- Information from drawings in the possession of American Tower Corporation, or generated by field inspections or measurements of the structure.

It is the responsibility of the client to ensure that the information provided to ATC Engineering Services and used in the performance of our engineering services is correct and complete. In the absence of information to the contrary, we assume that all structures were constructed in accordance with the drawings and specifications and are in an un-corroded condition and have not deteriorated; and we, therefore, assume that their capacity has not significantly changed from the "as new" condition.

All services will be performed to the codes specified by the client, and we do not imply to meet any other codes or requirements unless explicitly agreed in writing. If wind and ice loads or other relevant parameters are to be different from the minimum values recommended by the codes, the client shall specify the exact requirement. In the absence of information to the contrary, all work will be performed in accordance with the latest relevant revision of ANSI/EIA-222.

All services are performed, results obtained, and recommendations made in accordance with generally accepted engineering principles and practices. ATC Engineering Services is not responsible for the conclusions, opinions and recommendations made by others based on the information we supply.



Job Information	
Pole :	310968
Code:	TIA/EIA-222 Rev F
Description :	140 ft PennSummit Monopole
Client :	Verizon
Location :	WSPT-Westport Rebuild CT, CT
Shape :	18 Sides
Base Elev (ft):	0.00
Height :	140.00 (ft)
Taper:	0.200036(in/ft)

Sections Properties								
Shaft Section	Length (ft)	Diameter (in)		Thick Joint (in)	Type	Overlap Length (in)	Taper (in/ft)	Steel Grade (ksi)
		Across Top	Flats Bottom					
1	51.000	36.92	47.13	0.500		0.000	0.200036	65
2	51.000	28.67	38.87	0.500	Slip Joint	57.000	0.200036	65
3	46.500	20.50	29.80	0.188	Slip Joint	45.000	0.200036	65

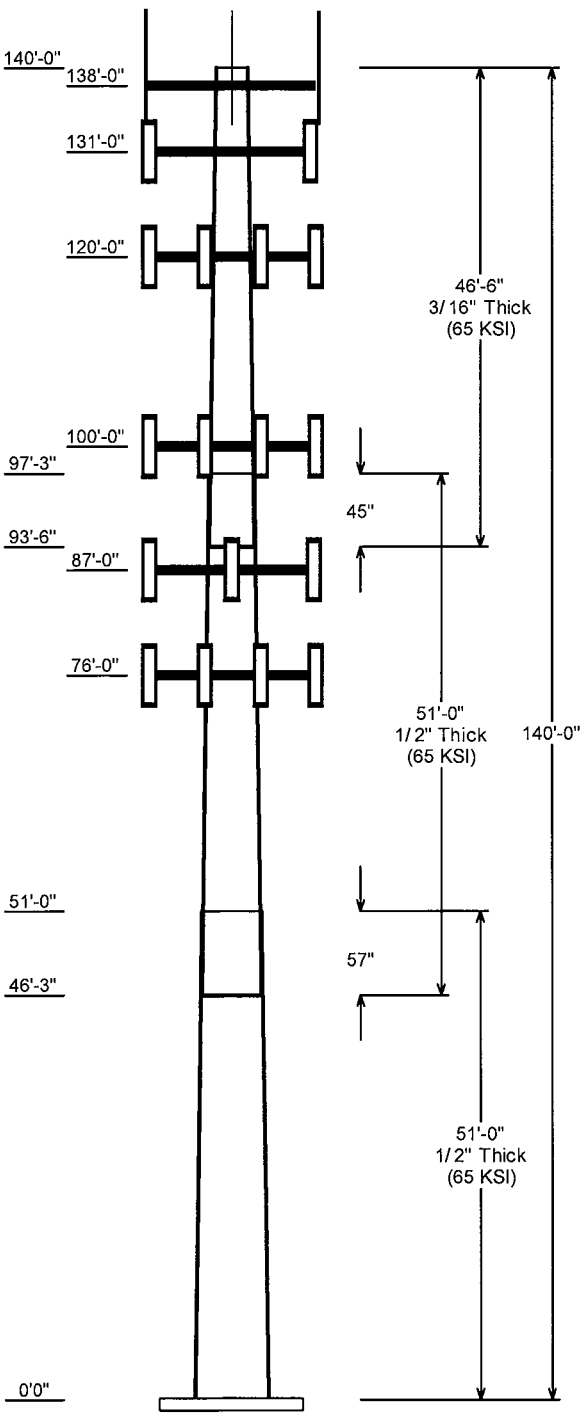
Discrete Appurtenance			
Attach Elev (ft)	Force Elev (ft)	Qty	Description
138.000	138.000	1	Flat Platform w/ Handrails
138.000	138.000	3	6' Omni
138.000	138.000	2	8' Omni
138.000	138.000	2	6' Omni
138.000	142.000	1	8' FM Antenna
138.000	138.000	1	6' Dipole
131.000	131.000	1	Flat Low Profile Platform
131.000	131.000	3	KMW AM-X-WM-17-65-00T
131.000	131.000	3	KMW KMDAPS2020000
120.000	120.000	1	Flat Low Profile Platform
120.000	120.000	12	48" x 8" Panel
100.000	100.000	12	14" x 9" TTA
100.000	100.000	6	Diplexer
100.000	100.000	1	Flat Low Profile Platform
100.000	100.000	6	56" x 6" Panel
87.000	87.000	3	RFS ATMAA1412D-1A20
87.000	87.000	3	Andrew ETW190VS12UB
87.000	87.000	3	RFS APX16DWW-16DWW-S-E-
87.000	87.000	1	Flat Low Profile Platform
76.000	76.000	6	Andrew DB844H80E-XY
76.000	76.000	3	Andrew 932DG65T2E-M
76.000	76.000	3	Powerwave P65-16-XL-2
76.000	76.000	1	Flat Low Profile Platform

Linear Appurtenance			
Elev (ft) From	To	Description	Exposed To Wind
0.000	76.000	1 5/8" Coax	No
0.000	87.000	1 5/8" Coax	Yes
0.000	100.0	0.315" Coax	No
0.000	100.0	1 5/8" Coax	No
0.000	120.0	1 1/4" Coax	No
0.000	131.0	1 1/4" Coax	No
0.000	138.0	1 5/8" Coax	No
0.000	138.0	7/8" Coax	No
0.000	138.0	7/8" Coax	No

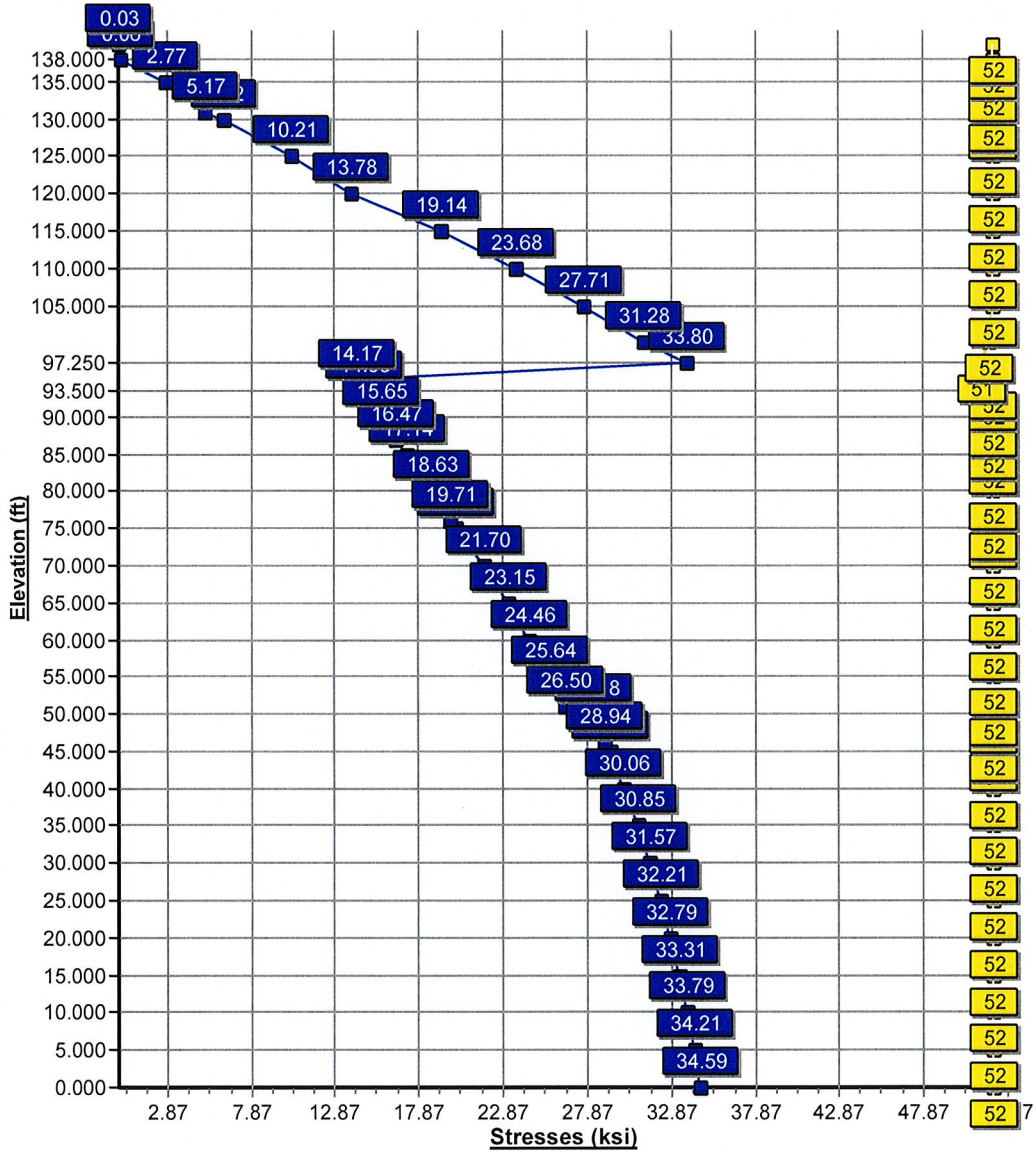
Load Cases	
No Ice	85.00 mph Wind with No Ice
Ice	73.61 mph Wind with Ice
Twist/Sway	50.00 mph Wind with No Ice

Reactions			
Load Case	Moment (Kip-ft)	Shear (Kips)	Axial (Kips)
No Ice	2410.86	25.64	38.45
Ice	2093.59	21.78	44.97
Twist/Sway	834.62	8.87	38.48

Dish Deflections			
Load Case	Attach Elev (ft)	Deflection (in)	Rotation (deg)
Twist/Sway	0.00	0.000	0.000



**Load Case : No Ice**  
**Max Stress 66.6% at 0.0ft**



Pole : 310968  
 Location : WSPT-Westport Rebuild CT, CT  
 Height : 140.0 (ft)  
 Shape : 18 Sides  
 Base Dia : 47.13 (in)  
 Top Dia : 20.50 (in)  
 Taper : 0.200036 (in/ft)

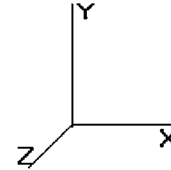
Code: TIA/EIA-222 Rev F

Copyright Semaan Engineering Solutions, Inc

2/25/2010 10:15:45 AM

Page: 1

Base Elev : 0.000 (ft)



**Shaft Section Properties**

Sect Num	Length (ft)	Thick (in)	Fv (ksi)	Joint Type	Slip		Bottom				Top				Taper (in/ft)				
					Joint Len (in)	Weight (lb)	Dia (in)	Elev (ft)	Area (sqin)	Ix (in^4)	W/t Ratio	D/t Ratio	Dia (in)	Elev (ft)		Area (sqin)	Ix (in^4)	W/t Ratio	D/t Ratio
1	51.000	0.5000	65		0.00	11,437	47.13	0.000	74.00	20328.7	14.86	94.26	36.92	51.00	57.81	9692.3	11.26	73.86	0.20004
2	51.000	0.5000	65	Slip Joint	57.00	9,165	38.87	46.25	60.90	11333.7	11.95	77.76	28.67	97.25	44.71	4485.1	8.35	57.35	0.20004
3	46.500	0.1875	65	Slip Joint	45.00	2,351	29.80	93.50	17.62	1952.7	26.26	158.9	20.50	140.0	12.09	630.1	17.52	109.33	0.20004
					Shaft Weight	22,952													

**Discrete Appurtenance Properties**

Attach Elev (ft)	Description	Qty	Weight (lb)	No Ice CaAa (sf)	CaAa Factor	Weight (lb)	Ice CaAa (sf)	CaAa Factor	Distance From Face (ft)	Vert Ecc (ft)
138.0	Flat Platform w/ Handrails	1	2000.00	42.400	1.00	2450.00	48.400	1.00	0.000	0.000
138.0	6' Omni	3	25.00	1.760	1.00	38.24	2.130	1.00	0.000	0.000
138.0	8' Omni	2	40.00	2.400	1.00	62.00	3.230	1.00	0.000	0.000
138.0	6' Omni	2	25.00	1.760	1.00	38.24	2.130	1.00	0.000	0.000
138.0	8' FM Antenna	1	50.00	10.000	1.00	75.00	15.000	1.00	0.000	4.000
138.0	6' Dipole	1	30.00	4.000	1.00	50.00	5.500	1.00	0.000	0.000
131.0	Flat Low Profile Platform	1	1500.00	26.100	1.00	1700.00	31.600	1.00	0.000	0.000
131.0	KMW AM-X-WM-17-65-00T	3	30.00	3.160	0.72	47.00	3.670	0.72	0.000	0.000
131.0	KMW KMDAPS2020000	3	15.90	1.130	0.50	23.35	1.360	0.50	0.000	0.000
120.0	Flat Low Profile Platform	1	1500.00	26.100	1.00	1700.00	31.600	1.00	0.000	0.000
120.0	48" x 8" Panel	12	14.00	3.730	0.91	40.30	4.290	0.91	0.000	0.000
100.0	14" x 9" TTA	12	10.00	1.230	0.50	18.00	1.460	0.50	0.000	0.000
100.0	Diplexer	6	5.00	0.700	0.50	9.80	0.880	0.50	0.000	0.000
100.0	Flat Low Profile Platform	1	1500.00	26.100	1.00	1700.00	31.600	1.00	0.000	0.000
100.0	56" x 6" Panel	6	20.00	3.450	0.75	38.03	3.980	0.75	0.000	0.000
87.00	RFS ATMAA1412D-1A20	3	13.00	1.170	0.50	20.60	1.390	0.50	0.000	0.000
87.00	Andrew ETW190VS12UB	3	11.00	0.760	0.50	16.30	0.950	0.50	0.000	0.000
87.00	RFS APX16DWV-16DWV-S-E-	3	39.60	6.700	0.67	69.38	7.350	0.67	0.000	0.000
87.00	Flat Low Profile Platform	1	1500.00	26.100	1.00	1700.00	31.600	1.00	0.000	0.000
76.00	Andrew DB844H80E-XY	6	10.00	3.730	0.88	35.38	4.290	0.88	0.000	0.000
76.00	Andrew 932DG65T2E-M	3	9.50	3.490	0.76	28.72	4.040	0.76	0.000	0.000
76.00	Powerwave P65-16-XL-2	3	33.00	8.400	0.75	77.53	9.230	0.75	0.000	0.000
76.00	Flat Low Profile Platform	1	1500.00	26.100	1.00	1700.00	31.600	1.00	0.000	0.000
Totals		78	10739.00			13437.69			Number of Loadings :	23

**Linear Appurtenance Properties**

Elev From (ft)	Elev To (ft)	Description	No Ice Weight (lb/ft)	CaAa (sf/ft)	Ice Weight (lb/ft)	CaAa (sf/ft)	Exposed To Wind
0.00	138.00	(3) 1 5/8" Coax	2.46	0.00	0.00	0.00	N
0.00	138.00	(5) 7/8" Coax	2.66	0.00	0.00	0.00	N
0.00	138.00	(2) 7/8" Coax	0.66	0.00	0.00	0.00	N
0.00	131.00	(6) 1 1/4" Coax	3.78	0.00	0.00	0.00	N
0.00	120.00	(12) 1 1/4" Coax	7.56	0.00	0.00	0.00	N
0.00	100.00	(1) 0.315" Coax	0.05	0.00	0.00	0.00	N
0.00	100.00	(12) 1 5/8" Coax	9.84	0.00	0.00	0.00	N
0.00	87.00	(12) 1 5/8" Coax	9.84	0.40	20.00	0.50	Y
0.00	76.00	(12) 1 5/8" Coax	9.84	0.00	0.00	0.00	N
Total Weight			4,792.44 (lb)		1,740.00 (lb)		



Pole : 310968  
 Location : WSPT-Westport Rebuild CT, CT  
 Height : 140.0 (ft)  
 Shape : 18 Sides  
 Base Dia : 47.13 (in)  
 Top Dia : 20.50 (in)  
 Taper : 0.200036 (in/ft)

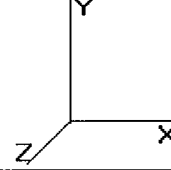
Code: TIA/EIA-222 Rev F

Copyright Semaan Engineering Solutions, Inc

2/25/2010 10:15:45 AM

Page: 2

Base Elev : 0.000 (ft)



**Segment Properties** (Max Len : 5 ft)

Seg Top Elev (ft)	Description	Thick (in)	Flat Dia (in)	Area (in^2)	Ix (in^4)	W/t Ratio	D/t Ratio	Fy (ksi)	Fb (ksi)	Weight (lb)
0.00		0.5000	47.130	73.999	20,328.7	14.86	94.26	65	52	0.0
5.00		0.5000	46.130	72.412	19,048.5	14.50	92.26	65	52	1,245.5
10.00		0.5000	45.130	70.825	17,823.2	14.15	90.26	65	52	1,218.5
15.00		0.5000	44.129	69.237	16,651.5	13.80	88.26	65	52	1,191.5
20.00		0.5000	43.129	67.650	15,532.4	13.45	86.26	65	52	1,164.5
25.00		0.5000	42.129	66.063	14,464.6	13.09	84.26	65	52	1,137.5
30.00		0.5000	41.129	64.476	13,446.8	12.74	82.26	65	52	1,110.5
35.00		0.5000	40.129	62.889	12,478.0	12.39	80.26	65	52	1,083.5
40.00		0.5000	39.129	61.301	11,556.9	12.04	78.26	65	52	1,056.5
45.00		0.5000	38.128	59.714	10,682.2	11.68	76.26	65	52	1,029.5
46.25	Bot - Section 2	0.5000	37.878	59.317	10,470.7	11.59	75.76	65	52	253.1
50.00		0.5000	37.128	58.127	9,852.8	11.33	74.26	65	52	1,518.9
51.00	Top - Section 1	0.5000	37.928	59.396	10,512.6	11.61	75.86	65	52	399.9
55.00		0.5000	37.128	58.127	9,852.7	11.33	74.26	65	52	799.8
60.00		0.5000	36.128	56.539	9,067.4	10.98	72.26	65	52	975.5
65.00		0.5000	35.128	54.952	8,325.0	10.62	70.26	65	52	948.5
70.00		0.5000	34.128	53.365	7,624.3	10.27	68.26	65	52	921.4
75.00		0.5000	33.127	51.778	6,964.0	9.92	66.25	65	52	894.4
76.00		0.5000	32.927	51.460	6,836.7	9.85	65.85	65	52	175.6
80.00		0.5000	32.127	50.190	6,343.0	9.57	64.25	65	52	691.8
85.00		0.5000	31.127	48.603	5,760.0	9.21	62.25	65	52	840.4
87.00		0.5000	30.727	47.968	5,537.3	9.07	61.45	65	52	328.6
90.00		0.5000	30.127	47.016	5,214.0	8.86	60.25	65	52	484.8
93.50	Bot - Section 3	0.5000	29.427	45.905	4,853.0	8.61	58.85	65	52	553.3
95.00		0.5000	29.127	45.429	4,703.5	8.51	58.25	65	52	322.6
97.25	Top - Section 2	0.1875	29.052	17.177	1,808.1	25.56	154.94	65	51	477.6
100.0		0.1875	28.501	16.850	1,706.7	25.04	152.01	65	52	159.2
105.0		0.1875	27.501	16.255	1,532.1	24.10	146.67	65	52	281.6
110.0		0.1875	26.501	15.659	1,369.9	23.16	141.34	65	52	271.5
115.0		0.1875	25.501	15.064	1,219.5	22.22	136.00	65	52	261.4
120.0		0.1875	24.501	14.469	1,080.6	21.28	130.67	65	52	251.2
125.0		0.1875	23.501	13.874	952.7	20.34	125.34	65	52	241.1
130.0		0.1875	22.500	13.278	835.2	19.40	120.00	65	52	231.0
131.0		0.1875	22.300	13.159	813.0	19.21	118.94	65	52	45.0
135.0		0.1875	21.500	12.683	727.9	18.46	114.67	65	52	175.9
138.0		0.1875	20.900	12.326	668.1	17.89	111.47	65	52	127.7
140.0		0.1875	20.500	12.088	630.1	17.52	109.33	65	52	83.1
										22,952.4

Pole : 310968  
 Location : WSPT-Westport Rebuild CT, CT  
 Height : 140.0 (ft)  
 Shape : 18 Sides  
 Base Dia : 47.13 (in)  
 Top Dia : 20.50 (in)  
 Taper : 0.200036 (in/ft)

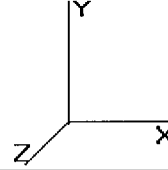
Code: TIA/EIA-222 Rev F

Copyright Semaan Engineering Solutions, Inc

2/25/2010 10:15:45 AM

Page: 3

Base Elev : 0.000 (ft)



<b>Load Case:</b> No Ice	85.00 mph Wind with No Ice	23 Iterations
Gust Response Factor : 1.69		
Dead Load Factor : 1.00		
Wind Load Factor : 1.00		

**Shaft Segment Forces**

Seg Top Elev (ft)	Description	Kz	qz (psf)	qzGh (psf)	C (mph-ft)	Cf	Ice Thick (in)	Tributary (ft)	Aa (sf)	CfAa (sf)	Wind Force X (lb)	Dead Load (lb)	Tot Dead Load (lb)
0.00		0.00	1.00 18.496	31.25 333.83	0.650	0.00	0.00	0.000	0.00	0.00	0.0	0.0	0.0
5.00		0.00	1.00 18.496	31.25 326.75	0.650	0.00	5.00	19.429	12.63	394.8	394.8	0.0	1,245.5
10.00		0.00	1.00 18.496	31.25 319.66	0.650	0.00	5.00	19.012	12.36	386.3	386.3	0.0	1,218.5
15.00		0.00	1.00 18.496	31.25 312.58	0.650	0.00	5.00	18.596	12.09	377.8	377.8	0.0	1,191.5
20.00		0.00	1.00 18.496	31.25 305.49	0.650	0.00	5.00	18.179	11.82	369.4	369.4	0.0	1,164.5
25.00		0.00	1.00 18.496	31.25 298.41	0.650	0.00	5.00	17.762	11.55	360.9	360.9	0.0	1,137.5
30.00		0.00	1.00 18.496	31.25 291.33	0.650	0.00	5.00	17.345	11.27	352.4	352.4	0.0	1,110.5
35.00		0.00	1.01 18.810	31.78 286.64	0.650	0.00	5.00	16.929	11.00	349.8	349.8	0.0	1,083.5
40.00		0.00	1.05 19.541	33.02 284.88	0.650	0.00	5.00	16.512	10.73	354.4	354.4	0.0	1,056.5
45.00		0.00	1.09 20.210	34.15 282.31	0.650	0.00	5.00	16.095	10.46	357.3	357.3	0.0	1,029.5
46.25	Bot - Section 2	0.00	1.10 20.369	34.42 281.56	0.650	0.00	1.25	3.959	2.57	88.6	88.6	0.0	253.1
50.00		0.00	1.12 20.827	35.19 279.07	0.650	0.00	3.75	12.032	7.82	275.3	275.3	0.0	1,518.9
51.00	Top - Section 1	0.00	1.13 20.946	35.39 278.35	0.650	0.00	1.00	3.169	2.06	72.9	72.9	0.0	399.9
55.00		0.00	1.15 21.402	36.17 282.90	0.650	0.00	4.00	12.509	8.13	294.1	294.1	0.0	799.8
60.00		0.00	1.18 21.941	37.08 278.72	0.650	0.00	5.00	15.262	9.92	367.8	367.8	0.0	975.5
65.00		0.00	1.21 22.449	37.93 274.12	0.650	0.00	5.00	14.845	9.65	366.1	366.1	0.0	948.5
70.00		0.00	1.24 22.929	38.75 269.15	0.650	0.00	5.00	14.428	9.38	363.4	363.4	0.0	921.4
75.00		0.00	1.26 23.386	39.52 263.85	0.650	0.00	5.00	14.011	9.11	359.9	359.9	0.0	894.4
76.00	Appertunance(s)	0.00	1.26 23.474	39.67 262.75	0.650	0.00	1.00	2.752	1.79	71.0	71.0	0.0	175.6
80.00		0.00	1.28 23.821	40.25 258.25	0.650	0.00	4.00	10.842	7.05	283.7	283.7	0.0	691.8
85.00		0.00	1.31 24.237	40.96 252.39	0.650	0.00	5.00	13.178	8.57	350.9	350.9	0.0	840.4
87.00	Appertunance(s)	0.00	1.31 24.399	41.23 249.97	0.650	0.00	2.00	5.154	3.35	138.1	138.1	0.0	328.6
90.00		0.00	1.33 24.636	41.63 246.28	0.650	0.00	3.00	7.607	4.94	205.9	205.9	0.0	484.8
93.50	Bot - Section 3	0.00	1.34 24.906	42.09 241.87	0.650	0.00	3.50	8.685	5.65	237.6	237.6	0.0	553.3
95.00		0.00	1.35 25.020	42.28 239.95	0.650	0.00	1.50	3.706	2.41	101.9	101.9	0.0	322.6
97.25	Top - Section 2	0.00	1.36 25.188	42.56 237.03	0.650	0.00	2.25	5.489	3.57	151.9	151.9	0.0	477.6
100.0	Appertunance(s)	0.00	1.37 25.389	42.90 236.53	0.650	0.00	2.75	6.595	4.29	183.9	183.9	0.0	159.2
105.0		0.00	1.39 25.745	43.51 229.82	0.650	0.00	5.00	11.667	7.58	330.0	330.0	0.0	281.6
110.0		0.00	1.41 26.090	44.09 222.94	0.650	0.00	5.00	11.250	7.31	322.4	322.4	0.0	271.5
115.0		0.00	1.42 26.423	44.65 215.89	0.650	0.00	5.00	10.834	7.04	314.5	314.5	0.0	261.4
120.0	Appertunance(s)	0.00	1.44 26.747	45.20 208.69	0.650	0.00	5.00	10.417	6.77	306.1	306.1	0.0	251.2
125.0		0.00	1.46 27.060	45.73 201.34	0.650	0.00	5.00	10.000	6.50	297.3	297.3	0.0	241.1
130.0		0.00	1.48 27.365	46.24 193.86	0.650	0.00	5.00	9.584	6.23	288.1	288.1	0.0	231.0
131.0	Appertunance(s)	0.00	1.48 27.425	46.34 192.34	0.650	0.00	1.00	1.867	1.21	56.2	56.2	0.0	45.0
135.0		0.00	1.49 27.662	46.74 186.24	0.650	0.00	4.00	7.300	4.75	221.8	221.8	0.0	175.9
138.0	Appertunance(s)	0.00	1.50 27.836	47.04 181.61	0.650	0.00	3.00	5.300	3.45	162.1	162.1	0.0	127.7
140.0		0.00	1.51 27.951	47.23 178.50	0.650	0.00	2.00	3.450	2.24	105.9	105.9	0.0	83.1
<b>Totals:</b>							140.00				9,620.4	0.0	22,952.4

Pole : 310968  
 Location : WSPT-Westport Rebuild CT, CT  
 Height : 140.0 (ft)  
 Shape : 18 Sides  
 Base Dia : 47.13 (in)  
 Top Dia : 20.50 (in)  
 Taper : 0.200036 (in/ft)

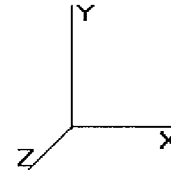
Code: TIA/EIA-222 Rev F

Copyright Semaan Engineering Solutions, Inc

2/25/2010 10:15:45 AM

Page: 4

Base Elev : 0.000 (ft)



<b>Load Case:</b> No Ice	85.00 mph Wind with No Ice	23 Iterations
Gust Response Factor : 1.69		
Dead Load Factor : 1.00		
Wind Load Factor : 1.00		

**Discrete Appurtenance Segment Forces**

Elev (ft)	Description	Qty	qz (psf)	qzGh (psf)	CaAa Factor	Total CaAa (sf)	Horiz Ecc (ft)	Vert Ecc (ft)	Wind FX (lb)	Mom Y (lb-ft)	Mom Z (lb-ft)	Dead Load (lb)
76.00	Andrew DB844H80E-	6	23.474	39.672	0.88	19.69	0.000	0.000	781.31	0.00	0.00	60.00
76.00	Andrew 932DG65T2E-	3	23.474	39.672	0.76	7.96	0.000	0.000	315.67	0.00	0.00	28.50
76.00	Powerwave P65-16-	3	23.474	39.672	0.75	18.90	0.000	0.000	749.79	0.00	0.00	99.00
76.00	Flat Low Profile Pla	1	23.474	39.672	1.00	26.10	0.000	0.000	1,035.43	0.00	0.00	1,500.00
87.00	RFS ATMAA1412D-	3	24.399	41.234	0.50	1.75	0.000	0.000	72.37	0.00	0.00	39.00
87.00	Andrew	3	24.399	41.234	0.50	1.14	0.000	0.000	47.01	0.00	0.00	33.00
87.00	RFS APX16DWW-	3	24.399	41.234	0.67	13.47	0.000	0.000	555.29	0.00	0.00	118.80
87.00	Flat Low Profile Pla	1	24.399	41.234	1.00	26.10	0.000	0.000	1,076.20	0.00	0.00	1,500.00
100.0	14" x 9" TTA	12	25.389	42.907	0.50	7.38	0.000	0.000	316.66	0.00	0.00	120.00
100.0	Diplexer	6	25.389	42.907	0.50	2.10	0.000	0.000	90.11	0.00	0.00	30.00
100.0	Flat Low Profile Pla	1	25.389	42.907	1.00	26.10	0.000	0.000	1,119.88	0.00	0.00	1,500.00
100.0	56" x 6" Panel	6	25.389	42.907	0.75	15.53	0.000	0.000	666.14	0.00	0.00	120.00
120.0	Flat Low Profile Pla	1	26.747	45.202	1.00	26.10	0.000	0.000	1,179.77	0.00	0.00	1,500.00
120.0	48" x 8" Panel	12	26.747	45.202	0.91	40.73	0.000	0.000	1,841.14	0.00	0.00	168.00
131.0	Flat Low Profile Pla	1	27.425	46.349	1.00	26.10	0.000	0.000	1,209.70	0.00	0.00	1,500.00
131.0	KMW AM-X-WM-17-65-	3	27.425	46.349	0.72	6.83	0.000	0.000	316.36	0.00	0.00	90.00
131.0	KMW	3	27.425	46.349	0.50	1.69	0.000	0.000	78.56	0.00	0.00	47.70
138.0	Flat Platform w/ Han	1	27.836	47.043	1.00	42.40	0.000	0.000	1,994.63	0.00	0.00	2,000.00
138.0	6' Omni	3	27.836	47.043	1.00	5.28	0.000	0.000	248.37	0.00	0.00	75.00
138.0	8' Omni	2	27.836	47.043	1.00	4.80	0.000	0.000	225.81	0.00	0.00	80.00
138.0	6' Omni	2	27.836	47.043	1.00	3.52	0.000	0.000	165.59	0.00	0.00	50.00
138.0	8' FM Antenna	1	28.064	47.429	1.00	10.00	0.000	4.000	474.29	0.00	1,897.16	50.00
138.0	6' Dipole	1	27.836	47.043	1.00	4.00	0.000	0.000	188.17	0.00	0.00	30.00
									<b>14,748.24</b>			<b>10,739.00</b>

Pole : 310968  
 Location : WSPT-Westport Rebuild CT, CT  
 Height : 140.0 (ft)  
 Shape : 18 Sides  
 Base Dia : 47.13 (in)  
 Top Dia : 20.50 (in)  
 Taper : 0.200036 (in/ft)

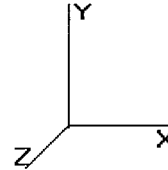
Code: TIA/EIA-222 Rev F

Copyright Semaan Engineering Solutions, Inc

2/25/2010 10:15:45 AM

Page: 5

Base Elev : 0.000 (ft)



<b>Load Case:</b> No Ice	85.00 mph Wind with No Ice	23 Iterations
Gust Response Factor : 1.69		
Dead Load Factor : 1.00		
Wind Load Factor : 1.00		

**Linear Appurtenance Segment Forces**

Seg Top Elev (ft)	Description	Exposed To Wind	Length (ft)	Weight (lb/ft)	CaAa (sf/ft)	qz (psf)	FX (lb)	Dead Load (lb)
5.00	(12) 1 5/8" Coax	Yes	5.00	9.84	0.40	18.496	62.52	49.20
10.00	(12) 1 5/8" Coax	Yes	5.00	9.84	0.40	18.496	62.52	49.20
15.00	(12) 1 5/8" Coax	Yes	5.00	9.84	0.40	18.496	62.52	49.20
20.00	(12) 1 5/8" Coax	Yes	5.00	9.84	0.40	18.496	62.52	49.20
25.00	(12) 1 5/8" Coax	Yes	5.00	9.84	0.40	18.496	62.52	49.20
30.00	(12) 1 5/8" Coax	Yes	5.00	9.84	0.40	18.496	62.52	49.20
35.00	(12) 1 5/8" Coax	Yes	5.00	9.84	0.40	18.810	63.58	49.20
40.00	(12) 1 5/8" Coax	Yes	5.00	9.84	0.40	19.541	66.05	49.20
45.00	(12) 1 5/8" Coax	Yes	5.00	9.84	0.40	20.210	68.31	49.20
46.25	(12) 1 5/8" Coax	Yes	1.25	9.84	0.40	20.369	17.21	12.30
50.00	(12) 1 5/8" Coax	Yes	3.75	9.84	0.40	20.827	52.80	36.90
51.00	(12) 1 5/8" Coax	Yes	1.00	9.84	0.40	20.946	14.16	9.84
55.00	(12) 1 5/8" Coax	Yes	4.00	9.84	0.40	21.402	57.87	39.36
60.00	(12) 1 5/8" Coax	Yes	5.00	9.84	0.40	21.941	74.16	49.20
65.00	(12) 1 5/8" Coax	Yes	5.00	9.84	0.40	22.449	75.88	49.20
70.00	(12) 1 5/8" Coax	Yes	5.00	9.84	0.40	22.929	77.50	49.20
75.00	(12) 1 5/8" Coax	Yes	5.00	9.84	0.40	23.386	79.04	49.20
76.00	(12) 1 5/8" Coax	Yes	1.00	9.84	0.40	23.474	15.87	9.84
80.00	(12) 1 5/8" Coax	Yes	4.00	9.84	0.40	23.821	64.41	39.36
85.00	(12) 1 5/8" Coax	Yes	5.00	9.84	0.40	24.237	81.92	49.20
87.00	(12) 1 5/8" Coax	Yes	2.00	9.84	0.40	24.399	32.99	19.68
<b>Totals:</b>							<b>1,216.84</b>	<b>856.08</b>

Pole : 310968  
 Location : WSPT-Westport Rebuild CT, CT  
 Height : 140.0 (ft)  
 Shape : 18 Sides  
 Base Dia : 47.13 (in)  
 Top Dia : 20.50 (in)  
 Taper : 0.200036 (in/ft)

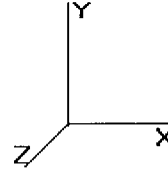
Code: TIA/EIA-222 Rev F

Copyright Semaan Engineering Solutions, Inc

2/25/2010 10:15:46 AM

Page: 6

Base Elev : 0.000 (ft)



**Load Case:** No Ice                      85.00 mph Wind with No Ice                      23 Iterations  
 Gust Response Factor : 1.69  
 Dead Load Factor : 1.00  
 Wind Load Factor : 1.00

**Applied Segment Forces Summary**

Seg Elev (ft)	Lateral FX (-) (lb)	Axial FY (-) (lb)	Torsion MY (lb-ft)	Moment MZ (lb-ft)
0.00	0.00	0.00	0.00	0.00
5.00	457.27	1,478.94	0.00	0.00
10.00	448.81	1,451.93	0.00	0.00
15.00	440.34	1,424.93	0.00	0.00
20.00	431.87	1,397.92	0.00	0.00
25.00	423.41	1,370.92	0.00	0.00
30.00	414.94	1,343.91	0.00	0.00
35.00	413.36	1,316.91	0.00	0.00
40.00	420.49	1,289.90	0.00	0.00
45.00	425.63	1,262.90	0.00	0.00
46.25	105.79	311.50	0.00	0.00
50.00	328.08	1,693.96	0.00	0.00
51.00	87.07	446.59	0.00	0.00
55.00	351.97	986.55	0.00	0.00
60.00	442.00	1,208.88	0.00	0.00
65.00	441.95	1,181.88	0.00	0.00
70.00	440.91	1,154.87	0.00	0.00
75.00	438.98	1,127.87	0.00	0.00
76.00	2,969.04	1,909.83	0.00	0.00
80.00	348.13	839.17	0.00	0.00
85.00	432.78	1,024.66	0.00	0.00
87.00	1,922.00	2,093.10	0.00	0.00
90.00	205.86	565.83	0.00	0.00
93.50	237.61	647.85	0.00	0.00
95.00	101.87	363.10	0.00	0.00
97.25	151.88	538.38	0.00	0.00
100.0	2,376.70	2,003.47	0.00	0.00
105.0	329.96	367.22	0.00	0.00
110.0	322.44	357.09	0.00	0.00
115.0	314.46	346.96	0.00	0.00
120.0	3,326.97	2,004.84	0.00	0.00
125.0	297.27	288.91	0.00	0.00
130.0	288.09	278.78	0.00	0.00
131.0	1,660.86	1,692.24	0.00	0.00
135.0	221.83	198.99	0.00	0.00
138.0	3,458.93	2,429.99	0.00	1,897.16
140.0	105.93	83.08	0.00	0.00
<b>Totals:</b>	<b>25,585.49</b>	<b>38,483.83</b>	<b>0.00</b>	<b>1,897.16</b>

Pole : 310968  
 Location : WSPT-Westport Rebuild CT, CT  
 Height : 140.0 (ft)  
 Shape : 18 Sides  
 Base Dia : 47.13 (in)  
 Top Dia : 20.50 (in)  
 Taper : 0.200036 (in/ft)

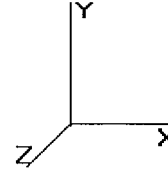
Code : TIA/EIA-222 Rev F

Copyright Semaan Engineering Solutions, Inc

2/25/2010 10:15:46 AM

Page: 7

Base Elev : 0.000 (ft)



<b>Load Case:</b> No Ice	85.00 mph Wind with No Ice	23 Iterations
Gust Response Factor : 1.69		
Dead Load Factor : 1.00		
Wind Load Factor : 1.00		

**Calculated Shaft Forces and Deflections**

Seg Elev (ft)	Lateral FX (-) (kips)	Axial FY (-) (kips)	Lateral FZ (kips)	Moment MX (ft-kips)	Torsion MY (ft-kips)	Moment MZ (ft-kips)	X Deflect (in)	Z Deflect (in)	Total Deflect (in)	Rotation (deg)
0.00	-25.641	-38.446	0.000	0.000	0.000	-2,410.863	0.000	0.000	0.000	0.000
5.00	-25.288	-36.895	0.000	0.000	0.000	-2,282.658	-0.088	0.000	0.088	-0.164
10.00	-24.936	-35.373	0.000	0.000	0.000	-2,156.218	-0.349	0.000	0.349	-0.330
15.00	-24.585	-33.879	0.000	0.000	0.000	-2,031.540	-0.785	0.000	0.785	-0.497
20.00	-24.234	-32.415	0.000	0.000	0.000	-1,908.618	-1.396	0.000	1.396	-0.665
25.00	-23.885	-30.979	0.000	0.000	0.000	-1,787.449	-2.183	0.000	2.183	-0.835
30.00	-23.536	-29.572	0.000	0.000	0.000	-1,668.027	-3.149	0.000	3.149	-1.005
35.00	-23.182	-28.195	0.000	0.000	0.000	-1,550.348	-4.292	0.000	4.292	-1.175
40.00	-22.813	-26.847	0.000	0.000	0.000	-1,434.441	-5.614	0.000	5.614	-1.345
45.00	-22.403	-25.554	0.000	0.000	0.000	-1,320.380	-7.114	0.000	7.114	-1.514
46.25	-22.326	-25.212	0.000	0.000	0.000	-1,292.378	-7.517	0.000	7.517	-1.558
50.00	-21.983	-23.497	0.000	0.000	0.000	-1,208.655	-8.792	0.000	8.792	-1.685
51.00	-21.917	-23.020	0.000	0.000	0.000	-1,186.672	-9.149	0.000	9.149	-1.720
55.00	-21.590	-21.992	0.000	0.000	0.000	-1,099.004	-10.647	0.000	10.647	-1.854
60.00	-21.161	-20.743	0.000	0.000	0.000	-991.057	-12.671	0.000	12.671	-2.005
65.00	-20.726	-19.526	0.000	0.000	0.000	-885.252	-14.850	0.000	14.850	-2.152
70.00	-20.285	-18.340	0.000	0.000	0.000	-781.622	-17.181	0.000	17.181	-2.295
75.00	-19.824	-17.203	0.000	0.000	0.000	-680.196	-19.657	0.000	19.657	-2.431
76.00	-16.794	-15.402	0.000	0.000	0.000	-660.372	-20.170	0.000	20.170	-2.458
80.00	-16.439	-14.546	0.000	0.000	0.000	-593.195	-22.274	0.000	22.274	-2.563
85.00	-15.980	-13.519	0.000	0.000	0.000	-511.001	-25.024	0.000	25.024	-2.687
87.00	-13.973	-11.504	0.000	0.000	0.000	-479.041	-26.160	0.000	26.160	-2.735
90.00	-13.754	-10.931	0.000	0.000	0.000	-437.123	-27.901	0.000	27.901	-2.806
93.50	-13.495	-10.283	0.000	0.000	0.000	-388.983	-29.988	0.000	29.988	-2.885
95.00	-13.382	-9.916	0.000	0.000	0.000	-368.741	-30.899	0.000	30.899	-2.918
97.25	-13.211	-9.374	0.000	0.000	0.000	-338.632	-32.286	0.000	32.286	-2.966
100.0	-10.752	-7.470	0.000	0.000	0.000	-302.302	-34.011	0.000	34.011	-3.022
105.0	-10.430	-7.082	0.000	0.000	0.000	-248.542	-37.301	0.000	37.301	-3.252
110.0	-10.109	-6.710	0.000	0.000	0.000	-196.395	-40.819	0.000	40.819	-3.458
115.0	-9.792	-6.356	0.000	0.000	0.000	-145.848	-44.538	0.000	44.538	-3.636
120.0	-6.352	-4.557	0.000	0.000	0.000	-96.889	-48.425	0.000	48.425	-3.778
125.0	-6.043	-4.279	0.000	0.000	0.000	-65.131	-52.439	0.000	52.439	-3.884
130.0	-5.739	-4.017	0.000	0.000	0.000	-34.918	-56.549	0.000	56.549	-3.959
131.0	-3.966	-2.442	0.000	0.000	0.000	-29.179	-57.379	0.000	57.379	-3.970
135.0	-3.732	-2.258	0.000	0.000	0.000	-13.315	-60.717	0.000	60.717	-4.000
138.0	-0.111	-0.075	0.000	0.000	0.000	-0.223	-63.232	0.000	63.232	-4.009
140.0	-0.106	0.000	0.000	0.000	0.000	0.000	-64.910	0.000	64.910	-4.009

Pole : 310968  
 Location : WSPT-Westport Rebuild CT, CT  
 Height : 140.0 (ft)  
 Shape : 18 Sides  
 Base Dia : 47.13 (in)  
 Top Dia : 20.50 (in)  
 Taper : 0.200036 (in/ft)

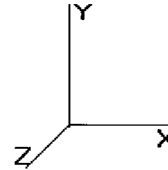
Code: TIA/EIA-222 Rev F

Copyright Semaan Engineering Solutions, Inc

2/25/2010 10:15:46 AM

Page: 8

Base Elev : 0.000 (ft)



<b>Load Case:</b> No Ice	85.00 mph Wind with No Ice	23 Iterations
Gust Response Factor : 1.69		
Dead Load Factor : 1.00		
Wind Load Factor : 1.00		

**Calculated Stresses**

Seg Elev (ft)	Applied Stresses							Combined (ksi)	Allowable Stress (Fb) (ksi)	Stress Ratio
	Axial (Y) (ksi)	Shear (X) (ksi)	Shear (Z) (ksi)	Torsion (ksi)	Bending (X) (ksi)	Bending (Z) (ksi)				
0.00	0.52	0.70	0.00	0.00	0.00	34.05	34.59	52.0	0.0	0.666
5.00	0.51	0.70	0.00	0.00	0.00	33.68	34.21	52.0	0.0	0.658
10.00	0.50	0.71	0.00	0.00	0.00	33.26	33.79	52.0	0.0	0.650
15.00	0.49	0.72	0.00	0.00	0.00	32.80	33.31	52.0	0.0	0.641
20.00	0.48	0.72	0.00	0.00	0.00	32.29	32.79	52.0	0.0	0.631
25.00	0.47	0.73	0.00	0.00	0.00	31.72	32.21	52.0	0.0	0.620
30.00	0.46	0.74	0.00	0.00	0.00	31.08	31.57	52.0	0.0	0.607
35.00	0.45	0.74	0.00	0.00	0.00	30.38	30.85	52.0	0.0	0.594
40.00	0.44	0.75	0.00	0.00	0.00	29.59	30.06	52.0	0.0	0.578
45.00	0.43	0.76	0.00	0.00	0.00	28.71	29.17	52.0	0.0	0.561
46.25	0.43	0.76	0.00	0.00	0.00	28.48	28.94	52.0	0.0	0.557
50.00	0.40	0.76	0.00	0.00	0.00	27.75	28.18	52.0	0.0	0.542
51.00	0.39	0.74	0.00	0.00	0.00	26.08	26.50	52.0	0.0	0.510
55.00	0.38	0.75	0.00	0.00	0.00	25.23	25.64	52.0	0.0	0.493
60.00	0.37	0.75	0.00	0.00	0.00	24.06	24.46	52.0	0.0	0.471
65.00	0.36	0.76	0.00	0.00	0.00	22.76	23.15	52.0	0.0	0.445
70.00	0.34	0.77	0.00	0.00	0.00	21.32	21.70	52.0	0.0	0.417
75.00	0.33	0.77	0.00	0.00	0.00	19.71	20.09	52.0	0.0	0.387
76.00	0.30	0.66	0.00	0.00	0.00	19.38	19.71	52.0	0.0	0.379
80.00	0.29	0.66	0.00	0.00	0.00	18.31	18.63	52.0	0.0	0.358
85.00	0.28	0.66	0.00	0.00	0.00	16.82	17.14	52.0	0.0	0.330
87.00	0.24	0.59	0.00	0.00	0.00	16.20	16.47	52.0	0.0	0.317
90.00	0.23	0.59	0.00	0.00	0.00	15.39	15.65	52.0	0.0	0.301
93.50	0.22	0.59	0.00	0.00	0.00	14.37	14.63	52.0	0.0	0.281
95.00	0.22	0.59	0.00	0.00	0.00	13.91	14.17	52.0	0.0	0.273
97.25	0.55	1.55	0.00	0.00	0.00	33.15	33.80	51.3	0.0	0.658
100.00	0.44	1.29	0.00	0.00	0.00	30.76	31.28	51.8	0.0	0.604
105.00	0.44	1.29	0.00	0.00	0.00	27.18	27.71	52.0	0.0	0.533
110.00	0.43	1.30	0.00	0.00	0.00	23.15	23.68	52.0	0.0	0.456
115.00	0.42	1.31	0.00	0.00	0.00	18.58	19.14	52.0	0.0	0.368
120.00	0.31	0.88	0.00	0.00	0.00	13.38	13.78	52.0	0.0	0.265
125.00	0.31	0.88	0.00	0.00	0.00	9.79	10.21	52.0	0.0	0.196
130.00	0.30	0.87	0.00	0.00	0.00	5.73	6.22	52.0	0.0	0.120
131.00	0.19	0.61	0.00	0.00	0.00	4.88	5.17	52.0	0.0	0.099
135.00	0.18	0.59	0.00	0.00	0.00	2.40	2.77	52.0	0.0	0.053
138.00	0.01	0.02	0.00	0.00	0.00	0.04	0.06	52.0	0.0	0.001
140.00	0.00	0.02	0.00	0.00	0.00	0.00	0.03	52.0	0.0	0.001

Pole : 310968  
 Location : WSPT-Westport Rebuild CT, CT  
 Height : 140.0 (ft)  
 Shape : 18 Sides  
 Base Dia : 47.13 (in)  
 Top Dia : 20.50 (in)  
 Taper : 0.200036 (in/ft)

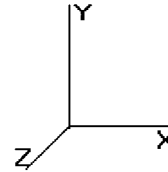
Code: TIA/EIA-222 Rev F

Copyright Semaan Engineering Solutions, Inc

2/25/2010 10:15:46 AM

Page: 9

Base Elev : 0.000 (ft)



<b>Load Case:</b> Ice	73.61 mph Wind with Ice	23 Iterations
Gust Response Factor : 1.69		
Dead Load Factor : 1.00		
Wind Load Factor : 1.00		

**Shaft Segment Forces**

Seg Top Elev (ft)	Description	Kz	qz (psf)	qzGh (psf)	C (mph-ft)	Cf	Ice Thick (in)	Tributary (ft)	Aa (sf)	CfAa (sf)	Wind Force X (lb)	Dead Load Ice (lb)	Tot Dead Load (lb)
0.00		0.00	1.00 13.871	23.44 289.10	0.650	0.50	0.00	0.000	0.00	0.00	0.0	0.0	0.0
5.00		0.00	1.00 13.871	23.44 282.96	0.650	0.50	5.00	19.846	12.90	302.4	143.9	1,389.4	
10.00		0.00	1.00 13.871	23.44 276.83	0.650	0.50	5.00	19.429	12.63	296.0	140.8	1,359.3	
15.00		0.00	1.00 13.871	23.44 270.69	0.650	0.50	5.00	19.012	12.36	289.7	137.7	1,329.2	
20.00		0.00	1.00 13.871	23.44 264.56	0.650	0.50	5.00	18.596	12.09	283.3	134.6	1,299.1	
25.00		0.00	1.00 13.871	23.44 258.42	0.650	0.50	5.00	18.179	11.82	277.0	131.5	1,269.0	
30.00		0.00	1.00 13.871	23.44 252.29	0.650	0.50	5.00	17.762	11.55	270.6	128.5	1,238.9	
35.00		0.00	1.01 14.106	23.84 248.23	0.650	0.50	5.00	17.345	11.27	268.8	125.4	1,208.9	
40.00		0.00	1.05 14.655	24.76 246.70	0.650	0.50	5.00	16.929	11.00	272.5	122.3	1,178.8	
45.00		0.00	1.09 15.156	25.61 244.48	0.650	0.50	5.00	16.512	10.73	274.9	119.2	1,148.7	
46.25	Bot - Section 2	0.00	1.10 15.276	25.81 243.83	0.650	0.50	1.25	4.063	2.64	68.2	29.6	282.8	
50.00		0.00	1.12 15.620	26.39 241.67	0.650	0.50	3.75	12.345	8.02	211.8	89.4	1,608.3	
51.00	Top - Section 1	0.00	1.13 15.708	26.54 241.05	0.650	0.50	1.00	3.252	2.11	56.1	23.7	423.6	
55.00		0.00	1.15 16.051	27.12 244.99	0.650	0.50	4.00	12.843	8.35	226.4	92.9	892.7	
60.00		0.00	1.18 16.455	27.80 241.37	0.650	0.50	5.00	15.678	10.19	283.4	113.0	1,088.5	
65.00		0.00	1.21 16.836	28.45 237.38	0.650	0.50	5.00	15.262	9.92	282.2	109.9	1,058.4	
70.00		0.00	1.24 17.196	29.06 233.08	0.650	0.50	5.00	14.845	9.65	280.4	106.9	1,028.3	
75.00		0.00	1.26 17.538	29.63 228.49	0.650	0.50	5.00	14.428	9.38	278.0	103.8	998.2	
76.00	Appertunance(s)	0.00	1.26 17.605	29.75 227.54	0.650	0.50	1.00	2.836	1.84	54.8	20.6	196.3	
80.00		0.00	1.28 17.865	30.19 223.64	0.650	0.50	4.00	11.176	7.26	219.3	80.5	772.3	
85.00		0.00	1.31 18.177	30.71 218.57	0.650	0.50	5.00	13.595	8.84	271.4	97.6	938.0	
87.00	Appertunance(s)	0.00	1.31 18.298	30.92 216.48	0.650	0.50	2.00	5.321	3.46	107.0	38.5	367.2	
90.00		0.00	1.33 18.476	31.22 213.28	0.650	0.50	3.00	7.857	5.11	159.5	56.7	541.5	
93.50	Bot - Section 3	0.00	1.34 18.678	31.56 209.46	0.650	0.50	3.50	8.977	5.83	184.2	64.6	618.0	
95.00		0.00	1.35 18.764	31.71 207.80	0.650	0.50	1.50	3.831	2.49	79.0	27.8	350.4	
97.25	Top - Section 2	0.00	1.36 18.889	31.92 205.27	0.650	0.50	2.25	5.677	3.69	117.8	41.0	518.7	
100.00	Appertunance(s)	0.00	1.37 19.041	32.17 204.83	0.650	0.50	2.75	6.824	4.44	142.7	49.2	208.4	
105.00		0.00	1.39 19.308	32.63 199.03	0.650	0.50	5.00	12.084	7.85	256.3	86.4	368.0	
110.00		0.00	1.41 19.566	33.06 193.07	0.650	0.50	5.00	11.667	7.58	250.8	83.3	354.8	
115.00		0.00	1.42 19.816	33.49 186.96	0.650	0.50	5.00	11.250	7.31	244.9	80.2	341.6	
120.00	Appertunance(s)	0.00	1.44 20.059	33.89 180.73	0.650	0.50	5.00	10.834	7.04	238.7	77.1	328.4	
125.00		0.00	1.46 20.294	34.29 174.36	0.650	0.50	5.00	10.417	6.77	232.2	74.1	315.2	
130.00		0.00	1.48 20.523	34.68 167.88	0.650	0.50	5.00	10.000	6.50	225.4	71.0	302.0	
131.00	Appertunance(s)	0.00	1.48 20.568	34.75 166.57	0.650	0.50	1.00	1.950	1.27	44.1	14.1	59.1	
135.00		0.00	1.49 20.745	35.05 161.28	0.650	0.50	4.00	7.633	4.96	174.0	54.3	230.2	
138.00	Appertunance(s)	0.00	1.50 20.876	35.28 157.27	0.650	0.50	3.00	5.550	3.61	127.3	39.6	167.3	
140.00		0.00	1.51 20.962	35.42 154.58	0.650	0.50	2.00	3.617	2.35	83.3	25.9	109.0	
<b>Totals:</b>							140.00				7,434.5	2,935.8	25,888.2



Pole : 310968  
 Location : WSPT-Westport Rebuild CT, CT  
 Height : 140.0 (ft)  
 Shape : 18 Sides  
 Base Dia : 47.13 (in)  
 Top Dia : 20.50 (in)  
 Taper : 0.200036 (in/ft)

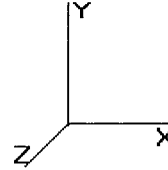
Code: TIA/EIA-222 Rev F

Copyright Semaan Engineering Solutions, Inc

2/25/2010 10:15:47 AM

Page: 10

Base Elev : 0.000 (ft)



<b>Load Case:</b> Ice	73.61 mph Wind with Ice	23 Iterations
Gust Response Factor : 1.69		
Dead Load Factor : 1.00		
Wind Load Factor : 1.00		

**Discrete Appurtenance Segment Forces**

Elev (ft)	Description	Qty	qz (psf)	qzGh (psf)	CaAa Factor	Total CaAa (sf)	Horiz Ecc (ft)	Vert Ecc (ft)	Wind FX (lb)	Mom Y (lb-ft)	Mom Z (lb-ft)	Dead Load (lb)
76.00	Andrew DB844H80E-	6	17.605	29.752	0.88	22.65	0.000	0.000	673.91	0.00	0.00	212.28
76.00	Andrew 932DC65T2E-	3	17.605	29.752	0.76	9.21	0.000	0.000	274.05	0.00	0.00	86.16
76.00	Powerwave P65-16-	3	17.605	29.752	0.75	20.77	0.000	0.000	617.87	0.00	0.00	232.59
76.00	Flat Low Profile Pla	1	17.605	29.752	1.00	31.60	0.000	0.000	940.16	0.00	0.00	1,700.00
87.00	RFS ATMAA1412D-	3	18.298	30.923	0.50	2.09	0.000	0.000	64.48	0.00	0.00	61.80
87.00	Andrew	3	18.298	30.923	0.50	1.42	0.000	0.000	44.07	0.00	0.00	48.90
87.00	RFS APX16DWV-	3	18.298	30.923	0.67	14.77	0.000	0.000	456.85	0.00	0.00	208.14
87.00	Flat Low Profile Pla	1	18.298	30.923	1.00	31.60	0.000	0.000	977.18	0.00	0.00	1,700.00
100.0	14" x 9" TTA	12	19.041	32.179	0.50	8.76	0.000	0.000	281.88	0.00	0.00	216.00
100.0	Diplexer	6	19.041	32.179	0.50	2.64	0.000	0.000	84.95	0.00	0.00	58.80
100.0	Flat Low Profile Pla	1	19.041	32.179	1.00	31.60	0.000	0.000	1,016.84	0.00	0.00	1,700.00
100.0	56" x 6" Panel	6	19.041	32.179	0.75	17.91	0.000	0.000	576.32	0.00	0.00	228.18
120.0	Flat Low Profile Pla	1	20.059	33.899	1.00	31.60	0.000	0.000	1,071.22	0.00	0.00	1,700.00
120.0	48" x 8" Panel	12	20.059	33.899	0.91	46.85	0.000	0.000	1,588.07	0.00	0.00	483.59
131.0	Flat Low Profile Pla	1	20.568	34.759	1.00	31.60	0.000	0.000	1,098.40	0.00	0.00	1,700.00
131.0	KMW AM-X-WM-17-65-	3	20.568	34.759	0.72	7.93	0.000	0.000	275.54	0.00	0.00	141.00
131.0	KMW	3	20.568	34.759	0.50	2.04	0.000	0.000	70.91	0.00	0.00	70.05
138.0	Flat Platform w/ Han	1	20.876	35.280	1.00	48.40	0.000	0.000	1,707.56	0.00	0.00	2,450.00
138.0	6' Omni	3	20.876	35.280	1.00	6.39	0.000	0.000	225.44	0.00	0.00	114.72
138.0	8' Omni	2	20.876	35.280	1.00	6.46	0.000	0.000	227.91	0.00	0.00	124.00
138.0	6' Omni	2	20.876	35.280	1.00	4.26	0.000	0.000	150.29	0.00	0.00	76.48
138.0	8' FM Antenna	1	21.047	35.569	1.00	15.00	0.000	4.000	533.54	0.00	2,134.17	75.00
138.0	6' Dipole	1	20.876	35.280	1.00	5.50	0.000	0.000	194.04	0.00	0.00	50.00
									13,151.48			13,437.69

Pole : 310968  
 Location : WSPT-Westport Rebuild CT, CT  
 Height : 140.0 (ft)  
 Shape : 18 Sides  
 Base Dia : 47.13 (in)  
 Top Dia : 20.50 (in)  
 Taper : 0.200036 (in/ft)

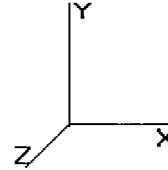
Code: TIA/EIA-222 Rev F

Copyright Semaan Engineering Solutions, Inc

2/25/2010 10:15:47 AM

Page: 11

Base Elev : 0.000 (ft)



**Load Case:** Ice                      73.61 mph Wind with Ice                      23 Iterations

Gust Response Factor : 1.69  
 Dead Load Factor : 1.00  
 Wind Load Factor : 1.00

**Linear Appurtenance Segment Forces**

Seg Top Elev (ft)	Description	Exposed To Wind	Length (ft)	Weight (lb/ft)	CaAa (sf/ft)	qz (psf)	FX (lb)	Dead Load (lb)
5.00	(12) 1 5/8" Coax	Yes	5.00	20.00	0.50	13.871	58.61	100.00
10.00	(12) 1 5/8" Coax	Yes	5.00	20.00	0.50	13.871	58.61	100.00
15.00	(12) 1 5/8" Coax	Yes	5.00	20.00	0.50	13.871	58.61	100.00
20.00	(12) 1 5/8" Coax	Yes	5.00	20.00	0.50	13.871	58.61	100.00
25.00	(12) 1 5/8" Coax	Yes	5.00	20.00	0.50	13.871	58.61	100.00
30.00	(12) 1 5/8" Coax	Yes	5.00	20.00	0.50	13.871	58.61	100.00
35.00	(12) 1 5/8" Coax	Yes	5.00	20.00	0.50	14.106	59.60	100.00
40.00	(12) 1 5/8" Coax	Yes	5.00	20.00	0.50	14.655	61.92	100.00
45.00	(12) 1 5/8" Coax	Yes	5.00	20.00	0.50	15.156	64.04	100.00
46.25	(12) 1 5/8" Coax	Yes	1.25	20.00	0.50	15.276	16.13	25.00
50.00	(12) 1 5/8" Coax	Yes	3.75	20.00	0.50	15.620	49.49	75.00
51.00	(12) 1 5/8" Coax	Yes	1.00	20.00	0.50	15.708	13.27	20.00
55.00	(12) 1 5/8" Coax	Yes	4.00	20.00	0.50	16.051	54.25	80.00
60.00	(12) 1 5/8" Coax	Yes	5.00	20.00	0.50	16.455	69.52	100.00
65.00	(12) 1 5/8" Coax	Yes	5.00	20.00	0.50	16.836	71.13	100.00
70.00	(12) 1 5/8" Coax	Yes	5.00	20.00	0.50	17.196	72.65	100.00
75.00	(12) 1 5/8" Coax	Yes	5.00	20.00	0.50	17.538	74.10	100.00
76.00	(12) 1 5/8" Coax	Yes	1.00	20.00	0.50	17.605	14.88	20.00
80.00	(12) 1 5/8" Coax	Yes	4.00	20.00	0.50	17.865	60.38	80.00
85.00	(12) 1 5/8" Coax	Yes	5.00	20.00	0.50	18.177	76.80	100.00
87.00	(12) 1 5/8" Coax	Yes	2.00	20.00	0.50	18.298	30.92	40.00
<b>Totals:</b>							<b>1,140.72</b>	<b>1,740.00</b>

Pole : 310968  
 Location : WSPT-Westport Rebuild CT, CT  
 Height : 140.0 (ft)  
 Shape : 18 Sides  
 Base Dia : 47.13 (in)  
 Top Dia : 20.50 (in)  
 Taper : 0.200036 (in/ft)

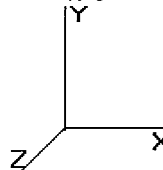
Code: TIA/EIA-222 Rev F

Copyright Semaan Engineering Solutions, Inc

2/25/2010 10:15:47 AM

Page: 12

Base Elev : 0.000 (ft)



<b>Load Case:</b> Ice	73.61 mph Wind with Ice	23 Iterations
Gust Response Factor : 1.69		
Dead Load Factor : 1.00		
Wind Load Factor : 1.00		

**Applied Segment Forces Summary**

Seg Elev (ft)	Lateral FX (-) (lb)	Axial FY (-) (lb)	Torsion MY (lb-ft)	Moment MZ (lb-ft)
0.00	0.00	0.00	0.00	0.00
5.00	361.01	1,673.62	0.00	0.00
10.00	354.66	1,643.53	0.00	0.00
15.00	348.30	1,613.44	0.00	0.00
20.00	341.95	1,583.35	0.00	0.00
25.00	335.60	1,553.26	0.00	0.00
30.00	329.25	1,523.17	0.00	0.00
35.00	328.38	1,493.08	0.00	0.00
40.00	334.44	1,462.98	0.00	0.00
45.00	338.95	1,432.89	0.00	0.00
46.25	84.31	353.81	0.00	0.00
50.00	261.31	1,821.45	0.00	0.00
51.00	69.39	480.47	0.00	0.00
55.00	280.69	1,120.08	0.00	0.00
60.00	352.92	1,372.71	0.00	0.00
65.00	353.37	1,342.61	0.00	0.00
70.00	353.06	1,312.52	0.00	0.00
75.00	352.06	1,282.43	0.00	0.00
76.00	2,575.70	2,484.15	0.00	0.00
80.00	279.70	960.35	0.00	0.00
85.00	348.24	1,173.05	0.00	0.00
87.00	1,680.44	2,480.00	0.00	0.00
90.00	159.46	622.53	0.00	0.00
93.50	184.18	712.49	0.00	0.00
95.00	78.97	390.87	0.00	0.00
97.25	117.80	579.41	0.00	0.00
100.0	2,102.72	2,485.67	0.00	0.00
105.0	256.30	453.62	0.00	0.00
110.0	250.77	440.41	0.00	0.00
115.0	244.90	427.19	0.00	0.00
120.0	2,898.00	2,597.57	0.00	0.00
125.0	232.22	362.97	0.00	0.00
130.0	225.45	349.75	0.00	0.00
131.0	1,488.91	1,979.66	0.00	0.00
135.0	173.96	253.30	0.00	0.00
138.0	3,166.07	3,074.81	0.00	2,134.17
140.0	83.28	109.00	0.00	0.00
<b>Totals:</b>	<b>21,726.74</b>	<b>45,002.22</b>	<b>0.00</b>	<b>2,134.17</b>

Pole : 310968  
 Location : WSPT-Westport Rebuild CT, CT  
 Height : 140.0 (ft)  
 Shape : 18 Sides  
 Base Dia : 47.13 (in)  
 Top Dia : 20.50 (in)  
 Taper : 0.200036 (in/ft)

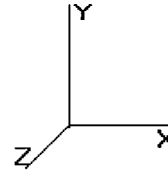
Code: TIA/EIA-222 Rev F

Copyright Semaan Engineering Solutions, Inc

2/25/2010 10:15:47 AM

Page: 13

Base Elev : 0.000 (ft)



<b>Load Case:</b> Ice	73.61 mph Wind with Ice	23 Iterations
Gust Response Factor : 1.69		
Dead Load Factor : 1.00		
Wind Load Factor : 1.00		

**Calculated Shaft Forces and Deflections**

Seg Elev (ft)	Lateral FX (-) (kips)	Axial FY (-) (kips)	Lateral FZ (kips)	Moment MX (ft-kips)	Torsion MY (ft-kips)	Moment MZ (ft-kips)	X Deflect (in)	Z Deflect (in)	Total Deflect (in)	Rotation (deg)
0.00	-21.784	-44.974	0.000	0.000	0.000	-2,093.588	0.000	0.000	0.000	0.000
5.00	-21.529	-43.247	0.000	0.000	0.000	-1,984.672	-0.077	0.000	0.077	-0.143
10.00	-21.273	-41.552	0.000	0.000	0.000	-1,877.031	-0.303	0.000	0.303	-0.287
15.00	-21.017	-39.887	0.000	0.000	0.000	-1,770.667	-0.682	0.000	0.682	-0.432
20.00	-20.759	-38.253	0.000	0.000	0.000	-1,665.587	-1.214	0.000	1.214	-0.579
25.00	-20.501	-36.651	0.000	0.000	0.000	-1,561.794	-1.900	0.000	1.900	-0.727
30.00	-20.241	-35.080	0.000	0.000	0.000	-1,459.293	-2.741	0.000	2.741	-0.876
35.00	-19.975	-33.541	0.000	0.000	0.000	-1,358.089	-3.738	0.000	3.738	-1.025
40.00	-19.696	-32.034	0.000	0.000	0.000	-1,258.214	-4.891	0.000	4.891	-1.174
45.00	-19.376	-30.577	0.000	0.000	0.000	-1,159.734	-6.201	0.000	6.201	-1.323
46.25	-19.323	-30.200	0.000	0.000	0.000	-1,135.515	-6.552	0.000	6.552	-1.361
50.00	-19.052	-28.362	0.000	0.000	0.000	-1,063.055	-7.666	0.000	7.666	-1.473
51.00	-19.006	-27.859	0.000	0.000	0.000	-1,044.004	-7.978	0.000	7.978	-1.503
55.00	-18.754	-26.706	0.000	0.000	0.000	-967.981	-9.288	0.000	9.288	-1.621
60.00	-18.419	-25.302	0.000	0.000	0.000	-874.213	-11.058	0.000	11.058	-1.754
65.00	-18.076	-23.931	0.000	0.000	0.000	-782.121	-12.966	0.000	12.966	-1.884
70.00	-17.728	-22.593	0.000	0.000	0.000	-691.741	-15.007	0.000	15.007	-2.010
75.00	-17.356	-21.302	0.000	0.000	0.000	-603.104	-17.177	0.000	17.177	-2.131
76.00	-14.708	-18.901	0.000	0.000	0.000	-585.749	-17.626	0.000	17.626	-2.155
80.00	-14.424	-17.927	0.000	0.000	0.000	-526.916	-19.472	0.000	19.472	-2.248
85.00	-14.051	-16.750	0.000	0.000	0.000	-454.797	-21.885	0.000	21.885	-2.358
87.00	-12.282	-14.331	0.000	0.000	0.000	-426.695	-22.882	0.000	22.882	-2.401
90.00	-12.113	-13.701	0.000	0.000	0.000	-389.848	-24.411	0.000	24.411	-2.464
93.50	-11.909	-12.987	0.000	0.000	0.000	-347.455	-26.244	0.000	26.244	-2.535
95.00	-11.821	-12.593	0.000	0.000	0.000	-329.592	-27.045	0.000	27.045	-2.565
97.25	-11.687	-12.010	0.000	0.000	0.000	-302.996	-28.264	0.000	28.264	-2.608
100.0	-9.494	-9.601	0.000	0.000	0.000	-270.858	-29.781	0.000	29.781	-2.658
105.0	-9.247	-9.129	0.000	0.000	0.000	-223.389	-32.676	0.000	32.676	-2.864
110.0	-9.001	-8.675	0.000	0.000	0.000	-177.153	-35.777	0.000	35.777	-3.050
115.0	-8.754	-8.240	0.000	0.000	0.000	-132.151	-39.060	0.000	39.060	-3.210
120.0	-5.723	-5.801	0.000	0.000	0.000	-88.384	-42.493	0.000	42.493	-3.339
125.0	-5.478	-5.444	0.000	0.000	0.000	-59.770	-46.044	0.000	46.044	-3.436
130.0	-5.235	-5.106	0.000	0.000	0.000	-32.382	-49.681	0.000	49.681	-3.505
131.0	-3.628	-3.220	0.000	0.000	0.000	-27.148	-50.416	0.000	50.416	-3.515
135.0	-3.440	-2.977	0.000	0.000	0.000	-12.634	-53.373	0.000	53.373	-3.543
138.0	-0.090	-0.104	0.000	0.000	0.000	-0.180	-55.602	0.000	55.602	-3.552
140.0	-0.083	0.000	0.000	0.000	0.000	0.000	-57.089	0.000	57.089	-3.552

Pole : 310968  
 Location : WSPT-Westport Rebuild CT, CT  
 Height : 140.0 (ft)  
 Shape : 18 Sides  
 Base Dia : 47.13 (in)  
 Top Dia : 20.50 (in)  
 Taper : 0.200036 (in/ft)

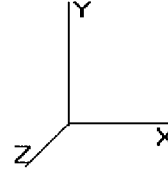
Code: TIA/EIA-222 Rev F

Copyright Semaan Engineering Solutions, Inc

2/25/2010 10:15:47 AM

Page: 14

Base Elev : 0.000 (ft)



<b>Load Case:</b> Ice	73.61 mph Wind with Ice	23 Iterations
Gust Response Factor : 1.69		
Dead Load Factor : 1.00		
Wind Load Factor : 1.00		

**Calculated Stresses**

Seg Elev (ft)	Applied Stresses							Combined (ksi)	Allowable Stress (Fb) (ksi)	Stress Ratio
	Axial (Y) (ksi)	Shear (X) (ksi)	Shear (Z) (ksi)	Torsion (ksi)	Bending (X) (ksi)	Bending (Z) (ksi)				
0.00	0.61	0.59	0.00	0.00	0.00	29.57	30.20	52.0	0.0	0.581
5.00	0.60	0.60	0.00	0.00	0.00	29.28	29.90	52.0	0.0	0.575
10.00	0.59	0.61	0.00	0.00	0.00	28.96	29.56	52.0	0.0	0.569
15.00	0.58	0.61	0.00	0.00	0.00	28.59	29.19	52.0	0.0	0.562
20.00	0.57	0.62	0.00	0.00	0.00	28.18	28.76	52.0	0.0	0.553
25.00	0.55	0.63	0.00	0.00	0.00	27.71	28.29	52.0	0.0	0.544
30.00	0.54	0.63	0.00	0.00	0.00	27.19	27.76	52.0	0.0	0.534
35.00	0.53	0.64	0.00	0.00	0.00	26.61	27.17	52.0	0.0	0.523
40.00	0.52	0.65	0.00	0.00	0.00	25.95	26.50	52.0	0.0	0.510
45.00	0.51	0.65	0.00	0.00	0.00	25.22	25.76	52.0	0.0	0.496
46.25	0.51	0.66	0.00	0.00	0.00	25.03	25.56	52.0	0.0	0.492
50.00	0.49	0.66	0.00	0.00	0.00	24.41	24.92	52.0	0.0	0.479
51.00	0.47	0.64	0.00	0.00	0.00	22.95	23.44	52.0	0.0	0.451
55.00	0.46	0.65	0.00	0.00	0.00	22.22	22.71	52.0	0.0	0.437
60.00	0.45	0.66	0.00	0.00	0.00	21.22	21.70	52.0	0.0	0.417
65.00	0.44	0.66	0.00	0.00	0.00	20.11	20.57	52.0	0.0	0.396
70.00	0.42	0.67	0.00	0.00	0.00	18.86	19.32	52.0	0.0	0.372
75.00	0.41	0.68	0.00	0.00	0.00	17.48	17.93	52.0	0.0	0.345
76.00	0.37	0.58	0.00	0.00	0.00	17.19	17.58	52.0	0.0	0.338
80.00	0.36	0.58	0.00	0.00	0.00	16.26	16.65	52.0	0.0	0.320
85.00	0.34	0.58	0.00	0.00	0.00	14.97	15.35	52.0	0.0	0.295
87.00	0.30	0.52	0.00	0.00	0.00	14.43	14.75	52.0	0.0	0.284
90.00	0.29	0.52	0.00	0.00	0.00	13.72	14.04	52.0	0.0	0.270
93.50	0.28	0.52	0.00	0.00	0.00	12.84	13.15	52.0	0.0	0.253
95.00	0.28	0.52	0.00	0.00	0.00	12.43	12.74	52.0	0.0	0.245
97.25	0.70	1.37	0.00	0.00	0.00	29.66	30.45	51.3	0.0	0.593
100.00	0.57	1.14	0.00	0.00	0.00	27.56	28.20	51.8	0.0	0.545
105.00	0.56	1.15	0.00	0.00	0.00	24.43	25.07	52.0	0.0	0.482
110.00	0.55	1.16	0.00	0.00	0.00	20.88	21.53	52.0	0.0	0.414
115.00	0.55	1.17	0.00	0.00	0.00	16.84	17.50	52.0	0.0	0.337
120.00	0.40	0.80	0.00	0.00	0.00	12.21	12.69	52.0	0.0	0.244
125.00	0.39	0.80	0.00	0.00	0.00	8.98	9.48	52.0	0.0	0.182
130.00	0.38	0.79	0.00	0.00	0.00	5.31	5.86	52.0	0.0	0.113
131.00	0.24	0.56	0.00	0.00	0.00	4.54	4.88	52.0	0.0	0.094
135.00	0.23	0.55	0.00	0.00	0.00	2.27	2.68	52.0	0.0	0.052
138.00	0.01	0.01	0.00	0.00	0.00	0.03	0.05	52.0	0.0	0.001
140.00	0.00	0.01	0.00	0.00	0.00	0.00	0.02	52.0	0.0	0.000

Pole : 310968  
 Location : WSPT-Westport Rebuild CT, CT  
 Height : 140.0 (ft)  
 Shape : 18 Sides  
 Base Dia : 47.13 (in)  
 Top Dia : 20.50 (in)  
 Taper : 0.200036 (in/ft)

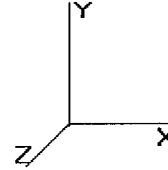
Code: TIA/EIA-222 Rev F

Copyright Semaan Engineering Solutions, Inc

2/25/2010 10:15:47 AM

Page: 15

Base Elev : 0.000 (ft)



<b>Load Case:</b> Twist/Sway	50.00 mph Wind with No Ice	22 Iterations
Gust Response Factor : 1.69		
Dead Load Factor : 1.00		
Wind Load Factor : 1.00		

**Shaft Segment Forces**

Seg Top Elev (ft)	Description	Kz	qz (psf)	qzGh (psf)	C (mph-ft)	Cf	Ice Thick (in)	Tributary (ft)	Aa (sf)	CfAa (sf)	Wind Force X (lb)	Dead Load Ice (lb)	Tot Dead Load (lb)	
0.00		0.00	1.00	6.400	10.81	196.37	0.650	0.00	0.00	0.000	0.00	0.0	0.0	
5.00		0.00	1.00	6.400	10.81	192.20	0.650	0.00	5.00	19.429	12.63	136.6	0.0	1,245.5
10.00		0.00	1.00	6.400	10.81	188.04	0.650	0.00	5.00	19.012	12.36	133.7	0.0	1,218.5
15.00		0.00	1.00	6.400	10.81	183.87	0.650	0.00	5.00	18.596	12.09	130.7	0.0	1,191.5
20.00		0.00	1.00	6.400	10.81	179.70	0.650	0.00	5.00	18.179	11.82	127.8	0.0	1,164.5
25.00		0.00	1.00	6.400	10.81	175.53	0.650	0.00	5.00	17.762	11.55	124.9	0.0	1,137.5
30.00		0.00	1.00	6.400	10.81	171.37	0.650	0.00	5.00	17.345	11.27	121.9	0.0	1,110.5
35.00		0.00	1.01	6.509	10.99	168.61	0.650	0.00	5.00	16.929	11.00	121.0	0.0	1,083.5
40.00		0.00	1.05	6.762	11.42	167.57	0.650	0.00	5.00	16.512	10.73	122.6	0.0	1,056.5
45.00		0.00	1.09	6.993	11.81	166.06	0.650	0.00	5.00	16.095	10.46	123.6	0.0	1,029.5
46.25	Bot - Section 2	0.00	1.10	7.048	11.91	165.62	0.650	0.00	1.25	3.959	2.57	30.6	0.0	253.1
50.00		0.00	1.12	7.207	12.17	164.16	0.650	0.00	3.75	12.032	7.82	95.3	0.0	1,518.9
51.00	Top - Section 1	0.00	1.13	7.248	12.24	163.74	0.650	0.00	1.00	3.169	2.06	25.2	0.0	399.9
55.00		0.00	1.15	7.406	12.51	166.41	0.650	0.00	4.00	12.509	8.13	101.8	0.0	799.8
60.00		0.00	1.18	7.592	12.83	163.95	0.650	0.00	5.00	15.262	9.92	127.3	0.0	975.5
65.00		0.00	1.21	7.768	13.12	161.24	0.650	0.00	5.00	14.845	9.65	126.7	0.0	948.5
70.00		0.00	1.24	7.934	13.40	158.32	0.650	0.00	5.00	14.428	9.38	125.7	0.0	921.4
75.00		0.00	1.26	8.092	13.67	155.20	0.650	0.00	5.00	14.011	9.11	124.5	0.0	894.4
76.00	Appertunance(s)	0.00	1.26	8.123	13.72	154.56	0.650	0.00	1.00	2.752	1.79	24.6	0.0	175.6
80.00		0.00	1.28	8.242	13.93	151.91	0.650	0.00	4.00	10.842	7.05	98.2	0.0	691.8
85.00		0.00	1.31	8.387	14.17	148.46	0.650	0.00	5.00	13.178	8.57	121.4	0.0	840.4
87.00	Appertunance(s)	0.00	1.31	8.442	14.26	147.04	0.650	0.00	2.00	5.154	3.35	47.8	0.0	328.6
90.00		0.00	1.33	8.525	14.40	144.87	0.650	0.00	3.00	7.607	4.94	71.2	0.0	484.8
93.50	Bot - Section 3	0.00	1.34	8.618	14.56	142.28	0.650	0.00	3.50	8.685	5.65	82.2	0.0	553.3
95.00		0.00	1.35	8.657	14.63	141.15	0.650	0.00	1.50	3.706	2.41	35.2	0.0	322.6
97.25	Top - Section 2	0.00	1.36	8.715	14.72	139.43	0.650	0.00	2.25	5.489	3.57	52.6	0.0	477.6
100.0	Appertunance(s)	0.00	1.37	8.785	14.84	139.13	0.650	0.00	2.75	6.595	4.29	63.6	0.0	159.2
105.0		0.00	1.39	8.908	15.05	135.19	0.650	0.00	5.00	11.667	7.58	114.2	0.0	281.6
110.0		0.00	1.41	9.028	15.25	131.14	0.650	0.00	5.00	11.250	7.31	111.6	0.0	271.5
115.0		0.00	1.42	9.143	15.45	126.99	0.650	0.00	5.00	10.834	7.04	108.8	0.0	261.4
120.0	Appertunance(s)	0.00	1.44	9.255	15.64	122.76	0.650	0.00	5.00	10.417	6.77	105.9	0.0	251.2
125.0		0.00	1.46	9.363	15.82	118.43	0.650	0.00	5.00	10.000	6.50	102.9	0.0	241.1
130.0		0.00	1.48	9.469	16.00	114.03	0.650	0.00	5.00	9.584	6.23	99.7	0.0	231.0
131.0	Appertunance(s)	0.00	1.48	9.490	16.03	113.14	0.650	0.00	1.00	1.867	1.21	19.5	0.0	45.0
135.0		0.00	1.49	9.572	16.17	109.55	0.650	0.00	4.00	7.300	4.75	76.8	0.0	175.9
138.0	Appertunance(s)	0.00	1.50	9.632	16.27	106.83	0.650	0.00	3.00	5.300	3.45	56.1	0.0	127.7
140.0		0.00	1.51	9.672	16.34	105.00	0.650	0.00	2.00	3.450	2.24	36.7	0.0	83.1
Totals:								140.00			3,328.9	0.0	22,952.4	

Pole : 310968  
 Location : WSPT-Westport Rebuild CT, CT  
 Height : 140.0 (ft)  
 Shape : 18 Sides  
 Base Dia : 47.13 (in)  
 Top Dia : 20.50 (in)  
 Taper : 0.200036 (in/ft)

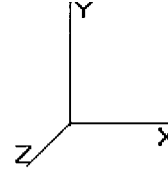
Code: TIA/EIA-222 Rev F

Copyright Semaan Engineering Solutions, Inc

2/25/2010 10:15:48 AM

Page: 16

Base Elev : 0.000 (ft)



<b>Load Case:</b> Twist/Sway	50.00 mph Wind with No Ice	22 Iterations
Gust Response Factor : 1.69		
Dead Load Factor : 1.00		
Wind Load Factor : 1.00		

**Discrete Appurtenance Segment Forces**

Elev (ft)	Description	Qty	qz (psf)	qzGh (psf)	CaAa Factor	Total CaAa (sf)	Horiz Ecc (ft)	Vert Ecc (ft)	Wind FX (lb)	Mom Y (lb-ft)	Mom Z (lb-ft)	Dead Load (lb)
76.00	Andrew DB844H80E-	6	8.123	13.727	0.88	19.69	0.000	0.000	270.35	0.00	0.00	60.00
76.00	Andrew 932DG65T2E-	3	8.123	13.727	0.76	7.96	0.000	0.000	109.23	0.00	0.00	28.50
76.00	Powerwave P65-16-	3	8.123	13.727	0.75	18.90	0.000	0.000	259.44	0.00	0.00	99.00
76.00	Flat Low Profile Pla	1	8.123	13.727	1.00	26.10	0.000	0.000	358.28	0.00	0.00	1,500.00
87.00	RFS ATMAA1412D-	3	8.442	14.268	0.50	1.75	0.000	0.000	25.04	0.00	0.00	39.00
87.00	Andrew	3	8.442	14.268	0.50	1.14	0.000	0.000	16.27	0.00	0.00	33.00
87.00	RFS APX16DWV-	3	8.442	14.268	0.67	13.47	0.000	0.000	192.14	0.00	0.00	118.80
87.00	Flat Low Profile Pla	1	8.442	14.268	1.00	26.10	0.000	0.000	372.39	0.00	0.00	1,500.00
100.0	14" x 9" TTA	12	8.785	14.847	0.50	7.38	0.000	0.000	109.57	0.00	0.00	120.00
100.0	Diplexer	6	8.785	14.847	0.50	2.10	0.000	0.000	31.18	0.00	0.00	30.00
100.0	Flat Low Profile Pla	1	8.785	14.847	1.00	26.10	0.000	0.000	387.50	0.00	0.00	1,500.00
100.0	56" x 6" Panel	6	8.785	14.847	0.75	15.53	0.000	0.000	230.50	0.00	0.00	120.00
120.0	Flat Low Profile Pla	1	9.255	15.641	1.00	26.10	0.000	0.000	408.22	0.00	0.00	1,500.00
120.0	48" x 8" Panel	12	9.255	15.641	0.91	40.73	0.000	0.000	637.07	0.00	0.00	168.00
131.0	Flat Low Profile Pla	1	9.490	16.038	1.00	26.10	0.000	0.000	418.58	0.00	0.00	1,500.00
131.0	KMW AM-X-WM-17-65-	3	9.490	16.038	0.72	6.83	0.000	0.000	109.47	0.00	0.00	90.00
131.0	KMW	3	9.490	16.038	0.50	1.69	0.000	0.000	27.18	0.00	0.00	47.70
138.0	Flat Platform w/ Han	1	9.632	16.278	1.00	42.40	0.000	0.000	690.18	0.00	0.00	2,000.00
138.0	6' Omni	3	9.632	16.278	1.00	5.28	0.000	0.000	85.94	0.00	0.00	75.00
138.0	8' Omni	2	9.632	16.278	1.00	4.80	0.000	0.000	78.13	0.00	0.00	80.00
138.0	6' Omni	2	9.632	16.278	1.00	3.52	0.000	0.000	57.30	0.00	0.00	50.00
138.0	8' FM Antenna	1	9.711	16.411	1.00	10.00	0.000	4.000	164.11	0.00	656.46	50.00
138.0	6' Dipole	1	9.632	16.278	1.00	4.00	0.000	0.000	65.11	0.00	0.00	30.00
									5,103.20			10,739.00

Pole : 310968  
 Location : WSPT-Westport Rebuild CT, CT  
 Height : 140.0 (ft)  
 Shape : 18 Sides  
 Base Dia : 47.13 (in)  
 Top Dia : 20.50 (in)  
 Taper : 0.200036 (in/ft)

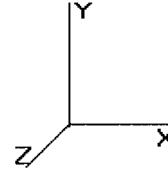
Code : TIA/EIA-222 Rev F

Copyright Semaan Engineering Solutions, Inc

2/25/2010 10:15:48 AM

Page: 17

Base Elev : 0.000 (ft)



<b>Load Case:</b> Twist/Sway	50.00 mph Wind with No Ice	22 Iterations
Gust Response Factor : 1.69		
Dead Load Factor : 1.00		
Wind Load Factor : 1.00		

**Linear Appurtenance Segment Forces**

Seg Top Elev (ft)	Description	Exposed To Wind	Length (ft)	Weight (lb/ft)	CaAa (sf/ft)	qz (psf)	FX (lb)	Dead Load (lb)
5.00	(12) 1 5/8" Coax	Yes	5.00	9.84	0.40	6.400	21.63	49.20
10.00	(12) 1 5/8" Coax	Yes	5.00	9.84	0.40	6.400	21.63	49.20
15.00	(12) 1 5/8" Coax	Yes	5.00	9.84	0.40	6.400	21.63	49.20
20.00	(12) 1 5/8" Coax	Yes	5.00	9.84	0.40	6.400	21.63	49.20
25.00	(12) 1 5/8" Coax	Yes	5.00	9.84	0.40	6.400	21.63	49.20
30.00	(12) 1 5/8" Coax	Yes	5.00	9.84	0.40	6.400	21.63	49.20
35.00	(12) 1 5/8" Coax	Yes	5.00	9.84	0.40	6.509	22.00	49.20
40.00	(12) 1 5/8" Coax	Yes	5.00	9.84	0.40	6.762	22.85	49.20
45.00	(12) 1 5/8" Coax	Yes	5.00	9.84	0.40	6.993	23.64	49.20
46.25	(12) 1 5/8" Coax	Yes	1.25	9.84	0.40	7.048	5.96	12.30
50.00	(12) 1 5/8" Coax	Yes	3.75	9.84	0.40	7.207	18.27	36.90
51.00	(12) 1 5/8" Coax	Yes	1.00	9.84	0.40	7.248	4.90	9.84
55.00	(12) 1 5/8" Coax	Yes	4.00	9.84	0.40	7.406	20.02	39.36
60.00	(12) 1 5/8" Coax	Yes	5.00	9.84	0.40	7.592	25.66	49.20
65.00	(12) 1 5/8" Coax	Yes	5.00	9.84	0.40	7.768	26.25	49.20
70.00	(12) 1 5/8" Coax	Yes	5.00	9.84	0.40	7.934	26.82	49.20
75.00	(12) 1 5/8" Coax	Yes	5.00	9.84	0.40	8.092	27.35	49.20
76.00	(12) 1 5/8" Coax	Yes	1.00	9.84	0.40	8.123	5.49	9.84
80.00	(12) 1 5/8" Coax	Yes	4.00	9.84	0.40	8.242	22.29	39.36
85.00	(12) 1 5/8" Coax	Yes	5.00	9.84	0.40	8.387	28.35	49.20
87.00	(12) 1 5/8" Coax	Yes	2.00	9.84	0.40	8.442	11.41	19.68
<b>Totals:</b>							<b>421.05</b>	<b>856.08</b>



Pole : 310968  
 Location : WSPT-Westport Rebuild CT, CT  
 Height : 140.0 (ft)  
 Shape : 18 Sides  
 Base Dia : 47.13 (in)  
 Top Dia : 20.50 (in)  
 Taper : 0.200036 (in/ft)

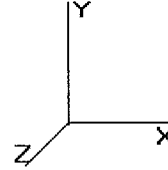
Code: TIA/EIA-222 Rev F

Copyright Semaan Engineering Solutions, Inc

2/25/2010 10:15:48 AM

Page: 18

Base Elev : 0.000 (ft)



**Load Case:** Twist/Sway      50.00 mph Wind with No Ice      22 Iterations

Gust Response Factor : 1.69  
 Dead Load Factor : 1.00  
 Wind Load Factor : 1.00

**Applied Segment Forces Summary**

Seg Elev (ft)	Lateral FX (-) (lb)	Axial FY (-) (lb)	Torsion MY (lb-ft)	Moment MZ (lb-ft)
0.00	0.00	0.00	0.00	0.00
5.00	158.23	1,478.94	0.00	0.00
10.00	155.30	1,451.93	0.00	0.00
15.00	152.37	1,424.93	0.00	0.00
20.00	149.44	1,397.92	0.00	0.00
25.00	146.51	1,370.92	0.00	0.00
30.00	143.58	1,343.91	0.00	0.00
35.00	143.03	1,316.91	0.00	0.00
40.00	145.50	1,289.90	0.00	0.00
45.00	147.28	1,262.90	0.00	0.00
46.25	36.60	311.50	0.00	0.00
50.00	113.52	1,693.96	0.00	0.00
51.00	30.13	446.59	0.00	0.00
55.00	121.79	986.55	0.00	0.00
60.00	152.94	1,208.88	0.00	0.00
65.00	152.92	1,181.88	0.00	0.00
70.00	152.56	1,154.87	0.00	0.00
75.00	151.90	1,127.87	0.00	0.00
76.00	1,027.35	1,909.83	0.00	0.00
80.00	120.46	839.17	0.00	0.00
85.00	149.75	1,024.66	0.00	0.00
87.00	665.05	2,093.10	0.00	0.00
90.00	71.23	565.83	0.00	0.00
93.50	82.22	647.85	0.00	0.00
95.00	35.25	363.10	0.00	0.00
97.25	52.55	538.38	0.00	0.00
100.0	822.39	2,003.47	0.00	0.00
105.0	114.17	367.22	0.00	0.00
110.0	111.57	357.09	0.00	0.00
115.0	108.81	346.96	0.00	0.00
120.0	1,151.20	2,004.84	0.00	0.00
125.0	102.86	288.91	0.00	0.00
130.0	99.68	278.78	0.00	0.00
131.0	574.69	1,692.24	0.00	0.00
135.0	76.76	198.99	0.00	0.00
138.0	1,196.86	2,429.99	0.00	656.46
140.0	36.65	83.08	0.00	0.00
<b>Totals:</b>	<b>8,853.11</b>	<b>38,483.83</b>	<b>0.00</b>	<b>656.46</b>

Pole : 310968  
 Location : WSPT-Westport Rebuild CT, CT  
 Height : 140.0 (ft)  
 Shape : 18 Sides  
 Base Dia : 47.13 (in)  
 Top Dia : 20.50 (in)  
 Taper : 0.200036 (in/ft)

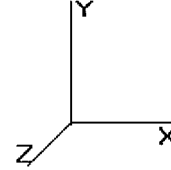
Code: TIA/EIA-222 Rev F

Copyright Semaan Engineering Solutions, Inc

2/25/2010 10:15:48 AM

Page: 19

Base Elev : 0.000 (ft)



<b>Load Case:</b> Twist/Sway	50.00 mph Wind with No Ice	22 Iterations
Gust Response Factor : 1.69		
Dead Load Factor : 1.00		
Wind Load Factor : 1.00		

**Calculated Shaft Forces and Deflections**

Seg Elev (ft)	Lateral FX (-) (kips)	Axial FY (-) (kips)	Lateral FZ (kips)	Moment MX (ft-kips)	Torsion MY (ft-kips)	Moment MZ (ft-kips)	X Deflect (in)	Z Deflect (in)	Total Deflect (in)	Rotation (deg)
0.00	-8.872	-38.479	0.000	0.000	0.000	-834.619	0.000	0.000	0.000	0.000
5.00	-8.750	-36.992	0.000	0.000	0.000	-790.260	-0.031	0.000	0.031	-0.057
10.00	-8.628	-35.531	0.000	0.000	0.000	-746.512	-0.121	0.000	0.121	-0.114
15.00	-8.507	-34.098	0.000	0.000	0.000	-703.373	-0.272	0.000	0.272	-0.172
20.00	-8.386	-32.692	0.000	0.000	0.000	-660.840	-0.483	0.000	0.483	-0.230
25.00	-8.265	-31.314	0.000	0.000	0.000	-618.912	-0.756	0.000	0.756	-0.289
30.00	-8.145	-29.962	0.000	0.000	0.000	-577.587	-1.090	0.000	1.090	-0.348
35.00	-8.023	-28.638	0.000	0.000	0.000	-536.864	-1.486	0.000	1.486	-0.407
40.00	-7.895	-27.341	0.000	0.000	0.000	-496.752	-1.944	0.000	1.944	-0.466
45.00	-7.754	-26.075	0.000	0.000	0.000	-457.276	-2.463	0.000	2.463	-0.524
46.25	-7.728	-25.759	0.000	0.000	0.000	-447.584	-2.603	0.000	2.603	-0.539
50.00	-7.609	-24.063	0.000	0.000	0.000	-418.605	-3.044	0.000	3.044	-0.584
51.00	-7.587	-23.613	0.000	0.000	0.000	-410.996	-3.168	0.000	3.168	-0.596
55.00	-7.474	-22.621	0.000	0.000	0.000	-380.650	-3.687	0.000	3.687	-0.642
60.00	-7.326	-21.408	0.000	0.000	0.000	-343.282	-4.388	0.000	4.388	-0.694
65.00	-7.176	-20.222	0.000	0.000	0.000	-306.652	-5.142	0.000	5.142	-0.745
70.00	-7.024	-19.063	0.000	0.000	0.000	-270.773	-5.950	0.000	5.950	-0.795
75.00	-6.865	-17.934	0.000	0.000	0.000	-235.653	-6.807	0.000	6.807	-0.842
76.00	-5.816	-16.037	0.000	0.000	0.000	-228.788	-6.985	0.000	6.985	-0.851
80.00	-5.693	-15.196	0.000	0.000	0.000	-205.526	-7.714	0.000	7.714	-0.887
85.00	-5.534	-14.171	0.000	0.000	0.000	-177.061	-8.667	0.000	8.667	-0.930
87.00	-4.840	-12.087	0.000	0.000	0.000	-165.992	-9.060	0.000	9.060	-0.947
90.00	-4.764	-11.521	0.000	0.000	0.000	-151.474	-9.663	0.000	9.663	-0.972
93.50	-4.674	-10.873	0.000	0.000	0.000	-134.800	-10.386	0.000	10.386	-0.999
95.00	-4.635	-10.509	0.000	0.000	0.000	-127.788	-10.702	0.000	10.702	-1.011
97.25	-4.576	-9.970	0.000	0.000	0.000	-117.359	-11.182	0.000	11.182	-1.027
100.0	-3.725	-7.979	0.000	0.000	0.000	-104.773	-11.780	0.000	11.780	-1.047
105.0	-3.614	-7.609	0.000	0.000	0.000	-86.148	-12.920	0.000	12.920	-1.126
110.0	-3.504	-7.250	0.000	0.000	0.000	-68.079	-14.139	0.000	14.139	-1.198
115.0	-3.394	-6.902	0.000	0.000	0.000	-50.560	-15.428	0.000	15.428	-1.259
120.0	-2.202	-4.922	0.000	0.000	0.000	-33.590	-16.775	0.000	16.775	-1.309
125.0	-2.095	-4.635	0.000	0.000	0.000	-22.580	-18.167	0.000	18.167	-1.346
130.0	-1.990	-4.358	0.000	0.000	0.000	-12.105	-19.591	0.000	19.591	-1.371
131.0	-1.375	-2.680	0.000	0.000	0.000	-10.116	-19.879	0.000	19.879	-1.375
135.0	-1.294	-2.482	0.000	0.000	0.000	-4.615	-21.036	0.000	21.036	-1.386
138.0	-0.039	-0.082	0.000	0.000	0.000	-0.077	-21.908	0.000	21.908	-1.389
140.0	-0.037	0.000	0.000	0.000	0.000	0.000	-22.490	0.000	22.490	-1.389

Pole : 310968  
 Location : WSPT-Westport Rebuild CT, CT  
 Height : 140.0 (ft)  
 Shape : 18 Sides  
 Base Dia : 47.13 (in)  
 Top Dia : 20.50 (in)  
 Taper : 0.200036 (in/ft)

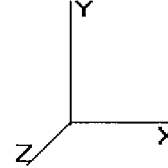
Code: TIA/EIA-222 Rev F

Copyright Semaan Engineering Solutions, Inc

2/25/2010 10:15:48 AM

Page: 20

Base Elev : 0.000 (ft)



<b>Load Case:</b> Twist/Sway	50.00 mph Wind with No Ice	22 Iterations
Gust Response Factor : 1.69		
Dead Load Factor : 1.00		
Wind Load Factor : 1.00		

**Calculated Stresses**

Seg Elev (ft)	Applied Stresses							Allowable Stress (Fb) (ksi)	Stress Ratio	
	Axial (Y) (ksi)	Shear (X) (ksi)	Shear (Z) (ksi)	Torsion (ksi)	Bending (X) (ksi)	Bending (Z) (ksi)	Combined (ksi)			
0.00	0.52	0.24	0.00	0.00	0.00	11.79	12.32	52.0	0.0	0.237
5.00	0.51	0.24	0.00	0.00	0.00	11.66	12.18	52.0	0.0	0.234
10.00	0.50	0.25	0.00	0.00	0.00	11.52	12.03	52.0	0.0	0.231
15.00	0.49	0.25	0.00	0.00	0.00	11.36	11.86	52.0	0.0	0.228
20.00	0.48	0.25	0.00	0.00	0.00	11.18	11.67	52.0	0.0	0.225
25.00	0.47	0.25	0.00	0.00	0.00	10.98	11.46	52.0	0.0	0.221
30.00	0.46	0.25	0.00	0.00	0.00	10.76	11.24	52.0	0.0	0.216
35.00	0.46	0.26	0.00	0.00	0.00	10.52	10.98	52.0	0.0	0.211
40.00	0.45	0.26	0.00	0.00	0.00	10.25	10.70	52.0	0.0	0.206
45.00	0.44	0.26	0.00	0.00	0.00	9.94	10.39	52.0	0.0	0.200
46.25	0.43	0.26	0.00	0.00	0.00	9.86	10.31	52.0	0.0	0.198
50.00	0.41	0.26	0.00	0.00	0.00	9.61	10.03	52.0	0.0	0.193
51.00	0.40	0.26	0.00	0.00	0.00	9.03	9.44	52.0	0.0	0.182
55.00	0.39	0.26	0.00	0.00	0.00	8.74	9.14	52.0	0.0	0.176
60.00	0.38	0.26	0.00	0.00	0.00	8.33	8.72	52.0	0.0	0.168
65.00	0.37	0.26	0.00	0.00	0.00	7.88	8.26	52.0	0.0	0.159
70.00	0.36	0.27	0.00	0.00	0.00	7.38	7.76	52.0	0.0	0.149
75.00	0.35	0.27	0.00	0.00	0.00	6.83	7.19	52.0	0.0	0.138
76.00	0.31	0.23	0.00	0.00	0.00	6.71	7.04	52.0	0.0	0.135
80.00	0.30	0.23	0.00	0.00	0.00	6.34	6.66	52.0	0.0	0.128
85.00	0.29	0.23	0.00	0.00	0.00	5.83	6.13	52.0	0.0	0.118
87.00	0.25	0.20	0.00	0.00	0.00	5.61	5.87	52.0	0.0	0.113
90.00	0.25	0.20	0.00	0.00	0.00	5.33	5.59	52.0	0.0	0.108
93.50	0.24	0.21	0.00	0.00	0.00	4.98	5.23	52.0	0.0	0.101
95.00	0.23	0.21	0.00	0.00	0.00	4.82	5.07	52.0	0.0	0.097
97.25	0.58	0.54	0.00	0.00	0.00	11.49	12.10	51.3	0.0	0.236
100.00	0.47	0.45	0.00	0.00	0.00	10.66	11.16	51.8	0.0	0.216
105.00	0.47	0.45	0.00	0.00	0.00	9.42	9.92	52.0	0.0	0.191
110.00	0.46	0.45	0.00	0.00	0.00	8.02	8.52	52.0	0.0	0.164
115.00	0.46	0.45	0.00	0.00	0.00	6.44	6.94	52.0	0.0	0.134
120.00	0.34	0.31	0.00	0.00	0.00	4.64	5.01	52.0	0.0	0.096
125.00	0.33	0.30	0.00	0.00	0.00	3.39	3.76	52.0	0.0	0.072
130.00	0.33	0.30	0.00	0.00	0.00	1.99	2.37	52.0	0.0	0.046
131.00	0.20	0.21	0.00	0.00	0.00	1.69	1.93	52.0	0.0	0.037
135.00	0.20	0.21	0.00	0.00	0.00	0.83	1.09	52.0	0.0	0.021
138.00	0.01	0.01	0.00	0.00	0.00	0.01	0.02	52.0	0.0	0.000
140.00	0.00	0.01	0.00	0.00	0.00	0.00	0.01	52.0	0.0	0.000

Pole : 310968  
 Location : WSPT-Westport Rebuild CT, CT  
 Height : 140.0 (ft)  
 Shape : 18 Sides  
 Base Dia : 47.13 (in)  
 Top Dia : 20.50 (in)  
 Taper : 0.200036 (in/ft)

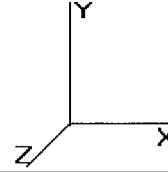
Code: TIA/EIA-222 Rev F

Copyright Semaon Engineering Solutions, Inc

2/25/2010 10:15:49 AM

Page: 21

Base Elev : 0.000 (ft)



### Analysis Summary

Load Case	Reactions						Max Stresses			
	Shear FX (kips)	Shear FZ (kips)	Axial FY (kips)	Moment MX (ft-kips)	Moment MY (ft-kips)	Moment MZ (ft-kips)	Combined Stress (ksi)	Allowable Stress (ksi)	Elev (ft)	Stress Ratio
No Ice	25.6	0.00	38.45	0.00	0.00	2410.86	34.59	52.0	0.00	0.666
Ice	21.8	0.00	44.97	0.00	0.00	2093.59	30.45	51.3	97.25	0.593
Twist/Sway	8.9	0.00	38.48	0.00	0.00	834.62	12.32	52.0	0.00	0.237

Pole : 310968  
 Location : WSPT-Westport Rebuild CT, CT  
 Height : 140.0 (ft)  
 Shape : 18 Sides  
 Base Dia : 47.13 (in)  
 Top Dia : 20.50 (in)  
 Taper : 0.200036 (in/ft)

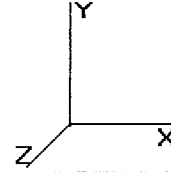
Code: TIA/EIA-222 Rev F

Copyright Semaan Engineering Solutions, Inc

2/25/2010 10:15:49 AM

Page: 22

Base Elev : 0.000 (ft)



## Base Summary

### Reactions

Original Design			Analysis			Moment
Moment (kip-ft)	Axial (kip)	Shear (kip)	Moment (kip-ft)	Axial (kip)	Shear (kip)	Design %
3,550.00	37.00	35.00	2,410.86	44.97	25.64	67.91

### Base Plate

Yield (ksi)	Thick (in)	Width (in)	Style	Poly Sides	Clip Len (in)	Effective Len (in)	Moment (kip-in)	Allow Stress (ksi)	Applied Stress (ksi)	Stress Ratio
50.0	3.250	54.000	Clipped	0	12.00	9.349	281.84	49.99	17.12	0.34

### Anchor Bolts

Bolt Circle	Num Bolts	Bolt Type	Bolt Dia (in)	Yield (ksi)	Ultimate (ksi)	Arrange	Cluster Dist (in)	Start Angle (deg)	Compression			Tension		
									Force (kip)	Allow (kip)	Ratio	Force (kip)	Allow (kip)	Ratio
54.00	16	2.25" 18J	2.25	75.00	100.00	Clustered	6.00	45.0	136.75	194.98	0.70	131.13	194.98	0.67

280 Trumbull Street  
Hartford, CT 06103-3597  
Main (860) 275-8200  
Fax (860) 275-8299  
kbaldwin@rc.com  
Direct (860) 275-8345

ORIGINAL

December 13, 2010

RECEIVED  
DEC 14 2010  
CONNECTICUT  
SITING COUNCIL

Linda Roberts  
Executive Director  
Connecticut Siting Council  
10 Franklin Square  
New Britain, CT 06051

Re: **Notice of Completion of Construction Activity**  
**EM-VER-148-100309** – 20 Alexander Drive, Wallingford, Connecticut  
**EM-VER-156-100211** – 668 Jones Hill Road, West Haven, Connecticut  
**EM-VER-157-100422** – 56 Northfield Road, Weston, Connecticut  
**EM-VER-158-100216** – Bayberry Lane, Westport, Connecticut  
**EM-VER-158-100119** – Post Office Lane, Westport, Connecticut  
**EM-VER-167-100222** – 77 Pease Road, Woodbridge, Connecticut

Dear Ms. Roberts:

The purpose of this letter is to notify you that construction activity associated with the above-referenced facility modifications has been completed.

If you have any questions or need any additional information regarding any of these facilities, please do not hesitate to contact me.



Law Offices

BOSTON

PROVIDENCE

HARTFORD

NEW LONDON

STAMFORD

WHITE PLAINS

NEW YORK CITY

ALBANY

SARASOTA

www.rc.com

Sincerely,

Kenneth C. Baldwin

KCB/kmd

Copy to:

Sandy M. Carter

**UPS CampusShip: View/Print Label**

- 1. Ensure there are no other shipping or tracking labels attached to your package.** Select the Print button on the print dialog box that appears. Note: If your browser does not support this function select Print from the File menu to print the label.
- 2. Fold the printed label at the solid line below.** Place the label in a UPS Shipping Pouch. If you do not have a pouch, affix the folded label using clear plastic shipping tape over the entire label.
- 3. GETTING YOUR SHIPMENT TO UPS**  
**Customers with a Daily Pickup**  
 Your driver will pickup your shipment(s) as usual.

**Customers without a Daily Pickup**

Take your package to any location of The UPS Store®, UPS Access Point(TM) location, UPS Drop Box, UPS Customer Center, Staples® or Authorized Shipping Outlet near you. Items sent via UPS Return Services(SM) (including via Ground) are also accepted at Drop Boxes. To find the location nearest you, please visit the Resources area of CampusShip and select UPS Locations.





Schedule a same day or future day Pickup to have a UPS driver pickup all your CampusShip packages. Hand the package to any UPS driver in your area.

UPS Access Point™  
CVS STORE # 972  
555 WASHINGTON ST  
SOUTH EASTON ,MA 02375

UPS Access Point™  
CVS STORE # 7232  
689 DEPOT ST  
NORTH EASTON ,MA 02356

UPS Access Point™  
TOWN LINE GENERAL STORE  
450 E CENTER ST  
WEST BRIDGEWATER ,MA 02379

FOLD HERE

<p style="text-align: right;"><b>5 LBS</b></p> <p style="text-align: right;"><b>1 OF 1</b></p> <p><b>SHIP TO:</b>          SELECTMAN AND ZONING          JIM MARPE AND JAMES EZZES          110 MYRTLE AVE          WESTPORT TOWN HALL  <b>WESTPORT CT 06880-3514</b></p>	<p style="font-size: 2em;"><b>CT 066 9-02</b></p> 	<p style="font-size: 1.5em;"><b>UPS GROUND</b></p> <p>TRACKING #: 1Z 9Y4 503 03 2714 0875</p> 	<p><b>BILLING: P/P</b></p> <p>Reference # 1: 310968          Reference # 2: WSPT Westport Rebuild CT  <small>C5.22.0.1g.WNTNVS033.0A.08/2021*</small></p> 
			<p style="text-align: center;">310968</p> 

# Proof of Delivery

Dear Customer,

This notice serves as proof of delivery for the shipment listed below.

**Tracking Number**

1Z9Y45030327140875

**Weight**

5.00 LBS

**Service**

UPS Ground

**Shipped / Billed On**

08/27/2021

**Delivered On**

10/14/2021 10:16 A.M.

**Delivered To**

WESTPORT, CT, US

**Received By**

RICH

**Left At**

Inside Delivery

Thank you for giving us this opportunity to serve you. Details are only available for shipments delivered within the last 120 days. Please print for your records if you require this information after 120 days.

Sincerely,

UPS

Tracking results provided by UPS: 10/25/2021 2:41 P.M. EST



Centerline Communications LLC

028457

CONNECTICUT SITING COUNCIL

Check: 28457  
Date: 8/25/2021  
Vendor: 0

<u>Invoice</u>	<u>P.O. Num.</u>	<u>Invoice Amt</u>	<u>Prior Balance</u>	<u>Retention</u>	<u>Discount</u>	<u>Amt. Paid</u>
531661-004		625.00	625.00	0.00	0.00	625.00
ATC - VERIZON-13685614						
		<u>625.00</u>	<u>625.00</u>	<u>0.00</u>	<u>0.00</u>	<u>625.00</u>

**Centerline Communications LLC**

750 W. Center Street  
Suite 301  
W. Bridgewater, MA 02379  
(781) 713-4725

ROCKLAND TRUST COMPANY  
MEDFIELD, MA 02052

53-447/113

028457

28457

DATE

AMOUNT

8/25/2021

\*\*\*\*\*625.00

PAY  
TO THE  
ORDER  
OF

THE SUM OF SIX HUNDRED TWENTY FIVE DOLLARS AND NO CENTS

\*\*\*\*\*

CONNECTICUT SITING COUNCIL

VOID AFTER 90 DAYS

AUTHORIZED SIGNATURE

Security features. Details on back



⑈0 28457⑈

MJ Umali, Site Acquisition Consultant  
c/o Cellco Partnership d/b/a Verizon Wireless  
Centerline Communications, LLC  
750 West Center Street, Floor 3  
West Bridgewater, MA 02379  
Mobile: (978) 568-7906  
[MUmali@centerlinecommunications.com](mailto:MUmali@centerlinecommunications.com)

August 24, 2021

Melanie A. Bachman  
Acting Executive Director  
Connecticut Siting Council  
10 Franklin Square  
New Britain, CT 06051

**RE: Notice of Exempt Modification // Site: WESTPORT II (ATC: 310968)**  
**180A Bayberry Lane, Westport, CT 06880**  
**N 41.17166 // W 73.3285**

Dear Ms. Bachman,

Cellco Partnership d/b/a Verizon Wireless currently maintains 12 antennas at the 110-ft level on the existing 140-foot monopole tower, located at 180A Bayberry Lane, Westport, CT. The tower is owned by American Tower. The property is also owned by the Town of Westport. The Council approved Verizon Wireless use of the existing tower in 1998. Verizon Wireless now intends to remove 3 antennas and install 6 new ones for the LTE (3700 MHz) replacements for its 5G upgrade. Additionally, Verizon Wireless will remove 9 Remote Radio Heads (RRHs) and install with 12 new RRHs and install 3 diplexers; altogether updating leased equipment rights, as reflected by the final configuration outlined in the structural analysis and proposed hereby.

Please accept this letter as notification pursuant to Regulations of Connecticut State Agencies §16-50j-73, for construction that constitutes an exempt modification pursuant to R.C.S.A. § 16-50j-72(b)(2). In accordance with R.C.S.A. § 16-50j-73, a copy of this letter is being sent to Jim Marpe, First Selectman, its Chair of Zoning Board of Appeals, James C. Ezzes, the tower owner, American Tower, and the property owner, the Town of Westport.

The planned modifications to the facility fall squarely within those activities explicitly provided for in R.C.S.A. § 16-50j-72(b)(2). Enclosed to accommodate this filing are construction drawings dated August 4, 2021, by Dewberry Engineers, Inc., a structural analysis dated June 16, 2021, by A.T. Engineering, PLLC., and a structural mount analysis by Maser Consulting Connecticut date June 24, 2021, and radio frequency (RF) analysis table showing worst-case RF emission calculation by Verizon Wireless RF Design Engineering.

1. The proposed modifications will not result in an increase in the height of the existing structure.
2. The proposed modifications will not require the extension of the site boundary.
3. The proposed modifications will not increase noise levels at the facility by six decibels or more, or to levels that exceed state and local criteria.
4. The operation of the new antennas will not increase radio frequency emissions at the facility to a level at or above the Federal Communications Commission safety standard.
5. The proposed modifications will not cause a change or alteration in the physical or environmental characteristics of the site.
6. The existing structure and its foundation can support the proposed loading, as shown in the attached structural analysis by A.T. Engineering, PLLC, dated June 16, 2021, and a structural mount analysis by Maser Consulting Connecticut, dated June 24, 2021, pursuant to certain conditions defined therein. Design and engineering is fully illustrated within final construction drawings, signed and stamped dated August 4, 2021.

For the foregoing reasons, Verizon Wireless respectfully submits that the proposed modifications to the above referenced telecommunications facility constitute an exempt modification under R.C.S.A. § 16-50j-72(b)(2).

Sincerely,

*MJ Umali*

---

MJ Umali, Site Acquisition Consultant  
c/o Cellco Partnership d/b/a Verizon Wireless  
Centerline Communications, LLC  
750 West Center Street, Floor 3  
West Bridgewater, MA 02379  
Mobile: (978) 568-7906  
[MUmali@centerlinecommunications.com](mailto:MUmali@centerlinecommunications.com)

Attachments

cc: Jim Marpe, First Selectman – Chief Elected Official  
James C. Ezzes, Chair of Zoning Board of Appeals - as P&Z official  
American Tower Corporation - as tower owner  
Town of Westport - as ground owner

**UPS CampusShip: View/Print Label**

- 1. **Ensure there are no other shipping or tracking labels attached to your package.** Select the Print button on the print dialog box that appears. Note: If your browser does not support this function select Print from the File menu to print the label.
- 2. **Fold the printed label at the solid line below.** Place the label in a UPS Shipping Pouch. If you do not have a pouch, affix the folded label using clear plastic shipping tape over the entire label.
- 3. **GETTING YOUR SHIPMENT TO UPS**  
**Customers with a Daily Pickup**  
 Your driver will pickup your shipment(s) as usual.

**Customers without a Daily Pickup**

Take your package to any location of The UPS Store®, UPS Access Point(TM) location, UPS Drop Box, UPS Customer Center, Staples® or Authorized Shipping Outlet near you. Items sent via UPS Return Services(SM) (including via Ground) are also accepted at Drop Boxes. To find the location nearest you, please visit the Resources area of CampusShip and select UPS Locations.



Schedule a same day or future day Pickup to have a UPS driver pickup all your CampusShip packages. Hand the package to any UPS driver in your area.

UPS Access Point™  
CVS STORE # 972  
555 WASHINGTON ST  
SOUTH EASTON ,MA 02375

UPS Access Point™  
CVS STORE # 7232  
689 DEPOT ST  
NORTH EASTON ,MA 02356

UPS Access Point™  
TOWN LINE GENERAL STORE  
450 E CENTER ST  
WEST BRIDGEWATER ,MA 02379

FOLD HERE

<p style="text-align: right;"><b>1 OF 1</b></p> <p style="text-align: center;"><b>5 LBS</b></p> <p style="text-align: center;"><b>SHIP TO:</b>          SELECTMAN AND ZONING          JIM MARPE AND JAMES EZZES          110 MYRTLE AVE          WESTPORT TOWN HALL  <b>WESTPORT CT 06880-3514</b></p>	<p style="text-align: center;"><b>CT 066 9-02</b></p> 	<p style="text-align: center;"><b>UPS GROUND</b></p> <p>TRACKING #: 1Z 9Y4 503 03 2714 0875</p> 	<p style="text-align: center;"><b>BILLING: P/P</b></p> <p style="text-align: center;">Reference # 1: 310968          Reference # 2: WSPT Westport Rebuild CT  <small>C5.22.0.1g.WNTNVS033.0A.08/2021*</small></p>
			
			<p>310968</p> 

**UPS CampusShip: View/Print Label**

- 1. **Ensure there are no other shipping or tracking labels attached to your package.** Select the Print button on the print dialog box that appears. Note: If your browser does not support this function select Print from the File menu to print the label.
- 2. **Fold the printed label at the solid line below.** Place the label in a UPS Shipping Pouch. If you do not have a pouch, affix the folded label using clear plastic shipping tape over the entire label.
- 3. **GETTING YOUR SHIPMENT TO UPS**  
**Customers with a Daily Pickup**  
 Your driver will pickup your shipment(s) as usual.

**Customers without a Daily Pickup**

Take your package to any location of The UPS Store®, UPS Access Point(TM) location, UPS Drop Box, UPS Customer Center, Staples® or Authorized Shipping Outlet near you. Items sent via UPS Return Services(SM) (including via Ground) are also accepted at Drop Boxes. To find the location nearest you, please visit the Resources area of CampusShip and select UPS Locations.




Schedule a same day or future day Pickup to have a UPS driver pickup all your CampusShip packages. Hand the package to any UPS driver in your area.

UPS Access Point™  
CVS STORE # 972  
555 WASHINGTON ST  
SOUTH EASTON ,MA 02375

UPS Access Point™  
CVS STORE # 7232  
689 DEPOT ST  
NORTH EASTON ,MA 02356

UPS Access Point™  
TOWN LINE GENERAL STORE  
450 E CENTER ST  
WEST BRIDGEWATER ,MA 02379

FOLD HERE

<p style="text-align: right;"><b>1 OF 1</b></p> <p style="text-align: center;"><b>5 LBS</b></p> <p>MIJUMALT 9785687906 CENTERLINE COMMUNICATIONS, LLC 750 WEST CENTER STREET WEST BRIDGEWATER MA 02379</p> <p><b>SHIP TO:</b> LAND MANAGEMENT 7814287250 AMERICAN TOWER CORPORATION 10 PRESIDENTIAL WAY <b>WOBURN MA 01801-1053</b></p>	<p style="font-size: 2em; font-weight: bold;">MA 018 9-04</p> 	<p style="font-size: 1.5em; font-weight: bold;">UPS GROUND</p> <p>TRACKING #: 1Z 9Y4 503 03 3888 3267</p> 	<p style="text-align: center;"><b>BILLING: P/P</b></p> <div style="text-align: right;">  </div> <p style="font-size: 0.8em;">CS 22.0.18. WNTNV50 33.0A 08/2021*</p>
---	---	---	--




**AMERICAN TOWER®**  
CORPORATION

---

## Structural Analysis Report

**Structure** : 140 ft Monopole  
**ATC Site Name** : WSPT-WESTPORT REBUILD CT, CT  
**ATC Asset Number** : 310968  
**Engineering Number** : 13685614\_C3\_02  
**Proposed Carrier** : VERIZON WIRELESS  
**Carrier Site Name** : WESTPORT II  
**Carrier Site Number** : 468226  
**Site Location** : 180A Bayberry Lane  
Westport, CT 06880-2844  
41.171700,-73.328500  
**County** : Fairfield  
**Date** : June 16, 2021  
**Max Usage** : 58%  
**Result** : Pass



Prepared By:  
Lyle Morin  
Structural Engineer I

Reviewed By:

COA: PEC.0001553



**Table of Contents**

Introduction .....	1
Supporting Documents .....	1
Analysis .....	1
Conclusion.....	1
Existing and Reserved Equipment.....	2
Equipment to be Removed.....	2
Proposed Equipment .....	2
Structure Usages .....	3
Foundations .....	3
Deflection and Sway .....	3
Standard Conditions .....	4
Calculations .....	Attached



## Introduction

The purpose of this report is to summarize results of a structural analysis performed on the 140 ft monopole to reflect the change in loading by VERIZON WIRELESS.

## Supporting Documents

<b>Tower Drawings</b>	PJF, Penn Summit Job #29204-0171, dated July 1, 2004
<b>Foundation Drawing</b>	PJF, Penn Summit Job #29204-0171, dated June 10, 2004
<b>Geotechnical Report</b>	GeoTechnologies Project #1-02-1190-EA, dated September 23, 2002

## Analysis

The tower was analyzed using American Tower Corporation's tower analysis software. This program considers an elastic three-dimensional model and second-order effects per ANSI/TIA-222.

<b>Basic Wind Speed:</b>	118 mph (3-Second Gust)
<b>Basic Wind Speed w/ Ice:</b>	50 mph (3-Second Gust) w/ 1" radial ice concurrent
<b>Code:</b>	ANSI/TIA-222-H / 2015 IBC / 2018 Connecticut State Building Code
<b>Exposure Category:</b>	B
<b>Risk Category:</b>	II
<b>Topographic Factor Procedure:</b>	Method 1
<b>Topographic Category:</b>	1
<b>Crest Height (H):</b>	0 ft
<b>Spectral Response:</b>	$S_s = 0.23, S_1 = 0.06$
<b>Site Class:</b>	D - Stiff Soil

## Conclusion

Based on the analysis results, the structure meets the requirements per the applicable codes listed above. The tower and foundation can support the equipment as described in this report.

If you have any questions or require additional information, please contact American Tower via email at [Engineering@americantower.com](mailto:Engineering@americantower.com). Please include the American Tower site name, site number, and engineering number in the subject line for any questions.





**Existing and Reserved Equipment**

Elev. <sup>1</sup> (ft)	Qty	Equipment	Mount Type	Lines	Carrier
147.1	3	dbSpectra DS7C09P36U-D	Platform with Handrails	(3) 1 5/8" Coax (1) 1/2" Coax (1) EW90	TOWN OF WESTPORT
141.0	1	Generic 12' Dipole			
140.0	1	TX RX Systems 432F-83W-01-C-110/110R/48/48R			
	1	RFS SC3-W100AB			
138.0	1	Generic 6' Omni			
	1	Generic 12' Omni			
	1	Generic 6' FM antenna			
130.0	3	Alcatel-Lucent 800 MHz 2X50W RRH w/ Filter	Platform with Handrails	(4) 1 1/4" Hybriflex Cable	SPRINT NEXTEL
	3	Alcatel-Lucent 4x40W RRH (91 lb)			
	3	Alcatel-Lucent TD-RRH8x20-25 w/ Solar Shield			
	3	RFS APXV9TM14-ALU-I20*			
	3	RFS APXVSP18-C-A20			
121.0	1	Andrew DB586	Low Profile Platform	(2) 1 1/4" Coax (1) 1/2" Coax	EVERSOURCE ENERGY
116.0	2	Generic 6' Omni		(2) 1/2" Coax	OTHER
110.0	3	Samsung B2/B66A RRH-BR049	Platform with Handrails	(6) 1 5/8" Coax (1) 2.02 (51.2mm) Hybrid	VERIZON WIRELESS
	3	Commscope CBC78T-DS-43-2X			
	3	Samsung B5/B13 RRH-BR04C			
	1	RFS DB-C1-12C-24AB-0Z			
	3	Antel BXA-70080/6CF__			
	6	Commscope JAHH-65B-R3B			
100.0	12	Powerwave Allgon LGP21401	Platform with Handrails	(1) 0.28" (7.1mm) Fiber (1) 0.39" (10mm) Fiber Trunk (2) 0.74" (18.7mm) 8 AWG 7 (2) 0.78" (19.7mm) 8 AWG 6 (12) 1 5/8" Coax (1) 3" conduit (1) 3/8" (0.38"-9.5mm) RET Control Cable	AT&T MOBILITY
	12	Powerwave Allgon 7020.00 Dual Band RET			
	1	Raycap DC6-48-60-18-8F ("Squid")			
	3	CCI HPA-65R-BUU-H6			
	6	Powerwave Allgon 7770.00			
	3	Ericsson RRUS 32 B2			
	3	Ericsson RRUS-11 (50 lbs.)			
87.0	3	Ericsson AIR32 B66Aa/B2a	Low Profile Platform	(2) 1 1/4" (1.25"-31.8mm) Fiber (1) 1 5/8" (1.63"-41.3mm) Fiber (12) 1 5/8" Coax	T-MOBILE
	3	Ericsson AIR 21, 1.3M, B4A B2P			
	3	Ericsson Radio 4449 B12,B71			
	3	RFS ATMAA1412D-1A20			
	3	RFS APXVAARR24_43-U-NA20			



**Equipment to be Removed**

Elev. <sup>1</sup> (ft)	Qty	Equipment	Mount Type	Lines	Carrier
110.0	3	Samsung Outdoor CBRS 20W RRH	-	-	VERIZON WIRELESS
	3	Samsung Outdoor LAA 1W RRH –Clip-on Antenna			

**Proposed Equipment**

Elev. <sup>1</sup> (ft)	Qty	Equipment	Mount Type	Lines	Carrier
110.0	3	Samsung Outdoor CBRS 20W RRH –Clip-on Antenna	Platform with Handrails	-	VERIZON WIRELESS
	3	Samsung RT4401-48A			
	3	Samsung MT6407-77A			

<sup>1</sup> Contracted elevations are shown for appurtenances within contracted installation tolerances. Appurtenances outside of contract limits are shown at installed elevations.

**Structure Usages**

Structural Component	Controlling Usage	Pass/Fail
Anchor Bolts	58%	Pass
Shaft	56%	Pass
Base Plate	39%	Pass

**Foundations**

Reaction Component	Original Design Reactions	Factored Design Reactions*	Analysis Reactions	% of Design
Moment (Kips-Ft)	3,550.0	4,792.5	2,470.4	52%
Shear (Kips)	35.0	47.3	24.4	52%

\* The design reactions are factored by 1.35 per ANSI/TIA-222-H, Sec. 15.6.2

The structure base reactions resulting from this analysis are acceptable when compared to those shown on the original structure drawings, therefore no modification or reinforcement of the foundation will be required.

**Deflection and Sway\***

Antenna Elevation (ft)	Antenna	Carrier	Deflection (ft)	Sway (Rotation) (°)
140.0	RFS SC3-W100AB	TOWN OF WESTPORT	1.309	0.963
110.0	Samsung Outdoor CBRS 20W RRH –Clip-on Antenna	VERIZON WIRELESS	0.825	0.839
	Samsung RT4401-48A			
	Samsung MT6407-77A			

\*Deflection and Sway was evaluated considering a design wind speed of 60 mph (3-Second Gust) per ANSI/TIA-222-H



## Standard Conditions

All engineering services performed by A.T. Engineering Service, PLLC are prepared on the basis that the information used is current and correct. This information may consist of, but is not limited to the following:

- Information supplied by the client regarding antenna, mounts and feed line loading
- Information from drawings, design and analysis documents, and field notes in the possession of A.T. Engineering Service, PLLC

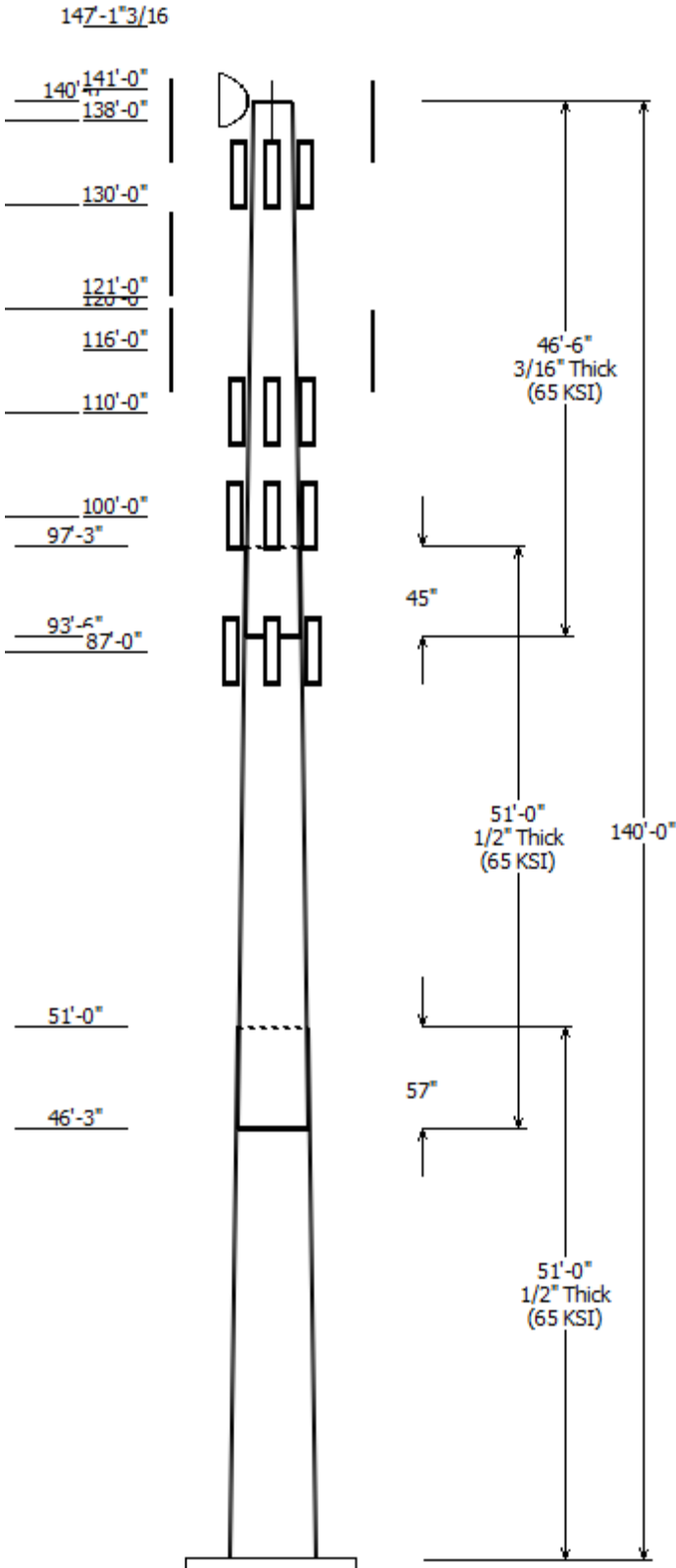
It is the responsibility of the client to ensure that the information provided to A.T. Engineering Service, PLLC and used in the performance of our engineering services is correct and complete.

All assets of American Tower Corporation, its affiliates and subsidiaries (collectively "American Tower") are inspected at regular intervals. Based upon these inspections and in the absence of information to the contrary, American Tower assumes that all structures were constructed in accordance with the drawings and specifications.

Unless explicitly agreed by both the client and A.T. Engineering Service, PLLC, all services will be performed in accordance with the current revision of ANSI/TIA-222.

All services are performed, results obtained, and recommendations made in accordance with generally accepted engineering principles and practices. A.T. Engineering Service, PLLC is not responsible for the conclusions, opinions and recommendations made by others based on the information supplied herein.

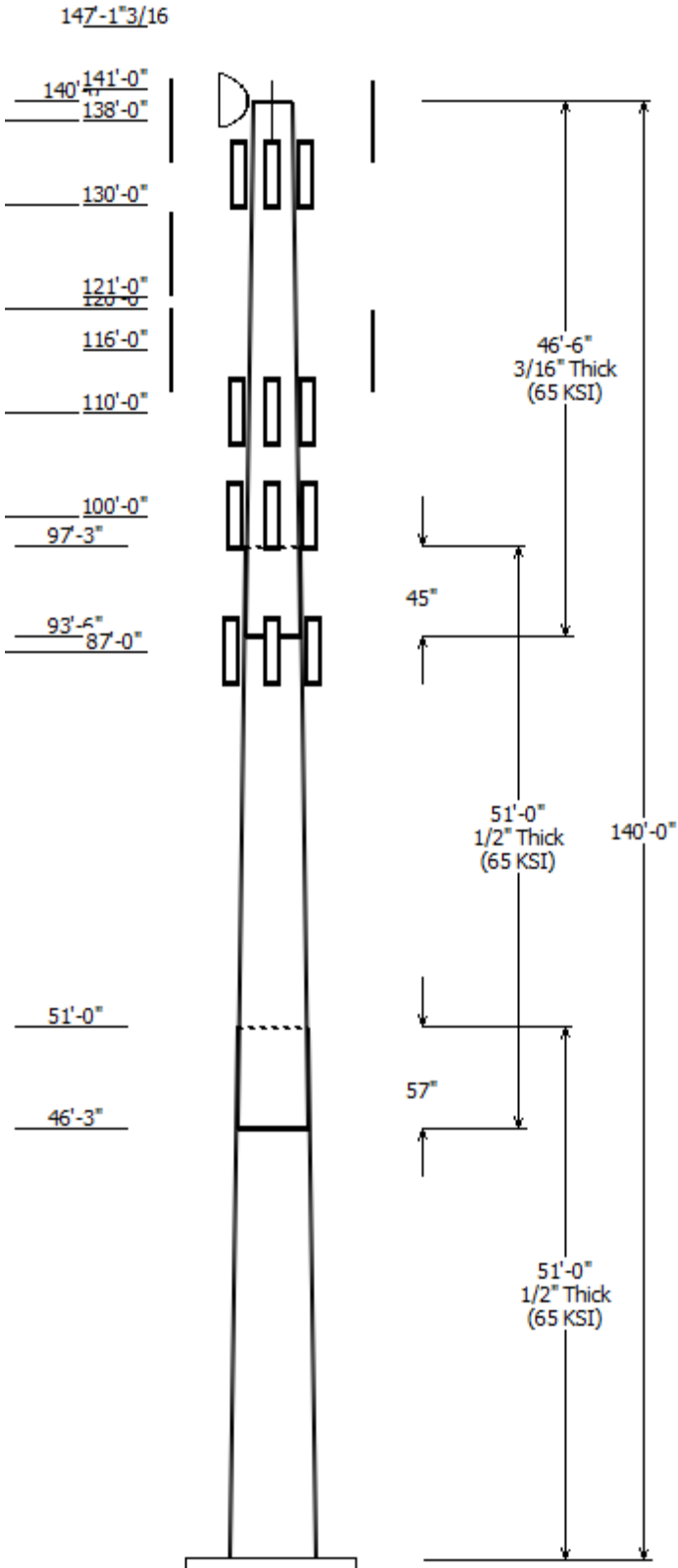
© 2007 - 2021 by ATC IP LLC. All rights reserved.



Job Information	
Client : VERIZON WIRELESS	Code: ANSI/TIA-222-H
Pole : 310968	Location : WSPT-WESTPORT REBUILD CT, CT
Description : 140 ft Summit Monopole	Risk Category : II
Shape : 18 Sides	Exposure : B
Height : 140.00 (ft)	Topo Method : Method 1
Base Elev (ft): 0.00	Topographic Category : 1
Taper: 0.200036(in/ft)	

Sections Properties						
Shaft Section	Length (ft)	Diameter (in)		Thick Joint (in)	Overlap Length (in)	Steel Grade
		Across Top	Flats Bottom			
1	51.000	36.92	47.13	0.500	0.000	18 Sides 65
2	51.000	28.67	38.87	0.500	57.000	18 Sides 65
3	46.500	20.50	29.80	0.188	45.000	18 Sides 65

Discrete Appurtenance			
Attach Elev (ft)	Force Elev (ft)	Qty	Description
147.100	147.100	3	dbSpectra DS7C09P36U-D
141.000	141.000	1	Generic 12' Dipole
140.000	140.000	1	TX RX Systems 432F-83W-01-C-
140.000	140.000	1	RFS SC3-W100AB
138.000	138.000	1	Flat Platform w/ Handrails
138.000	138.000	1	Generic 6' FM antenna
138.000	138.000	1	Generic 12' Omni
138.000	138.000	1	Generic 6' Omni
130.000	130.000	1	Flat Platform w/ Handrails
130.000	131.000	3	RFS APXVSP18-C-A20
130.000	131.000	3	RFS APXV9TM14-ALU-I20*
130.000	131.000	3	Alcatel-Lucent TD-RRH8x20-25
130.000	131.000	3	Alcatel-Lucent 4x40W RRH (91 I
130.000	131.000	3	Alcatel-Lucent 800 MHz 2X50W
121.000	123.000	1	Andrew DB586
120.000	120.000	1	Flat Low Profile Platform
116.000	116.000	2	Generic 6' Omni
110.000	110.000	1	Low Profile Platform w/ Site P
110.000	110.000	6	Commscope JAHH-65B-R3B
110.000	110.000	3	Antel BXA-70080/6CF__
110.000	110.000	3	Samsung MT6407-77A
110.000	110.000	1	RFS DB-C1-12C-24AB-0Z
110.000	110.000	3	Samsung B5/B13 RRH-BR04C
110.000	110.000	3	Samsung B2/B66A RRH-BR049
110.000	110.000	3	Samsung Outdoor CBRS 20W
110.000	110.000	3	Samsung RT4401-48A
110.000	110.000	3	Commscope CBC78T-DS-43-2X
100.000	100.000	1	Flat Low Profile Platform
100.000	100.000	3	CCI HPA-65R-BUU-H6
100.000	100.000	6	Powerwave Allgon 7770.00
100.000	100.000	3	Ericsson RRUS 32 B2
100.000	100.000	3	Ericsson RRUS-11 (50 lbs.)
100.000	100.000	1	Raycap DC6-48-60-18-8F
100.000	100.000	12	Powerwave Allgon LGP21401
100.000	100.000	12	Powerwave Allgon 7020.00
87.000	87.000	1	Flat Low Profile Platform
87.000	87.000	3	RFS APXVAARR24_43-U-NA20
87.000	87.000	3	Ericsson AIR32 B66Aa/B2a
87.000	87.000	3	Ericsson AIR 21, 1.3M, B4A B2P
87.000	87.000	3	Ericsson Radio 4449 B12,B71
87.000	87.000	3	RFS ATMAA1412D-1A20



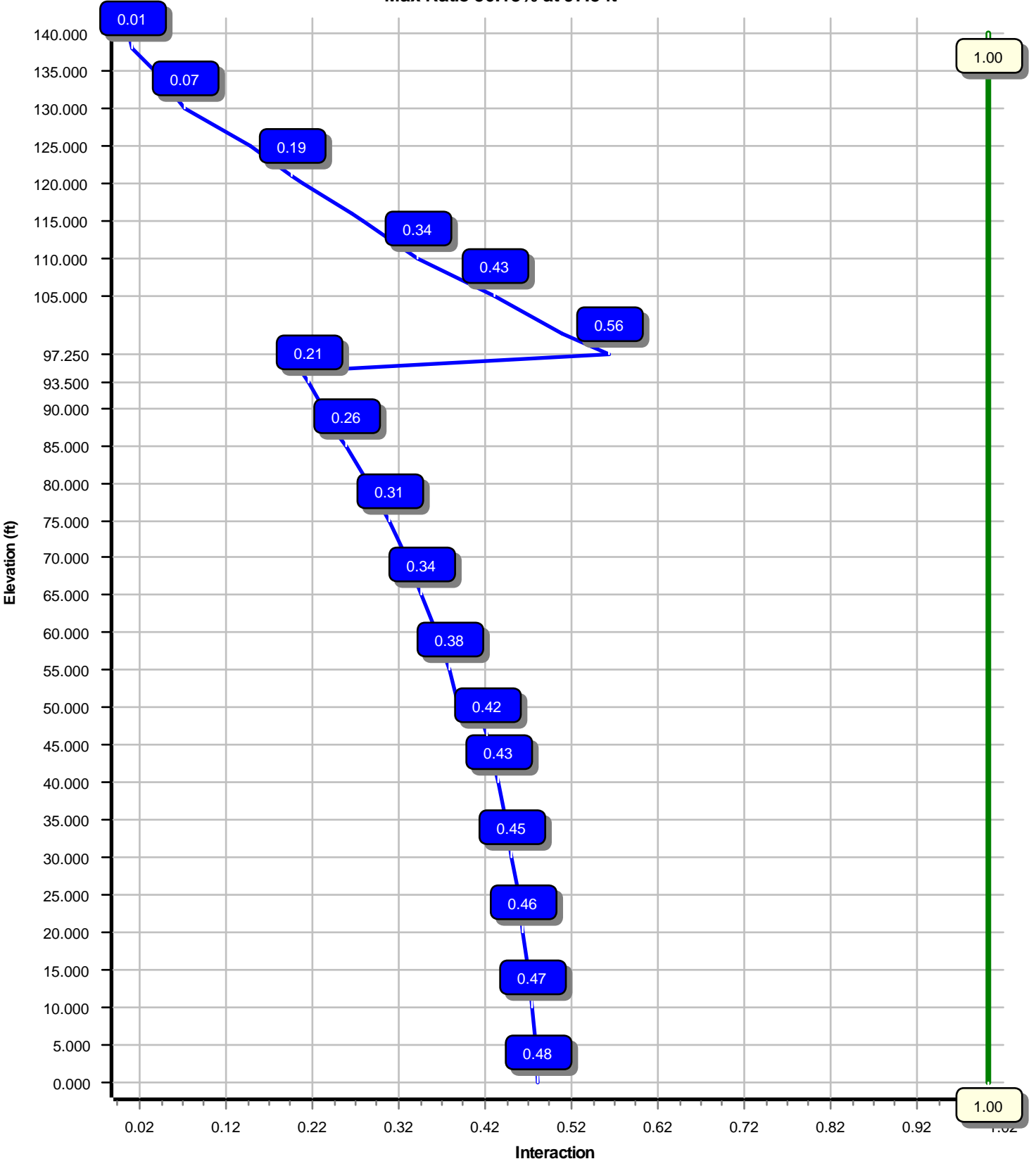
Linear Appurtenance			
Elev (ft)		Description	Exposed To Wind
From	To		
0.000	87.000	1 1/4" (1.25"-	No
0.000	87.000	1 5/8" (1.63"-	No
0.000	87.000	1 5/8" Coax	No
0.000	100.0	0.28" (7.1mm)	No
0.000	100.0	0.39" (10mm)	No
0.000	100.0	0.74" (18.7mm) 8	No
0.000	100.0	0.78" (19.7mm) 8	No
0.000	100.0	1 5/8" Coax	No
0.000	100.0	3" conduit	No
0.000	100.0	3/8" (0.38"-	No
0.000	110.0	1 5/8" Coax	No
0.000	110.0	2.02 (51.2mm)	No
0.000	116.0	1/2" Coax	No
0.000	121.0	1 1/4" Coax	No
0.000	121.0	1/2" Coax	No
0.000	130.0	1 1/4" Hybriflex	No
0.000	138.0	1 5/8" Coax	No
0.000	138.0	3/8" Coax	No
0.000	138.0	7/8" Coax	No
0.000	140.0	1/2" Coax	No
0.000	140.0	EW90	No
0.000	141.0	7/8" Coax	No
0.000	147.1	1 5/8" Coax	No

Load Cases	
1.2D + 1.0W	118 mph with No Ice
0.9D + 1.0W	118 mph with No Ice (Reduced DL)
1.2D + 1.0Di + 1.0Wi	50 mph with 1.00 in Radial Ice
1.2D + 1.0Ev + 1.0Eh	Seismic
0.9D - 1.0Ev + 1.0Eh	Seismic (Reduced DL)
1.0D + 1.0W	Serviceability 60 mph

Reactions			
Load Case	Moment (kip-ft)	Shear (kip)	Axial (kip)
1.2D + 1.0W	2470.40	24.43	52.53
0.9D + 1.0W	2440.98	24.41	39.39
1.2D + 1.0Di + 1.0Wi	653.08	6.50	67.25
1.2D + 1.0Ev + 1.0Eh	145.01	1.32	52.79
0.9D - 1.0Ev + 1.0Eh	142.78	1.32	36.01
1.0D + 1.0W	567.27	5.65	43.80

Dish Deflections			
Load Case	Attach Elev (ft)	Deflection (in)	Rotation (deg)
1.0D + 1.0W	140.00	15.706	0.963

Load Case : 1.2D + 1.0W  
Max Ratio 56.18% at 97.3 ft



Site Number: 310968

Code: ANSI/TIA-222-H

© 2007 - 2021 by ATC IP LLC. All rights reserved.

Site Name: WSPT-WESTPORT REBUILD CT, Engineering Number: 13685614\_C3\_02

6/16/2021 4:08:58 PM

Customer: VERIZON WIRELESS

Analysis Parameters

Location :	Fairfield County, CT	Height (ft) :	140
Code :	ANSI/TIA-222-H	Base Diameter (in) :	47.13
Shape :	18 Sides	Top Diameter (in) :	20.50
Pole Type :	Taper	Taper (in/ft) :	0.200
Pole Manufacturer :	PennSummit Tub	Rotation (deg) :	0.00
Kd (non-service) :	0.95	Ke :	0.99

Ice & Wind Parameters

Exposure Category:	B	Design Wind Speed Without Ice:	118 mph
Risk Category:	II	Design Wind Speed With Ice:	50 mph
Topographic Factor Procedure:	Method 1	Operational Wind Speed:	60 mph
Topographic Category:	1	Design Ice Thickness:	1.00 in
Crest Height:	0 ft	HMSL:	250.00 ft

Seismic Parameters

Analysis Method:	Equivalent Lateral Force Method		
Site Class:	D - Stiff Soil		
Period Based on Rayleigh Method (sec):	2.24		
T <sub>L</sub> (sec):	6	p:	1
S <sub>s</sub> :	0.227	S <sub>1</sub> :	0.056
F <sub>a</sub> :	1.600	F <sub>v</sub> :	2.400
S <sub>ds</sub> :	0.242	S <sub>d1</sub> :	0.090
		C <sub>s</sub> :	0.030
		C <sub>s</sub> Max:	0.030
		C <sub>s</sub> Min:	0.030

Load Cases

1.2D + 1.0W	118 mph with No Ice
0.9D + 1.0W	118 mph with No Ice (Reduced DL)
1.2D + 1.0Di + 1.0Wi	50 mph with 1.00 in Radial Ice
1.2D + 1.0Ev + 1.0Eh	Seismic
0.9D - 1.0Ev + 1.0Eh	Seismic (Reduced DL)
1.0D + 1.0W	Serviceability 60 mph

**Shaft Section Properties**

Sect Info	Length (ft)	Thick (in)	Fy (ksi)	Joint Type	Slip Joint Len (in)	Weight (lb)	Bottom						Top							
							Dia (in)	Elev (ft)	Area (in <sup>2</sup> )	Ix (in <sup>4</sup> )	W/t Ratio	D/t Ratio	Dia (in)	Elev (ft)	Area (in <sup>2</sup> )	Ix (in <sup>4</sup> )	W/t Ratio	D/t Ratio	Taper (in/ft)	
1-18	51.000	0.5000	65		0.00	11,437	47.13	0.00	74.00	20328.7	14.86	94.26	36.92	51.00	57.81	9692.3	11.26	73.86	0.200036	
2-18	51.000	0.5000	65	Slip	57.00	9,165	38.87	46.25	60.90	11333.7	11.95	77.76	28.67	97.25	44.71	4485.1	8.35	57.35	0.200036	
3-18	46.500	0.1875	65	Slip	45.00	2,351	29.80	93.50	17.62	1952.7	26.26	158.94	20.50	140.00	12.09	630.1	17.52	109.33	0.200036	
Shaft Weight						22,952														

**Discrete Appurtenance Properties**

Attach Elev (ft)	Description	Qty	Ka	Vert Ecc (ft)	Weight (lb)	No Ice EPAa (sf)	Orientation Factor	Weight (lb)	Ice EPAa (sf)	Orientation Factor
147.10	dbSpectra DS7C09P36U-D	3	0.75	0.000	70.00	3.550	0.75	130.81	6.896	0.75
141.00	Generic 12' Dipole	1	0.75	0.000	40.00	4.510	1.00	128.40	9.255	1.00
140.00	TX RX Systems 432F-83W-01-C-	1	0.75	0.000	18.00	1.500	1.00	49.28	2.039	1.00
140.00	RFS SC3-W100AB	1	0.75	0.000	40.00	10.737	1.00	223.95	12.007	1.00
138.00	Generic 6' Omni	1	0.75	0.000	25.00	1.760	1.00	55.51	2.592	1.00
138.00	Generic 12' Omni	1	0.75	0.000	40.00	3.600	1.00	100.08	6.443	1.00
138.00	Generic 6' FM antenna	1	0.75	0.000	30.00	13.450	1.00	480.49	16.495	1.00
138.00	Flat Platform w/ Handrails	1	1.00	0.000	1,750.00	33.000	1.00	2,572.92	43.802	1.00
130.00	Alcatel-Lucent 800 MHz 2X50W	3	0.75	1.000	64.00	2.058	0.50	114.64	2.687	0.50
130.00	Alcatel-Lucent 4x40W RRH (91	3	0.75	1.000	91.00	3.287	0.50	162.96	4.071	0.50
130.00	Alcatel-Lucent TD-RRH8x20-25	3	0.75	1.000	70.00	4.046	0.50	132.12	4.919	0.50
130.00	RFS APXV9TM14-ALU-I20*	3	0.75	1.000	55.10	6.342	0.66	145.60	7.774	0.66
130.00	RFS APXVSP18-C-A20	3	0.75	1.000	57.00	8.024	0.69	170.38	9.857	0.69
130.00	Flat Platform w/ Handrails	1	1.00	0.000	2,000.00	42.400	1.00	2,934.09	56.184	1.00
121.00	Andrew DB586	1	1.00	2.000	8.30	0.740	1.00	8.68	0.774	1.00
120.00	Flat Low Profile Platform	1	1.00	0.000	1,500.00	26.100	1.00	1,922.55	38.552	1.00
116.00	Generic 6' Omni	2	1.00	0.000	25.00	1.760	1.00	55.00	2.579	1.00
110.00	Commscope CBC78T-DS-43-2X	3	0.75	0.000	20.70	0.552	0.50	34.98	0.880	0.50
110.00	Samsung Outdoor CBRS 20W	3	0.75	0.000	4.40	0.892	0.50	16.03	1.305	0.50
110.00	Samsung RT4401-48A	3	0.75	0.000	18.60	0.996	0.50	36.05	1.438	0.50
110.00	Samsung B2/B66A RRH-BR049	3	0.75	0.000	84.40	1.875	0.50	125.62	2.458	0.50
110.00	Samsung B5/B13 RRH-BR04C	3	0.75	0.000	70.30	1.875	0.50	107.26	2.458	0.50
110.00	RFS DB-C1-12C-24AB-0Z	1	0.75	0.000	32.00	4.056	1.00	114.12	4.938	1.00
110.00	Samsung MT6407-77A	3	0.75	0.000	81.60	4.709	0.61	147.46	5.690	0.61
110.00	Antel BXA-70080/6CF__	3	0.75	0.000	18.00	5.836	0.72	99.20	7.373	0.72
110.00	Commscope JAHH-65B-R3B	6	0.75	0.000	60.60	9.113	0.69	191.32	10.906	0.69
110.00	Low Profile Platform w/ Site Pro	1	1.00	0.000	1,772.40	27.200	1.00	2,570.23	39.444	1.00
100.00	Powerwave Allgon 7020.00 Dual	12	0.80	0.000	2.20	0.339	0.50	8.74	0.601	0.50
100.00	Powerwave Allgon LGP21401	12	0.80	0.000	14.10	1.104	0.50	30.08	1.561	0.50
100.00	Raycap DC6-48-60-18-8F	1	0.80	0.000	31.80	1.470	1.00	71.32	1.917	1.00
100.00	Ericsson RRUS-11 (50 lbs.)	3	0.80	0.000	50.00	2.566	0.50	93.67	3.237	0.50
100.00	Ericsson RRUS 32 B2	3	0.80	0.000	53.00	2.743	0.50	100.12	3.492	0.50
100.00	Powerwave Allgon 7770.00	6	0.80	0.000	35.00	5.508	0.65	114.43	6.165	0.65
100.00	CCI HPA-65R-BUU-H6	3	0.80	0.000	51.00	9.658	0.69	191.54	11.434	0.69
100.00	Flat Low Profile Platform	1	1.00	0.000	1,500.00	26.100	1.00	1,915.04	38.330	1.00
87.00	RFS ATMAA1412D-1A20	3	0.80	0.000	13.00	1.000	0.50	29.76	1.422	0.50
87.00	Ericsson Radio 4449 B12,B71	3	0.80	0.000	74.00	1.639	0.50	109.38	2.172	0.50
87.00	Ericsson AIR 21, 1.3M, B4A B2P	3	0.80	0.000	81.50	6.092	0.70	173.38	7.460	0.70
87.00	Ericsson AIR32 B66Aa/B2a	3	0.80	0.000	132.20	6.510	0.71	233.05	7.894	0.71
87.00	RFS APXVAARR24_43-U-NA20	3	0.80	0.000	127.90	20.243	0.63	375.97	22.587	0.63
87.00	Flat Low Profile Platform	1	1.00	0.000	1,500.00	26.100	1.00	1,909.39	38.164	1.00
Totals	Num Loadings:41				14,969.80			25,656.43		



Linear Appurtenance Properties Load Case Azimuth (deg) :

Elev From (ft)	Elev To (ft)	Qty	Description	Coax Dia (in)	Coax Wt (lb/ft)	Max Coax / Flat Row	Dist Between Rows (in)	Dist Between Cols (in)	Azimuth (deg)	Dist From Face (in)	Exposed To Wind	Carrier
0.00	147.10	3	1 5/8" Coax	1.98	0.82	N 0	0.00	0.00	0	0.00	N	TOWN OF
0.00	141.00	1	7/8" Coax	1.09	0.33	N 0	0.00	0.00	0	0.00	N	Other
0.00	140.00	1	1/2" Coax	0.63	0.15	N 0	0.00	0.00	0	0.00	N	TOWN OF
0.00	140.00	1	EW90	1.32	0.32	N 0	0.00	0.00	0	0.00	N	TOWN OF
0.00	138.00	3	1 5/8" Coax	1.98	0.82	N 0	0.00	0.00	0	0.00	N	Other
0.00	138.00	4	3/8" Coax	0.44	0.08	N 0	0.00	0.00	0	0.00	N	OTHER
0.00	138.00	6	7/8" Coax	1.09	0.33	N 0	0.00	0.00	0	0.00	N	Other
0.00	130.00	4	1 1/4" Hybriflex Cable	1.54	1.00	N 0	0.00	0.00	0	0.00	N	SPRINT NEXTEL
0.00	121.00	2	1 1/4" Coax	1.55	0.63	N 0	0.00	0.00	0	0.00	N	EVERSOURCE
0.00	121.00	1	1/2" Coax	0.63	0.15	N 0	0.00	0.00	0	0.00	N	EVERSOURCE
0.00	116.00	2	1/2" Coax	0.63	0.15	N 0	0.00	0.00	0	0.00	N	OTHER
0.00	110.00	6	1 5/8" Coax	1.98	0.82	N 0	0.00	0.00	0	0.00	N	VERIZON WIRELESS
0.00	110.00	1	2.02 (51.2mm) Hybrid	2.02	3.04	N 0	0.00	0.00	0	0.00	N	VERIZON WIRELESS
0.00	100.00	1	0.28" (7.1mm) Fiber	0.28	0.03	N 0	0.00	0.00	0	0.00	N	AT&T MOBILITY
0.00	100.00	1	0.39" (10mm) Fiber	0.39	0.06	N 0	0.00	0.00	0	0.00	N	AT&T MOBILITY
0.00	100.00	2	0.74" (18.7mm) 8 AWG	0.74	0.49	N 0	0.00	0.00	0	0.00	N	AT&T MOBILITY
0.00	100.00	2	0.78" (19.7mm) 8 AWG	0.78	0.59	N 0	0.00	0.00	0	0.00	N	AT&T MOBILITY
0.00	100.00	12	1 5/8" Coax	1.98	0.82	N 0	0.00	0.00	0	0.00	N	AT&T MOBILITY
0.00	100.00	1	3" conduit	3.50	7.58	N 0	0.00	0.00	0	0.00	N	AT&T MOBILITY
0.00	100.00	1	3/8" (0.38"- 9.5mm)	0.38	0.23	N 0	0.00	0.00	0	0.00	N	AT&T MOBILITY
0.00	87.00	2	1 1/4" (1.25"- 31.8mm)	1.25	1.05	N 0	0.00	0.00	0	0.00	N	T-MOBILE
0.00	87.00	1	1 5/8" (1.63"-41.3mm)	1.63	1.61	N 0	0.00	0.00	0	0.00	N	T-MOBILE
0.00	87.00	12	1 5/8" Coax	1.98	0.82	N 0	0.00	0.00	0	0.00	N	T-MOBILE

Segment Properties (Max Len : 5. ft)

Seg Top Elev (ft)	Description	Thick (in)	Flat Dia (in)	Area (in <sup>2</sup> )	Ix (in <sup>4</sup> )	W/t Ratio	D/t Ratio	F'y (ksi)	S (in <sup>3</sup> )	Z (in <sup>3</sup> )	Weight (lb)
0.00		0.5000	47.130	73.999	20,328.7	14.86	94.26	82.6	849.6	0.0	0.0
5.00		0.5000	46.130	72.412	19,048.5	14.50	92.26	82.6	813.3	0.0	1,245.5
10.00		0.5000	45.130	70.825	17,823.2	14.15	90.26	82.6	777.9	0.0	1,218.5
15.00		0.5000	44.129	69.237	16,651.5	13.80	88.26	82.6	743.2	0.0	1,191.5
20.00		0.5000	43.129	67.650	15,532.4	13.45	86.26	82.6	709.3	0.0	1,164.5
25.00		0.5000	42.129	66.063	14,464.6	13.09	84.26	82.6	676.2	0.0	1,137.5
30.00		0.5000	41.129	64.476	13,446.8	12.74	82.26	82.6	644.0	0.0	1,110.5
35.00		0.5000	40.129	62.889	12,478.0	12.39	80.26	82.6	612.5	0.0	1,083.5
40.00		0.5000	39.129	61.301	11,556.9	12.04	78.26	82.6	581.7	0.0	1,056.5
45.00		0.5000	38.128	59.714	10,682.2	11.68	76.26	82.6	551.8	0.0	1,029.5
46.25	Bot - Section 2	0.5000	37.878	59.317	10,470.7	11.59	75.76	82.6	544.5	0.0	253.1
50.00		0.5000	37.128	58.127	9,852.8	11.33	74.26	82.6	522.7	0.0	1,518.9
51.00	Top - Section 1	0.5000	37.928	59.396	10,512.6	11.61	75.86	82.6	545.9	0.0	399.9
55.00		0.5000	37.128	58.127	9,852.7	11.33	74.26	82.6	522.7	0.0	799.8
60.00		0.5000	36.128	56.539	9,067.4	10.98	72.26	82.6	494.3	0.0	975.5
65.00		0.5000	35.128	54.952	8,325.0	10.62	70.26	82.6	466.8	0.0	948.5
70.00		0.5000	34.128	53.365	7,624.3	10.27	68.26	82.6	440.0	0.0	921.4
75.00		0.5000	33.127	51.778	6,964.0	9.92	66.25	82.6	414.1	0.0	894.4
80.00		0.5000	32.127	50.190	6,343.0	9.57	64.25	82.6	388.9	0.0	867.4
85.00		0.5000	31.127	48.603	5,760.0	9.21	62.25	82.6	364.5	0.0	840.4
87.00		0.5000	30.727	47.968	5,537.3	9.07	61.45	82.6	354.9	0.0	328.6
90.00		0.5000	30.127	47.016	5,214.0	8.86	60.25	82.6	340.9	0.0	484.8
93.50	Bot - Section 3	0.5000	29.427	45.905	4,853.0	8.61	58.85	82.6	324.8	0.0	553.3
95.00		0.5000	29.127	45.429	4,703.5	8.51	58.25	82.6	318.1	0.0	322.6
97.25	Top - Section 2	0.1875	29.052	17.177	1,808.1	25.56	154.94	71.3	122.6	0.0	477.6
100.0		0.1875	28.501	16.850	1,706.7	25.04	152.01	71.9	117.9	0.0	159.2
105.0		0.1875	27.501	16.255	1,532.1	24.10	146.67	73.1	109.7	0.0	281.6
110.0		0.1875	26.501	15.659	1,369.9	23.16	141.34	74.2	101.8	0.0	271.5
115.0		0.1875	25.501	15.064	1,219.5	22.22	136.00	75.3	94.2	0.0	261.4
116.0		0.1875	25.301	14.945	1,190.9	22.03	134.94	75.5	92.7	0.0	51.1
120.0		0.1875	24.501	14.469	1,080.6	21.28	130.67	76.4	86.9	0.0	200.2
121.0		0.1875	24.301	14.350	1,054.2	21.09	129.60	76.6	85.4	0.0	49.0
125.0		0.1875	23.501	13.874	952.7	20.34	125.34	77.5	79.8	0.0	192.1
130.0		0.1875	22.500	13.278	835.2	19.40	120.00	78.6	73.1	0.0	231.0
135.0		0.1875	21.500	12.683	727.9	18.46	114.67	79.7	66.7	0.0	220.9
138.0		0.1875	20.900	12.326	668.1	17.89	111.47	80.4	63.0	0.0	127.7
140.0		0.1875	20.500	12.088	630.1	17.52	109.33	80.8	60.5	0.0	83.1
22,952.4											

**Load Case:** 1.2D + 1.0W

118 mph with No Ice

23 Iterations

Gust Response Factor :1.10

Dead Load Factor :1.20

Wind Load Factor :1.00

### Applied Segment Forces Summary

Seg Elev (ft)	Description	Shaft Forces		Discrete Forces			Linear Forces		Sum of Forces				
		Wind FX (lb)	Dead Load (lb)	Wind FX (lb)	Torsion MY (lb-ft)	Moment MZ (lb-ft)	Dead Load (lb)	Wind FX (lb)	Dead Load (lb)	Wind FX (lb)	Dead Load (lb)	Torsion MY (lb-ft)	Moment MZ (lb)
0.00		186.1	0.0					0.0	0.0	186.1	0.0	0.0	0.0
5.00		368.2	1,494.6					0.0	330.8	368.2	1,825.5	0.0	0.0
10.00		360.2	1,462.2					0.0	330.8	360.2	1,793.0	0.0	0.0
15.00		352.2	1,429.8					0.0	330.8	352.2	1,760.6	0.0	0.0
20.00		344.2	1,397.4					0.0	330.8	344.2	1,728.2	0.0	0.0
25.00		336.2	1,365.0					0.0	330.8	336.2	1,695.8	0.0	0.0
30.00		332.1	1,332.6					0.0	330.8	332.1	1,663.4	0.0	0.0
35.00		334.7	1,300.2					0.0	330.8	334.7	1,631.0	0.0	0.0
40.00		339.1	1,267.8					0.0	330.8	339.1	1,598.6	0.0	0.0
45.00		213.2	1,235.4					0.0	330.8	213.2	1,566.2	0.0	0.0
46.25	Bot - Section 2	174.8	303.8					0.0	82.7	174.8	386.5	0.0	0.0
50.00		167.3	1,822.7					0.0	248.1	167.3	2,070.8	0.0	0.0
51.00	Top - Section 1	176.3	479.9					0.0	66.2	176.3	546.1	0.0	0.0
55.00		317.2	959.8					0.0	264.7	317.2	1,224.4	0.0	0.0
60.00		351.7	1,170.5					0.0	330.8	351.7	1,501.4	0.0	0.0
65.00		349.8	1,138.1					0.0	330.8	349.8	1,469.0	0.0	0.0
70.00		347.2	1,105.7					0.0	330.8	347.2	1,436.6	0.0	0.0
75.00		343.7	1,073.3					0.0	330.8	343.7	1,404.2	0.0	0.0
80.00		339.5	1,040.9					0.0	330.8	339.5	1,371.8	0.0	0.0
85.00		235.4	1,008.5					0.0	330.8	235.4	1,339.4	0.0	0.0
87.00	Appurtenance(s)	166.1	394.3	2,846.6	0.0	0.0	3,343.0	0.0	132.3	3,012.7	3,869.6	0.0	0.0
90.00		213.9	581.8					0.0	149.7	213.9	731.5	0.0	0.0
93.50	Bot - Section 3	163.8	664.0					0.0	174.7	163.8	838.7	0.0	0.0
95.00		122.7	387.1					0.0	74.9	122.7	462.0	0.0	0.0
97.25	Top - Section 2	162.2	573.1					0.0	112.3	162.2	685.4	0.0	0.0
100.00	Appurtenance(s)	247.7	191.0	2,690.4	0.0	0.0	2,879.3	0.0	137.2	2,938.1	3,207.6	0.0	0.0
105.00		314.1	337.9					0.0	130.1	314.1	468.1	0.0	0.0
110.00	Appurtenance(s)	306.8	325.8	3,052.1	0.0	0.0	3,674.4	0.0	130.1	3,358.9	4,130.3	0.0	0.0
115.00		181.3	313.6					0.0	82.4	181.3	396.0	0.0	0.0
116.00	Appurtenance(s)	147.5	61.3	134.0	0.0	0.0	60.0	0.0	16.5	281.4	137.7	0.0	0.0
120.00	Appurtenance(s)	146.7	240.2	1,003.0	0.0	0.0	1,800.0	0.0	64.5	1,149.7	2,104.7	0.0	0.0
121.00	Appurtenance(s)	143.3	58.8	28.6	0.0	57.3	10.0	0.0	16.1	171.9	84.9	0.0	0.0
125.00		253.2	230.5					0.0	57.7	253.2	288.2	0.0	0.0
130.00	Appurtenance(s)	273.2	277.2	2,945.4	0.0	1,278.3	3,613.6	0.0	72.1	3,218.6	3,962.9	0.0	0.0
135.00		212.6	265.0					0.0	48.1	212.6	313.1	0.0	0.0
138.00	Appurtenance(s)	129.6	153.2	1,884.1	0.0	0.0	2,214.0	0.0	28.9	2,013.7	2,396.1	0.0	0.0
140.00	Appurtenance(s)	51.2	99.7	368.6	0.0	0.0	69.6	0.0	7.8	419.8	177.1	0.0	0.0
<b>Totals:</b>										24,157.7	52,266.3	0.00	0.00

<b>Load Case:</b> 1.2D + 1.0W	118 mph with No Ice	23 Iterations
Gust Response Factor : 1.10		
Dead Load Factor : 1.20		
Wind Load Factor : 1.00		

**Calculated Forces**

Seg Elev (ft)	Pu FY (-) (kips)	Vu FX (-) (kips)	Tu MY (ft-kips)	Mu MZ (ft-kips)	Mu MX (ft-kips)	Resultant Moment (ft-kips)	phi Pn (kips)	phi Vn (kips)	phi Tn (ft-kips)	phi Mn (ft-kips)	Total Deflect (in)	Rotation (deg)	Ratio
0.00	-52.53	-24.43	0.00	-2,470.40	0.00	2,470.40	5,497.77	1,298.68	5,470.20	5,259.85	0.00	0.00	0.480
5.00	-50.63	-24.21	0.00	-2,348.26	0.00	2,348.26	5,379.84	1,270.83	5,238.09	5,035.45	0.09	-0.17	0.476
10.00	-48.77	-23.99	0.00	-2,227.21	0.00	2,227.21	5,261.92	1,242.97	5,011.02	4,815.96	0.36	-0.34	0.472
15.00	-46.94	-23.77	0.00	-2,107.28	0.00	2,107.28	5,144.00	1,215.12	4,788.97	4,601.35	0.81	-0.51	0.467
20.00	-45.14	-23.54	0.00	-1,988.45	0.00	1,988.45	5,026.07	1,187.26	4,571.96	4,391.63	1.44	-0.69	0.462
25.00	-43.38	-23.32	0.00	-1,870.75	0.00	1,870.75	4,908.15	1,159.41	4,359.97	4,186.81	2.25	-0.86	0.456
30.00	-41.65	-23.09	0.00	-1,754.17	0.00	1,754.17	4,790.23	1,131.55	4,153.02	3,986.88	3.25	-1.04	0.449
35.00	-39.96	-22.85	0.00	-1,638.74	0.00	1,638.74	4,672.31	1,103.69	3,951.10	3,791.84	4.44	-1.22	0.441
40.00	-38.29	-22.59	0.00	-1,524.51	0.00	1,524.51	4,554.38	1,075.84	3,754.22	3,601.69	5.82	-1.40	0.432
45.00	-36.69	-22.41	0.00	-1,411.56	0.00	1,411.56	4,436.46	1,047.98	3,562.36	3,416.43	7.38	-1.58	0.422
46.25	-36.27	-22.28	0.00	-1,383.55	0.00	1,383.55	4,406.98	1,041.02	3,515.18	3,370.88	7.80	-1.63	0.419
50.00	-34.17	-22.10	0.00	-1,299.99	0.00	1,299.99	4,318.54	1,020.13	3,375.54	3,236.07	9.14	-1.77	0.410
51.00	-33.60	-21.97	0.00	-1,277.89	0.00	1,277.89	4,412.85	1,042.41	3,524.56	3,379.93	9.51	-1.80	0.386
55.00	-32.33	-21.70	0.00	-1,190.03	0.00	1,190.03	4,318.52	1,020.12	3,375.50	3,236.03	11.08	-1.95	0.376
60.00	-30.78	-21.38	0.00	-1,081.55	0.00	1,081.55	4,200.59	992.27	3,193.71	3,060.56	13.21	-2.11	0.361
65.00	-29.27	-21.05	0.00	-974.66	0.00	974.66	4,082.67	964.41	3,016.95	2,889.98	15.51	-2.27	0.345
70.00	-27.79	-20.72	0.00	-869.39	0.00	869.39	3,964.75	936.55	2,845.22	2,724.29	17.98	-2.43	0.327
75.00	-26.35	-20.39	0.00	-765.77	0.00	765.77	3,846.82	908.70	2,678.53	2,563.49	20.61	-2.58	0.306
80.00	-24.94	-20.05	0.00	-663.84	0.00	663.84	3,728.90	880.84	2,516.86	2,407.59	23.39	-2.73	0.283
85.00	-23.58	-19.79	0.00	-563.60	0.00	563.60	3,610.98	852.99	2,360.23	2,256.57	26.32	-2.87	0.257
87.00	-19.85	-16.60	0.00	-524.03	0.00	524.03	3,563.81	841.84	2,298.99	2,197.54	27.54	-2.92	0.244
90.00	-19.11	-16.38	0.00	-474.22	0.00	474.22	3,493.05	825.13	2,208.63	2,110.45	29.40	-3.00	0.231
93.50	-18.26	-16.19	0.00	-416.90	0.00	416.90	3,410.51	805.63	2,105.50	2,011.07	31.62	-3.08	0.213
95.00	-17.80	-16.06	0.00	-392.61	0.00	392.61	3,375.13	797.28	2,062.06	1,969.22	32.60	-3.12	0.205
97.25	-17.11	-15.87	0.00	-356.49	0.00	356.49	1,102.89	301.46	785.89	655.89	34.08	-3.17	0.562
100.00	-14.03	-12.80	0.00	-312.84	0.00	312.84	1,091.10	295.71	756.22	636.43	35.92	-3.23	0.506
105.00	-13.54	-12.51	0.00	-248.85	0.00	248.85	1,068.74	285.27	703.75	601.22	39.43	-3.46	0.429
110.00	-9.60	-8.93	0.00	-186.31	0.00	186.31	1,045.19	274.82	653.15	566.30	43.17	-3.66	0.339
115.00	-9.20	-8.74	0.00	-141.67	0.00	141.67	1,020.46	264.37	604.45	531.74	47.10	-3.83	0.277
116.00	-9.07	-8.46	0.00	-132.93	0.00	132.93	1,015.38	262.29	594.94	524.87	47.90	-3.87	0.263
120.00	-7.04	-7.18	0.00	-99.09	0.00	99.09	994.55	253.93	557.63	497.61	51.19	-3.98	0.207
121.00	-6.96	-7.01	0.00	-91.85	0.00	91.85	989.22	251.84	548.50	490.84	52.03	-4.00	0.195
125.00	-6.68	-6.74	0.00	-63.83	0.00	63.83	967.45	243.48	512.70	463.98	55.41	-4.09	0.145
130.00	-2.96	-3.25	0.00	-28.83	0.00	28.83	939.16	233.04	469.66	430.94	59.73	-4.16	0.070
135.00	-2.66	-3.02	0.00	-12.58	0.00	12.58	909.69	222.59	428.50	398.55	64.10	-4.19	0.035
138.00	-0.42	-0.83	0.00	-3.53	0.00	3.53	891.44	216.32	404.72	379.46	66.74	-4.20	0.010
140.00	0.00	-0.80	0.00	-1.87	0.00	1.87	879.04	212.15	389.23	366.89	68.50	-4.20	0.005

**Load Case:** 0.9D + 1.0W 118 mph with No Ice (Reduced DL) 23 Iterations

Gust Response Factor : 1.10  
 Dead Load Factor : 0.90  
 Wind Load Factor : 1.00

Applied Segment Forces Summary

Seg Elev (ft)	Description	Shaft Forces		Discrete Forces			Linear Forces		Sum of Forces				
		Wind FX (lb)	Dead Load (lb)	Wind FX (lb)	Torsion MY (lb-ft)	Moment MZ (lb-ft)	Dead Load (lb)	Wind FX (lb)	Dead Load (lb)	Wind FX (lb)	Dead Load (lb)	Torsion MY (lb-ft)	Moment MZ (lb)
0.00		186.1	0.0					0.0	0.0	186.1	0.0	0.0	0.0
5.00		368.2	1,121.0					0.0	248.1	368.2	1,369.1	0.0	0.0
10.00		360.2	1,096.7					0.0	248.1	360.2	1,344.8	0.0	0.0
15.00		352.2	1,072.4					0.0	248.1	352.2	1,320.5	0.0	0.0
20.00		344.2	1,048.0					0.0	248.1	344.2	1,296.2	0.0	0.0
25.00		336.2	1,023.7					0.0	248.1	336.2	1,271.9	0.0	0.0
30.00		332.1	999.4					0.0	248.1	332.1	1,247.6	0.0	0.0
35.00		334.7	975.1					0.0	248.1	334.7	1,223.3	0.0	0.0
40.00		339.1	950.8					0.0	248.1	339.1	1,199.0	0.0	0.0
45.00		213.2	926.5					0.0	248.1	213.2	1,174.7	0.0	0.0
46.25	Bot - Section 2	174.8	227.8					0.0	62.0	174.8	289.9	0.0	0.0
50.00		167.3	1,367.0					0.0	186.1	167.3	1,553.1	0.0	0.0
51.00	Top - Section 1	176.3	359.9					0.0	49.6	176.3	409.5	0.0	0.0
55.00		317.2	719.8					0.0	198.5	317.2	918.3	0.0	0.0
60.00		351.7	877.9					0.0	248.1	351.7	1,126.0	0.0	0.0
65.00		349.8	853.6					0.0	248.1	349.8	1,101.7	0.0	0.0
70.00		347.2	829.3					0.0	248.1	347.2	1,077.4	0.0	0.0
75.00		343.7	805.0					0.0	248.1	343.7	1,053.1	0.0	0.0
80.00		339.5	780.7					0.0	248.1	339.5	1,028.8	0.0	0.0
85.00		235.4	756.4					0.0	248.1	235.4	1,004.5	0.0	0.0
87.00	Appurtenance(s)	166.1	295.8	2,846.6	0.0	0.0	2,507.2	0.0	99.3	3,012.7	2,902.2	0.0	0.0
90.00		213.9	436.3					0.0	112.3	213.9	548.6	0.0	0.0
93.50	Bot - Section 3	163.8	498.0					0.0	131.0	163.8	629.0	0.0	0.0
95.00		122.7	290.3					0.0	56.1	122.7	346.5	0.0	0.0
97.25	Top - Section 2	162.2	429.9					0.0	84.2	162.2	514.1	0.0	0.0
100.00	Appurtenance(s)	247.7	143.3	2,690.4	0.0	0.0	2,159.5	0.0	102.9	2,938.1	2,405.7	0.0	0.0
105.00		314.1	253.5					0.0	97.6	314.1	351.1	0.0	0.0
110.00	Appurtenance(s)	306.8	244.3	3,052.1	0.0	0.0	2,755.8	0.0	97.6	3,358.9	3,097.7	0.0	0.0
115.00		181.3	235.2					0.0	61.8	181.3	297.0	0.0	0.0
116.00	Appurtenance(s)	147.5	46.0	134.0	0.0	0.0	45.0	0.0	12.4	281.4	103.3	0.0	0.0
120.00	Appurtenance(s)	146.7	180.2	1,003.0	0.0	0.0	1,350.0	0.0	48.3	1,149.7	1,578.5	0.0	0.0
121.00	Appurtenance(s)	143.3	44.1	28.6	0.0	57.3	7.5	0.0	12.1	171.9	63.7	0.0	0.0
125.00		253.2	172.9					0.0	43.3	253.2	216.1	0.0	0.0
130.00	Appurtenance(s)	273.2	207.9	2,945.4	0.0	1,278.3	2,710.2	0.0	54.1	3,218.6	2,972.1	0.0	0.0
135.00		212.6	198.8					0.0	36.1	212.6	234.9	0.0	0.0
138.00	Appurtenance(s)	129.6	114.9	1,884.1	0.0	0.0	1,660.5	0.0	21.7	2,013.7	1,797.0	0.0	0.0
140.00	Appurtenance(s)	51.2	74.8	368.6	0.0	0.0	52.2	0.0	5.9	419.8	132.8	0.0	0.0
<b>Totals:</b>										24,157.7	39,199.7	0.00	0.00

<b>Load Case:</b> 0.9D + 1.0W	118 mph with No Ice (Reduced DL)	23 Iterations
Gust Response Factor : 1.10		
Dead Load Factor : 0.90		
Wind Load Factor : 1.00		

**Calculated Forces**

Seg Elev (ft)	Pu FY (-) (kips)	Vu FX (-) (kips)	Tu MY (ft-kips)	Mu MZ (ft-kips)	Mu MX (ft-kips)	Resultant Moment (ft-kips)	phi Pn (kips)	phi Vn (kips)	phi Tn (ft-kips)	phi Mn (ft-kips)	Total Deflect (in)	Rotation (deg)	Ratio
0.00	-39.39	-24.41	0.00	-2,440.98	0.00	2,440.98	5,497.77	1,298.68	5,470.20	5,259.85	0.00	0.00	0.472
5.00	-37.95	-24.15	0.00	-2,318.94	0.00	2,318.94	5,379.84	1,270.83	5,238.09	5,035.45	0.09	-0.17	0.468
10.00	-36.54	-23.89	0.00	-2,198.19	0.00	2,198.19	5,261.92	1,242.97	5,011.02	4,815.96	0.35	-0.34	0.464
15.00	-35.15	-23.64	0.00	-2,078.72	0.00	2,078.72	5,144.00	1,215.12	4,788.97	4,601.35	0.80	-0.51	0.459
20.00	-33.78	-23.38	0.00	-1,960.54	0.00	1,960.54	5,026.07	1,187.26	4,571.96	4,391.63	1.42	-0.68	0.454
25.00	-32.45	-23.13	0.00	-1,843.64	0.00	1,843.64	4,908.15	1,159.41	4,359.97	4,186.81	2.22	-0.85	0.447
30.00	-31.13	-22.87	0.00	-1,728.01	0.00	1,728.01	4,790.23	1,131.55	4,153.02	3,986.88	3.21	-1.03	0.440
35.00	-29.85	-22.60	0.00	-1,613.66	0.00	1,613.66	4,672.31	1,103.69	3,951.10	3,791.84	4.38	-1.20	0.432
40.00	-28.59	-22.33	0.00	-1,500.64	0.00	1,500.64	4,554.38	1,075.84	3,754.22	3,601.69	5.74	-1.38	0.423
45.00	-27.38	-22.14	0.00	-1,389.00	0.00	1,389.00	4,436.46	1,047.98	3,562.36	3,416.43	7.28	-1.56	0.413
46.25	-27.06	-22.00	0.00	-1,361.33	0.00	1,361.33	4,406.98	1,041.02	3,515.18	3,370.88	7.70	-1.61	0.410
50.00	-25.48	-21.82	0.00	-1,278.85	0.00	1,278.85	4,318.54	1,020.13	3,375.54	3,236.07	9.01	-1.74	0.402
51.00	-25.04	-21.67	0.00	-1,257.03	0.00	1,257.03	4,412.85	1,042.41	3,524.56	3,379.93	9.38	-1.78	0.378
55.00	-24.07	-21.39	0.00	-1,170.34	0.00	1,170.34	4,318.52	1,020.12	3,375.50	3,236.03	10.93	-1.92	0.368
60.00	-22.90	-21.06	0.00	-1,063.39	0.00	1,063.39	4,200.59	992.27	3,193.71	3,060.56	13.03	-2.08	0.353
65.00	-21.76	-20.73	0.00	-958.07	0.00	958.07	4,082.67	964.41	3,016.95	2,889.98	15.29	-2.24	0.337
70.00	-20.64	-20.40	0.00	-854.42	0.00	854.42	3,964.75	936.55	2,845.22	2,724.29	17.72	-2.39	0.319
75.00	-19.55	-20.06	0.00	-752.44	0.00	752.44	3,846.82	908.70	2,678.53	2,563.49	20.31	-2.54	0.299
80.00	-18.49	-19.72	0.00	-652.15	0.00	652.15	3,728.90	880.84	2,516.86	2,407.59	23.05	-2.69	0.276
85.00	-17.47	-19.46	0.00	-553.57	0.00	553.57	3,610.98	852.99	2,360.23	2,256.57	25.94	-2.82	0.251
87.00	-14.70	-16.32	0.00	-514.65	0.00	514.65	3,563.81	841.84	2,298.99	2,197.54	27.13	-2.88	0.239
90.00	-14.14	-16.10	0.00	-465.67	0.00	465.67	3,493.05	825.13	2,208.63	2,110.45	28.97	-2.95	0.225
93.50	-13.51	-15.92	0.00	-409.31	0.00	409.31	3,410.51	805.63	2,105.50	2,011.07	31.16	-3.03	0.208
95.00	-13.16	-15.79	0.00	-385.43	0.00	385.43	3,375.13	797.28	2,062.06	1,969.22	32.12	-3.07	0.200
97.25	-12.64	-15.61	0.00	-349.91	0.00	349.91	1,102.89	301.46	785.89	655.89	33.58	-3.12	0.548
100.00	-10.36	-12.57	0.00	-306.98	0.00	306.98	1,091.10	295.71	756.22	636.43	35.39	-3.18	0.494
105.00	-9.98	-12.28	0.00	-244.12	0.00	244.12	1,068.74	285.27	703.75	601.22	38.84	-3.41	0.417
110.00	-7.07	-8.76	0.00	-182.74	0.00	182.74	1,045.19	274.82	653.15	566.30	42.52	-3.60	0.330
115.00	-6.77	-8.57	0.00	-138.96	0.00	138.96	1,020.46	264.37	604.45	531.74	46.39	-3.77	0.269
116.00	-6.68	-8.29	0.00	-130.40	0.00	130.40	1,015.38	262.29	594.94	524.87	47.18	-3.80	0.256
120.00	-5.17	-7.04	0.00	-97.24	0.00	97.24	994.55	253.93	557.63	497.61	50.41	-3.91	0.201
121.00	-5.11	-6.87	0.00	-90.15	0.00	90.15	989.22	251.84	548.50	490.84	51.24	-3.94	0.190
125.00	-4.91	-6.61	0.00	-62.67	0.00	62.67	967.45	243.48	512.70	463.98	54.57	-4.02	0.141
130.00	-2.17	-3.19	0.00	-28.35	0.00	28.35	939.16	233.04	469.66	430.94	58.82	-4.09	0.068
135.00	-1.95	-2.96	0.00	-12.40	0.00	12.40	909.69	222.59	428.50	398.55	63.12	-4.12	0.033
138.00	-0.30	-0.82	0.00	-3.52	0.00	3.52	891.44	216.32	404.72	379.46	65.71	-4.13	0.010
140.00	0.00	-0.80	0.00	-1.87	0.00	1.87	879.04	212.15	389.23	366.89	67.44	-4.13	0.005

Site Number: 310968

Code: ANSI/TIA-222-H

© 2007 - 2021 by ATC IP LLC. All rights reserved.

Site Name: WSPT-WESTPORT REBUILD CT, C Engineering Number: 13685614\_C3\_02

6/16/2021 4:09:07 PM

Customer: VERIZON WIRELESS

<b>Load Case:</b> 1.2D + 1.0Di + 1.0Wi	50 mph with 1.00 in Radial Ice	22 Iterations
Gust Response Factor : 1.10	Ice Dead Load Factor : 1.00	
Dead Load Factor : 1.20		Ice Importance Factor : 1.00
Wind Load Factor : 1.00		

**Applied Segment Forces Summary**

Seg Elev (ft)	Description	Shaft Forces		Discrete Forces			Linear Forces		Sum of Forces					
		Wind FX (lb)	Dead Load (lb)	Wind FX (lb)	Torsion MY (lb-ft)	Moment MZ (lb-ft)	Dead Load (lb)	Wind FX (lb)	Dead Load (lb)	Wind FX (lb)	Dead Load (lb)	Torsion MY (lb-ft)	Moment MZ (lb)	
0.00		56.7	0.0					0.0	0.0	56.7	0.0	0.0	0.0	
5.00		112.5	1,721.6					0.0	330.8	112.5	2,052.5	0.0	0.0	
10.00		110.4	1,710.7					0.0	330.8	110.4	2,041.5	0.0	0.0	
15.00		108.2	1,685.8					0.0	330.8	108.2	2,016.7	0.0	0.0	
20.00		106.0	1,656.5					0.0	330.8	106.0	1,987.3	0.0	0.0	
25.00		103.7	1,624.8					0.0	330.8	103.7	1,955.6	0.0	0.0	
30.00		102.7	1,591.6					0.0	330.8	102.7	1,922.5	0.0	0.0	
35.00		103.7	1,557.4					0.0	330.8	103.7	1,888.3	0.0	0.0	
40.00		105.2	1,522.5					0.0	330.8	105.2	1,853.3	0.0	0.0	
45.00		66.2	1,486.9					0.0	330.8	66.2	1,817.8	0.0	0.0	
46.25	Bot - Section 2	54.3	366.7					0.0	82.7	54.3	449.4	0.0	0.0	
50.00		52.0	2,013.7					0.0	248.1	52.0	2,261.9	0.0	0.0	
51.00	Top - Section 1	54.9	530.8					0.0	66.2	54.9	597.0	0.0	0.0	
55.00		98.9	1,160.4					0.0	264.7	98.9	1,425.0	0.0	0.0	
60.00		109.8	1,416.8					0.0	330.8	109.8	1,747.6	0.0	0.0	
65.00		109.5	1,379.8					0.0	330.8	109.5	1,710.6	0.0	0.0	
70.00		108.8	1,342.6					0.0	330.8	108.8	1,673.4	0.0	0.0	
75.00		108.0	1,305.2					0.0	330.8	108.0	1,636.0	0.0	0.0	
80.00		106.9	1,267.5					0.0	330.8	106.9	1,598.4	0.0	0.0	
85.00		74.3	1,229.7					0.0	330.8	74.3	1,560.6	0.0	0.0	
87.00	Appurtenance(s)	52.5	482.1	645.9	0.0	0.0	4,802.2	0.0	132.3	698.4	5,416.7	0.0	0.0	
90.00		67.7	711.3					0.0	149.7	67.7	861.0	0.0	0.0	
93.50	Bot - Section 3	51.9	812.3					0.0	174.7	51.9	987.0	0.0	0.0	
95.00		38.9	451.0					0.0	74.9	38.9	525.9	0.0	0.0	
97.25	Top - Section 2	51.5	667.7					0.0	112.3	51.5	780.0	0.0	0.0	
100.00	Appurtenance(s)	78.8	304.9	632.0	0.0	0.0	4,456.8	0.0	137.2	710.8	4,898.9	0.0	0.0	
105.00		100.2	538.7					0.0	130.1	100.2	668.8	0.0	0.0	
110.00	Appurtenance(s)	98.1	520.5	715.9	0.0	0.0	5,595.7	0.0	130.1	814.1	6,246.4	0.0	0.0	
115.00		58.1	502.2					0.0	82.4	58.1	584.6	0.0	0.0	
116.00	Appurtenance(s)	47.4	98.8	35.2	0.0	0.0	106.8	0.0	16.5	82.7	222.0	0.0	0.0	
120.00	Appurtenance(s)	47.2	386.1	266.0	0.0	0.0	2,129.6	0.0	64.5	313.2	2,580.1	0.0	0.0	
121.00	Appurtenance(s)	46.2	95.1	5.4	0.0	10.8	18.6	0.0	16.1	51.6	129.9	0.0	0.0	
125.00		81.9	371.3					0.0	57.7	81.9	429.0	0.0	0.0	
130.00	Appurtenance(s)	88.7	446.7	679.5	0.0	282.9	5,254.8	0.0	72.1	768.3	5,773.6	0.0	0.0	
135.00		69.3	428.0					0.0	48.1	69.3	476.1	0.0	0.0	
138.00	Appurtenance(s)	42.4	248.7	452.0	0.0	0.0	3,282.1	0.0	28.9	494.4	3,559.7	0.0	0.0	
140.00	Appurtenance(s)	16.8	162.3	76.0	0.0	0.0	238.2	0.0	7.8	92.7	408.4	0.0	0.0	
							<b>Totals:</b>				6,398.30	66,743.4	0.00	0.00

<b>Load Case:</b> 1.2D + 1.0Di + 1.0Wi	50 mph with 1.00 in Radial Ice	22 Iterations
Gust Response Factor : 1.10	Ice Dead Load Factor : 1.00	
Dead Load Factor : 1.20		Ice Importance Factor : 1.00
Wind Load Factor : 1.00		

**Calculated Forces**

Seg Elev (ft)	Pu FY (-) (kips)	Vu FX (-) (kips)	Tu MY (ft-kips)	Mu MZ (ft-kips)	Mu MX (ft-kips)	Resultant Moment (ft-kips)	phi Pn (kips)	phi Vn (kips)	phi Tn (ft-kips)	phi Mn (ft-kips)	Total Deflect (in)	Rotation (deg)	Ratio
0.00	-67.25	-6.50	0.00	-653.08	0.00	653.08	5,497.77	1,298.68	5,470.20	5,259.85	0.00	0.00	0.136
5.00	-65.20	-6.44	0.00	-620.57	0.00	620.57	5,379.84	1,270.83	5,238.09	5,035.45	0.02	-0.04	0.135
10.00	-63.15	-6.38	0.00	-588.37	0.00	588.37	5,261.92	1,242.97	5,011.02	4,815.96	0.09	-0.09	0.134
15.00	-61.13	-6.31	0.00	-556.48	0.00	556.48	5,144.00	1,215.12	4,788.97	4,601.35	0.21	-0.14	0.133
20.00	-59.14	-6.25	0.00	-524.91	0.00	524.91	5,026.07	1,187.26	4,571.96	4,391.63	0.38	-0.18	0.131
25.00	-57.18	-6.19	0.00	-493.65	0.00	493.65	4,908.15	1,159.41	4,359.97	4,186.81	0.59	-0.23	0.130
30.00	-55.25	-6.12	0.00	-462.72	0.00	462.72	4,790.23	1,131.55	4,153.02	3,986.88	0.86	-0.28	0.128
35.00	-53.36	-6.05	0.00	-432.11	0.00	432.11	4,672.31	1,103.69	3,951.10	3,791.84	1.17	-0.32	0.125
40.00	-51.50	-5.98	0.00	-401.85	0.00	401.85	4,554.38	1,075.84	3,754.22	3,601.69	1.54	-0.37	0.123
45.00	-49.68	-5.93	0.00	-371.96	0.00	371.96	4,436.46	1,047.98	3,562.36	3,416.43	1.95	-0.42	0.120
46.25	-49.23	-5.89	0.00	-364.55	0.00	364.55	4,406.98	1,041.02	3,515.18	3,370.88	2.06	-0.43	0.119
50.00	-46.96	-5.84	0.00	-342.47	0.00	342.47	4,318.54	1,020.13	3,375.54	3,236.07	2.41	-0.47	0.117
51.00	-46.36	-5.80	0.00	-336.63	0.00	336.63	4,412.85	1,042.41	3,524.56	3,379.93	2.51	-0.48	0.110
55.00	-44.94	-5.72	0.00	-313.45	0.00	313.45	4,318.52	1,020.12	3,375.50	3,236.03	2.93	-0.51	0.107
60.00	-43.18	-5.62	0.00	-284.86	0.00	284.86	4,200.59	992.27	3,193.71	3,060.56	3.49	-0.56	0.103
65.00	-41.47	-5.53	0.00	-256.74	0.00	256.74	4,082.67	964.41	3,016.95	2,889.98	4.09	-0.60	0.099
70.00	-39.80	-5.43	0.00	-229.10	0.00	229.10	3,964.75	936.55	2,845.22	2,724.29	4.75	-0.64	0.094
75.00	-38.16	-5.33	0.00	-201.95	0.00	201.95	3,846.82	908.70	2,678.53	2,563.49	5.44	-0.68	0.089
80.00	-36.56	-5.23	0.00	-175.31	0.00	175.31	3,728.90	880.84	2,516.86	2,407.59	6.17	-0.72	0.083
85.00	-34.99	-5.15	0.00	-149.17	0.00	149.17	3,610.98	852.99	2,360.23	2,256.57	6.95	-0.76	0.076
87.00	-29.59	-4.39	0.00	-138.88	0.00	138.88	3,563.81	841.84	2,298.99	2,197.54	7.27	-0.77	0.072
90.00	-28.72	-4.32	0.00	-125.72	0.00	125.72	3,493.05	825.13	2,208.63	2,110.45	7.76	-0.79	0.068
93.50	-27.74	-4.26	0.00	-110.61	0.00	110.61	3,410.51	805.63	2,105.50	2,011.07	8.35	-0.81	0.063
95.00	-27.21	-4.22	0.00	-104.23	0.00	104.23	3,375.13	797.28	2,062.06	1,969.22	8.60	-0.82	0.061
97.25	-26.43	-4.16	0.00	-94.74	0.00	94.74	1,102.89	301.46	785.89	655.89	8.99	-0.84	0.169
100.00	-21.54	-3.39	0.00	-83.29	0.00	83.29	1,091.10	295.71	756.22	636.43	9.48	-0.85	0.151
105.00	-20.87	-3.31	0.00	-66.32	0.00	66.32	1,068.74	285.27	703.75	601.22	10.41	-0.91	0.130
110.00	-14.64	-2.40	0.00	-49.79	0.00	49.79	1,045.19	274.82	653.15	566.30	11.40	-0.97	0.102
115.00	-14.05	-2.34	0.00	-37.79	0.00	37.79	1,020.46	264.37	604.45	531.74	12.44	-1.01	0.085
116.00	-13.83	-2.26	0.00	-35.45	0.00	35.45	1,015.38	262.29	594.94	524.87	12.65	-1.02	0.081
120.00	-11.26	-1.90	0.00	-26.42	0.00	26.42	994.55	253.93	557.63	497.61	13.52	-1.05	0.064
121.00	-11.13	-1.85	0.00	-24.51	0.00	24.51	989.22	251.84	548.50	490.84	13.74	-1.06	0.061
125.00	-10.70	-1.76	0.00	-17.11	0.00	17.11	967.45	243.48	512.70	463.98	14.64	-1.08	0.048
130.00	-4.94	-0.89	0.00	-8.01	0.00	8.01	939.16	233.04	469.66	430.94	15.78	-1.10	0.024
135.00	-4.47	-0.81	0.00	-3.57	0.00	3.57	909.69	222.59	428.50	398.55	16.94	-1.11	0.014
138.00	-0.92	-0.25	0.00	-1.15	0.00	1.15	891.44	216.32	404.72	379.46	17.64	-1.11	0.004
140.00	0.00	-0.23	0.00	-0.65	0.00	0.65	879.04	212.15	389.23	366.89	18.10	-1.11	0.002



<b>Load Case:</b> 1.0D + 1.0W	Serviceability 60 mph	22 Iterations
Gust Response Factor : 1.10		
Dead Load Factor : 1.00		
Wind Load Factor : 1.00		

**Applied Segment Forces Summary**

Seg Elev (ft)	Description	Shaft Forces		Discrete Forces			Linear Forces		Sum of Forces				
		Wind FX (lb)	Dead Load (lb)	Wind FX (lb)	Torsion MY (lb-ft)	Moment MZ (lb-ft)	Dead Load (lb)	Wind FX (lb)	Dead Load (lb)	Wind FX (lb)	Dead Load (lb)	Torsion MY (lb-ft)	Moment MZ (lb)
0.00		43.0	0.0					0.0	0.0	43.0	0.0	0.0	0.0
5.00		85.2	1,245.5					0.0	275.7	85.2	1,521.2	0.0	0.0
10.00		83.3	1,218.5					0.0	275.7	83.3	1,494.2	0.0	0.0
15.00		81.5	1,191.5					0.0	275.7	81.5	1,467.2	0.0	0.0
20.00		79.6	1,164.5					0.0	275.7	79.6	1,440.2	0.0	0.0
25.00		77.8	1,137.5					0.0	275.7	77.8	1,413.2	0.0	0.0
30.00		76.8	1,110.5					0.0	275.7	76.8	1,386.2	0.0	0.0
35.00		77.4	1,083.5					0.0	275.7	77.4	1,359.2	0.0	0.0
40.00		78.4	1,056.5					0.0	275.7	78.4	1,332.2	0.0	0.0
45.00		49.3	1,029.5					0.0	275.7	49.3	1,305.2	0.0	0.0
46.25	Bot - Section 2	40.4	253.1					0.0	68.9	40.4	322.1	0.0	0.0
50.00		38.7	1,518.9					0.0	206.8	38.7	1,725.7	0.0	0.0
51.00	Top - Section 1	40.8	399.9					0.0	55.1	40.8	455.0	0.0	0.0
55.00		73.4	799.8					0.0	220.6	73.4	1,020.4	0.0	0.0
60.00		81.3	975.5					0.0	275.7	81.3	1,251.2	0.0	0.0
65.00		80.9	948.5					0.0	275.7	80.9	1,224.2	0.0	0.0
70.00		80.3	921.4					0.0	275.7	80.3	1,197.1	0.0	0.0
75.00		79.5	894.4					0.0	275.7	79.5	1,170.1	0.0	0.0
80.00		78.5	867.4					0.0	275.7	78.5	1,143.1	0.0	0.0
85.00		54.5	840.4					0.0	275.7	54.5	1,116.1	0.0	0.0
87.00	Appurtenance(s)	38.4	328.6	658.5	0.0	0.0	2,785.8	0.0	110.3	696.9	3,224.7	0.0	0.0
90.00		49.5	484.8					0.0	124.8	49.5	609.6	0.0	0.0
93.50	Bot - Section 3	37.9	553.3					0.0	145.6	37.9	698.9	0.0	0.0
95.00		28.4	322.6					0.0	62.4	28.4	385.0	0.0	0.0
97.25	Top - Section 2	37.5	477.6					0.0	93.6	37.5	571.2	0.0	0.0
100.00	Appurtenance(s)	57.3	159.2	622.4	0.0	0.0	2,399.4	0.0	114.4	679.7	2,673.0	0.0	0.0
105.00		72.7	281.6					0.0	108.5	72.7	390.1	0.0	0.0
110.00	Appurtenance(s)	71.0	271.5	706.0	0.0	0.0	3,062.0	0.0	108.5	777.0	3,441.9	0.0	0.0
115.00		41.9	261.4					0.0	68.7	41.9	330.0	0.0	0.0
116.00	Appurtenance(s)	34.1	51.1	31.0	0.0	0.0	50.0	0.0	13.7	65.1	114.8	0.0	0.0
120.00	Appurtenance(s)	33.9	200.2	232.0	0.0	0.0	1,500.0	0.0	53.7	266.0	1,753.9	0.0	0.0
121.00	Appurtenance(s)	33.1	49.0	6.6	0.0	13.3	8.3	0.0	13.4	39.8	70.8	0.0	0.0
125.00		58.6	192.1					0.0	48.1	58.6	240.2	0.0	0.0
130.00	Appurtenance(s)	63.2	231.0	681.4	0.0	295.7	3,011.3	0.0	60.1	744.6	3,302.4	0.0	0.0
135.00		49.2	220.9					0.0	40.1	49.2	261.0	0.0	0.0
138.00	Appurtenance(s)	30.0	127.7	435.9	0.0	0.0	1,845.0	0.0	24.1	465.8	1,996.7	0.0	0.0
140.00	Appurtenance(s)	11.9	83.1	85.3	0.0	0.0	58.0	0.0	6.5	97.1	147.6	0.0	0.0
<b>Totals:</b>										5,588.44	43,555.3	0.00	0.00

<b>Load Case:</b> 1.0D + 1.0W	Serviceability 60 mph	22 Iterations
Gust Response Factor : 1.10		
Dead Load Factor : 1.00		
Wind Load Factor : 1.00		

**Calculated Forces**

Seg Elev (ft)	Pu FY (-) (kips)	Vu FX (-) (kips)	Tu MY (ft-kips)	Mu MZ (ft-kips)	Mu MX (ft-kips)	Resultant Moment (ft-kips)	phi Pn (kips)	phi Vn (kips)	phi Tn (ft-kips)	phi Mn (ft-kips)	Total Deflect (in)	Rotation (deg)	Ratio
0.00	-43.80	-5.65	0.00	-567.27	0.00	567.27	5,497.77	1,298.68	5,470.20	5,259.85	0.00	0.00	0.116
5.00	-42.28	-5.59	0.00	-539.03	0.00	539.03	5,379.84	1,270.83	5,238.09	5,035.45	0.02	-0.04	0.115
10.00	-40.78	-5.53	0.00	-511.07	0.00	511.07	5,261.92	1,242.97	5,011.02	4,815.96	0.08	-0.08	0.114
15.00	-39.31	-5.48	0.00	-483.40	0.00	483.40	5,144.00	1,215.12	4,788.97	4,601.35	0.19	-0.12	0.113
20.00	-37.87	-5.42	0.00	-456.02	0.00	456.02	5,026.07	1,187.26	4,571.96	4,391.63	0.33	-0.16	0.111
25.00	-36.45	-5.36	0.00	-428.91	0.00	428.91	4,908.15	1,159.41	4,359.97	4,186.81	0.52	-0.20	0.110
30.00	-35.06	-5.31	0.00	-402.09	0.00	402.09	4,790.23	1,131.55	4,153.02	3,986.88	0.75	-0.24	0.108
35.00	-33.70	-5.25	0.00	-375.55	0.00	375.55	4,672.31	1,103.69	3,951.10	3,791.84	1.02	-0.28	0.106
40.00	-32.36	-5.19	0.00	-349.31	0.00	349.31	4,554.38	1,075.84	3,754.22	3,601.69	1.33	-0.32	0.104
45.00	-31.05	-5.14	0.00	-323.38	0.00	323.38	4,436.46	1,047.98	3,562.36	3,416.43	1.69	-0.36	0.102
46.25	-30.73	-5.11	0.00	-316.95	0.00	316.95	4,406.98	1,041.02	3,515.18	3,370.88	1.79	-0.37	0.101
50.00	-29.00	-5.07	0.00	-297.78	0.00	297.78	4,318.54	1,020.13	3,375.54	3,236.07	2.10	-0.40	0.099
51.00	-28.55	-5.04	0.00	-292.70	0.00	292.70	4,412.85	1,042.41	3,524.56	3,379.93	2.18	-0.41	0.093
55.00	-27.52	-4.97	0.00	-272.55	0.00	272.55	4,318.52	1,020.12	3,375.50	3,236.03	2.54	-0.45	0.091
60.00	-26.27	-4.90	0.00	-247.68	0.00	247.68	4,200.59	992.27	3,193.71	3,060.56	3.03	-0.48	0.087
65.00	-25.04	-4.82	0.00	-223.18	0.00	223.18	4,082.67	964.41	3,016.95	2,889.98	3.56	-0.52	0.083
70.00	-23.84	-4.75	0.00	-199.07	0.00	199.07	3,964.75	936.55	2,845.22	2,724.29	4.12	-0.56	0.079
75.00	-22.67	-4.67	0.00	-175.33	0.00	175.33	3,846.82	908.70	2,678.53	2,563.49	4.73	-0.59	0.074
80.00	-21.53	-4.59	0.00	-151.98	0.00	151.98	3,728.90	880.84	2,516.86	2,407.59	5.36	-0.63	0.069
85.00	-20.41	-4.53	0.00	-129.03	0.00	129.03	3,610.98	852.99	2,360.23	2,256.57	6.04	-0.66	0.063
87.00	-17.19	-3.80	0.00	-119.96	0.00	119.96	3,563.81	841.84	2,298.99	2,197.54	6.31	-0.67	0.059
90.00	-16.58	-3.75	0.00	-108.56	0.00	108.56	3,493.05	825.13	2,208.63	2,110.45	6.74	-0.69	0.056
93.50	-15.88	-3.71	0.00	-95.43	0.00	95.43	3,410.51	805.63	2,105.50	2,011.07	7.25	-0.71	0.052
95.00	-15.50	-3.68	0.00	-89.87	0.00	89.87	3,375.13	797.28	2,062.06	1,969.22	7.48	-0.71	0.050
97.25	-14.93	-3.64	0.00	-81.59	0.00	81.59	1,102.89	301.46	785.89	655.89	7.82	-0.73	0.138
100.00	-12.26	-2.93	0.00	-71.60	0.00	71.60	1,091.10	295.71	756.22	636.43	8.24	-0.74	0.124
105.00	-11.87	-2.86	0.00	-56.95	0.00	56.95	1,068.74	285.27	703.75	601.22	9.04	-0.79	0.106
110.00	-8.44	-2.04	0.00	-42.63	0.00	42.63	1,045.19	274.82	653.15	566.30	9.90	-0.84	0.083
115.00	-8.11	-2.00	0.00	-32.42	0.00	32.42	1,020.46	264.37	604.45	531.74	10.80	-0.88	0.069
116.00	-7.99	-1.93	0.00	-30.42	0.00	30.42	1,015.38	262.29	594.94	524.87	10.98	-0.89	0.066
120.00	-6.24	-1.64	0.00	-22.69	0.00	22.69	994.55	253.93	557.63	497.61	11.74	-0.91	0.052
121.00	-6.17	-1.60	0.00	-21.03	0.00	21.03	989.22	251.84	548.50	490.84	11.93	-0.92	0.049
125.00	-5.93	-1.54	0.00	-14.62	0.00	14.62	967.45	243.48	512.70	463.98	12.71	-0.94	0.038
130.00	-2.64	-0.74	0.00	-6.61	0.00	6.61	939.16	233.04	469.66	430.94	13.70	-0.95	0.018
135.00	-2.38	-0.69	0.00	-2.89	0.00	2.89	909.69	222.59	428.50	398.55	14.70	-0.96	0.010
138.00	-0.39	-0.19	0.00	-0.82	0.00	0.82	891.44	216.32	404.72	379.46	15.30	-0.96	0.003
140.00	0.00	-0.19	0.00	-0.43	0.00	0.43	879.04	212.15	389.23	366.89	15.71	-0.96	0.001

Site Number: 310968

Code: ANSI/TIA-222-H

© 2007 - 2021 by ATC IP LLC. All rights reserved.

Site Name: WSPT-WESTPORT REBUILD CT, C Engineering Number: 13685614\_C3\_02

6/16/2021 4:09:16 PM

Customer: VERIZON WIRELESS

### Equivalent Lateral Forces Method Analysis

Spectral Response Acceleration for Short Period ( $S_s$ ):	0.23
Spectral Response Acceleration at 1.0 Second Period ( $S_{d1}$ ):	0.06
Long-Period Transition Period ( $T_L$ ):	6
Importance Factor ( $I_E$ ):	1.00
Site Coefficient $F_a$ :	1.60
Site Coefficient $F_v$ :	2.40
Response Modification Coefficient (R):	1.50
Design Spectral Response Acceleration at Short Period ( $S_{ds}$ ):	0.24
Design Spectral Response Acceleration at 1.0 Second Period ( $S_{d1}$ ):	0.09
Seismic Response Coefficient ( $C_s$ ):	0.03
Upper Limit $C_s$	0.03
Lower Limit $C_s$	0.03
Period based on Rayleigh Method (sec):	2.24
Redundancy Factor (p):	1.00
Seismic Force Distribution Exponent (k):	1.87
Total Unfactored Dead Load:	43.81 k
Seismic Base Shear (E):	1.31 k

**Load Case** 1.2D + 1.0Ev + 1.0Eh

**Seismic**

Segment	Height Above Base (ft)	Weight (lb)	$W_z$ (lb-ft)	$C_{vx}$	Horizontal Force (lb)	Vertical Force (lb)
36	139.00	90	904	0.005	7	112
35	136.50	152	1,480	0.009	12	189
34	132.50	261	2,409	0.014	19	326
33	127.50	291	2,500	0.015	20	363
32	123.00	240	1,929	0.011	15	300
31	120.50	62	483	0.003	4	78
30	118.00	254	1,887	0.011	15	317
29	115.50	65	463	0.003	4	81
28	112.50	330	2,244	0.013	18	412
27	107.50	380	2,373	0.014	19	474
26	102.50	390	2,229	0.013	17	487
25	98.63	274	1,454	0.009	11	342
24	96.13	571	2,894	0.017	23	713
23	94.25	385	1,880	0.011	15	481
22	91.75	699	3,246	0.019	25	873
21	88.50	610	2,647	0.016	21	761
20	86.00	439	1,806	0.011	14	548
19	82.50	1,116	4,251	0.025	33	1,393
18	77.50	1,143	3,874	0.023	30	1,427
17	72.50	1,170	3,501	0.021	27	1,461
16	67.50	1,197	3,134	0.019	24	1,495
15	62.50	1,224	2,775	0.016	22	1,528
14	57.50	1,251	2,427	0.014	19	1,562
13	53.00	1,020	1,700	0.010	13	1,274
12	50.50	455	693	0.004	5	568

Site Number: 310968

Code: ANSI/TIA-222-H

© 2007 - 2021 by ATC IP LLC. All rights reserved.

Site Name: WSPT-WESTPORT REBUILD CT, C Engineering Number: 13685614\_C3\_02

6/16/2021 4:09:16 PM

Customer: VERIZON WIRELESS

11	48.13	1,726	2,401	0.014	19	2,154
10	45.63	322	406	0.002	3	402
9	42.50	1,305	1,439	0.009	11	1,629
8	37.50	1,332	1,163	0.007	9	1,663
7	32.50	1,359	908	0.005	7	1,697
6	27.50	1,386	678	0.004	5	1,731
5	22.50	1,413	475	0.003	4	1,764
4	17.50	1,440	303	0.002	2	1,798
3	12.50	1,467	164	0.001	1	1,832
2	7.50	1,494	64	0.000	1	1,865
1	2.50	1,521	8	0.000	0	1,899
dbSpectra DS7C09P36U	140.00	210	2,148	0.013	17	262
Generic 12' Dipole	140.00	40	409	0.002	3	50
TX RX Systems 432F-8	140.00	18	184	0.001	1	22
RFS SC3-W100AB	140.00	40	409	0.002	3	50
Generic 6' Omni	138.00	25	249	0.001	2	31
Generic 12' Omni	138.00	40	398	0.002	3	50
Generic 6' FM antenn	138.00	30	299	0.002	2	37
Flat Platform w/ Han	138.00	1,750	17,428	0.104	136	2,185
Alcatel-Lucent 800 M	130.00	192	1,710	0.010	13	240
Alcatel-Lucent 4x40W	130.00	273	2,432	0.014	19	341
Alcatel-Lucent TD-RR	130.00	210	1,871	0.011	15	262
RFS APXV9TM14-ALU-I2	130.00	165	1,472	0.009	12	206
RFS APXVSPP18-C-A20	130.00	171	1,523	0.009	12	213
Flat Platform w/ Han	130.00	2,000	17,815	0.106	139	2,497
Andrew DB586	121.00	8	65	0.000	1	10
Flat Low Profile Pla	120.00	1,500	11,505	0.068	90	1,873
Generic 6' Omni	116.00	50	360	0.002	3	62
Commscope CBC78T-DS-	110.00	62	405	0.002	3	78
Samsung Outdoor CBRS	110.00	13	86	0.001	1	16
Samsung RT4401-48A	110.00	56	364	0.002	3	70
Samsung B2/B66A RRH-	110.00	253	1,651	0.010	13	316
Samsung B5/B13 RRH-B	110.00	211	1,375	0.008	11	263
RFS DB-C1-12C-24AB-0	110.00	32	209	0.001	2	40
Samsung MT6407-77A	110.00	245	1,596	0.009	12	306
Antel BXA-70080/6CF_	110.00	54	352	0.002	3	67
Commscope JAHH-65B-R	110.00	364	2,370	0.014	19	454
Low Profile Platform	110.00	1,772	11,555	0.069	90	2,213
Powerwave Allgon 702	100.00	26	144	0.001	1	33
Powerwave Allgon LGP	100.00	169	923	0.005	7	211
Raycap DC6-48-60-18-	100.00	32	173	0.001	1	40
Ericsson RRUS-11 (50	100.00	150	818	0.005	6	187
Ericsson RRUS 32 B2	100.00	159	867	0.005	7	198
Powerwave Allgon 777	100.00	210	1,146	0.007	9	262
CCI HPA-65R-BUU-H6	100.00	153	835	0.005	7	191
Flat Low Profile Pla	100.00	1,500	8,184	0.049	64	1,873
RFS ATMAA1412D-1A20	87.00	39	164	0.001	1	49
Ericsson Radio 4449	87.00	222	934	0.006	7	277
Ericsson AIR 21, 1.3	87.00	244	1,028	0.006	8	305
Ericsson AIR32 B66Aa	87.00	397	1,668	0.010	13	495
RFS APXVAARR24_43-U-	87.00	384	1,614	0.010	13	479
Flat Low Profile Pla	87.00	1,500	6,309	0.037	49	1,873
		43,805	168,240	1.000	1,314	54,688

Load Case 0.9D - 1.0Ev + 1.0Eh

Seismic (Reduced DL)

Segment	Height Above Base (ft)	Weight (lb)	W <sub>z</sub> (lb-ft)	C <sub>vx</sub>	Horizontal Force (lb)	Vertical Force (lb)
36	139.00	90	904	0.005	7	76
35	136.50	152	1,480	0.009	12	129
34	132.50	261	2,409	0.014	19	222

Site Number: 310968

Code: ANSI/TIA-222-H

© 2007 - 2021 by ATC IP LLC. All rights reserved.

Site Name: WSPT-WESTPORT REBUILD CT, CEngineering Number: 13685614\_C3\_02

6/16/2021 4:09:16 PM

Customer: VERIZON WIRELESS

33	127.50	291	2,500	0.015	20	248
32	123.00	240	1,929	0.011	15	205
31	120.50	62	483	0.003	4	53
30	118.00	254	1,887	0.011	15	216
29	115.50	65	463	0.003	4	55
28	112.50	330	2,244	0.013	18	281
27	107.50	380	2,373	0.014	19	324
26	102.50	390	2,229	0.013	17	332
25	98.63	274	1,454	0.009	11	233
24	96.13	571	2,894	0.017	23	486
23	94.25	385	1,880	0.011	15	328
22	91.75	699	3,246	0.019	25	595
21	88.50	610	2,647	0.016	21	519
20	86.00	439	1,806	0.011	14	374
19	82.50	1,116	4,251	0.025	33	950
18	77.50	1,143	3,874	0.023	30	973
17	72.50	1,170	3,501	0.021	27	996
16	67.50	1,197	3,134	0.019	24	1,019
15	62.50	1,224	2,775	0.016	22	1,042
14	57.50	1,251	2,427	0.014	19	1,065
13	53.00	1,020	1,700	0.010	13	869
12	50.50	455	693	0.004	5	388
11	48.13	1,726	2,401	0.014	19	1,470
10	45.63	322	406	0.002	3	274
9	42.50	1,305	1,439	0.009	11	1,111
8	37.50	1,332	1,163	0.007	9	1,134
7	32.50	1,359	908	0.005	7	1,157
6	27.50	1,386	678	0.004	5	1,180
5	22.50	1,413	475	0.003	4	1,203
4	17.50	1,440	303	0.002	2	1,226
3	12.50	1,467	164	0.001	1	1,249
2	7.50	1,494	64	0.000	1	1,272
1	2.50	1,521	8	0.000	0	1,295
dbSpectra DS7C09P36U	140.00	210	2,148	0.013	17	179
Generic 12' Dipole	140.00	40	409	0.002	3	34
TX RX Systems 432F-8	140.00	18	184	0.001	1	15
RFS SC3-W100AB	140.00	40	409	0.002	3	34
Generic 6' Omni	138.00	25	249	0.001	2	21
Generic 12' Omni	138.00	40	398	0.002	3	34
Generic 6' FM antenn	138.00	30	299	0.002	2	26
Flat Platform w/ Han	138.00	1,750	17,428	0.104	136	1,490
Alcatel-Lucent 800 M	130.00	192	1,710	0.010	13	164
Alcatel-Lucent 4x40W	130.00	273	2,432	0.014	19	232
Alcatel-Lucent TD-RR	130.00	210	1,871	0.011	15	179
RFS APXV9TM14-ALU-I2	130.00	165	1,472	0.009	12	141
RFS APXVSP18-C-A20	130.00	171	1,523	0.009	12	146
Flat Platform w/ Han	130.00	2,000	17,815	0.106	139	1,703
Andrew DB586	121.00	8	65	0.000	1	7
Flat Low Profile Pla	120.00	1,500	11,505	0.068	90	1,277
Generic 6' Omni	116.00	50	360	0.002	3	43
Commscope CBC78T-DS-	110.00	62	405	0.002	3	53
Samsung Outdoor CBRS	110.00	13	86	0.001	1	11
Samsung RT4401-48A	110.00	56	364	0.002	3	48
Samsung B2/B66A RRH-	110.00	253	1,651	0.010	13	216
Samsung B5/B13 RRH-B	110.00	211	1,375	0.008	11	180
RFS DB-C1-12C-24AB-0	110.00	32	209	0.001	2	27
Samsung MT6407-77A	110.00	245	1,596	0.009	12	208
Antel BXA-70080/GCF_	110.00	54	352	0.002	3	46
Commscope JAHH-65B-R	110.00	364	2,370	0.014	19	310
Low Profile Platform	110.00	1,772	11,555	0.069	90	1,509
Powerwave Allgon 702	100.00	26	144	0.001	1	22
Powerwave Allgon LGP	100.00	169	923	0.005	7	144
Raycap DC6-48-60-18-	100.00	32	173	0.001	1	27
Ericsson RRUS-11 (50	100.00	150	818	0.005	6	128

Site Number: 310968

Code: ANSI/TIA-222-H

© 2007 - 2021 by ATC IP LLC. All rights reserved.

Site Name: WSPT-WESTPORT REBUILD CT, C Engineering Number: 13685614\_C3\_02

6/16/2021 4:09:16 PM

Customer: VERIZON WIRELESS

Ericsson RRUS 32 B2	100.00	159	867	0.005	7	135
Powerwave Allgon 777	100.00	210	1,146	0.007	9	179
CCI HPA-65R-BUU-H6	100.00	153	835	0.005	7	130
Flat Low Profile Pla	100.00	1,500	8,184	0.049	64	1,277
RFS ATMAA1412D-1A20	87.00	39	164	0.001	1	33
Ericsson Radio 4449	87.00	222	934	0.006	7	189
Ericsson AIR 21, 1.3	87.00	244	1,028	0.006	8	208
Ericsson AIR32 B66Aa	87.00	397	1,668	0.010	13	338
RFS APXVAARR24_43-U-	87.00	384	1,614	0.010	13	327
Flat Low Profile Pla	87.00	1,500	6,309	0.037	49	1,277
		43,805	168,240	1.000	1,314	37,303

Load Case 1.2D + 1.0Ev + 1.0Eh

Seismic

Calculated Forces

Seg Elev (ft)	Pu FY (-) (kips)	Vu FX (-) (kips)	Tu MY (ft-kips)	Mu MZ (ft-kips)	Mu MX (ft-kips)	Resultant Moment (ft-kips)	phi Pn (kips)	phi Vn (kips)	phi Tn (ft-kips)	phi Mn (ft-kips)	Total Deflect (in)	Rotation (deg)	Ratio
0.00	-52.79	-1.32	0.00	-145.01	0.00	145.01	5,497.77	1,298.68	5,470.20	5,259.85	0.00	0.00	0.037
5.00	-50.92	-1.33	0.00	-138.42	0.00	138.42	5,379.84	1,270.83	5,238.09	5,035.45	0.01	-0.01	0.037
10.00	-49.09	-1.33	0.00	-131.79	0.00	131.79	5,261.92	1,242.97	5,011.02	4,815.96	0.02	-0.02	0.037
15.00	-47.29	-1.34	0.00	-125.12	0.00	125.12	5,144.00	1,215.12	4,788.97	4,601.35	0.05	-0.03	0.036
20.00	-45.53	-1.34	0.00	-118.43	0.00	118.43	5,026.07	1,187.26	4,571.96	4,391.63	0.08	-0.04	0.036
25.00	-43.80	-1.34	0.00	-111.72	0.00	111.72	4,908.15	1,159.41	4,359.97	4,186.81	0.13	-0.05	0.036
30.00	-42.10	-1.34	0.00	-105.00	0.00	105.00	4,790.23	1,131.55	4,153.02	3,986.88	0.19	-0.06	0.035
35.00	-40.44	-1.34	0.00	-98.28	0.00	98.28	4,672.31	1,103.69	3,951.10	3,791.84	0.26	-0.07	0.035
40.00	-38.81	-1.33	0.00	-91.59	0.00	91.59	4,554.38	1,075.84	3,754.22	3,601.69	0.34	-0.08	0.034
45.00	-38.41	-1.33	0.00	-84.92	0.00	84.92	4,436.46	1,047.98	3,562.36	3,416.43	0.44	-0.09	0.034
46.25	-36.25	-1.32	0.00	-83.26	0.00	83.26	4,406.98	1,041.02	3,515.18	3,370.88	0.46	-0.10	0.033
50.00	-35.68	-1.31	0.00	-78.32	0.00	78.32	4,318.54	1,020.13	3,375.54	3,236.07	0.54	-0.11	0.032
51.00	-34.41	-1.30	0.00	-77.01	0.00	77.01	4,412.85	1,042.41	3,524.56	3,379.93	0.56	-0.11	0.031
55.00	-32.85	-1.28	0.00	-71.81	0.00	71.81	4,318.52	1,020.12	3,375.50	3,236.03	0.66	-0.12	0.030
60.00	-31.32	-1.26	0.00	-65.40	0.00	65.40	4,200.59	992.27	3,193.71	3,060.56	0.79	-0.13	0.029
65.00	-29.82	-1.24	0.00	-59.08	0.00	59.08	4,082.67	964.41	3,016.95	2,889.98	0.92	-0.14	0.028
70.00	-28.36	-1.21	0.00	-52.88	0.00	52.88	3,964.75	936.55	2,845.22	2,724.29	1.07	-0.15	0.027
75.00	-26.93	-1.18	0.00	-46.81	0.00	46.81	3,846.82	908.70	2,678.53	2,563.49	1.23	-0.15	0.025
80.00	-25.54	-1.15	0.00	-40.88	0.00	40.88	3,728.90	880.84	2,516.86	2,407.59	1.40	-0.16	0.024
85.00	-24.99	-1.14	0.00	-35.13	0.00	35.13	3,610.98	852.99	2,360.23	2,256.57	1.57	-0.17	0.022
87.00	-20.75	-1.01	0.00	-32.85	0.00	32.85	3,563.81	841.84	2,298.99	2,197.54	1.64	-0.18	0.021
90.00	-19.88	-0.99	0.00	-29.81	0.00	29.81	3,493.05	825.13	2,208.63	2,110.45	1.76	-0.18	0.020
93.50	-19.40	-0.97	0.00	-26.35	0.00	26.35	3,410.51	805.63	2,105.50	2,011.07	1.89	-0.19	0.019
95.00	-18.69	-0.95	0.00	-24.89	0.00	24.89	3,375.13	797.28	2,062.06	1,969.22	1.95	-0.19	0.018
97.25	-18.35	-0.94	0.00	-22.75	0.00	22.75	1,102.89	301.46	785.89	655.89	2.04	-0.19	0.051
100.00	-14.86	-0.81	0.00	-20.17	0.00	20.17	1,091.10	295.71	756.22	636.43	2.15	-0.20	0.045
105.00	-14.39	-0.79	0.00	-16.12	0.00	16.12	1,068.74	285.27	703.75	601.22	2.36	-0.21	0.040
110.00	-10.16	-0.61	0.00	-12.16	0.00	12.16	1,045.19	274.82	653.15	566.30	2.59	-0.22	0.031
115.00	-10.08	-0.60	0.00	-9.13	0.00	9.13	1,020.46	264.37	604.45	531.74	2.83	-0.23	0.027
116.00	-9.70	-0.58	0.00	-8.53	0.00	8.53	1,015.38	262.29	594.94	524.87	2.88	-0.24	0.026
120.00	-7.75	-0.48	0.00	-6.20	0.00	6.20	994.55	253.93	557.63	497.61	3.08	-0.24	0.020
121.00	-7.44	-0.47	0.00	-5.71	0.00	5.71	989.22	251.84	548.50	490.84	3.13	-0.25	0.019
125.00	-7.07	-0.45	0.00	-3.85	0.00	3.85	967.45	243.48	512.70	463.98	3.34	-0.25	0.016
130.00	-2.99	-0.20	0.00	-1.62	0.00	1.62	939.16	233.04	469.66	430.94	3.61	-0.25	0.007
135.00	-2.80	-0.19	0.00	-0.62	0.00	0.62	909.69	222.59	428.50	398.55	3.87	-0.26	0.005
138.00	-0.38	-0.03	0.00	-0.05	0.00	0.05	891.44	216.32	404.72	379.46	4.03	-0.26	0.001
140.00	0.00	-0.02	0.00	0.00	0.00	0.00	879.04	212.15	389.23	366.89	4.14	-0.26	0.000

Load Case 0.9D - 1.0Ev + 1.0Eh

Seismic (Reduced DL)

Calculated Forces

Seg Elev (ft)	Pu FY (-) (kips)	Vu FX (-) (kips)	Tu MY (ft-kips)	Mu MZ (ft-kips)	Mu MX (ft-kips)	Resultant Moment (ft-kips)	phi Pn (kips)	phi Vn (kips)	phi Tn (ft-kips)	phi Mn (ft-kips)	Total Deflect (in)	Rotation (deg)	Ratio
0.00	-36.01	-1.32	0.00	-142.78	0.00	142.78	5,497.77	1,298.68	5,470.20	5,259.85	0.00	0.00	0.034
5.00	-34.74	-1.32	0.00	-136.19	0.00	136.19	5,379.84	1,270.83	5,238.09	5,035.45	0.01	-0.01	0.034
10.00	-33.49	-1.33	0.00	-129.59	0.00	129.59	5,261.92	1,242.97	5,011.02	4,815.96	0.02	-0.02	0.033
15.00	-32.26	-1.33	0.00	-122.95	0.00	122.95	5,144.00	1,215.12	4,788.97	4,601.35	0.05	-0.03	0.033
20.00	-31.06	-1.33	0.00	-116.31	0.00	116.31	5,026.07	1,187.26	4,571.96	4,391.63	0.08	-0.04	0.033
25.00	-29.87	-1.33	0.00	-109.66	0.00	109.66	4,908.15	1,159.41	4,359.97	4,186.81	0.13	-0.05	0.032
30.00	-28.72	-1.33	0.00	-103.01	0.00	103.01	4,790.23	1,131.55	4,153.02	3,986.88	0.19	-0.06	0.032
35.00	-27.58	-1.32	0.00	-96.38	0.00	96.38	4,672.31	1,103.69	3,951.10	3,791.84	0.26	-0.07	0.031
40.00	-26.47	-1.31	0.00	-89.77	0.00	89.77	4,554.38	1,075.84	3,754.22	3,601.69	0.34	-0.08	0.031
45.00	-26.20	-1.31	0.00	-83.21	0.00	83.21	4,436.46	1,047.98	3,562.36	3,416.43	0.43	-0.09	0.030
46.25	-24.73	-1.29	0.00	-81.57	0.00	81.57	4,406.98	1,041.02	3,515.18	3,370.88	0.46	-0.10	0.030
50.00	-24.34	-1.29	0.00	-76.71	0.00	76.71	4,318.54	1,020.13	3,375.54	3,236.07	0.53	-0.10	0.029
51.00	-23.47	-1.28	0.00	-75.42	0.00	75.42	4,412.85	1,042.41	3,524.56	3,379.93	0.56	-0.11	0.028
55.00	-22.40	-1.26	0.00	-70.31	0.00	70.31	4,318.52	1,020.12	3,375.50	3,236.03	0.65	-0.11	0.027
60.00	-21.36	-1.24	0.00	-64.01	0.00	64.01	4,200.59	992.27	3,193.71	3,060.56	0.77	-0.12	0.026
65.00	-20.34	-1.22	0.00	-57.82	0.00	57.82	4,082.67	964.41	3,016.95	2,889.98	0.91	-0.13	0.025
70.00	-19.35	-1.19	0.00	-51.73	0.00	51.73	3,964.75	936.55	2,845.22	2,724.29	1.05	-0.14	0.024
75.00	-18.37	-1.16	0.00	-45.79	0.00	45.79	3,846.82	908.70	2,678.53	2,563.49	1.21	-0.15	0.023
80.00	-17.42	-1.13	0.00	-39.99	0.00	39.99	3,728.90	880.84	2,516.86	2,407.59	1.37	-0.16	0.021
85.00	-17.05	-1.11	0.00	-34.35	0.00	34.35	3,610.98	852.99	2,360.23	2,256.57	1.54	-0.17	0.020
87.00	-14.16	-0.99	0.00	-32.13	0.00	32.13	3,563.81	841.84	2,298.99	2,197.54	1.61	-0.17	0.019
90.00	-13.56	-0.97	0.00	-29.15	0.00	29.15	3,493.05	825.13	2,208.63	2,110.45	1.72	-0.18	0.018
93.50	-13.23	-0.95	0.00	-25.76	0.00	25.76	3,410.51	805.63	2,105.50	2,011.07	1.86	-0.18	0.017
95.00	-12.75	-0.93	0.00	-24.33	0.00	24.33	3,375.13	797.28	2,062.06	1,969.22	1.91	-0.18	0.016
97.25	-12.51	-0.92	0.00	-22.24	0.00	22.24	1,102.89	301.46	785.89	655.89	2.00	-0.19	0.045
100.00	-10.14	-0.79	0.00	-19.72	0.00	19.72	1,091.10	295.71	756.22	636.43	2.11	-0.19	0.040
105.00	-9.82	-0.77	0.00	-15.76	0.00	15.76	1,068.74	285.27	703.75	601.22	2.32	-0.21	0.035
110.00	-6.93	-0.59	0.00	-11.89	0.00	11.89	1,045.19	274.82	653.15	566.30	2.54	-0.22	0.028
115.00	-6.87	-0.59	0.00	-8.93	0.00	8.93	1,020.46	264.37	604.45	531.74	2.78	-0.23	0.024
116.00	-6.61	-0.57	0.00	-8.34	0.00	8.34	1,015.38	262.29	594.94	524.87	2.83	-0.23	0.022
120.00	-5.28	-0.47	0.00	-6.05	0.00	6.05	994.55	253.93	557.63	497.61	3.02	-0.24	0.017
121.00	-5.07	-0.46	0.00	-5.58	0.00	5.58	989.22	251.84	548.50	490.84	3.07	-0.24	0.017
125.00	-4.82	-0.44	0.00	-3.76	0.00	3.76	967.45	243.48	512.70	463.98	3.28	-0.25	0.013
130.00	-2.04	-0.20	0.00	-1.58	0.00	1.58	939.16	233.04	469.66	430.94	3.54	-0.25	0.006
135.00	-1.91	-0.18	0.00	-0.60	0.00	0.60	909.69	222.59	428.50	398.55	3.80	-0.25	0.004
138.00	-0.26	-0.03	0.00	-0.05	0.00	0.05	891.44	216.32	404.72	379.46	3.96	-0.25	0.000
140.00	0.00	-0.02	0.00	0.00	0.00	0.00	879.04	212.15	389.23	366.89	4.06	-0.25	0.000



Site Number: 310968

Code: ANSI/TIA-222-H

© 2007 - 2021 by ATC IP LLC. All rights reserved.

Site Name: WSPT-WESTPORT REBUILD CT, C Engineering Number: 13685614\_C3\_02

6/16/2021 4:09:17 PM

Customer: VERIZON WIRELESS

### Analysis Summary

Load Case	Reactions						Max Usage	
	Shear FX (kips)	Shear FZ (kips)	Axial FY (kips)	Moment MX (ft-kips)	Moment MY (ft-kips)	Moment MZ (ft-kips)	Elev (ft)	Interaction Ratio
1.2D + 1.0W	24.43	0.00	52.53	0.00	0.00	2470.40	97.25	0.56
0.9D + 1.0W	24.41	0.00	39.39	0.00	0.00	2440.98	97.25	0.55
1.2D + 1.0Di + 1.0Wi	6.50	0.00	67.25	0.00	0.00	653.08	97.25	0.17
1.2D + 1.0Ev + 1.0Eh	1.32	0.00	52.79	0.00	0.00	145.01	97.25	0.05
0.9D - 1.0Ev + 1.0Eh	1.32	0.00	36.01	0.00	0.00	142.78	97.25	0.05
1.0D + 1.0W	5.65	0.00	43.80	0.00	0.00	567.27	97.25	0.14



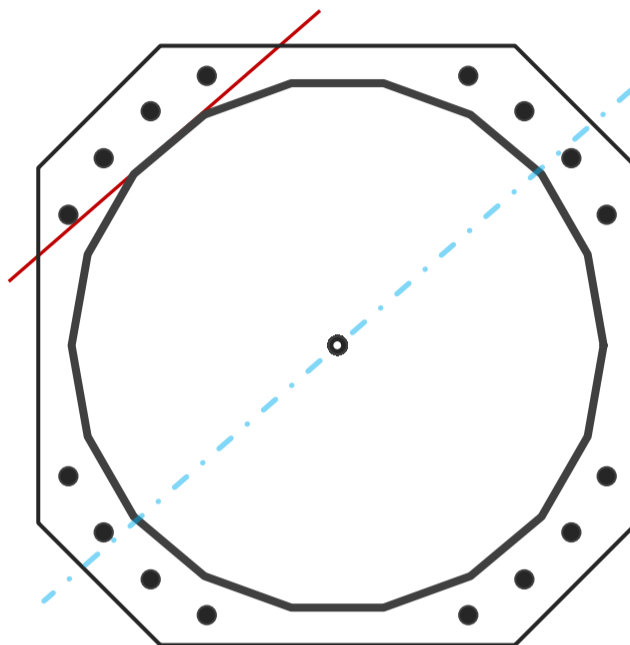
## Base Plate & Anchor Rod Analysis

Pole Dimensions		
Number of Sides	18	-
Diameter	47.13	in
Thickness	1/2	in
Orientation Offset	0	°

Base Reactions		
Moment, Mu	2,470.4	k-ft
Axial, Pu	52.5	k
Shear, Vu	24.4	k
Neutral Axis	41	°

Report Capacities		
Component	Capacity	Result
Base Plate	39%	Pass
Anchor Rods	58%	Pass
Dwyidag	-	-

Base Plate		
Shape	Square	-
Width	54	in
Thickness	3 1/4	in
Grade	A572-50	
Yield Strength, Fy	50	ksi
Tensile Strength, Fu	65	ksi
Clip	11	in
Orientation Offset	0	°
Anchor Rod Detail	d	η=0.5
Clear Distance	3	in
Applied Moment, Mu	1362.6	k
Bending Stress, φMn	3459.4	k



Original Anchor Rods		
Arrangement	Cluster	-
Quantity	16	-
Diameter, φ	2 1/4	in
Bolt Circle	54	in
Grade	A615-75	
Yield Strength, Fy	75	ksi
Tensile Strength, Fu	100	ksi
Spacing	6.0	in
Orientation Offset	0	°
Applied Force, Pu	140.3	k
Anchor Rods, φPn	243.6	k

# Calculations for Monopole Base Plate & Anchor Rod Analysis

## Reaction Distribution

Reaction	Shear Vu	Moment Mu	Factor
-	k	k-ft	-
Base Forces	24.4	2470.4	1.00
Anchor Rod Forces	24.4	2470.4	1.00
Additional Bolt (Grp1) Forces	0.0	0.0	0.00
Additional Bolt (Grp2) Forces	0.0	0.0	0.00
Dywidag Forces	0.0	0.0	0.00
Stiffener Forces	0.0	0.0	0.00

## Geometric Properties

Section	Gross Area	Net Area	Individual Inertia	Threads per Inch	Moment of Inertia
-	in <sup>2</sup>	in <sup>2</sup>	in <sup>4</sup>	#	in <sup>4</sup>
Pole	72.8749	4.0486	0.3392		19813.12
Bolt	3.9761	3.2477	0.8393	4.5	18953.95
Bolt1	0.0000	0.0000	0.0000	0	0.00
Bolt2	0.0000	0.0000	0.0000	0	0.00
Dywidag	0.0000	0.0000	0.0000		0.00
Stiffener	0.0000	0.0000	0.0000		0.00

### Base Plate

Shape	Square	-
Width, W	54	in
Thickness, t	3.25	in
Yield Strength, Fy	50	ksi
Tensile Strength, Fu	65	ksi
Base Plate Chord	26.358	in
Detail Type	d	-
Detail Factor	0.50	-
Clear Distance	3	-

### Anchor Rods

Anchor Rod Quantity, N	16	-
Rod Diameter, d	2.25	in
Bolt Circle, BC	54	in
Yield Strength, Fy	75	ksi
Tensile Strength, Fu	100	ksi
Applied Axial, Pu	140.3	k
Applied Shear, Vu	0.1	k
Compressive Capacity, $\phi P_n$	243.6	k
Tensile Capacity, $\phi R_n$	0.576	OK
Interaction Capacity	0.577	OK

### External Base Plate

Chord Length AA	29.113	in
Additional AA	0.000	in
Section Modulus, Z	76.875	in <sup>3</sup>
Applied Moment, Mu	1362.6	k-ft
Bending Capacity, $\phi M_n$	3459.4	k-ft
Capacity, Mu/ $\phi M_n$	0.394	OK

Chord Length AB	28.384	in
Additional AB	0.000	in
Section Modulus, Z	74.950	in <sup>3</sup>
Applied Moment, Mu	1164.5	k-ft
Bending Capacity, $\phi M_n$	3372.8	k-ft
Capacity, Mu/ $\phi M_n$	0.345	OK

Bend Line Length	0.000	in
Additional Bend Line	0.000	in
Section Modulus, Z	0.000	in <sup>3</sup>
Applied Moment, Mu	0.0	k-ft
Bending Capacity, $\phi M_n$	0.0	k-ft
Capacity, Mu/ $\phi M_n$		

### Internal Base Plate

Arc Length	0.000	in
Section Modulus, Z	0.000	in <sup>3</sup>
Moment Arm	0.000	in
Applied Moment, Mu	0.0	k-ft
Bending Capacity, $\phi M_n$	0.0	k-ft
Capacity, Mu/ $\phi M_n$		



Maser Consulting Connecticut  
2000 Midlantic Drive, Suite 100  
Mt. Laurel, NJ 08054  
856.797.0412  
peter.albano@colliersengineering.com

---

## Post-Mod Antenna Mount Analysis Report and PMI Requirements

Mount Fix

SMART Tool Project #: 10074888  
Maser Consulting Connecticut Project #: 21777521A

June 24, 2021

### Site Information

Site ID: 468226-VZW / WESTPORT 2 CT  
Site Name: WESTPORT 2 CT  
Carrier Name: Verizon Wireless  
Address: 180 Bayberry Lane  
Westport, Connecticut 06880  
Fairfield County  
Latitude: 41.171667°  
Longitude: -73.328472°

### Structure Information

Tower Type: Monopole  
Mount Type: 12.50-Ft Platform

FUZE ID # 15597861

### Analysis Results

Platform: 41.1% Pass

### \*\*\*Contractor PMI Requirements:

**Included at the end of this MA report**


**Available & Submitted via portal at <https://pmi.vzwsmart.com>**

**Contractor - Please Review Specific Site PMI Requirements Upon Award**

**Requirements also Noted on Mount Modification Drawings**

**Requirements may also be Noted on A & E drawings**

Report Prepared By: Conner Hoge



**Executive Summary:**

The objective of this report is to summarize the analysis results of the antenna support mount including the proposed modifications at the subject facility for the final wireless telecommunications configuration, per the applicable codes and standards.

This analysis is inclusive of the mount structure only and does not address the structural capacity of the supporting structure. This mounting frame was not analyzed as an anchor attachment point for fall protection. All climbing activities are required to have a fall protection plan completed by a competent person.

**Sources of Information:**

Document Type	Remarks
Radio Frequency Data Sheet (RFDS)	Verizon RFDS Site ID: 325124, dated March 30, 2021
Mount Mapping Report	RKS Design & Engineering LLC, Site ID: ATC: 310968, VZW: 468226, dated April 16, 2021
Previous Mount Analysis Report	Maser Consulting Connecticut, Project #: 21777521A, dated June 3, 2021
Mount Modification Drawings	Maser Consulting Connecticut, Project #: 21777521A, dated June 24, 2021

**Analysis Criteria:**

Codes and Standards:	ANSI/TIA-222-H
Wind Parameters:	Basic Wind Speed (Ultimate 3-sec. Gust), $V_{ULT}$ : 118 mph Ice Wind Speed (3-sec. Gust): 50 mph Design Ice Thickness: 1.00 in Risk Category: II Exposure Category: B Topographic Category: 1 Topographic Feature Considered: N/A Topographic Method: N/A Ground Elevation Factor, $K_e$ : 0.991
Seismic Parameters:	$S_s$ : 0.227 $S_1$ : 0.056
Maintenance Parameters:	Wind Speed (3-sec. Gust): 30 mph Maintenance Live Load, $L_v$ : 250 lbs. Maintenance Live Load, $L_m$ : 500 lbs.
Analysis Software:	RISA-3D (V17)

**Final Loading Configuration:**

The following equipment has been considered for the analysis of the mount:

Mount Elevation (ft)	Equipment Elevation (ft)	Quantity	Manufacturer	Model	Status
107.6	110.0	3	Samsung	XXDWMM-12.5-65-8T-CBRS	Added
		3	Samsung	MT6407-77A	
		3	Commscope	CBC78T-DS-43-2X	
		1	RFS	DB-C1-12C-24AB-0Z	
		3	Samsung	B2/B66A RRH-BR049	
		3	Samsung	B5/B13 RRH-BR04C	
		6	Commscope	JAHH-65B-R3B	Retained
		3	Antel	BXA-70080-6CF	
		1	-	Omni Antenna	

The recent mount mapping reported existing OVP units. It is acceptable to install up to any three (3) of the OVP model numbers listed below as required at any location other than the mount face without affecting the structural capacity of the mount. If OVP units are installed on the mount face, a mount re-analysis may be required unless replacing an existing OVP.

Model Number	Ports	AKA
DB-B1-6C-12AB-0Z	6	OVP-6
RVZDC-6627-PF-48	12	OVP-12

**Standard Conditions:**

1. All engineering services are performed on the basis that the information provided to Maser Consulting Connecticut and used in this analysis is current and correct. The existing equipment loading has been applied at locations determined from the supplied documentation. Any deviation from the loading locations specified in this report shall be communicated to Maser Consulting Connecticut to verify deviation will not adversely impact the analysis.
2. Mounts are assumed to have been properly fabricated, installed and maintained in good condition, twist free and plumb in accordance with its original design and manufacturer’s specifications.

Obvious safety and structural issues/deficiencies noticed at the time of the mount mapping and reported in the Mount Mapping Report are assumed to be corrected and documented as part of the PMI process and are not considered in the mount analysis.

The mount analysis and the mount mapping are not a condition assessment of the mount. Proper maintenance and condition assessments are still required post analysis.

3. For mount analyses completed from other data sources (including new replacement mounts) and not specifically mapped by Maser Consulting Connecticut, the mounts are assumed to have been properly fabricated, installed and maintained in good condition, twist free and plumb in accordance with its original design and manufacturer’s specifications.
4. All member connections are assumed to have been designed to meet or exceed the load carrying capacity of the connected member unless otherwise specified in this report.

5. The mount was checked up to, and including, the bolts that fasten it to the mount collar/attachment and threaded rod connections in collar members if applicable. Local deformation and interaction between the mount collar/attachment and the supporting tower structure are outside the scope of this analysis.
6. All services are performed, results obtained, and recommendations made in accordance with generally accepted engineering principles and practices. Maser Consulting is not responsible for the conclusion, opinions, and recommendations made by others based on the information supplied.
7. Structural Steel Grades have been assumed as follows, if applicable, unless otherwise noted in this analysis:
  - o Channel, Solid Round, Angle, Plate      ASTM A36 (Gr. 36)
  - o HSS (Rectangular)                              ASTM 500 (Gr. B-46)
  - o Pipe    ASTM A53 (Gr. B-35)
  - o Threaded Rod                                      F1554 (Gr. 36)
  - o Bolts    ASTM A325
8. Any mount modifications listed under Sources of Information are assumed to have been installed per the design specifications.

**Discrepancies between in-field conditions and the assumptions listed above may render this analysis invalid unless explicitly approved by Maser Consulting Connecticut.**

**Analysis Results:**

<b>Component</b>	<b>Utilization %</b>	<b>Pass/Fail</b>
<i>Face Horizontal</i>	<i>14.0%</i>	<i>Pass</i>
<i>Standoff Horizontal</i>	<i>37.0%</i>	<i>Pass</i>
<i>Corner Plate</i>	<i>22.0%</i>	<i>Pass</i>
<i>Platform Crossmember</i>	<i>17.0%</i>	<i>Pass</i>
<i>Grating Support</i>	<i>13.0%</i>	<i>Pass</i>
<i>Mount Pipe</i>	<i>38.7%</i>	<i>Pass</i>
<i>Support Rail</i>	<i>19.0%</i>	<i>Pass</i>
<i>Dual Mount Pipe</i>	<i>32.0%</i>	<i>Pass</i>
<i>Mount Connection</i>	<i>41.1%</i>	<i>Pass</i>
<b>Structure Rating – (Controlling Utilization of all Components)</b>		<b>41.1%</b>

**Recommendation:**

The existing mounts will be **SUFFICIENT** for the final loading after the proposed modifications are successfully completed.

ANSI/ASSP rigging plan review services compliant with the requirements of ANSI/TIA 322 are available for a Construction Class IV site or other, if required. Separate review fees will apply.

**Attachments:**

1. Mount Photos
2. Mount Mapping Report (for reference only)
3. Analysis Calculations
- 4. Contractor Required PMI Report Deliverables**
5. Antenna Placement Diagrams
6. TIA Adoption and Wind Speed Usage Letter







### Antenna Mount Mapping Form (PATENT PENDING)

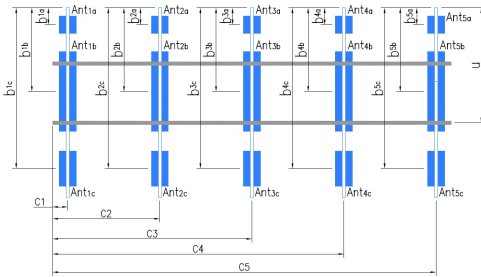
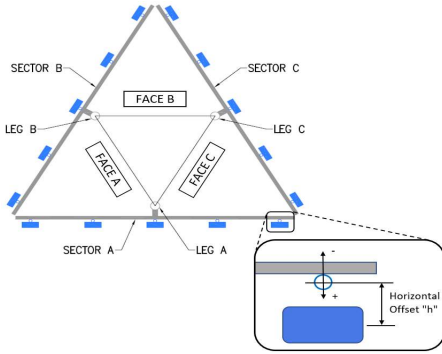
FCC #  
UNKNOWN

Tower Owner:	ATC	Mapping Date:	04-16-2021
Site Name:	ATC : WSPT-WESTPORT REBUILD CT, V2W : WEST PORT 2 CT	Tower Type:	Monopole
Site Number or ID:	ATC : 310968, V2W:468226	Tower Height (Ft.):	UNKNOWN
Mapping Contractor:	RKS Design & Engineering, LLC	Mount Elevation (Ft.):	107.62

This antenna mapping form is the property of TES and under PATENT PENDING. The formation contained herein is considered confidential in nature and is to be used only for the specific customer it was intended for. Reproduction, transmission, publication, modification or disclosure by any method is prohibited except by express written permission of TES. All means and methods are the responsibility of the contractor and the work shall be compliant with ANSI/ASSE A 10.48, OSHA, FCC, FAA and other safety requirements that may apply. TES is not warranting the usability of the safety climb as it must be assessed prior to each use in compliance with OSHA requirements.

Please insert the sketches of the antenna mount from the "Sketches" tab with dimensions and members here.

Mount Pipe Configuration and Geometries [Unit = Inches]							
Sector / Position	Mount Pipe Size & Length	Vertical Offset Dimension "u"	Horizontal Offset "C1, C2, C3, etc."	Sector / Position	Mount Pipe Size & Length	Vertical Offset Dimension "u"	Horizontal Offset "C1, C2, C3, etc."
A1	PIPE 2.375" Ø X 0.15" X 84" LONG	62.75	4.00	C1	PIPE 2.375" Ø X 0.15" X 84" LONG	62.75	4.00
A2	PIPE 2.875" Ø X 0.22" X 98" LONG	73.75	39.50	C2	PIPE 2.875" Ø X 0.22" X 98" LONG	73.75	39.50
A3	PIPE 2.375" Ø X 0.15" X 84" LONG	62.75	74.50	C3	PIPE 2.375" Ø X 0.15" X 84" LONG	62.75	74.50
A4	PIPE 2.375" Ø X 0.15" X 84" LONG	62.75	124.50	C4	PIPE 2.375" Ø X 0.15" X 84" LONG	62.75	124.50
A5	PIPE 2.375" Ø X 0.15" X 84" LONG	62.75	145.50	C5	PIPE 2.375" Ø X 0.15" X 84" LONG	62.75	145.50
A6				C6			
B1	PIPE 2.375" Ø X 0.15" X 84" LONG	62.75	4.00	D1			
B2	PIPE 2.875" Ø X 0.22" X 98" LONG	73.75	39.50	D2			
B3	PIPE 2.375" Ø X 0.15" X 84" LONG	62.75	74.50	D3			
B4	PIPE 2.375" Ø X 0.15" X 84" LONG	62.75	124.50	D4			
B5	PIPE 2.375" Ø X 0.15" X 84" LONG	62.75	145.50	D5			
B6				D6			
Distance between bottom rail and mount CL elevation (dim d). Unit is inches. See 'Mount Elev Ref' tab for details. :							
Distance from top of bottom support rail to lowest tip of ant./eqpt. of Carrier above. (N/A if > 10 ft.) :							
Distance from top of bottom support rail to highest tip of ant./eqpt. of Carrier below. (N/A if > 10 ft.) :							
Please enter additional information or comments below.							
Tower Face Width at Mount Elev. (ft.):							
Tower Leg Size or Pole Shaft Diameter at Mount Elev. (in.):							
For T-Arms/Platforms on monopoles, report the weld size from the main standoff to the plate bolting into the collar mount.							

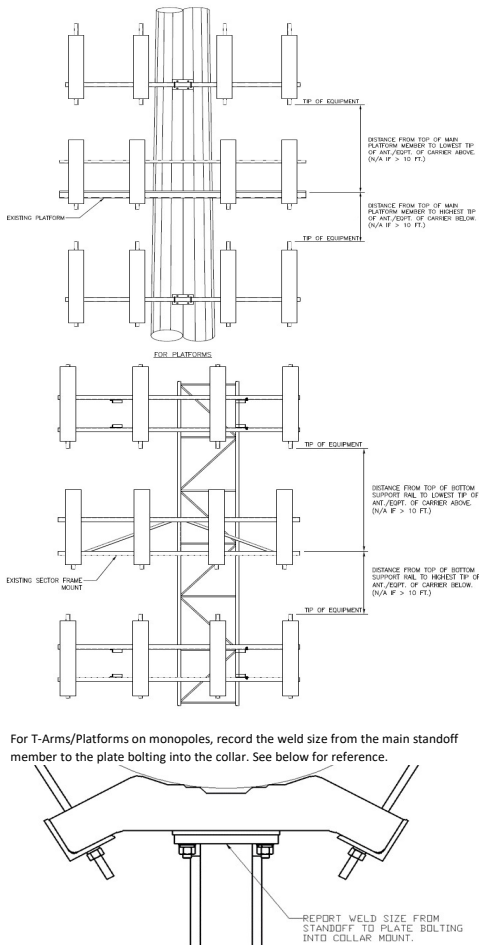


Ants. Items	Enter antenna model. If not labeled, enter "Unknown".					Mounting Locations [Units are inches and degrees]				Photos of antennas
	Antenna Models if Known	Width (in.)	Depth (in.)	Height (in.)	Coax Size and Qty	Antenna Center-line (Ft.)	Vertical Distances "b <sub>1a</sub> , b <sub>2a</sub> , b <sub>3a</sub> , b <sub>1b</sub> ,..." (Inches)	Horiz. Offset "h" (Use "-" if Ant. is behind)	Antenna Azimuth (Degrees)	
<b>Sector A</b>										
Ant <sub>1a</sub>	UHIE, B66a RRH 4x45	11.80	7.20	25.80		111.016	22.00	-6.00		228
Ant <sub>1b</sub>										
Ant <sub>1c</sub>										
Ant <sub>2a</sub>	B13 RRH4x30	11.80	7.50	20.90		110.203	42.75	-6.25		234
Ant <sub>2b</sub>	(2)JAHH-65B-R3B	13.80	8.20	72.00		109.974	45.50	13.50	20.00	27
Ant <sub>2c</sub>										
Ant <sub>3a</sub>	UHFA, B25 RRH 4x30	12.00	7.20	21.20		110.683	26.00	-7.00		236
Ant <sub>3b</sub>										
Ant <sub>3c</sub>										
Ant <sub>4a</sub>	UNKNOWN-RRU	7.00	1.00	5.00		108.891	47.50	-2.75		240
Ant <sub>4b</sub>	BXA-171063-8BF-EDIN	6.10	4.10	48.50		108.662	50.25	8.00	20.00	27
Ant <sub>4c</sub>										
Ant <sub>5a</sub>										
Ant <sub>5b</sub>	BXA70080-6CF-EDIN	8.00	6.00	71.00		109.266	43.00	10.00	20.00	27
Ant <sub>5c</sub>										
Ant on Standoff										
Ant on Standoff										
Ant on Tower										
Ant on Tower										

**Antenna Layout (Looking Out From Tower)**

Mount Azimuth (Degree) for Each Sector				Tower Leg Azimuth (Degree) for Each Sector				Sector B											
Sector A:	20.00	Deg	Leg A:		Deg			Ant <sub>1a</sub>	UHIE, B66a RRH 4x45	11.80	7.20	25.80		111.016	22.00	-6.00		116	
Sector B:	140.00	Deg	Leg B:		Deg			Ant <sub>1b</sub>											
Sector C:	260.00	Deg	Leg C:		Deg			Ant <sub>1c</sub>											
Sector D:		Deg	Leg D:		Deg			Ant <sub>2a</sub>	B13 RRH4x30	11.80	7.50	20.90		110.203	42.75	-6.25		119	
<b>Climbing Facility Information</b>								Ant <sub>2b</sub>	(2)JAHH-65B-R3B	13.80	8.20	72.00		109.974	45.50	13.50	140.00	16	
Location:	80.00	Deg	N/A					Ant <sub>2c</sub>											
Climbing Facility	Corrosion Type:			N/A				Ant <sub>3a</sub>	UHFA, B25 RRH 4x30	12.00	7.20	21.20		110.683	26.00	-7.00		136	
	Access:			Climbing path was unobstructed.				Ant <sub>3b</sub>											
	Condition:			Good condition.				Ant <sub>3c</sub>											
								Ant <sub>4a</sub>	UNKNOWN-RRU	7.00	1.00	5.00		108.891	47.50	-2.75		138	
								Ant <sub>4b</sub>	BXA-171063-8BF-EDIN	6.10	4.10	48.50		108.662	50.25	8.00	140.00	16	
								Ant <sub>4c</sub>											
								Ant <sub>5a</sub>	UNKNOWN-OMNI	1.00	1.00	66.00		114.849	-24.00	-2.50		142	
								Ant <sub>5b</sub>	BXA70080-6CF-EDIN	8.00	6.00	71.00		109.266	43.00	10.00	140.00	16	
								Ant <sub>5c</sub>											
								Ant on Standoff											
								Ant on Standoff											
								Ant on Tower	RHSDC-6627-PF-48	16.50	12.60	29.50			84.75	8.00		128	
								Ant on Tower											
<b>Sector C</b>																			
								Ant <sub>1a</sub>	UHIE, B66a RRH 4x45	11.80	7.20	25.80		111.016	22.00	-6.00		170	
								Ant <sub>1b</sub>											
								Ant <sub>1c</sub>											
								Ant <sub>2a</sub>	B13 RRH4x30	11.80	7.50	20.90		110.203	42.75	-6.25		172	
								Ant <sub>2b</sub>	(2)JAHH-65B-R3B	13.80	8.20	72.00		109.974	45.50	13.50	260.00	20	
								Ant <sub>2c</sub>											
								Ant <sub>3a</sub>	UHFA, B25 RRH 4x30	12.00	7.20	21.20		110.683	26.00	-7.00		178	
								Ant <sub>3b</sub>											
								Ant <sub>3c</sub>											
								Ant <sub>4a</sub>	UNKNOWN-RRU	7.00	1.00	5.00		108.891	47.50	-2.75		184	
								Ant <sub>4b</sub>	BXA-171063-8BF-EDIN	6.10	4.10	48.50		108.662	50.25	8.00	260.00	20	
								Ant <sub>4c</sub>											
								Ant <sub>5a</sub>	UNKNOWN-OMNI	1.00	1.00	66.00		114.849	-24.00	-2.50		189	
								Ant <sub>5b</sub>	BXA70080-6CF-EDIN	8.00	6.00	71.00		109.266	43.00	10.00	260.00	20	
								Ant <sub>5c</sub>											
								Ant on Standoff											
								Ant on Standoff											
								Ant on Tower	RRFDC-3315-PF-48	15.73	10.25	25.66			82.75	7.00		180	
								Ant on Tower											
<b>Sector D</b>																			
								Ant <sub>1a</sub>											
								Ant <sub>1b</sub>											
								Ant <sub>1c</sub>											
								Ant <sub>2a</sub>											
								Ant <sub>2b</sub>											
								Ant <sub>2c</sub>											
								Ant <sub>3a</sub>											
								Ant <sub>3b</sub>											
								Ant <sub>3c</sub>											
								Ant <sub>4a</sub>											
								Ant <sub>4b</sub>											
								Ant <sub>4c</sub>											
								Ant <sub>5a</sub>											
								Ant <sub>5b</sub>											
								Ant <sub>5c</sub>											
								Ant on Standoff											
								Ant on Standoff											
								Ant on Tower											
								Ant on Tower											

Please insert a photo of the mount centerline measurement here.



Observed Safety and Structural Issues During the Mount Mapping		
Issue #	Description of Issue	Photo #
1	TOTAL COAX (14) : (12) FH 1-5/8, (1) 1.625" Ø HYBRID, (1) 2" Ø HYBRID	35
2		
3		
4		
5		
6		
7		
8		

Observed Obstructions to Tower Lighting System		
If the tower lighting system is being obstructed by the carrier's equipment (for example: a light nested by the antennas), please provide photos and fill in the information below.		Photo #
Description of Obstruction:	TOTAL COAX (14) : (12) FH 1-5/8, (1) 1.625" Ø, (1) 2" Ø	
Type of Light:	Photo #	Additional Comments:
Lighting Technology:	Photo #	
Elevation (AGL) at base of light (Ft.):	Photo #	
Is a service loop available?	Photo #	
Is beacon installed on an extension?	Photo #	

Mapping Notes
<p>1. Please report any visible structural or safety issues observed on the antenna mounts (Damaged members, loose connections, tilting mounts, safety climb issues, etc.)</p> <p>2. If the thickness of the existing pipes or tubing can't be obtained from a general tool (such as Caliper), please use an ultrasonic measurement tool (thickness gauge) to measure the thickness.</p> <p>3. Please create all required detail sketches of the mounts and insert them into the "Sketches" tab.</p> <p>4. Please measure and enter the bolt sizes and types under the Members Box in the spreadsheet of the mount type.</p> <p>5. Take and label the photos of the tower, mounts, connections, antennas and all measurements. Minimum 50 photos are required.</p> <p>6. Please measure and report the size and length of all existing antenna mounting pipes.</p> <p>7. Please measure and report the antenna information for all sectors.</p> <p>8. Don't delete or rearrange any sheet or contents of any sheet from this mapping form.</p>

Standard Conditions
1. Obvious safety and structural issues/deficiencies noticed at the time of the mount mapping are to be reported in this mapping. However, this mount mapping is not a condition assessment of the mount.



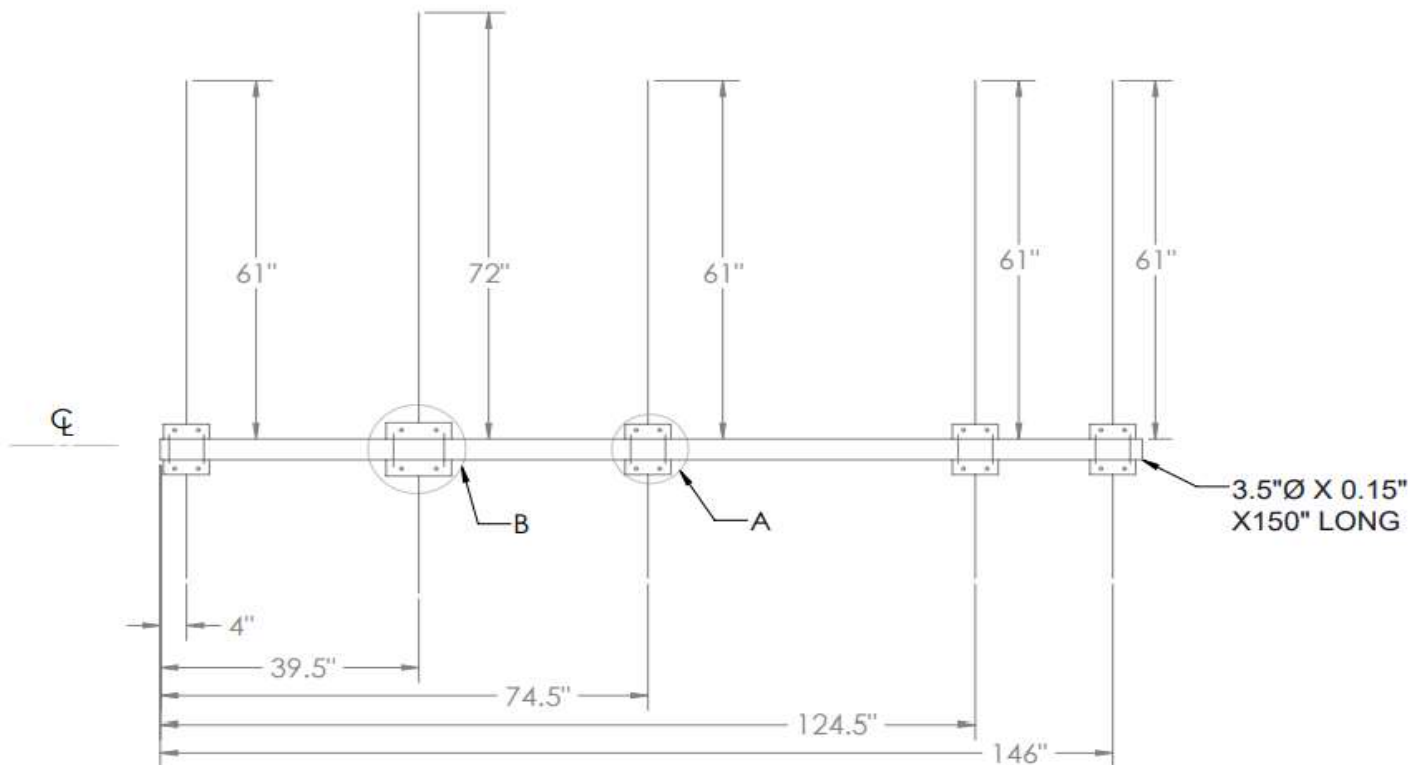
**Antenna Mount Mapping Form (PATENT PENDING)**

FCC #  
UNKNOWN

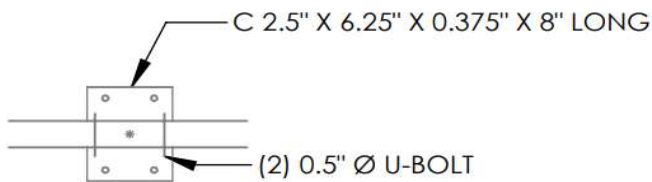
<b>Tower Owner:</b>	ATC	<b>Mapping Date:</b>	04-16-2021
<b>Site Name:</b>	ATC : WSPT-WESTPORT REBUILD CT, VZW : WEST PORT 2 CT	<b>Tower Type:</b>	Monopole
<b>Site Number or ID:</b>	ATC : 310968, VZW:468226	<b>Tower Height (Ft.):</b>	UNKNOWN
<b>Mapping Contractor:</b>	RKS Design & Engineering, LLC	<b>Mount Elevation (Ft.):</b>	107.62

This antenna mapping form is the property of TES and under **PATENT PENDING**. The formation contained herein is considered confidential in nature and is to be used only for the specific customer it was intended for. Reproduction, transmission, publication, modification or disclosure by any method is prohibited except by express written permission of TES. All means and methods are the responsibility of the contractor and the work shall be compliant with ANSI/ASSE A 10.48, OSHA, FCC, FAA and other safety requirements that may apply. TES is not warranting the usability of the safety climb as it must be assessed prior to each use in compliance with OSHA requirements.

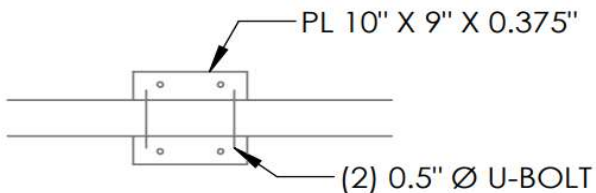
Please Insert Sketches of the Antenna Mount



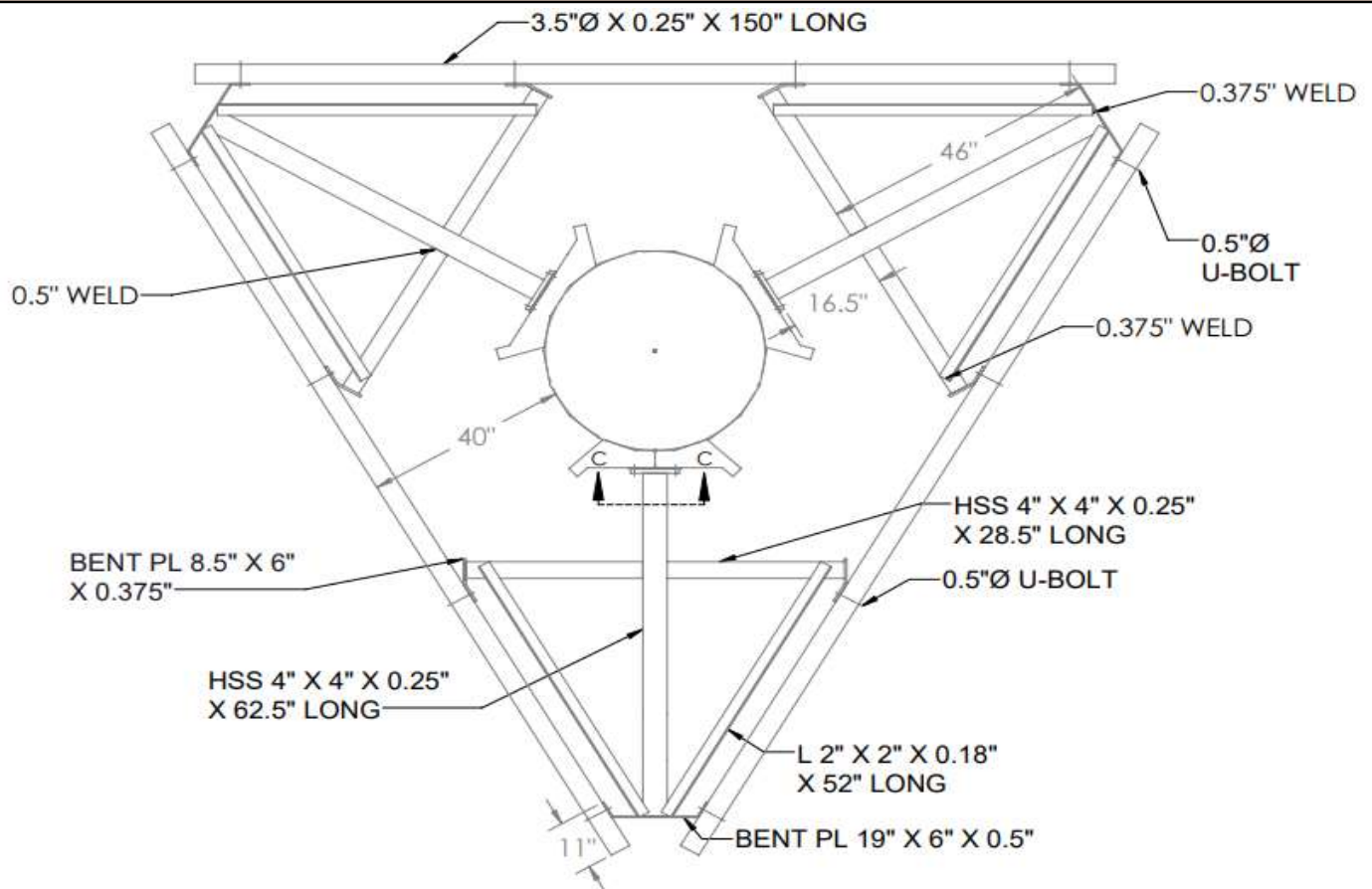
**SECTOR A,B,C**



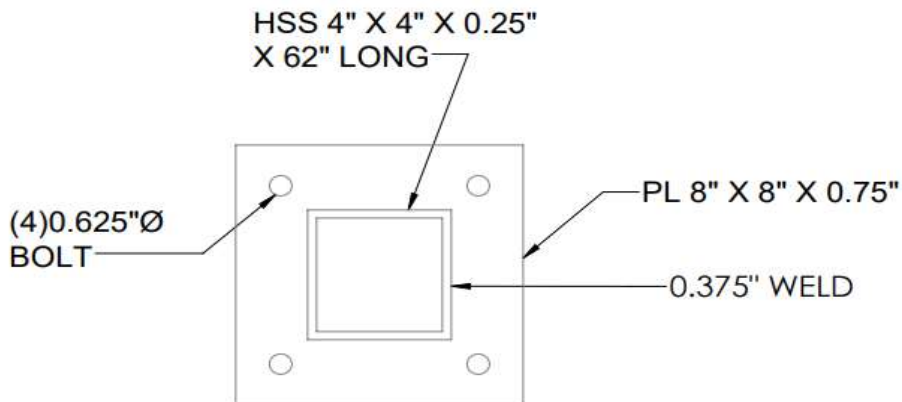
DETAIL A



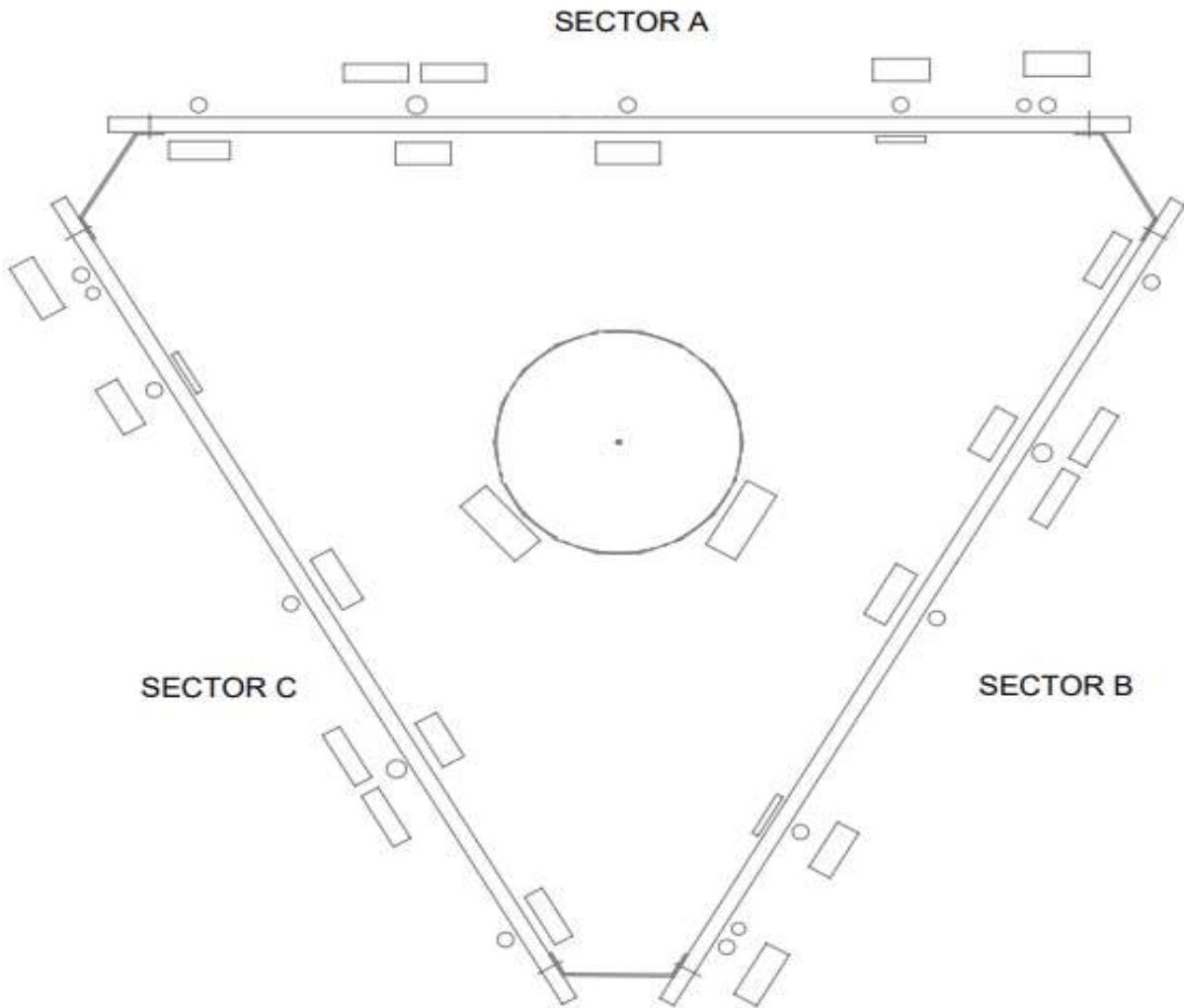
DETAIL B



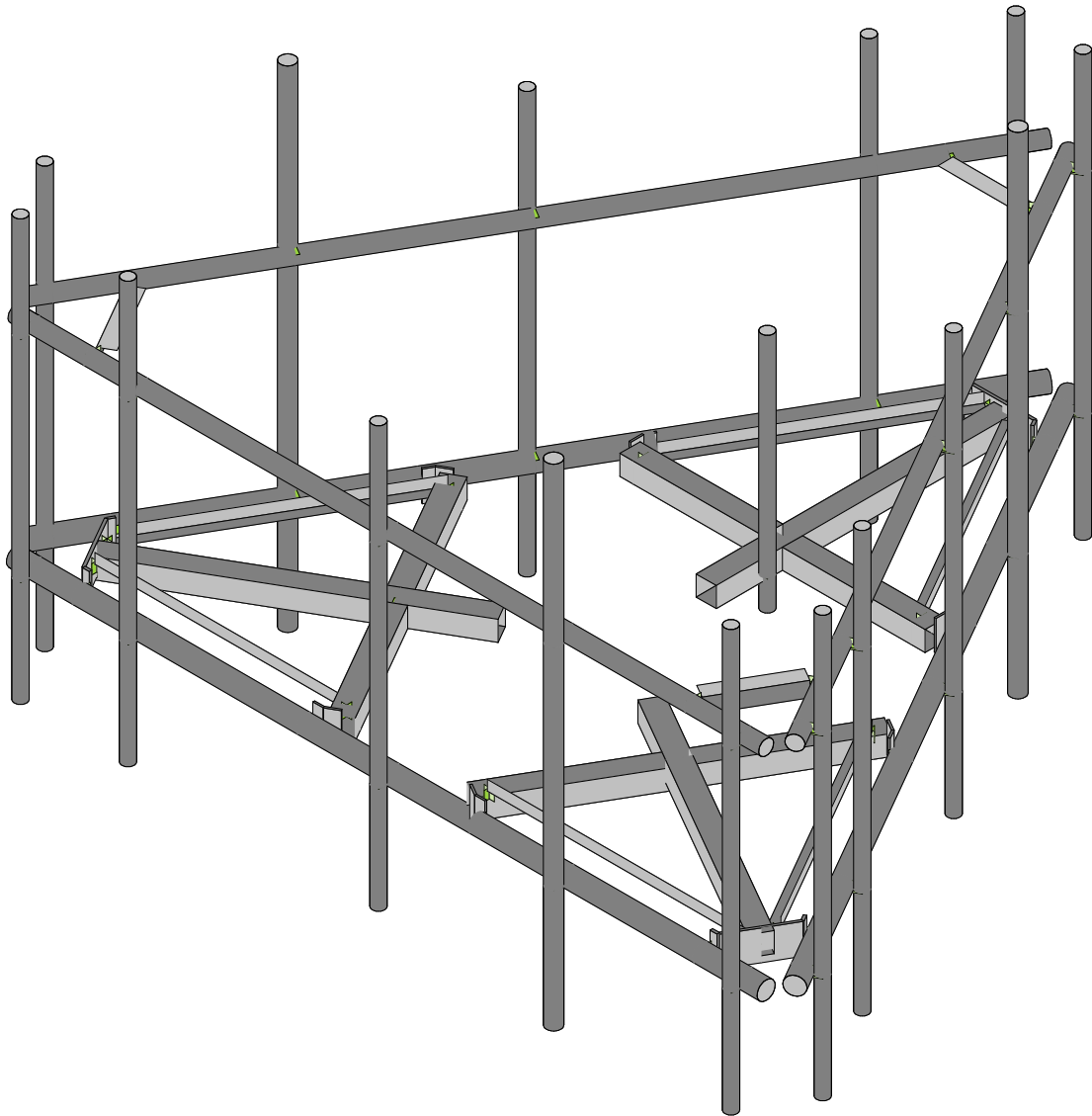
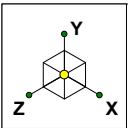
**MOUNT PLAN VIEW**



**SECTION C-C**



**ANTENNA PLAN VIEW**



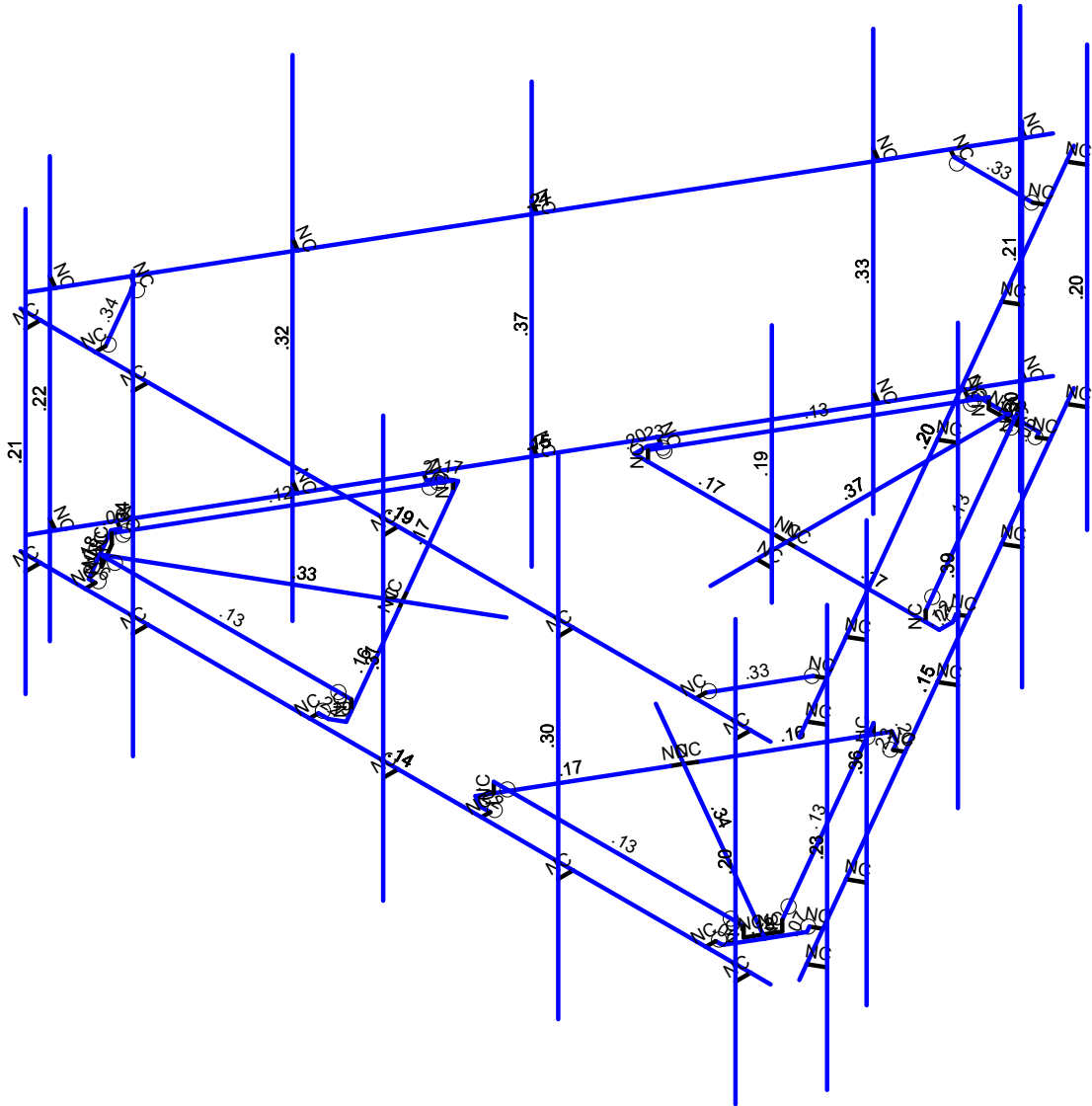
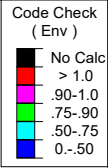
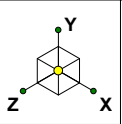
Envelope Only Solution

SK - 1

June 23, 2021 at 12:31 PM

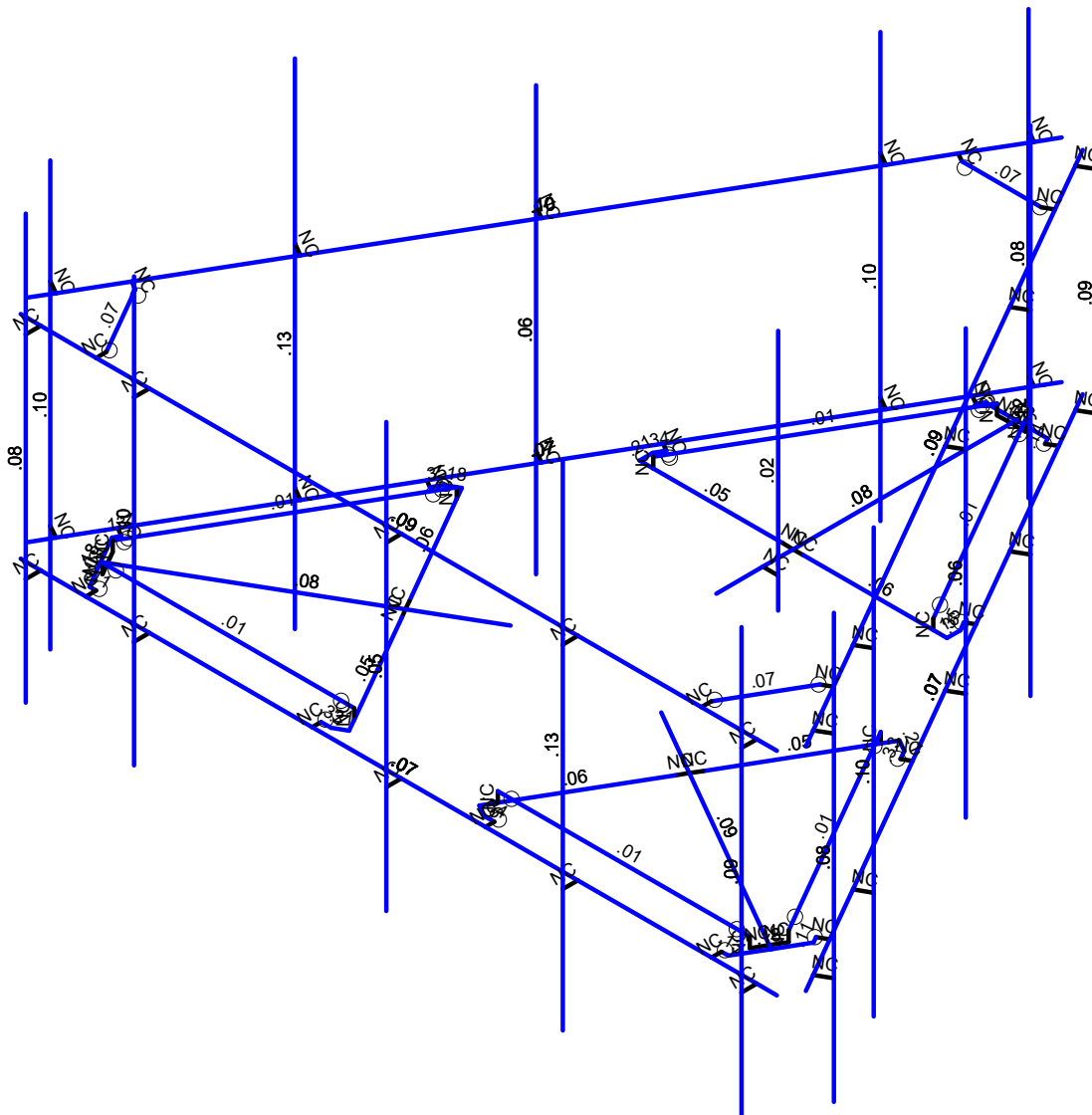
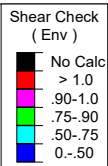
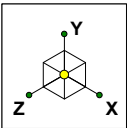
Mod\_468226-VZW\_MT\_LO\_H.r3d





Member Code Checks Displayed (Enveloped)  
Envelope Only Solution

		SK - 2
		June 23, 2021 at 12:31 PM
		Mod_468226-VZW_MT_LO_H.r3d



Member Shear Checks Displayed (Enveloped)  
Envelope Only Solution

SK - 3

June 23, 2021 at 12:31 PM

Mod\_468226-VZW\_MT\_LO\_H.r3d

### Basic Load Cases

	BLC Description	Category	X Gravi...	Y Gravi...	Z Gravity	Joint	Point	Distrib...	Area(M...	Surfac...
1	Antenna D	None					126			
2	Antenna Di	None					126			
3	Antenna Wo (0 Deg)	None					126			
4	Antenna Wo (30 Deg)	None					126			
5	Antenna Wo (60 Deg)	None					126			
6	Antenna Wo (90 Deg)	None					126			
7	Antenna Wo (120 Deg)	None					126			
8	Antenna Wo (150 Deg)	None					126			
9	Antenna Wo (180 Deg)	None					126			
10	Antenna Wo (210 Deg)	None					126			
11	Antenna Wo (240 Deg)	None					126			
12	Antenna Wo (270 Deg)	None					126			
13	Antenna Wo (300 Deg)	None					126			
14	Antenna Wo (330 Deg)	None					126			
15	Antenna Wi (0 Deg)	None					126			
16	Antenna Wi (30 Deg)	None					126			
17	Antenna Wi (60 Deg)	None					126			
18	Antenna Wi (90 Deg)	None					126			
19	Antenna Wi (120 Deg)	None					126			
20	Antenna Wi (150 Deg)	None					126			
21	Antenna Wi (180 Deg)	None					126			
22	Antenna Wi (210 Deg)	None					126			
23	Antenna Wi (240 Deg)	None					126			
24	Antenna Wi (270 Deg)	None					126			
25	Antenna Wi (300 Deg)	None					126			
26	Antenna Wi (330 Deg)	None					126			
27	Antenna Wm (0 Deg)	None					126			
28	Antenna Wm (30 Deg)	None					126			
29	Antenna Wm (60 Deg)	None					126			
30	Antenna Wm (90 Deg)	None					126			
31	Antenna Wm (120 Deg)	None					126			
32	Antenna Wm (150 Deg)	None					126			
33	Antenna Wm (180 Deg)	None					126			
34	Antenna Wm (210 Deg)	None					126			
35	Antenna Wm (240 Deg)	None					126			
36	Antenna Wm (270 Deg)	None					126			
37	Antenna Wm (300 Deg)	None					126			
38	Antenna Wm (330 Deg)	None					126			
39	Structure D	None		-1					3	
40	Structure Di	None						61	3	
41	Structure Wo (0 Deg)	None						122		
42	Structure Wo (30 Deg)	None						122		
43	Structure Wo (60 Deg)	None						122		
44	Structure Wo (90 Deg)	None						122		
45	Structure Wo (120 Deg)	None						122		
46	Structure Wo (150 Deg)	None						122		
47	Structure Wo (180 Deg)	None						122		
48	Structure Wo (210 Deg)	None						122		
49	Structure Wo (240 Deg)	None						122		
50	Structure Wo (270 Deg)	None						122		
51	Structure Wo (300 Deg)	None						122		
52	Structure Wo (330 Deg)	None						122		
53	Structure Wi (0 Deg)	None						122		
54	Structure Wi (30 Deg)	None						122		
55	Structure Wi (60 Deg)	None						122		
56	Structure Wi (90 Deg)	None						122		

### Basic Load Cases (Continued)

BLC Description	Category	X Gravi...	Y Gravi...	Z Gravity	Joint	Point	Distrib...	Area(M...	Surfac...
57 Structure Wi (120 Deg)	None						122		
58 Structure Wi (150 Deg)	None						122		
59 Structure Wi (180 Deg)	None						122		
60 Structure Wi (210 Deg)	None						122		
61 Structure Wi (240 Deg)	None						122		
62 Structure Wi (270 Deg)	None						122		
63 Structure Wi (300 Deg)	None						122		
64 Structure Wi (330 Deg)	None						122		
65 Structure Wm (0 Deg)	None						122		
66 Structure Wm (30 Deg)	None						122		
67 Structure Wm (60 Deg)	None						122		
68 Structure Wm (90 Deg)	None						122		
69 Structure Wm (120 Deg)	None						122		
70 Structure Wm (150 Deg)	None						122		
71 Structure Wm (180 Deg)	None						122		
72 Structure Wm (210 Deg)	None						122		
73 Structure Wm (240 Deg)	None						122		
74 Structure Wm (270 Deg)	None						122		
75 Structure Wm (300 Deg)	None						122		
76 Structure Wm (330 Deg)	None						122		
77 Lm1	None					1			
78 Lm2	None					1			
79 Lv1	None					1			
80 Lv2	None					1			
81 BLC 39 Transient Area Loads	None						30		
82 BLC 40 Transient Area Loads	None						30		

### Load Combinations

Description	S...	PDelta	S...	B...	Fa...	BLC	Fa...	BLC	Fa...	B...	Fa...	B...	Fa...	B...	Fa...	B...	Fa...	B...	Fa...	B...	Fa...	B...	Fa...
1 1.2D+1.0Wo (0 Deg)	Yes	Y		1	1.2	39	1.2	3	1	41	1												
2 1.2D+1.0Wo (30 Deg)	Yes	Y		1	1.2	39	1.2	4	1	42	1												
3 1.2D+1.0Wo (60 Deg)	Yes	Y		1	1.2	39	1.2	5	1	43	1												
4 1.2D+1.0Wo (90 Deg)	Yes	Y		1	1.2	39	1.2	6	1	44	1												
5 1.2D+1.0Wo (120 D...	Yes	Y		1	1.2	39	1.2	7	1	45	1												
6 1.2D+1.0Wo (150 D...	Yes	Y		1	1.2	39	1.2	8	1	46	1												
7 1.2D+1.0Wo (180 D...	Yes	Y		1	1.2	39	1.2	9	1	47	1												
8 1.2D+1.0Wo (210 D...	Yes	Y		1	1.2	39	1.2	10	1	48	1												
9 1.2D+1.0Wo (240 D...	Yes	Y		1	1.2	39	1.2	11	1	49	1												
10 1.2D+1.0Wo (270 D...	Yes	Y		1	1.2	39	1.2	12	1	50	1												
11 1.2D+1.0Wo (300 D...	Yes	Y		1	1.2	39	1.2	13	1	51	1												
12 1.2D+1.0Wo (330 D...	Yes	Y		1	1.2	39	1.2	14	1	52	1												
13 1.2D + 1.0Di + 1.0Wi...	Yes	Y		1	1.2	39	1.2	2	1	40	1	15	1	53	1								
14 1.2D + 1.0Di + 1.0Wi...	Yes	Y		1	1.2	39	1.2	2	1	40	1	16	1	54	1								
15 1.2D + 1.0Di + 1.0Wi...	Yes	Y		1	1.2	39	1.2	2	1	40	1	17	1	55	1								
16 1.2D + 1.0Di + 1.0Wi...	Yes	Y		1	1.2	39	1.2	2	1	40	1	18	1	56	1								
17 1.2D + 1.0Di + 1.0Wi...	Yes	Y		1	1.2	39	1.2	2	1	40	1	19	1	57	1								
18 1.2D + 1.0Di + 1.0Wi...	Yes	Y		1	1.2	39	1.2	2	1	40	1	20	1	58	1								
19 1.2D + 1.0Di + 1.0Wi...	Yes	Y		1	1.2	39	1.2	2	1	40	1	21	1	59	1								
20 1.2D + 1.0Di + 1.0Wi...	Yes	Y		1	1.2	39	1.2	2	1	40	1	22	1	60	1								
21 1.2D + 1.0Di + 1.0Wi...	Yes	Y		1	1.2	39	1.2	2	1	40	1	23	1	61	1								
22 1.2D + 1.0Di + 1.0Wi...	Yes	Y		1	1.2	39	1.2	2	1	40	1	24	1	62	1								
23 1.2D + 1.0Di + 1.0Wi...	Yes	Y		1	1.2	39	1.2	2	1	40	1	25	1	63	1								
24 1.2D + 1.0Di + 1.0Wi...	Yes	Y		1	1.2	39	1.2	2	1	40	1	26	1	64	1								
25 1.2D + 1.5Lm1 + 1.0...	Yes	Y		1	1.2	39	1.2	77	1.5	27	1	65	1										
26 1.2D + 1.5Lm1 + 1.0...	Yes	Y		1	1.2	39	1.2	77	1.5	28	1	66	1										

**Load Combinations (Continued)**

Description	S...	PDelta	S...	B...	Fa...	BLC	Fa...	BLC	Fa...	B...	Fa...	B...	Fa...	B...	Fa...	B...	Fa...	B...	Fa...	B...	Fa...
27	1.2D + 1.5Lm1 + 1.0...	Yes	Y		1	1.2	39	1.2	77	1.5	29	1	67	1							
28	1.2D + 1.5Lm1 + 1.0...	Yes	Y		1	1.2	39	1.2	77	1.5	30	1	68	1							
29	1.2D + 1.5Lm1 + 1.0...	Yes	Y		1	1.2	39	1.2	77	1.5	31	1	69	1							
30	1.2D + 1.5Lm1 + 1.0...	Yes	Y		1	1.2	39	1.2	77	1.5	32	1	70	1							
31	1.2D + 1.5Lm1 + 1.0...	Yes	Y		1	1.2	39	1.2	77	1.5	33	1	71	1							
32	1.2D + 1.5Lm1 + 1.0...	Yes	Y		1	1.2	39	1.2	77	1.5	34	1	72	1							
33	1.2D + 1.5Lm1 + 1.0...	Yes	Y		1	1.2	39	1.2	77	1.5	35	1	73	1							
34	1.2D + 1.5Lm1 + 1.0...	Yes	Y		1	1.2	39	1.2	77	1.5	36	1	74	1							
35	1.2D + 1.5Lm1 + 1.0...	Yes	Y		1	1.2	39	1.2	77	1.5	37	1	75	1							
36	1.2D + 1.5Lm1 + 1.0...	Yes	Y		1	1.2	39	1.2	77	1.5	38	1	76	1							
37	1.2D + 1.5Lm2 + 1.0...	Yes	Y		1	1.2	39	1.2	78	1.5	27	1	65	1							
38	1.2D + 1.5Lm2 + 1.0...	Yes	Y		1	1.2	39	1.2	78	1.5	28	1	66	1							
39	1.2D + 1.5Lm2 + 1.0...	Yes	Y		1	1.2	39	1.2	78	1.5	29	1	67	1							
40	1.2D + 1.5Lm2 + 1.0...	Yes	Y		1	1.2	39	1.2	78	1.5	30	1	68	1							
41	1.2D + 1.5Lm2 + 1.0...	Yes	Y		1	1.2	39	1.2	78	1.5	31	1	69	1							
42	1.2D + 1.5Lm2 + 1.0...	Yes	Y		1	1.2	39	1.2	78	1.5	32	1	70	1							
43	1.2D + 1.5Lm2 + 1.0...	Yes	Y		1	1.2	39	1.2	78	1.5	33	1	71	1							
44	1.2D + 1.5Lm2 + 1.0...	Yes	Y		1	1.2	39	1.2	78	1.5	34	1	72	1							
45	1.2D + 1.5Lm2 + 1.0...	Yes	Y		1	1.2	39	1.2	78	1.5	35	1	73	1							
46	1.2D + 1.5Lm2 + 1.0...	Yes	Y		1	1.2	39	1.2	78	1.5	36	1	74	1							
47	1.2D + 1.5Lm2 + 1.0...	Yes	Y		1	1.2	39	1.2	78	1.5	37	1	75	1							
48	1.2D + 1.5Lm2 + 1.0...	Yes	Y		1	1.2	39	1.2	78	1.5	38	1	76	1							
49	1.2D + 1.5Lv1	Yes	Y		1	1.2	39	1.2	79	1.5											
50	1.2D + 1.5Lv2	Yes	Y		1	1.2	39	1.2	80	1.5											
51	1.4D	Yes	Y		1	1.4	39	1.4													
52	Seismic Mass		Y		1	1	39	1													
53	1.2D + 1.0Ev + 1.0E...		Y		1	1.2	39	1.2	SX		SY	1	SZ	-1							
54	1.2D + 1.0Ev + 1.0E...		Y		1	1.2	39	1.2	SX	.5	SY	1	SZ	-8...							
55	1.2D + 1.0Ev + 1.0E...		Y		1	1.2	39	1.2	SX	.866	SY	1	SZ	-5							
56	1.2D + 1.0Ev + 1.0E...		Y		1	1.2	39	1.2	SX	1	SY	1	SZ								
57	1.2D + 1.0Ev + 1.0E...		Y		1	1.2	39	1.2	SX	.866	SY	1	SZ	.5							
58	1.2D + 1.0Ev + 1.0E...		Y		1	1.2	39	1.2	SX	.5	SY	1	SZ	.866							
59	1.2D + 1.0Ev + 1.0E...		Y		1	1.2	39	1.2	SX		SY	1	SZ	1							
60	1.2D + 1.0Ev + 1.0E...		Y		1	1.2	39	1.2	SX	-.5	SY	1	SZ	.866							
61	1.2D + 1.0Ev + 1.0E...		Y		1	1.2	39	1.2	SX	-8...	SY	1	SZ	.5							
62	1.2D + 1.0Ev + 1.0E...		Y		1	1.2	39	1.2	SX	-1	SY	1	SZ								
63	1.2D + 1.0Ev + 1.0E...		Y		1	1.2	39	1.2	SX	-8...	SY	1	SZ	-5							
64	1.2D + 1.0Ev + 1.0E...		Y		1	1.2	39	1.2	SX	-.5	SY	1	SZ	-8...							

**Joint Coordinates and Temperatures**

Label	X [in]	Y [in]	Z [in]	Temp [F]	Detach From Diaphragm
1	N1	75	0	45.726279	0
2	N2	-75	0	45.726279	0
3	N3	0	0	-17.25	0
4	N5	-30.5	0	-32.5	0
5	N6	27.78125	2.	-32.5	0
6	N7	-27.78125	2.	-32.5	0
7	N24	0	0	-32.5	0
8	N27	0	0	-76.75	0
9	CP	0	0	0	0
10	N29	27.78125	0	-32.5	0
11	N30	-27.78125	0	-32.5	0
12	N101	30.5	0	-32.5	0
13	N102	-2.	0	-32.5	0
14	N103A	2.	0	-32.5	0



Company :  
 Designer :  
 Job Number :  
 Model Name :

June 23, 2021  
 12:31 PM  
 Checked By: \_\_\_\_\_

**Joint Coordinates and Temperatures (Continued)**

	Label	X [in]	Y [in]	Z [in]	Temp [F]	Detach From Diaphragm
15	N104A	-30.5	0	-35.125	0	
16	N105	30.5	0	-35.125	0	
17	N131	29.5	0	-36.857051	0	
18	N135	6.859375	0	-75.586278	0	
19	N144	-29.5	0	-36.857051	0	
20	N148	-6.859375	0	-75.586278	0	
21	N86A	31.015548	0	-37.732053	0	
22	N86B	-31.015548	0	-37.732053	0	
23	N86C	-6.1875	0	-76.75	0	
24	N87A	6.1875	0	-76.75	0	
25	N86D	8.585144	0	-76.582652	0	
26	N86E	-8.585144	0	-76.582652	0	
27	N88A	0	0	-75.75	0	
28	N87C	2.810851	2.	-75.75	0	
29	N86G	2.810851	0	-75.75	0	
30	N87B	-2.810851	2.	-75.75	0	
31	N88C	-2.810851	0	-75.75	0	
32	N88B	-12.895826	0	42.663775	0	
33	N89	-42.036451	2.	-7.809268	0	
34	N90	-14.255201	2.	40.309268	0	
35	N91	-28.145826	0	16.25	0	
36	N92	-66.46745	0	38.375	0	
37	N93	-42.036451	0	-7.809268	0	
38	N94	-14.255201	0	40.309268	0	
39	N95	-43.395826	0	-10.163775	0	
40	N96	-27.145826	0	17.982051	0	
41	N97	-29.145826	0	14.517949	0	
42	N98	-15.169142	0	43.976275	0	
43	N99	-45.669142	0	-8.851275	0	
44	N100	-46.669142	0	-7.119224	0	
45	N101A	-68.889325	0	31.852746	0	
46	N102A	-17.169142	0	43.976275	0	
47	N103	-62.02995	0	43.733532	0	
48	N104	-48.18469	0	-7.994226	0	
49	N105A	-17.169142	0	45.726279	0	
50	N106	-63.3737	0	43.733532	0	
51	N107	-69.5612	0	33.016468	0	
52	N108	-70.615094	0	30.856373	0	
53	N109	-62.02995	0	45.726279	0	
54	N110	-65.601424	0	37.875	0	
55	N111	-67.00685	2.	35.440732	0	
56	N112	-67.00685	0	35.440732	0	
57	N113	-64.195999	2.	40.309268	0	
58	N114	-64.195999	0	40.309268	0	
59	N116	43.395826	0	-10.163775	0	
60	N117	14.255201	2.	40.309268	0	
61	N118	42.036451	2.	-7.809268	0	
62	N119	28.145826	0	16.25	0	
63	N120	66.46745	0	38.375	0	
64	N121	14.255201	0	40.309268	0	
65	N122	42.036451	0	-7.809268	0	
66	N123	12.895826	0	42.663775	0	
67	N124	29.145826	0	14.517949	0	
68	N125	27.145826	0	17.982051	0	
69	N126	45.669142	0	-8.851275	0	
70	N127	15.169142	0	43.976275	0	
71	N128	17.169142	0	43.976275	0	



Company :  
 Designer :  
 Job Number :  
 Model Name :

June 23, 2021  
 12:31 PM  
 Checked By: \_\_\_\_\_

**Joint Coordinates and Temperatures (Continued)**

	Label	X [in]	Y [in]	Z [in]	Temp [F]	Detach From Diaphragm
72	N129	62.02995	0	43.733532	0	
73	N130	46.669142	0	-7.119224	0	
74	N131A	68.889325	0	31.852746	0	
75	N132	17.169142	0	45.726279	0	
76	N133	48.18469	0	-7.994226	0	
77	N134	69.5612	0	33.016468	0	
78	N135A	63.3737	0	43.733532	0	
79	N136	62.02995	0	45.726279	0	
80	N137	70.615094	0	30.856373	0	
81	N138	65.601424	0	37.875	0	
82	N139	64.195999	2.	40.309268	0	
83	N140	64.195999	0	40.309268	0	
84	N141	67.00685	2.	35.440732	0	
85	N142	67.00685	0	35.440732	0	
86	N104B	2.100119	0	-87.815045	0	
87	N105B	77.100119	0	42.088766	0	
88	N124A	-77.100119	0	42.088766	0	
89	N125A	-2.100119	0	-87.815045	0	
90	N142B	-14.938938	0	8.625	0	
91	N145	14.938938	0	8.625	0	
92	N92A	71.	0	45.726279	0	
93	N93A	35.5	0	45.726279	0	
94	N94A	0.5	0	45.726279	0	
95	N95A	-49.5	0	45.726279	0	
96	N96A	-71.	0	45.726279	0	
97	N97A	71.	0	48.726279	0	
98	N98A	35.5	0	48.726279	0	
99	N99A	0.5	0	48.726279	0	
100	N100A	-49.5	0	48.726279	0	
101	N101B	-71.	0	48.726279	0	
102	N102B	71.	62.75	48.726279	0	
103	N103B	0.5	62.75	48.726279	0	
104	N104C	-49.5	62.75	48.726279	0	
105	N105C	-71.	62.75	48.726279	0	
106	N106A	71.	-21.25	48.726279	0	
107	N107A	0.5	-21.25	48.726279	0	
108	N108A	-49.5	-21.25	48.726279	0	
109	N109A	-71.	-21.25	48.726279	0	
110	N110A	35.5	73.75	48.726279	0	
111	N111A	35.5	-24.25	48.726279	0	
112	N113A	4.100119	0	-84.350943	0	
113	N114A	21.850119	0	-53.607041	0	
114	N115	39.350119	0	-23.296152	0	
115	N116A	64.350119	0	20.005118	0	
116	N117A	75.100119	0	38.624664	0	
117	N118A	6.698195	0	-85.850943	0	
118	N119A	24.448195	0	-55.107041	0	
119	N120A	41.948195	0	-24.796152	0	
120	N121A	66.948195	0	18.505118	0	
121	N122A	77.698195	0	37.124664	0	
122	N123A	6.698195	62.75	-85.850943	0	
123	N124B	41.948195	62.75	-24.796152	0	
124	N125B	66.948195	62.75	18.505118	0	
125	N126A	77.698195	62.75	37.124664	0	
126	N127A	6.698195	-21.25	-85.850943	0	
127	N128A	41.948195	-21.25	-24.796152	0	
128	N129A	66.948195	-21.25	18.505118	0	



Company :  
 Designer :  
 Job Number :  
 Model Name :

June 23, 2021  
 12:31 PM  
 Checked By: \_\_\_\_\_

**Joint Coordinates and Temperatures (Continued)**

	Label	X [in]	Y [in]	Z [in]	Temp [F]	Detach From Diaphragm
129	N130A	77.698195	-21.25	37.124664	0	
130	N131B	24.448195	73.75	-55.107041	0	
131	N132A	24.448195	-24.25	-55.107041	0	
132	N134A	-75.100119	0	38.624664	0	
133	N135B	-57.350119	0	7.880762	0	
134	N136A	-39.850119	0	-22.430127	0	
135	N137A	-14.850119	0	-65.731397	0	
136	N138A	-4.100119	0	-84.350943	0	
137	N139A	-77.698195	0	37.124664	0	
138	N140A	-59.948195	0	6.380762	0	
139	N141A	-42.448195	0	-23.930127	0	
140	N142A	-17.448195	0	-67.231397	0	
141	N143	-6.698195	0	-85.850943	0	
142	N144A	-77.698195	62.75	37.124664	0	
143	N145A	-42.448195	62.75	-23.930127	0	
144	N146	-17.448195	62.75	-67.231397	0	
145	N147	-6.698195	62.75	-85.850943	0	
146	N148A	-77.698195	-21.25	37.124664	0	
147	N149	-42.448195	-21.25	-23.930127	0	
148	N150	-17.448195	-21.25	-67.231397	0	
149	N151	-6.698195	-21.25	-85.850943	0	
150	N152	-59.948195	73.75	6.380762	0	
151	N153	-59.948195	-24.25	6.380762	0	
152	N158	0	0	-26.5	0	
153	N159	3	0	-26.5	0	
154	N160	3	-6	-26.5	0	
155	N161	3	42	-26.5	0	
156	N156	75	42	45.726279	0	
157	N157	-75	42	45.726279	0	
158	N158A	2.100119	42	-87.815045	0	
159	N159A	77.100119	42	42.088766	0	
160	N160A	-77.100119	42	42.088766	0	
161	N161A	-2.100119	42	-87.815045	0	
162	N162	71.	42	45.726279	0	
163	N163	35.5	42	45.726279	0	
164	N164	0.5	42	45.726279	0	
165	N165	-49.5	42	45.726279	0	
166	N166	-71.	42	45.726279	0	
167	N167	71.	42	48.726279	0	
168	N168	35.5	42	48.726279	0	
169	N169	0.5	42	48.726279	0	
170	N170	-49.5	42	48.726279	0	
171	N171	-71.	42	48.726279	0	
172	N172	4.100119	42	-84.350943	0	
173	N173	21.850119	42	-53.607041	0	
174	N174	39.350119	42	-23.296152	0	
175	N175	64.350119	42	20.005118	0	
176	N176	75.100119	42	38.624664	0	
177	N177	6.698195	42	-85.850943	0	
178	N178	24.448195	42	-55.107041	0	
179	N179	41.948195	42	-24.796152	0	
180	N180	66.948195	42	18.505118	0	
181	N181	77.698195	42	37.124664	0	
182	N182	-75.100119	42	38.624664	0	
183	N183	-57.350119	42	7.880762	0	
184	N184	-39.850119	42	-22.430127	0	
185	N185	-14.850119	42	-65.731397	0	



### Joint Coordinates and Temperatures (Continued)

	Label	X [in]	Y [in]	Z [in]	Temp [F]	Detach From Diaphragm
186	N186	-4.100119	42	-84.350943	0	
187	N187	-77.698195	42	37.124664	0	
188	N188	-59.948195	42	6.380762	0	
189	N189	-42.448195	42	-23.930127	0	
190	N190	-17.448195	42	-67.231397	0	
191	N191	-6.698195	42	-85.850943	0	
192	N192	-60	42	45.726279	0	
193	N193	-60	42	43.726279	0	
194	N194	60	42	45.726279	0	
195	N195	60	42	43.726279	0	
196	N196	69.600119	42	29.098385	0	
197	N197	67.868068	42	30.098385	0	
198	N198	9.600119	42	-74.824664	0	
199	N199	7.868068	42	-73.824664	0	
200	N200	-9.600119	42	-74.824664	0	
201	N201	-7.868068	42	-73.824664	0	
202	N202	-69.600119	42	29.098385	0	
203	N203	-67.868068	42	30.098385	0	

### Hot Rolled Steel Section Sets

	Label	Shape	Type	Design List	Material	Design ...	A [in2]	Iyy [in4]	Izz [in4]	J [in4]
1	Face Horizontal	PIPE 3.0	Beam	Pipe	A53 Gr.B	Typical	2.07	2.85	2.85	5.69
2	Standoff Horizontal	HSS4X4X4	Beam	SquareTube	A500 Gr.B ...	Typical	3.37	7.8	7.8	12.8
3	Corner Plate	PL1/2x6	Beam	BAR	A36 Gr.36	Typical	3	.063	9	.237
4	Platform Crossmember	HSS4X4X4	Beam	SquareTube	A500 Gr.B ...	Typical	3.37	7.8	7.8	12.8
5	Grating Support	L2x2x3	Beam	Single Angle	A36 Gr.36	Typical	.722	.271	.271	.009
6	Mount Pipe	PIPE 2.0	Column	Pipe	A53 Gr.B	Typical	1.02	.627	.627	1.25
7	Cross Arm Plate	PL3/8x6	Column	RECT	A36 Gr.36	Typical	2.25	.026	6.75	.101
8	Dual Mount Pipe	PIPE 2.5	Column	Pipe	A53 Gr.B	Typical	1.61	1.45	1.45	2.89
9	Support Rail	PIPE 2.5	Beam	Pipe	A53 Gr.B	Typical	1.61	1.45	1.45	2.89
10	Support Rail Corner	L3X3X4	Beam	Single Angle	A36 Gr.36	Typical	1.44	1.23	1.23	.031

### Hot Rolled Steel Properties

	Label	E [ksi]	G [ksi]	Nu	Therm (/...Density[k/ft...)	Yield[ksi]	Ry	Fu[ksi]	Rt	
1	A992	29000	11154	.3	.65	.49	50	1.1	65	1.1
2	A36 Gr.36	29000	11154	.3	.65	.49	36	1.5	58	1.2
3	A572 Gr.50	29000	11154	.3	.65	.49	50	1.1	65	1.1
4	A500 Gr.B RND	29000	11154	.3	.65	.527	42	1.4	58	1.3
5	A500 Gr.B Rect	29000	11154	.3	.65	.527	46	1.4	58	1.3
6	A53 Gr.B	29000	11154	.3	.65	.49	35	1.6	60	1.2
7	A1085	29000	11154	.3	.65	.49	50	1.4	65	1.3
8	Q235	29000	11154	.3	.65	.49	35	1.5	58	1.2

### Member Primary Data

	Label	I Joint	J Joint	K Joint	Rotate(de...)	Section/Shape	Type	Design List	Material	Design Rules
1	M1	N1	N2			Face Horizontal	Beam	Pipe	A53 Gr.B	Typical
2	M4	N3	N27			Standoff Horizontal	Beam	SquareTube	A500 Gr....	Typical
3	M10	N101	N103A			Platform Crossmember	Beam	SquareTube	A500 Gr....	Typical
4	M43	N102	N5			Platform Crossmember	Beam	SquareTube	A500 Gr....	Typical
5	M46	N86C	N87A			Corner Plate	Beam	BAR	A36 Gr.36	Typical
6	M35A	N7	N30			RIGID	None	None	RIGID	Typical
7	M36A	N6	N29			RIGID	None	None	RIGID	Typical

**Member Primary Data (Continued)**

	Label	I Joint	J Joint	K Joint	Rotate(de...	Section/Shape	Type	Design List	Material	Design Rules
8	M51B	N87C	N6			Grating Support	Beam	Single Angle	A36 Gr.36	Typical
9	M52B	N7	N87B			Grating Support	Beam	Single Angle	A36 Gr.36	Typical
10	M52	N87B	N88C			RIGID	None	None	RIGID	Typical
11	M58	N102	N24			RIGID	None	None	RIGID	Typical
12	M59	N24	N103A			RIGID	None	None	RIGID	Typical
13	M76	N101	N105			Cross Arm Plate	Column	RECT	A36 Gr.36	Typical
14	M77	N105	N131			Cross Arm Plate	Column	RECT	A36 Gr.36	Typical
15	M79	N131	N86A			RIGID	None	None	RIGID	Typical
16	M80	N87A	N135			Corner Plate	Beam	BAR	A36 Gr.36	Typical
17	M83	N135	N86D			RIGID	None	None	RIGID	Typical
18	M84	N5	N104A			Cross Arm Plate	Column	RECT	A36 Gr.36	Typical
19	M85	N104A	N144			Cross Arm Plate	Column	RECT	A36 Gr.36	Typical
20	M88	N144	N86B			RIGID	None	None	RIGID	Typical
21	M91	N86C	N148			Corner Plate	Beam	BAR	A36 Gr.36	Typical
22	M92	N148	N86E			RIGID	None	None	RIGID	Typical
23	M50	N88C	N88A			RIGID	None	None	RIGID	Typical
24	M51	N88A	N86G			RIGID	None	None	RIGID	Typical
25	M51A	N87C	N86G			RIGID	None	None	RIGID	Typical
26	M53	N95	N97			Platform Crossmember	Beam	SquareTube	A500 Gr....	Typical
27	M54	N96	N88B			Platform Crossmember	Beam	SquareTube	A500 Gr....	Typical
28	M55	N106	N107			Corner Plate	Beam	BAR	A36 Gr.36	Typical
29	M56	N90	N94			RIGID	None	None	RIGID	Typical
30	M57	N89	N93			RIGID	None	None	RIGID	Typical
31	M58A	N111	N89			Grating Support	Beam	Single Angle	A36 Gr.36	Typical
32	M59A	N90	N113			Grating Support	Beam	Single Angle	A36 Gr.36	Typical
33	M60	N113	N114			RIGID	None	None	RIGID	Typical
34	M61	N96	N91			RIGID	None	None	RIGID	Typical
35	M62	N91	N97			RIGID	None	None	RIGID	Typical
36	M63	N95	N99			Cross Arm Plate	Column	RECT	A36 Gr.36	Typical
37	M64	N99	N100			Cross Arm Plate	Column	RECT	A36 Gr.36	Typical
38	M65	N100	N104			RIGID	None	None	RIGID	Typical
39	M66	N107	N101A			Corner Plate	Beam	BAR	A36 Gr.36	Typical
40	M67	N101A	N108			RIGID	None	None	RIGID	Typical
41	M68	N88B	N98			Cross Arm Plate	Column	RECT	A36 Gr.36	Typical
42	M69	N98	N102A			Cross Arm Plate	Column	RECT	A36 Gr.36	Typical
43	M70	N102A	N105A			RIGID	None	None	RIGID	Typical
44	M71	N106	N103			Corner Plate	Beam	BAR	A36 Gr.36	Typical
45	M72	N103	N109			RIGID	None	None	RIGID	Typical
46	M73	N114	N110			RIGID	None	None	RIGID	Typical
47	M74	N110	N112			RIGID	None	None	RIGID	Typical
48	M75	N111	N112			RIGID	None	None	RIGID	Typical
49	M77A	N123	N125			Platform Crossmember	Beam	SquareTube	A500 Gr....	Typical
50	M78	N124	N116			Platform Crossmember	Beam	SquareTube	A500 Gr....	Typical
51	M79A	N134	N135A			Corner Plate	Beam	BAR	A36 Gr.36	Typical
52	M80A	N118	N122			RIGID	None	None	RIGID	Typical
53	M81	N117	N121			RIGID	None	None	RIGID	Typical
54	M82	N139	N117			Grating Support	Beam	Single Angle	A36 Gr.36	Typical
55	M83A	N118	N141			Grating Support	Beam	Single Angle	A36 Gr.36	Typical
56	M84A	N141	N142			RIGID	None	None	RIGID	Typical
57	M85A	N124	N119			RIGID	None	None	RIGID	Typical
58	M86	N119	N125			RIGID	None	None	RIGID	Typical
59	M87	N123	N127			Cross Arm Plate	Column	RECT	A36 Gr.36	Typical
60	M88A	N127	N128			Cross Arm Plate	Column	RECT	A36 Gr.36	Typical
61	M89	N128	N132			RIGID	None	None	RIGID	Typical
62	M90	N135A	N129			Corner Plate	Beam	BAR	A36 Gr.36	Typical
63	M91A	N129	N136			RIGID	None	None	RIGID	Typical
64	M92A	N116	N126			Cross Arm Plate	Column	RECT	A36 Gr.36	Typical



Company :  
 Designer :  
 Job Number :  
 Model Name :

June 23, 2021  
 12:31 PM  
 Checked By: \_\_\_\_\_

**Member Primary Data (Continued)**

	Label	I Joint	J Joint	K Joint	Rotate(de...	Section/Shape	Type	Design List	Material	Design Rules
65	M93	N126	N130			Cross Arm Plate	Column	RECT	A36 Gr.36	Typical
66	M94	N130	N133			RIGID	None	None	RIGID	Typical
67	M95	N134	N131A			Corner Plate	Beam	BAR	A36 Gr.36	Typical
68	M96	N131A	N137			RIGID	None	None	RIGID	Typical
69	M97	N142	N138			RIGID	None	None	RIGID	Typical
70	M98	N138	N140			RIGID	None	None	RIGID	Typical
71	M99	N139	N140			RIGID	None	None	RIGID	Typical
72	M82A	N104B	N105B			Face Horizontal	Beam	Pipe	A53 Gr.B	Typical
73	M91B	N124A	N125A			Face Horizontal	Beam	Pipe	A53 Gr.B	Typical
74	M98A	N142B	N92			Standoff Horizontal	Beam	SquareTube	A500 Gr....	Typical
75	M99A	N145	N120			Standoff Horizontal	Beam	SquareTube	A500 Gr....	Typical
76	M76A	N101B	N96A			RIGID	None	None	RIGID	Typical
77	M77B	N100A	N95A			RIGID	None	None	RIGID	Typical
78	M78A	N99A	N94A			RIGID	None	None	RIGID	Typical
79	M79B	N98A	N93A			RIGID	None	None	RIGID	Typical
80	M80B	N97A	N92A			RIGID	None	None	RIGID	Typical
81	MP5A	N105C	N109A			Mount Pipe	Column	Pipe	A53 Gr.B	Typical
82	MP4A	N104C	N108A			Mount Pipe	Column	Pipe	A53 Gr.B	Typical
83	MP3A	N103B	N107A			Mount Pipe	Column	Pipe	A53 Gr.B	Typical
84	MP1A	N102B	N106A			Mount Pipe	Column	Pipe	A53 Gr.B	Typical
85	MP2A	N110A	N111A			Dual Mount Pipe	Column	Pipe	A53 Gr.B	Typical
86	M86A	N122A	N117A			RIGID	None	None	RIGID	Typical
87	M87A	N121A	N116A			RIGID	None	None	RIGID	Typical
88	M88B	N120A	N115			RIGID	None	None	RIGID	Typical
89	M89A	N119A	N114A			RIGID	None	None	RIGID	Typical
90	M90A	N118A	N113A			RIGID	None	None	RIGID	Typical
91	MP5C	N126A	N130A			Mount Pipe	Column	Pipe	A53 Gr.B	Typical
92	MP4C	N125B	N129A			Mount Pipe	Column	Pipe	A53 Gr.B	Typical
93	MP3C	N124B	N128A			Mount Pipe	Column	Pipe	A53 Gr.B	Typical
94	MP1C	N123A	N127A			Mount Pipe	Column	Pipe	A53 Gr.B	Typical
95	MP2C	N131B	N132A			Dual Mount Pipe	Column	Pipe	A53 Gr.B	Typical
96	M96A	N143	N138A			RIGID	None	None	RIGID	Typical
97	M97A	N142A	N137A			RIGID	None	None	RIGID	Typical
98	M98B	N141A	N136A			RIGID	None	None	RIGID	Typical
99	M99B	N140A	N135B			RIGID	None	None	RIGID	Typical
100	M100	N139A	N134A			RIGID	None	None	RIGID	Typical
101	MP5B	N147	N151			Mount Pipe	Column	Pipe	A53 Gr.B	Typical
102	MP4B	N146	N150			Mount Pipe	Column	Pipe	A53 Gr.B	Typical
103	MP3B	N145A	N149			Mount Pipe	Column	Pipe	A53 Gr.B	Typical
104	MP1B	N144A	N148A			Mount Pipe	Column	Pipe	A53 Gr.B	Typical
105	MP2B	N152	N153			Dual Mount Pipe	Column	Pipe	A53 Gr.B	Typical
106	OVP	N161	N160			Mount Pipe	Column	Pipe	A53 Gr.B	Typical
107	M107	N158	N159			RIGID	None	None	RIGID	Typical
108	M108	N156	N157			Support Rail	Beam	Pipe	A53 Gr.B	Typical
109	M109	N158A	N159A			Support Rail	Beam	Pipe	A53 Gr.B	Typical
110	M110	N160A	N161A			Support Rail	Beam	Pipe	A53 Gr.B	Typical
111	M111	N171	N166			RIGID	None	None	RIGID	Typical
112	M112	N170	N165			RIGID	None	None	RIGID	Typical
113	M113	N169	N164			RIGID	None	None	RIGID	Typical
114	M114	N168	N163			RIGID	None	None	RIGID	Typical
115	M115	N167	N162			RIGID	None	None	RIGID	Typical
116	M116	N181	N176			RIGID	None	None	RIGID	Typical
117	M117	N180	N175			RIGID	None	None	RIGID	Typical
118	M118	N179	N174			RIGID	None	None	RIGID	Typical
119	M119	N178	N173			RIGID	None	None	RIGID	Typical
120	M120	N177	N172			RIGID	None	None	RIGID	Typical
121	M121	N191	N186			RIGID	None	None	RIGID	Typical

**Member Primary Data (Continued)**

	Label	I Joint	J Joint	K Joint	Rotate(de...	Section/Shape	Type	Design List	Material	Design Rules
122	M122	N190	N185			RIGID	None	None	RIGID	Typical
123	M123	N189	N184			RIGID	None	None	RIGID	Typical
124	M124	N188	N183			RIGID	None	None	RIGID	Typical
125	M125	N187	N182			RIGID	None	None	RIGID	Typical
126	M126	N192	N193			RIGID	None	None	RIGID	Typical
127	M127	N194	N195			RIGID	None	None	RIGID	Typical
128	M128	N196	N197			RIGID	None	None	RIGID	Typical
129	M129	N198	N199			RIGID	None	None	RIGID	Typical
130	M130	N200	N201			RIGID	None	None	RIGID	Typical
131	M131	N202	N203			RIGID	None	None	RIGID	Typical
132	M132	N193	N203		90	Support Rail Corner	Beam	Single Angle	A36 Gr.36	Typical
133	M133	N201	N199		90	Support Rail Corner	Beam	Single Angle	A36 Gr.36	Typical
134	M134	N197	N195		90	Support Rail Corner	Beam	Single Angle	A36 Gr.36	Typical

**Member Advanced Data**

	Label	I Release	J Release	I Offset[in]	J Offset[in]	T/C Only	Physical	Defl Rat...	Analysis ...	Inactive	Seismic...
1	M1						Yes	Default			None
2	M4						Yes				None
3	M10						Yes	Default			None
4	M43						Yes	Default			None
5	M46						Yes	Default			None
6	M35A						Yes	** NA **			None
7	M36A						Yes	** NA **			None
8	M51B	OOOOOX	OOOOOX				Yes	Default			None
9	M52B	OOOOOX	OOOOOX				Yes	Default			None
10	M52						Yes	** NA **			None
11	M58						Yes	** NA **			None
12	M59						Yes	** NA **			None
13	M76						Yes	** NA **			None
14	M77						Yes	** NA **			None
15	M79		BenPIN				Yes	** NA **			None
16	M80						Yes				None
17	M83		BenPIN				Yes	** NA **			None
18	M84						Yes	** NA **			None
19	M85						Yes	** NA **			None
20	M88		BenPIN				Yes	** NA **			None
21	M91						Yes				None
22	M92		BenPIN				Yes	** NA **			None
23	M50						Yes	** NA **			None
24	M51						Yes	** NA **			None
25	M51A						Yes	** NA **			None
26	M53						Yes	Default			None
27	M54						Yes	Default			None
28	M55						Yes	Default			None
29	M56						Yes	** NA **			None
30	M57						Yes	** NA **			None
31	M58A	OOOOOX	OOOOOX				Yes	Default			None
32	M59A	OOOOOX	OOOOOX				Yes	Default			None
33	M60						Yes	** NA **			None
34	M61						Yes	** NA **			None
35	M62						Yes	** NA **			None
36	M63						Yes	** NA **			None
37	M64						Yes	** NA **			None
38	M65		BenPIN				Yes	** NA **			None
39	M66						Yes				None

**Member Advanced Data (Continued)**

	Label	I Release	J Release	I Offset[in]	J Offset[in]	T/C Only	Physical	Defl Rat...	Analysis ...	Inactive	Seismic...
40	M67		BenPIN				Yes	** NA **			None
41	M68						Yes	** NA **			None
42	M69						Yes	** NA **			None
43	M70		BenPIN				Yes	** NA **			None
44	M71						Yes				None
45	M72		BenPIN				Yes	** NA **			None
46	M73						Yes	** NA **			None
47	M74						Yes	** NA **			None
48	M75						Yes	** NA **			None
49	M77A						Yes	Default			None
50	M78						Yes	Default			None
51	M79A						Yes	Default			None
52	M80A						Yes	** NA **			None
53	M81						Yes	** NA **			None
54	M82	OOOOOX	OOOOOX				Yes	Default			None
55	M83A	OOOOOX	OOOOOX				Yes	Default			None
56	M84A						Yes	** NA **			None
57	M85A						Yes	** NA **			None
58	M86						Yes	** NA **			None
59	M87						Yes	** NA **			None
60	M88A						Yes	** NA **			None
61	M89		BenPIN				Yes	** NA **			None
62	M90						Yes				None
63	M91A		BenPIN				Yes	** NA **			None
64	M92A						Yes	** NA **			None
65	M93						Yes	** NA **			None
66	M94		BenPIN				Yes	** NA **			None
67	M95						Yes				None
68	M96		BenPIN				Yes	** NA **			None
69	M97						Yes	** NA **			None
70	M98						Yes	** NA **			None
71	M99						Yes	** NA **			None
72	M82A						Yes	Default			None
73	M91B						Yes	Default			None
74	M98A						Yes				None
75	M99A						Yes				None
76	M76A						Yes	** NA **			None
77	M77B						Yes	** NA **			None
78	M78A						Yes	** NA **			None
79	M79B						Yes	** NA **			None
80	M80B						Yes	** NA **			None
81	MP5A						Yes	** NA **			None
82	MP4A						Yes	** NA **			None
83	MP3A						Yes	** NA **			None
84	MP1A						Yes	** NA **			None
85	MP2A						Yes	** NA **			None
86	M86A						Yes	** NA **			None
87	M87A						Yes	** NA **			None
88	M88B						Yes	** NA **			None
89	M89A						Yes	** NA **			None
90	M90A						Yes	** NA **			None
91	MP5C						Yes	** NA **			None
92	MP4C						Yes	** NA **			None
93	MP3C						Yes	** NA **			None
94	MP1C						Yes	** NA **			None
95	MP2C						Yes	** NA **			None
96	M96A						Yes	** NA **			None

**Member Advanced Data (Continued)**

	Label	I Release	J Release	I Offset[in]	J Offset[in]	T/C Only	Physical	Defl Rat..	Analysis ...	Inactive	Seismic...
97	M97A						Yes	** NA **			None
98	M98B						Yes	** NA **			None
99	M99B						Yes	** NA **			None
100	M100						Yes	** NA **			None
101	MP5B						Yes	** NA **			None
102	MP4B						Yes	** NA **			None
103	MP3B						Yes	** NA **			None
104	MP1B						Yes	** NA **			None
105	MP2B						Yes	** NA **			None
106	OVP						Yes	** NA **			None
107	M107						Yes	** NA **			None
108	M108						Yes	Default			None
109	M109						Yes	Default			None
110	M110						Yes	Default			None
111	M111						Yes	** NA **			None
112	M112						Yes	** NA **			None
113	M113						Yes	** NA **			None
114	M114						Yes	** NA **			None
115	M115						Yes	** NA **			None
116	M116						Yes	** NA **			None
117	M117						Yes	** NA **			None
118	M118						Yes	** NA **			None
119	M119						Yes	** NA **			None
120	M120						Yes	** NA **			None
121	M121						Yes	** NA **			None
122	M122						Yes	** NA **			None
123	M123						Yes	** NA **			None
124	M124						Yes	** NA **			None
125	M125						Yes	** NA **			None
126	M126	OOOOOX					Yes	** NA **			None
127	M127	OOOOOX					Yes	** NA **			None
128	M128	OOOOOX					Yes	** NA **			None
129	M129	OOOOOX					Yes	** NA **			None
130	M130	OOOOOX					Yes	** NA **			None
131	M131	OOOOOX					Yes	** NA **			None
132	M132						Yes				None
133	M133						Yes				None
134	M134						Yes				None

**Member Point Loads (BLC 1 : Antenna D)**

	Member Label	Direction	Magnitude[lb,k-ft]	Location[in,%]
1	MP5B	Y	-10	12
2	MP5B	My	0	12
3	MP5B	Mz	0	12
4	MP5C	Y	-10	12
5	MP5C	My	0	12
6	MP5C	Mz	0	12
7	MP1A	Y	-2.2	30.96
8	MP1A	My	-.002	30.96
9	MP1A	Mz	0	30.96
10	MP1A	Y	-2.2	54.96
11	MP1A	My	-.002	54.96
12	MP1A	Mz	0	54.96
13	MP1B	Y	-2.2	30.96
14	MP1B	My	.000825	30.96



Company :  
 Designer :  
 Job Number :  
 Model Name :

June 23, 2021  
 12:31 PM  
 Checked By: \_\_\_\_\_

**Member Point Loads (BLC 1 : Antenna D) (Continued)**

	Member Label	Direction	Magnitude[lb.k-ft]	Location[in,%]
15	MP1B	Mz	-.001	30.96
16	MP1B	Y	-2.2	54.96
17	MP1B	My	.000825	54.96
18	MP1B	Mz	-.001	54.96
19	MP1C	Y	-2.2	30.96
20	MP1C	My	.000825	30.96
21	MP1C	Mz	.001	30.96
22	MP1C	Y	-2.2	54.96
23	MP1C	My	.000825	54.96
24	MP1C	Mz	.001	54.96
25	MP4A	Y	-43.55	30.96
26	MP4A	My	-.033	30.96
27	MP4A	Mz	0	30.96
28	MP4A	Y	-43.55	54.96
29	MP4A	My	-.033	54.96
30	MP4A	Mz	0	54.96
31	MP4B	Y	-43.55	30.96
32	MP4B	My	.016	30.96
33	MP4B	Mz	-.028	30.96
34	MP4B	Y	-43.55	54.96
35	MP4B	My	.016	54.96
36	MP4B	Mz	-.028	54.96
37	MP4C	Y	-43.55	30.96
38	MP4C	My	.016	30.96
39	MP4C	Mz	.028	30.96
40	MP4C	Y	-43.55	54.96
41	MP4C	My	.016	54.96
42	MP4C	Mz	.028	54.96
43	MP2A	Y	-10.4	30
44	MP2A	My	.005	30
45	MP2A	Mz	-.003	30
46	MP2B	Y	-10.4	30
47	MP2B	My	.005	30
48	MP2B	Mz	-.003	30
49	MP2C	Y	-10.4	30
50	MP2C	My	.005	30
51	MP2C	Mz	-.003	30
52	OVP	Y	-32	12
53	OVP	My	0	12
54	OVP	Mz	0	12
55	MP3A	Y	-84.4	48
56	MP3A	My	.037	48
57	MP3A	Mz	-.021	48
58	MP3B	Y	-84.4	48
59	MP3B	My	.037	48
60	MP3B	Mz	-.021	48
61	MP3C	Y	-84.4	48
62	MP3C	My	.037	48
63	MP3C	Mz	-.021	48
64	MP2A	Y	-70.3	48
65	MP2A	My	.03	48
66	MP2A	Mz	-.018	48
67	MP2B	Y	-70.3	48
68	MP2B	My	.03	48
69	MP2B	Mz	-.018	48
70	MP2C	Y	-70.3	48
71	MP2C	My	.03	48

**Member Point Loads (BLC 1 : Antenna D) (Continued)**

	Member Label	Direction	Magnitude[lb.k-ft]	Location[in,%]
72	MP2C	Mz	-0.18	48
73	MP2A	Y	-31.65	21.48
74	MP2A	My	-0.24	21.48
75	MP2A	Mz	.021	21.48
76	MP2A	Y	-31.65	69.48
77	MP2A	My	-0.24	69.48
78	MP2A	Mz	.021	69.48
79	MP2B	Y	-31.65	21.48
80	MP2B	My	-0.006	21.48
81	MP2B	Mz	-0.031	21.48
82	MP2B	Y	-31.65	69.48
83	MP2B	My	-0.006	69.48
84	MP2B	Mz	-0.031	69.48
85	MP2C	Y	-31.65	21.48
86	MP2C	My	.03	21.48
87	MP2C	Mz	.01	21.48
88	MP2C	Y	-31.65	69.48
89	MP2C	My	.03	69.48
90	MP2C	Mz	.01	69.48
91	MP2A	Y	-31.65	21.48
92	MP2A	My	-0.24	21.48
93	MP2A	Mz	-0.021	21.48
94	MP2A	Y	-31.65	69.48
95	MP2A	My	-0.24	69.48
96	MP2A	Mz	-0.021	69.48
97	MP2B	Y	-31.65	21.48
98	MP2B	My	.03	21.48
99	MP2B	Mz	-0.01	21.48
100	MP2B	Y	-31.65	69.48
101	MP2B	My	.03	69.48
102	MP2B	Mz	-0.01	69.48
103	MP2C	Y	-31.65	21.48
104	MP2C	My	-0.006	21.48
105	MP2C	Mz	.031	21.48
106	MP2C	Y	-31.65	69.48
107	MP2C	My	-0.006	69.48
108	MP2C	Mz	.031	69.48
109	MP5A	Y	-9	18.96
110	MP5A	My	-0.007	18.96
111	MP5A	Mz	0	18.96
112	MP5A	Y	-9	66.96
113	MP5A	My	-0.007	66.96
114	MP5A	Mz	0	66.96
115	MP5B	Y	-9	18.96
116	MP5B	My	.003	18.96
117	MP5B	Mz	-0.006	18.96
118	MP5B	Y	-9	66.96
119	MP5B	My	.003	66.96
120	MP5B	Mz	-0.006	66.96
121	MP5C	Y	-9	18.96
122	MP5C	My	.003	18.96
123	MP5C	Mz	.006	18.96
124	MP5C	Y	-9	66.96
125	MP5C	My	.003	66.96
126	MP5C	Mz	.006	66.96



**Member Point Loads (BLC 2 : Antenna Di)**

	Member Label	Direction	Magnitude[lb.k-ft]	Location[in,%]
1	MP5B	Y	-9.801	12
2	MP5B	My	0	12
3	MP5B	Mz	0	12
4	MP5C	Y	-9.801	12
5	MP5C	My	0	12
6	MP5C	Mz	0	12
7	MP1A	Y	-6.516	30.96
8	MP1A	My	-.005	30.96
9	MP1A	Mz	0	30.96
10	MP1A	Y	-6.516	54.96
11	MP1A	My	-.005	54.96
12	MP1A	Mz	0	54.96
13	MP1B	Y	-6.516	30.96
14	MP1B	My	.002	30.96
15	MP1B	Mz	-.004	30.96
16	MP1B	Y	-6.516	54.96
17	MP1B	My	.002	54.96
18	MP1B	Mz	-.004	54.96
19	MP1C	Y	-6.516	30.96
20	MP1C	My	.002	30.96
21	MP1C	Mz	.004	30.96
22	MP1C	Y	-6.516	54.96
23	MP1C	My	.002	54.96
24	MP1C	Mz	.004	54.96
25	MP4A	Y	-34.635	30.96
26	MP4A	My	-.026	30.96
27	MP4A	Mz	0	30.96
28	MP4A	Y	-34.635	54.96
29	MP4A	My	-.026	54.96
30	MP4A	Mz	0	54.96
31	MP4B	Y	-34.635	30.96
32	MP4B	My	.013	30.96
33	MP4B	Mz	-.022	30.96
34	MP4B	Y	-34.635	54.96
35	MP4B	My	.013	54.96
36	MP4B	Mz	-.022	54.96
37	MP4C	Y	-34.635	30.96
38	MP4C	My	.013	30.96
39	MP4C	Mz	.022	30.96
40	MP4C	Y	-34.635	54.96
41	MP4C	My	.013	54.96
42	MP4C	Mz	.022	54.96
43	MP2A	Y	-10.406	30
44	MP2A	My	.005	30
45	MP2A	Mz	-.003	30
46	MP2B	Y	-10.406	30
47	MP2B	My	.005	30
48	MP2B	Mz	-.003	30
49	MP2C	Y	-10.406	30
50	MP2C	My	.005	30
51	MP2C	Mz	-.003	30
52	OVP	Y	-85.537	12
53	OVP	My	0	12
54	OVP	Mz	0	12
55	MP3A	Y	-43.649	48
56	MP3A	My	.019	48
57	MP3A	Mz	-.011	48



Company :  
 Designer :  
 Job Number :  
 Model Name :

June 23, 2021  
 12:31 PM  
 Checked By: \_\_\_\_\_

**Member Point Loads (BLC 2 : Antenna Di) (Continued)**

	Member Label	Direction	Magnitude[lb.k-ft]	Location[in,%]
58	MP3B	Y	-43.649	48
59	MP3B	My	.019	48
60	MP3B	Mz	-.011	48
61	MP3C	Y	-43.649	48
62	MP3C	My	.019	48
63	MP3C	Mz	-.011	48
64	MP2A	Y	-39.246	48
65	MP2A	My	.017	48
66	MP2A	Mz	-.01	48
67	MP2B	Y	-39.246	48
68	MP2B	My	.017	48
69	MP2B	Mz	-.01	48
70	MP2C	Y	-39.246	48
71	MP2C	My	.017	48
72	MP2C	Mz	-.01	48
73	MP2A	Y	-68.059	21.48
74	MP2A	My	-.051	21.48
75	MP2A	Mz	.045	21.48
76	MP2A	Y	-68.059	69.48
77	MP2A	My	-.051	69.48
78	MP2A	Mz	.045	69.48
79	MP2B	Y	-68.059	21.48
80	MP2B	My	-.014	21.48
81	MP2B	Mz	-.067	21.48
82	MP2B	Y	-68.059	69.48
83	MP2B	My	-.014	69.48
84	MP2B	Mz	-.067	69.48
85	MP2C	Y	-68.059	21.48
86	MP2C	My	.065	21.48
87	MP2C	Mz	.022	21.48
88	MP2C	Y	-68.059	69.48
89	MP2C	My	.065	69.48
90	MP2C	Mz	.022	69.48
91	MP2A	Y	-68.059	21.48
92	MP2A	My	-.051	21.48
93	MP2A	Mz	-.045	21.48
94	MP2A	Y	-68.059	69.48
95	MP2A	My	-.051	69.48
96	MP2A	Mz	-.045	69.48
97	MP2B	Y	-68.059	21.48
98	MP2B	My	.065	21.48
99	MP2B	Mz	-.022	21.48
100	MP2B	Y	-68.059	69.48
101	MP2B	My	.065	69.48
102	MP2B	Mz	-.022	69.48
103	MP2C	Y	-68.059	21.48
104	MP2C	My	-.014	21.48
105	MP2C	Mz	.067	21.48
106	MP2C	Y	-68.059	69.48
107	MP2C	My	-.014	69.48
108	MP2C	Mz	.067	69.48
109	MP5A	Y	-43.288	18.96
110	MP5A	My	-.032	18.96
111	MP5A	Mz	0	18.96
112	MP5A	Y	-43.288	66.96
113	MP5A	My	-.032	66.96
114	MP5A	Mz	0	66.96

**Member Point Loads (BLC 2 : Antenna Di) (Continued)**

	Member Label	Direction	Magnitude[lb.k-ft]	Location[in, %]
115	MP5B	Y	-43.288	18.96
116	MP5B	My	.016	18.96
117	MP5B	Mz	-.028	18.96
118	MP5B	Y	-43.288	66.96
119	MP5B	My	.016	66.96
120	MP5B	Mz	-.028	66.96
121	MP5C	Y	-43.288	18.96
122	MP5C	My	.016	18.96
123	MP5C	Mz	.028	18.96
124	MP5C	Y	-43.288	66.96
125	MP5C	My	.016	66.96
126	MP5C	Mz	.028	66.96

**Member Point Loads (BLC 3 : Antenna Wo (0 Deg))**

	Member Label	Direction	Magnitude[lb.k-ft]	Location[in, %]
1	MP5B	X	0	12
2	MP5B	Z	-22.859	12
3	MP5B	Mx	0	12
4	MP5C	X	0	12
5	MP5C	Z	-22.859	12
6	MP5C	Mx	0	12
7	MP1A	X	0	30.96
8	MP1A	Z	-13.563	30.96
9	MP1A	Mx	0	30.96
10	MP1A	X	0	54.96
11	MP1A	Z	-13.563	54.96
12	MP1A	Mx	0	54.96
13	MP1B	X	0	30.96
14	MP1B	Z	-5.386	30.96
15	MP1B	Mx	.003	30.96
16	MP1B	X	0	54.96
17	MP1B	Z	-5.386	54.96
18	MP1B	Mx	.003	54.96
19	MP1C	X	0	30.96
20	MP1C	Z	-5.386	30.96
21	MP1C	Mx	-.003	30.96
22	MP1C	X	0	54.96
23	MP1C	Z	-5.386	54.96
24	MP1C	Mx	-.003	54.96
25	MP4A	X	0	30.96
26	MP4A	Z	-71.626	30.96
27	MP4A	Mx	0	30.96
28	MP4A	X	0	54.96
29	MP4A	Z	-71.626	54.96
30	MP4A	Mx	0	54.96
31	MP4B	X	0	30.96
32	MP4B	Z	-38.938	30.96
33	MP4B	Mx	.025	30.96
34	MP4B	X	0	54.96
35	MP4B	Z	-38.938	54.96
36	MP4B	Mx	.025	54.96
37	MP4C	X	0	30.96
38	MP4C	Z	-38.938	30.96
39	MP4C	Mx	-.025	30.96
40	MP4C	X	0	54.96
41	MP4C	Z	-38.938	54.96

**Member Point Loads (BLC 3 : Antenna Wo (0 Deg)) (Continued)**

	Member Label	Direction	Magnitude[lb.k-ft]	Location[in,%]
42	MP4C	Mx	-.025	54.96
43	MP2A	X	0	30
44	MP2A	Z	-10.409	30
45	MP2A	Mx	.003	30
46	MP2B	X	0	30
47	MP2B	Z	-10.409	30
48	MP2B	Mx	.003	30
49	MP2C	X	0	30
50	MP2C	Z	-10.409	30
51	MP2C	Mx	.003	30
52	OVP	X	0	12
53	OVP	Z	-116.411	12
54	OVP	Mx	0	12
55	MP3A	X	0	48
56	MP3A	Z	-52.272	48
57	MP3A	Mx	.013	48
58	MP3B	X	0	48
59	MP3B	Z	-52.272	48
60	MP3B	Mx	.013	48
61	MP3C	X	0	48
62	MP3C	Z	-52.272	48
63	MP3C	Mx	.013	48
64	MP2A	X	0	48
65	MP2A	Z	-50.462	48
66	MP2A	Mx	.013	48
67	MP2B	X	0	48
68	MP2B	Z	-50.462	48
69	MP2B	Mx	.013	48
70	MP2C	X	0	48
71	MP2C	Z	-50.462	48
72	MP2C	Mx	.013	48
73	MP2A	X	0	21.48
74	MP2A	Z	-138.833	21.48
75	MP2A	Mx	-.093	21.48
76	MP2A	X	0	69.48
77	MP2A	Z	-138.833	69.48
78	MP2A	Mx	-.093	69.48
79	MP2B	X	0	21.48
80	MP2B	Z	-103.096	21.48
81	MP2B	Mx	.101	21.48
82	MP2B	X	0	69.48
83	MP2B	Z	-103.096	69.48
84	MP2B	Mx	.101	69.48
85	MP2C	X	0	21.48
86	MP2C	Z	-103.096	21.48
87	MP2C	Mx	-.033	21.48
88	MP2C	X	0	69.48
89	MP2C	Z	-103.096	69.48
90	MP2C	Mx	-.033	69.48
91	MP2A	X	0	21.48
92	MP2A	Z	-138.833	21.48
93	MP2A	Mx	.093	21.48
94	MP2A	X	0	69.48
95	MP2A	Z	-138.833	69.48
96	MP2A	Mx	.093	69.48
97	MP2B	X	0	21.48
98	MP2B	Z	-103.096	21.48

**Member Point Loads (BLC 3 : Antenna Wo (0 Deg)) (Continued)**

	Member Label	Direction	Magnitude[lb.k-ft]	Location[in,%]
99	MP2B	Mx	.033	21.48
100	MP2B	X	0	69.48
101	MP2B	Z	-103.096	69.48
102	MP2B	Mx	.033	69.48
103	MP2C	X	0	21.48
104	MP2C	Z	-103.096	21.48
105	MP2C	Mx	-.101	21.48
106	MP2C	X	0	69.48
107	MP2C	Z	-103.096	69.48
108	MP2C	Mx	-.101	69.48
109	MP5A	X	0	18.96
110	MP5A	Z	-87.78	18.96
111	MP5A	Mx	0	18.96
112	MP5A	X	0	66.96
113	MP5A	Z	-87.78	66.96
114	MP5A	Mx	0	66.96
115	MP5B	X	0	18.96
116	MP5B	Z	-74.073	18.96
117	MP5B	Mx	.048	18.96
118	MP5B	X	0	66.96
119	MP5B	Z	-74.073	66.96
120	MP5B	Mx	.048	66.96
121	MP5C	X	0	18.96
122	MP5C	Z	-74.073	18.96
123	MP5C	Mx	-.048	18.96
124	MP5C	X	0	66.96
125	MP5C	Z	-74.073	66.96
126	MP5C	Mx	-.048	66.96

**Member Point Loads (BLC 4 : Antenna Wo (30 Deg))**

	Member Label	Direction	Magnitude[lb.k-ft]	Location[in,%]
1	MP5B	X	3.81	12
2	MP5B	Z	-6.599	12
3	MP5B	Mx	0	12
4	MP5C	X	3.81	12
5	MP5C	Z	-6.599	12
6	MP5C	Mx	0	12
7	MP1A	X	5.419	30.96
8	MP1A	Z	-9.385	30.96
9	MP1A	Mx	-.004	30.96
10	MP1A	X	5.419	54.96
11	MP1A	Z	-9.385	54.96
12	MP1A	Mx	-.004	54.96
13	MP1B	X	1.33	30.96
14	MP1B	Z	-2.303	30.96
15	MP1B	Mx	.002	30.96
16	MP1B	X	1.33	54.96
17	MP1B	Z	-2.303	54.96
18	MP1B	Mx	.002	54.96
19	MP1C	X	5.419	30.96
20	MP1C	Z	-9.385	30.96
21	MP1C	Mx	-.004	30.96
22	MP1C	X	5.419	54.96
23	MP1C	Z	-9.385	54.96
24	MP1C	Mx	-.004	54.96
25	MP4A	X	30.365	30.96



Company :  
 Designer :  
 Job Number :  
 Model Name :

June 23, 2021  
 12:31 PM  
 Checked By: \_\_\_\_\_

**Member Point Loads (BLC 4 : Antenna Wo (30 Deg)) (Continued)**

	Member Label	Direction	Magnitude[lb.k-ft]	Location[in,%]
26	MP4A	Z	-52.594	30.96
27	MP4A	Mx	-.023	30.96
28	MP4A	X	30.365	54.96
29	MP4A	Z	-52.594	54.96
30	MP4A	Mx	-.023	54.96
31	MP4B	X	14.021	30.96
32	MP4B	Z	-24.285	30.96
33	MP4B	Mx	.021	30.96
34	MP4B	X	14.021	54.96
35	MP4B	Z	-24.285	54.96
36	MP4B	Mx	.021	54.96
37	MP4C	X	30.365	30.96
38	MP4C	Z	-52.594	30.96
39	MP4C	Mx	-.023	30.96
40	MP4C	X	30.365	54.96
41	MP4C	Z	-52.594	54.96
42	MP4C	Mx	-.023	54.96
43	MP2A	X	4.336	30
44	MP2A	Z	-7.51	30
45	MP2A	Mx	.004	30
46	MP2B	X	4.336	30
47	MP2B	Z	-7.51	30
48	MP2B	Mx	.004	30
49	MP2C	X	4.336	30
50	MP2C	Z	-7.51	30
51	MP2C	Mx	.004	30
52	OVP	X	50.872	12
53	OVP	Z	-88.112	12
54	OVP	Mx	0	12
55	MP3A	X	21.412	48
56	MP3A	Z	-37.086	48
57	MP3A	Mx	.019	48
58	MP3B	X	21.412	48
59	MP3B	Z	-37.086	48
60	MP3B	Mx	.019	48
61	MP3C	X	21.412	48
62	MP3C	Z	-37.086	48
63	MP3C	Mx	.019	48
64	MP2A	X	18.697	48
65	MP2A	Z	-32.384	48
66	MP2A	Mx	.016	48
67	MP2B	X	18.697	48
68	MP2B	Z	-32.384	48
69	MP2B	Mx	.016	48
70	MP2C	X	18.697	48
71	MP2C	Z	-32.384	48
72	MP2C	Mx	.016	48
73	MP2A	X	63.46	21.48
74	MP2A	Z	-109.916	21.48
75	MP2A	Mx	-.121	21.48
76	MP2A	X	63.46	69.48
77	MP2A	Z	-109.916	69.48
78	MP2A	Mx	-.121	69.48
79	MP2B	X	45.592	21.48
80	MP2B	Z	-78.967	21.48
81	MP2B	Mx	.068	21.48
82	MP2B	X	45.592	69.48



Company :  
 Designer :  
 Job Number :  
 Model Name :

June 23, 2021  
 12:31 PM  
 Checked By: \_\_\_\_\_

**Member Point Loads (BLC 4 : Antenna Wo (30 Deg)) (Continued)**

	Member Label	Direction	Magnitude[lb.k-ft]	Location[in,%]
83	MP2B	Z	-78.967	69.48
84	MP2B	Mx	.068	69.48
85	MP2C	X	63.46	21.48
86	MP2C	Z	-109.916	21.48
87	MP2C	Mx	.026	21.48
88	MP2C	X	63.46	69.48
89	MP2C	Z	-109.916	69.48
90	MP2C	Mx	.026	69.48
91	MP2A	X	63.46	21.48
92	MP2A	Z	-109.916	21.48
93	MP2A	Mx	.026	21.48
94	MP2A	X	63.46	69.48
95	MP2A	Z	-109.916	69.48
96	MP2A	Mx	.026	69.48
97	MP2B	X	45.592	21.48
98	MP2B	Z	-78.967	21.48
99	MP2B	Mx	.068	21.48
100	MP2B	X	45.592	69.48
101	MP2B	Z	-78.967	69.48
102	MP2B	Mx	.068	69.48
103	MP2C	X	63.46	21.48
104	MP2C	Z	-109.916	21.48
105	MP2C	Mx	-.121	21.48
106	MP2C	X	63.46	69.48
107	MP2C	Z	-109.916	69.48
108	MP2C	Mx	-.121	69.48
109	MP5A	X	41.606	18.96
110	MP5A	Z	-72.063	18.96
111	MP5A	Mx	-.031	18.96
112	MP5A	X	41.606	66.96
113	MP5A	Z	-72.063	66.96
114	MP5A	Mx	-.031	66.96
115	MP5B	X	34.752	18.96
116	MP5B	Z	-60.192	18.96
117	MP5B	Mx	.052	18.96
118	MP5B	X	34.752	66.96
119	MP5B	Z	-60.192	66.96
120	MP5B	Mx	.052	66.96
121	MP5C	X	41.606	18.96
122	MP5C	Z	-72.063	18.96
123	MP5C	Mx	-.031	18.96
124	MP5C	X	41.606	66.96
125	MP5C	Z	-72.063	66.96
126	MP5C	Mx	-.031	66.96

**Member Point Loads (BLC 5 : Antenna Wo (60 Deg))**

	Member Label	Direction	Magnitude[lb.k-ft]	Location[in,%]
1	MP5B	X	0	12
2	MP5B	Z	0	12
3	MP5B	Mx	0	12
4	MP5C	X	0	12
5	MP5C	Z	0	12
6	MP5C	Mx	0	12
7	MP1A	X	4.664	30.96
8	MP1A	Z	-2.693	30.96
9	MP1A	Mx	-.003	30.96



Company :  
 Designer :  
 Job Number :  
 Model Name :

June 23, 2021  
 12:31 PM  
 Checked By: \_\_\_\_\_

**Member Point Loads (BLC 5 : Antenna Wo (60 Deg)) (Continued)**

	Member Label	Direction	Magnitude[lb.k-ft]	Location[in,%]
10	MP1A	X	4.664	54.96
11	MP1A	Z	-2.693	54.96
12	MP1A	Mx	-.003	54.96
13	MP1B	X	4.664	30.96
14	MP1B	Z	-2.693	30.96
15	MP1B	Mx	.003	30.96
16	MP1B	X	4.664	54.96
17	MP1B	Z	-2.693	54.96
18	MP1B	Mx	.003	54.96
19	MP1C	X	11.746	30.96
20	MP1C	Z	-6.782	30.96
21	MP1C	Mx	0	30.96
22	MP1C	X	11.746	54.96
23	MP1C	Z	-6.782	54.96
24	MP1C	Mx	0	54.96
25	MP4A	X	33.721	30.96
26	MP4A	Z	-19.469	30.96
27	MP4A	Mx	-.025	30.96
28	MP4A	X	33.721	54.96
29	MP4A	Z	-19.469	54.96
30	MP4A	Mx	-.025	54.96
31	MP4B	X	33.721	30.96
32	MP4B	Z	-19.469	30.96
33	MP4B	Mx	.025	30.96
34	MP4B	X	33.721	54.96
35	MP4B	Z	-19.469	54.96
36	MP4B	Mx	.025	54.96
37	MP4C	X	62.03	30.96
38	MP4C	Z	-35.813	30.96
39	MP4C	Mx	0	30.96
40	MP4C	X	62.03	54.96
41	MP4C	Z	-35.813	54.96
42	MP4C	Mx	0	54.96
43	MP2A	X	6.757	30
44	MP2A	Z	-3.901	30
45	MP2A	Mx	.004	30
46	MP2B	X	6.757	30
47	MP2B	Z	-3.901	30
48	MP2B	Mx	.004	30
49	MP2C	X	6.757	30
50	MP2C	Z	-3.901	30
51	MP2C	Mx	.004	30
52	OVP	X	81.761	12
53	OVP	Z	-47.205	12
54	OVP	Mx	0	12
55	MP3A	X	32.995	48
56	MP3A	Z	-19.049	48
57	MP3A	Mx	.019	48
58	MP3B	X	32.995	48
59	MP3B	Z	-19.049	48
60	MP3B	Mx	.019	48
61	MP3C	X	32.995	48
62	MP3C	Z	-19.049	48
63	MP3C	Mx	.019	48
64	MP2A	X	26.726	48
65	MP2A	Z	-15.43	48
66	MP2A	Mx	.015	48





Company :  
 Designer :  
 Job Number :  
 Model Name :

June 23, 2021  
 12:31 PM  
 Checked By: \_\_\_\_\_

**Member Point Loads (BLC 5 : Antenna Wo (60 Deg)) (Continued)**

	Member Label	Direction	Magnitude[lb.k-ft]	Location[in,%]
67	MP2B	X	26.726	48
68	MP2B	Z	-15.43	48
69	MP2B	Mx	.015	48
70	MP2C	X	26.726	48
71	MP2C	Z	-15.43	48
72	MP2C	Mx	.015	48
73	MP2A	X	89.284	21.48
74	MP2A	Z	-51.548	21.48
75	MP2A	Mx	-.101	21.48
76	MP2A	X	89.284	69.48
77	MP2A	Z	-51.548	69.48
78	MP2A	Mx	-.101	69.48
79	MP2B	X	89.284	21.48
80	MP2B	Z	-51.548	21.48
81	MP2B	Mx	.033	21.48
82	MP2B	X	89.284	69.48
83	MP2B	Z	-51.548	69.48
84	MP2B	Mx	.033	69.48
85	MP2C	X	120.233	21.48
86	MP2C	Z	-69.416	21.48
87	MP2C	Mx	.093	21.48
88	MP2C	X	120.233	69.48
89	MP2C	Z	-69.416	69.48
90	MP2C	Mx	.093	69.48
91	MP2A	X	89.284	21.48
92	MP2A	Z	-51.548	21.48
93	MP2A	Mx	-.033	21.48
94	MP2A	X	89.284	69.48
95	MP2A	Z	-51.548	69.48
96	MP2A	Mx	-.033	69.48
97	MP2B	X	89.284	21.48
98	MP2B	Z	-51.548	21.48
99	MP2B	Mx	.101	21.48
100	MP2B	X	89.284	69.48
101	MP2B	Z	-51.548	69.48
102	MP2B	Mx	.101	69.48
103	MP2C	X	120.233	21.48
104	MP2C	Z	-69.416	21.48
105	MP2C	Mx	-.093	21.48
106	MP2C	X	120.233	69.48
107	MP2C	Z	-69.416	69.48
108	MP2C	Mx	-.093	69.48
109	MP5A	X	64.149	18.96
110	MP5A	Z	-37.037	18.96
111	MP5A	Mx	-.048	18.96
112	MP5A	X	64.149	66.96
113	MP5A	Z	-37.037	66.96
114	MP5A	Mx	-.048	66.96
115	MP5B	X	64.149	18.96
116	MP5B	Z	-37.037	18.96
117	MP5B	Mx	.048	18.96
118	MP5B	X	64.149	66.96
119	MP5B	Z	-37.037	66.96
120	MP5B	Mx	.048	66.96
121	MP5C	X	76.02	18.96
122	MP5C	Z	-43.89	18.96
123	MP5C	Mx	0	18.96



Company :  
 Designer :  
 Job Number :  
 Model Name :

June 23, 2021  
 12:31 PM  
 Checked By: \_\_\_\_\_

**Member Point Loads (BLC 5 : Antenna Wo (60 Deg)) (Continued)**

	Member Label	Direction	Magnitude[lb.k-ft]	Location[in,%]
124	MP5C	X	76.02	66.96
125	MP5C	Z	-43.89	66.96
126	MP5C	Mx	0	66.96

**Member Point Loads (BLC 6 : Antenna Wo (90 Deg))**

	Member Label	Direction	Magnitude[lb.k-ft]	Location[in,%]
1	MP5B	X	7.62	12
2	MP5B	Z	0	12
3	MP5B	Mx	0	12
4	MP5C	X	7.62	12
5	MP5C	Z	0	12
6	MP5C	Mx	0	12
7	MP1A	X	2.66	30.96
8	MP1A	Z	0	30.96
9	MP1A	Mx	-.002	30.96
10	MP1A	X	2.66	54.96
11	MP1A	Z	0	54.96
12	MP1A	Mx	-.002	54.96
13	MP1B	X	10.837	30.96
14	MP1B	Z	0	30.96
15	MP1B	Mx	.004	30.96
16	MP1B	X	10.837	54.96
17	MP1B	Z	0	54.96
18	MP1B	Mx	.004	54.96
19	MP1C	X	10.837	30.96
20	MP1C	Z	0	30.96
21	MP1C	Mx	.004	30.96
22	MP1C	X	10.837	54.96
23	MP1C	Z	0	54.96
24	MP1C	Mx	.004	54.96
25	MP4A	X	28.041	30.96
26	MP4A	Z	0	30.96
27	MP4A	Mx	-.021	30.96
28	MP4A	X	28.041	54.96
29	MP4A	Z	0	54.96
30	MP4A	Mx	-.021	54.96
31	MP4B	X	60.73	30.96
32	MP4B	Z	0	30.96
33	MP4B	Mx	.023	30.96
34	MP4B	X	60.73	54.96
35	MP4B	Z	0	54.96
36	MP4B	Mx	.023	54.96
37	MP4C	X	60.73	30.96
38	MP4C	Z	0	30.96
39	MP4C	Mx	.023	30.96
40	MP4C	X	60.73	54.96
41	MP4C	Z	0	54.96
42	MP4C	Mx	.023	54.96
43	MP2A	X	8.671	30
44	MP2A	Z	0	30
45	MP2A	Mx	.004	30
46	MP2B	X	8.671	30
47	MP2B	Z	0	30
48	MP2B	Mx	.004	30
49	MP2C	X	8.671	30
50	MP2C	Z	0	30



Company :  
 Designer :  
 Job Number :  
 Model Name :

June 23, 2021  
 12:31 PM  
 Checked By: \_\_\_\_\_

**Member Point Loads (BLC 6 : Antenna Wo (90 Deg)) (Continued)**

	Member Label	Direction	Magnitude[lb.k-ft]	Location[in,%]
51	MP2C	Mx	.004	30
52	OVP	X	101.743	12
53	OVP	Z	0	12
54	OVP	Mx	0	12
55	MP3A	X	42.823	48
56	MP3A	Z	0	48
57	MP3A	Mx	.019	48
58	MP3B	X	42.823	48
59	MP3B	Z	0	48
60	MP3B	Mx	.019	48
61	MP3C	X	42.823	48
62	MP3C	Z	0	48
63	MP3C	Mx	.019	48
64	MP2A	X	37.394	48
65	MP2A	Z	0	48
66	MP2A	Mx	.016	48
67	MP2B	X	37.394	48
68	MP2B	Z	0	48
69	MP2B	Mx	.016	48
70	MP2C	X	37.394	48
71	MP2C	Z	0	48
72	MP2C	Mx	.016	48
73	MP2A	X	91.184	21.48
74	MP2A	Z	0	21.48
75	MP2A	Mx	-.068	21.48
76	MP2A	X	91.184	69.48
77	MP2A	Z	0	69.48
78	MP2A	Mx	-.068	69.48
79	MP2B	X	126.92	21.48
80	MP2B	Z	0	21.48
81	MP2B	Mx	-.026	21.48
82	MP2B	X	126.92	69.48
83	MP2B	Z	0	69.48
84	MP2B	Mx	-.026	69.48
85	MP2C	X	126.92	21.48
86	MP2C	Z	0	21.48
87	MP2C	Mx	.121	21.48
88	MP2C	X	126.92	69.48
89	MP2C	Z	0	69.48
90	MP2C	Mx	.121	69.48
91	MP2A	X	91.184	21.48
92	MP2A	Z	0	21.48
93	MP2A	Mx	-.068	21.48
94	MP2A	X	91.184	69.48
95	MP2A	Z	0	69.48
96	MP2A	Mx	-.068	69.48
97	MP2B	X	126.92	21.48
98	MP2B	Z	0	21.48
99	MP2B	Mx	.121	21.48
100	MP2B	X	126.92	69.48
101	MP2B	Z	0	69.48
102	MP2B	Mx	.121	69.48
103	MP2C	X	126.92	21.48
104	MP2C	Z	0	21.48
105	MP2C	Mx	-.026	21.48
106	MP2C	X	126.92	69.48
107	MP2C	Z	0	69.48

**Member Point Loads (BLC 6 : Antenna Wo (90 Deg)) (Continued)**

	Member Label	Direction	Magnitude[lb.k-ft]	Location[in,%]
108	MP2C	Mx	-.026	69.48
109	MP5A	X	69.504	18.96
110	MP5A	Z	0	18.96
111	MP5A	Mx	-.052	18.96
112	MP5A	X	69.504	66.96
113	MP5A	Z	0	66.96
114	MP5A	Mx	-.052	66.96
115	MP5B	X	83.211	18.96
116	MP5B	Z	0	18.96
117	MP5B	Mx	.031	18.96
118	MP5B	X	83.211	66.96
119	MP5B	Z	0	66.96
120	MP5B	Mx	.031	66.96
121	MP5C	X	83.211	18.96
122	MP5C	Z	0	18.96
123	MP5C	Mx	.031	18.96
124	MP5C	X	83.211	66.96
125	MP5C	Z	0	66.96
126	MP5C	Mx	.031	66.96

**Member Point Loads (BLC 7 : Antenna Wo (120 Deg))**

	Member Label	Direction	Magnitude[lb.k-ft]	Location[in,%]
1	MP5B	X	19.797	12
2	MP5B	Z	11.43	12
3	MP5B	Mx	0	12
4	MP5C	X	19.797	12
5	MP5C	Z	11.43	12
6	MP5C	Mx	0	12
7	MP1A	X	4.664	30.96
8	MP1A	Z	2.693	30.96
9	MP1A	Mx	-.003	30.96
10	MP1A	X	4.664	54.96
11	MP1A	Z	2.693	54.96
12	MP1A	Mx	-.003	54.96
13	MP1B	X	11.746	30.96
14	MP1B	Z	6.782	30.96
15	MP1B	Mx	0	30.96
16	MP1B	X	11.746	54.96
17	MP1B	Z	6.782	54.96
18	MP1B	Mx	0	54.96
19	MP1C	X	4.664	30.96
20	MP1C	Z	2.693	30.96
21	MP1C	Mx	.003	30.96
22	MP1C	X	4.664	54.96
23	MP1C	Z	2.693	54.96
24	MP1C	Mx	.003	54.96
25	MP4A	X	33.721	30.96
26	MP4A	Z	19.469	30.96
27	MP4A	Mx	-.025	30.96
28	MP4A	X	33.721	54.96
29	MP4A	Z	19.469	54.96
30	MP4A	Mx	-.025	54.96
31	MP4B	X	62.03	30.96
32	MP4B	Z	35.813	30.96
33	MP4B	Mx	0	30.96
34	MP4B	X	62.03	54.96



Company :  
 Designer :  
 Job Number :  
 Model Name :

June 23, 2021  
 12:32 PM  
 Checked By: \_\_\_\_\_

**Member Point Loads (BLC 7 : Antenna Wo (120 Deg)) (Continued)**

	Member Label	Direction	Magnitude[lb.k-ft]	Location[in,%]
35	MP4B	Z	35.813	54.96
36	MP4B	Mx	0	54.96
37	MP4C	X	33.721	30.96
38	MP4C	Z	19.469	30.96
39	MP4C	Mx	.025	30.96
40	MP4C	X	33.721	54.96
41	MP4C	Z	19.469	54.96
42	MP4C	Mx	.025	54.96
43	MP2A	X	9.014	30
44	MP2A	Z	5.204	30
45	MP2A	Mx	.003	30
46	MP2B	X	9.014	30
47	MP2B	Z	5.204	30
48	MP2B	Mx	.003	30
49	MP2C	X	9.014	30
50	MP2C	Z	5.204	30
51	MP2C	Mx	.003	30
52	OVP	X	100.815	12
53	OVP	Z	58.206	12
54	OVP	Mx	0	12
55	MP3A	X	45.269	48
56	MP3A	Z	26.136	48
57	MP3A	Mx	.013	48
58	MP3B	X	45.269	48
59	MP3B	Z	26.136	48
60	MP3B	Mx	.013	48
61	MP3C	X	45.269	48
62	MP3C	Z	26.136	48
63	MP3C	Mx	.013	48
64	MP2A	X	43.701	48
65	MP2A	Z	25.231	48
66	MP2A	Mx	.013	48
67	MP2B	X	43.701	48
68	MP2B	Z	25.231	48
69	MP2B	Mx	.013	48
70	MP2C	X	43.701	48
71	MP2C	Z	25.231	48
72	MP2C	Mx	.013	48
73	MP2A	X	89.284	21.48
74	MP2A	Z	51.548	21.48
75	MP2A	Mx	-.033	21.48
76	MP2A	X	89.284	69.48
77	MP2A	Z	51.548	69.48
78	MP2A	Mx	-.033	69.48
79	MP2B	X	120.233	21.48
80	MP2B	Z	69.416	21.48
81	MP2B	Mx	-.093	21.48
82	MP2B	X	120.233	69.48
83	MP2B	Z	69.416	69.48
84	MP2B	Mx	-.093	69.48
85	MP2C	X	89.284	21.48
86	MP2C	Z	51.548	21.48
87	MP2C	Mx	.101	21.48
88	MP2C	X	89.284	69.48
89	MP2C	Z	51.548	69.48
90	MP2C	Mx	.101	69.48
91	MP2A	X	89.284	21.48

**Member Point Loads (BLC 7 : Antenna Wo (120 Deg)) (Continued)**

	Member Label	Direction	Magnitude[lb.k-ft]	Location[in,%]
92	MP2A	Z	51.548	21.48
93	MP2A	Mx	-.101	21.48
94	MP2A	X	89.284	69.48
95	MP2A	Z	51.548	69.48
96	MP2A	Mx	-.101	69.48
97	MP2B	X	120.233	21.48
98	MP2B	Z	69.416	21.48
99	MP2B	Mx	.093	21.48
100	MP2B	X	120.233	69.48
101	MP2B	Z	69.416	69.48
102	MP2B	Mx	.093	69.48
103	MP2C	X	89.284	21.48
104	MP2C	Z	51.548	21.48
105	MP2C	Mx	.033	21.48
106	MP2C	X	89.284	69.48
107	MP2C	Z	51.548	69.48
108	MP2C	Mx	.033	69.48
109	MP5A	X	64.149	18.96
110	MP5A	Z	37.037	18.96
111	MP5A	Mx	-.048	18.96
112	MP5A	X	64.149	66.96
113	MP5A	Z	37.037	66.96
114	MP5A	Mx	-.048	66.96
115	MP5B	X	76.02	18.96
116	MP5B	Z	43.89	18.96
117	MP5B	Mx	0	18.96
118	MP5B	X	76.02	66.96
119	MP5B	Z	43.89	66.96
120	MP5B	Mx	0	66.96
121	MP5C	X	64.149	18.96
122	MP5C	Z	37.037	18.96
123	MP5C	Mx	.048	18.96
124	MP5C	X	64.149	66.96
125	MP5C	Z	37.037	66.96
126	MP5C	Mx	.048	66.96

**Member Point Loads (BLC 8 : Antenna Wo (150 Deg))**

	Member Label	Direction	Magnitude[lb.k-ft]	Location[in,%]
1	MP5B	X	15.24	12
2	MP5B	Z	26.396	12
3	MP5B	Mx	0	12
4	MP5C	X	15.24	12
5	MP5C	Z	26.396	12
6	MP5C	Mx	0	12
7	MP1A	X	5.419	30.96
8	MP1A	Z	9.385	30.96
9	MP1A	Mx	-.004	30.96
10	MP1A	X	5.419	54.96
11	MP1A	Z	9.385	54.96
12	MP1A	Mx	-.004	54.96
13	MP1B	X	5.419	30.96
14	MP1B	Z	9.385	30.96
15	MP1B	Mx	-.004	30.96
16	MP1B	X	5.419	54.96
17	MP1B	Z	9.385	54.96
18	MP1B	Mx	-.004	54.96



Company :  
 Designer :  
 Job Number :  
 Model Name :

June 23, 2021  
 12:32 PM  
 Checked By: \_\_\_\_\_

**Member Point Loads (BLC 8 : Antenna Wo (150 Deg)) (Continued)**

	Member Label	Direction	Magnitude[lb.k-ft]	Location[in,%]
19	MP1C	X	1.33	30.96
20	MP1C	Z	2.303	30.96
21	MP1C	Mx	.002	30.96
22	MP1C	X	1.33	54.96
23	MP1C	Z	2.303	54.96
24	MP1C	Mx	.002	54.96
25	MP4A	X	30.365	30.96
26	MP4A	Z	52.594	30.96
27	MP4A	Mx	-.023	30.96
28	MP4A	X	30.365	54.96
29	MP4A	Z	52.594	54.96
30	MP4A	Mx	-.023	54.96
31	MP4B	X	30.365	30.96
32	MP4B	Z	52.594	30.96
33	MP4B	Mx	-.023	30.96
34	MP4B	X	30.365	54.96
35	MP4B	Z	52.594	54.96
36	MP4B	Mx	-.023	54.96
37	MP4C	X	14.021	30.96
38	MP4C	Z	24.285	30.96
39	MP4C	Mx	.021	30.96
40	MP4C	X	14.021	54.96
41	MP4C	Z	24.285	54.96
42	MP4C	Mx	.021	54.96
43	MP2A	X	5.639	30
44	MP2A	Z	9.766	30
45	MP2A	Mx	0	30
46	MP2B	X	5.639	30
47	MP2B	Z	9.766	30
48	MP2B	Mx	0	30
49	MP2C	X	5.639	30
50	MP2C	Z	9.766	30
51	MP2C	Mx	0	30
52	OVP	X	61.873	12
53	OVP	Z	107.167	12
54	OVP	Mx	0	12
55	MP3A	X	28.498	48
56	MP3A	Z	49.36	48
57	MP3A	Mx	0	48
58	MP3B	X	28.498	48
59	MP3B	Z	49.36	48
60	MP3B	Mx	0	48
61	MP3C	X	28.498	48
62	MP3C	Z	49.36	48
63	MP3C	Mx	0	48
64	MP2A	X	28.498	48
65	MP2A	Z	49.36	48
66	MP2A	Mx	0	48
67	MP2B	X	28.498	48
68	MP2B	Z	49.36	48
69	MP2B	Mx	0	48
70	MP2C	X	28.498	48
71	MP2C	Z	49.36	48
72	MP2C	Mx	0	48
73	MP2A	X	63.46	21.48
74	MP2A	Z	109.916	21.48
75	MP2A	Mx	.026	21.48



Company :  
 Designer :  
 Job Number :  
 Model Name :

June 23, 2021  
 12:32 PM  
 Checked By: \_\_\_\_\_

**Member Point Loads (BLC 8 : Antenna Wo (150 Deg)) (Continued)**

	Member Label	Direction	Magnitude[lb.k-ft]	Location[in,%]
76	MP2A	X	63.46	69.48
77	MP2A	Z	109.916	69.48
78	MP2A	Mx	.026	69.48
79	MP2B	X	63.46	21.48
80	MP2B	Z	109.916	21.48
81	MP2B	Mx	-.121	21.48
82	MP2B	X	63.46	69.48
83	MP2B	Z	109.916	69.48
84	MP2B	Mx	-.121	69.48
85	MP2C	X	45.592	21.48
86	MP2C	Z	78.967	21.48
87	MP2C	Mx	.068	21.48
88	MP2C	X	45.592	69.48
89	MP2C	Z	78.967	69.48
90	MP2C	Mx	.068	69.48
91	MP2A	X	63.46	21.48
92	MP2A	Z	109.916	21.48
93	MP2A	Mx	-.121	21.48
94	MP2A	X	63.46	69.48
95	MP2A	Z	109.916	69.48
96	MP2A	Mx	-.121	69.48
97	MP2B	X	63.46	21.48
98	MP2B	Z	109.916	21.48
99	MP2B	Mx	.026	21.48
100	MP2B	X	63.46	69.48
101	MP2B	Z	109.916	69.48
102	MP2B	Mx	.026	69.48
103	MP2C	X	45.592	21.48
104	MP2C	Z	78.967	21.48
105	MP2C	Mx	.068	21.48
106	MP2C	X	45.592	69.48
107	MP2C	Z	78.967	69.48
108	MP2C	Mx	.068	69.48
109	MP5A	X	41.606	18.96
110	MP5A	Z	72.063	18.96
111	MP5A	Mx	-.031	18.96
112	MP5A	X	41.606	66.96
113	MP5A	Z	72.063	66.96
114	MP5A	Mx	-.031	66.96
115	MP5B	X	41.606	18.96
116	MP5B	Z	72.063	18.96
117	MP5B	Mx	-.031	18.96
118	MP5B	X	41.606	66.96
119	MP5B	Z	72.063	66.96
120	MP5B	Mx	-.031	66.96
121	MP5C	X	34.752	18.96
122	MP5C	Z	60.192	18.96
123	MP5C	Mx	.052	18.96
124	MP5C	X	34.752	66.96
125	MP5C	Z	60.192	66.96
126	MP5C	Mx	.052	66.96

**Member Point Loads (BLC 9 : Antenna Wo (180 Deg))**

	Member Label	Direction	Magnitude[lb.k-ft]	Location[in,%]
1	MP5B	X	0	12
2	MP5B	Z	22.859	12





Company :  
 Designer :  
 Job Number :  
 Model Name :

June 23, 2021  
 12:32 PM  
 Checked By: \_\_\_\_\_

**Member Point Loads (BLC 9 : Antenna Wo (180 Deg)) (Continued)**

	Member Label	Direction	Magnitude[lb.k-ft]	Location[in,%]
3	MP5B	Mx	0	12
4	MP5C	X	0	12
5	MP5C	Z	22.859	12
6	MP5C	Mx	0	12
7	MP1A	X	0	30.96
8	MP1A	Z	13.563	30.96
9	MP1A	Mx	0	30.96
10	MP1A	X	0	54.96
11	MP1A	Z	13.563	54.96
12	MP1A	Mx	0	54.96
13	MP1B	X	0	30.96
14	MP1B	Z	5.386	30.96
15	MP1B	Mx	-.003	30.96
16	MP1B	X	0	54.96
17	MP1B	Z	5.386	54.96
18	MP1B	Mx	-.003	54.96
19	MP1C	X	0	30.96
20	MP1C	Z	5.386	30.96
21	MP1C	Mx	.003	30.96
22	MP1C	X	0	54.96
23	MP1C	Z	5.386	54.96
24	MP1C	Mx	.003	54.96
25	MP4A	X	0	30.96
26	MP4A	Z	71.626	30.96
27	MP4A	Mx	0	30.96
28	MP4A	X	0	54.96
29	MP4A	Z	71.626	54.96
30	MP4A	Mx	0	54.96
31	MP4B	X	0	30.96
32	MP4B	Z	38.938	30.96
33	MP4B	Mx	-.025	30.96
34	MP4B	X	0	54.96
35	MP4B	Z	38.938	54.96
36	MP4B	Mx	-.025	54.96
37	MP4C	X	0	30.96
38	MP4C	Z	38.938	30.96
39	MP4C	Mx	.025	30.96
40	MP4C	X	0	54.96
41	MP4C	Z	38.938	54.96
42	MP4C	Mx	.025	54.96
43	MP2A	X	0	30
44	MP2A	Z	10.409	30
45	MP2A	Mx	-.003	30
46	MP2B	X	0	30
47	MP2B	Z	10.409	30
48	MP2B	Mx	-.003	30
49	MP2C	X	0	30
50	MP2C	Z	10.409	30
51	MP2C	Mx	-.003	30
52	OVP	X	0	12
53	OVP	Z	116.411	12
54	OVP	Mx	0	12
55	MP3A	X	0	48
56	MP3A	Z	52.272	48
57	MP3A	Mx	-.013	48
58	MP3B	X	0	48
59	MP3B	Z	52.272	48



Company :  
 Designer :  
 Job Number :  
 Model Name :

June 23, 2021  
 12:32 PM  
 Checked By: \_\_\_\_\_

**Member Point Loads (BLC 9 : Antenna Wo (180 Deg)) (Continued)**

	Member Label	Direction	Magnitude[lb.k-ft]	Location[in,%]
60	MP3B	Mx	-.013	48
61	MP3C	X	0	48
62	MP3C	Z	52.272	48
63	MP3C	Mx	-.013	48
64	MP2A	X	0	48
65	MP2A	Z	50.462	48
66	MP2A	Mx	-.013	48
67	MP2B	X	0	48
68	MP2B	Z	50.462	48
69	MP2B	Mx	-.013	48
70	MP2C	X	0	48
71	MP2C	Z	50.462	48
72	MP2C	Mx	-.013	48
73	MP2A	X	0	21.48
74	MP2A	Z	138.833	21.48
75	MP2A	Mx	.093	21.48
76	MP2A	X	0	69.48
77	MP2A	Z	138.833	69.48
78	MP2A	Mx	.093	69.48
79	MP2B	X	0	21.48
80	MP2B	Z	103.096	21.48
81	MP2B	Mx	-.101	21.48
82	MP2B	X	0	69.48
83	MP2B	Z	103.096	69.48
84	MP2B	Mx	-.101	69.48
85	MP2C	X	0	21.48
86	MP2C	Z	103.096	21.48
87	MP2C	Mx	.033	21.48
88	MP2C	X	0	69.48
89	MP2C	Z	103.096	69.48
90	MP2C	Mx	.033	69.48
91	MP2A	X	0	21.48
92	MP2A	Z	138.833	21.48
93	MP2A	Mx	-.093	21.48
94	MP2A	X	0	69.48
95	MP2A	Z	138.833	69.48
96	MP2A	Mx	-.093	69.48
97	MP2B	X	0	21.48
98	MP2B	Z	103.096	21.48
99	MP2B	Mx	-.033	21.48
100	MP2B	X	0	69.48
101	MP2B	Z	103.096	69.48
102	MP2B	Mx	-.033	69.48
103	MP2C	X	0	21.48
104	MP2C	Z	103.096	21.48
105	MP2C	Mx	.101	21.48
106	MP2C	X	0	69.48
107	MP2C	Z	103.096	69.48
108	MP2C	Mx	.101	69.48
109	MP5A	X	0	18.96
110	MP5A	Z	87.78	18.96
111	MP5A	Mx	0	18.96
112	MP5A	X	0	66.96
113	MP5A	Z	87.78	66.96
114	MP5A	Mx	0	66.96
115	MP5B	X	0	18.96
116	MP5B	Z	74.073	18.96



Company :  
 Designer :  
 Job Number :  
 Model Name :

June 23, 2021  
 12:32 PM  
 Checked By: \_\_\_\_\_

**Member Point Loads (BLC 9 : Antenna Wo (180 Deg)) (Continued)**

	Member Label	Direction	Magnitude[lb.k-ft]	Location[in,%]
117	MP5B	Mx	-.048	18.96
118	MP5B	X	0	66.96
119	MP5B	Z	74.073	66.96
120	MP5B	Mx	-.048	66.96
121	MP5C	X	0	18.96
122	MP5C	Z	74.073	18.96
123	MP5C	Mx	.048	18.96
124	MP5C	X	0	66.96
125	MP5C	Z	74.073	66.96
126	MP5C	Mx	.048	66.96

**Member Point Loads (BLC 10 : Antenna Wo (210 Deg))**

	Member Label	Direction	Magnitude[lb.k-ft]	Location[in,%]
1	MP5B	X	-3.81	12
2	MP5B	Z	6.599	12
3	MP5B	Mx	0	12
4	MP5C	X	-3.81	12
5	MP5C	Z	6.599	12
6	MP5C	Mx	0	12
7	MP1A	X	-5.419	30.96
8	MP1A	Z	9.385	30.96
9	MP1A	Mx	.004	30.96
10	MP1A	X	-5.419	54.96
11	MP1A	Z	9.385	54.96
12	MP1A	Mx	.004	54.96
13	MP1B	X	-1.33	30.96
14	MP1B	Z	2.303	30.96
15	MP1B	Mx	-.002	30.96
16	MP1B	X	-1.33	54.96
17	MP1B	Z	2.303	54.96
18	MP1B	Mx	-.002	54.96
19	MP1C	X	-5.419	30.96
20	MP1C	Z	9.385	30.96
21	MP1C	Mx	.004	30.96
22	MP1C	X	-5.419	54.96
23	MP1C	Z	9.385	54.96
24	MP1C	Mx	.004	54.96
25	MP4A	X	-30.365	30.96
26	MP4A	Z	52.594	30.96
27	MP4A	Mx	.023	30.96
28	MP4A	X	-30.365	54.96
29	MP4A	Z	52.594	54.96
30	MP4A	Mx	.023	54.96
31	MP4B	X	-14.021	30.96
32	MP4B	Z	24.285	30.96
33	MP4B	Mx	-.021	30.96
34	MP4B	X	-14.021	54.96
35	MP4B	Z	24.285	54.96
36	MP4B	Mx	-.021	54.96
37	MP4C	X	-30.365	30.96
38	MP4C	Z	52.594	30.96
39	MP4C	Mx	.023	30.96
40	MP4C	X	-30.365	54.96
41	MP4C	Z	52.594	54.96
42	MP4C	Mx	.023	54.96
43	MP2A	X	-4.336	30



Company :  
 Designer :  
 Job Number :  
 Model Name :

June 23, 2021  
 12:32 PM  
 Checked By: \_\_\_\_\_

**Member Point Loads (BLC 10 : Antenna Wo (210 Deg)) (Continued)**

	Member Label	Direction	Magnitude[lb.k-ft]	Location[in,%]
44	MP2A	Z	7.51	30
45	MP2A	Mx	-0.004	30
46	MP2B	X	-4.336	30
47	MP2B	Z	7.51	30
48	MP2B	Mx	-0.004	30
49	MP2C	X	-4.336	30
50	MP2C	Z	7.51	30
51	MP2C	Mx	-0.004	30
52	OVP	X	-50.872	12
53	OVP	Z	88.112	12
54	OVP	Mx	0	12
55	MP3A	X	-21.412	48
56	MP3A	Z	37.086	48
57	MP3A	Mx	-0.019	48
58	MP3B	X	-21.412	48
59	MP3B	Z	37.086	48
60	MP3B	Mx	-0.019	48
61	MP3C	X	-21.412	48
62	MP3C	Z	37.086	48
63	MP3C	Mx	-0.019	48
64	MP2A	X	-18.697	48
65	MP2A	Z	32.384	48
66	MP2A	Mx	-0.016	48
67	MP2B	X	-18.697	48
68	MP2B	Z	32.384	48
69	MP2B	Mx	-0.016	48
70	MP2C	X	-18.697	48
71	MP2C	Z	32.384	48
72	MP2C	Mx	-0.016	48
73	MP2A	X	-63.46	21.48
74	MP2A	Z	109.916	21.48
75	MP2A	Mx	.121	21.48
76	MP2A	X	-63.46	69.48
77	MP2A	Z	109.916	69.48
78	MP2A	Mx	.121	69.48
79	MP2B	X	-45.592	21.48
80	MP2B	Z	78.967	21.48
81	MP2B	Mx	-0.068	21.48
82	MP2B	X	-45.592	69.48
83	MP2B	Z	78.967	69.48
84	MP2B	Mx	-0.068	69.48
85	MP2C	X	-63.46	21.48
86	MP2C	Z	109.916	21.48
87	MP2C	Mx	-0.026	21.48
88	MP2C	X	-63.46	69.48
89	MP2C	Z	109.916	69.48
90	MP2C	Mx	-0.026	69.48
91	MP2A	X	-63.46	21.48
92	MP2A	Z	109.916	21.48
93	MP2A	Mx	-0.026	21.48
94	MP2A	X	-63.46	69.48
95	MP2A	Z	109.916	69.48
96	MP2A	Mx	-0.026	69.48
97	MP2B	X	-45.592	21.48
98	MP2B	Z	78.967	21.48
99	MP2B	Mx	-0.068	21.48
100	MP2B	X	-45.592	69.48

**Member Point Loads (BLC 10 : Antenna Wo (210 Deg)) (Continued)**

	Member Label	Direction	Magnitude[lb.k-ft]	Location[in,%]
101	MP2B	Z	78.967	69.48
102	MP2B	Mx	-.068	69.48
103	MP2C	X	-63.46	21.48
104	MP2C	Z	109.916	21.48
105	MP2C	Mx	.121	21.48
106	MP2C	X	-63.46	69.48
107	MP2C	Z	109.916	69.48
108	MP2C	Mx	.121	69.48
109	MP5A	X	-41.606	18.96
110	MP5A	Z	72.063	18.96
111	MP5A	Mx	.031	18.96
112	MP5A	X	-41.606	66.96
113	MP5A	Z	72.063	66.96
114	MP5A	Mx	.031	66.96
115	MP5B	X	-34.752	18.96
116	MP5B	Z	60.192	18.96
117	MP5B	Mx	-.052	18.96
118	MP5B	X	-34.752	66.96
119	MP5B	Z	60.192	66.96
120	MP5B	Mx	-.052	66.96
121	MP5C	X	-41.606	18.96
122	MP5C	Z	72.063	18.96
123	MP5C	Mx	.031	18.96
124	MP5C	X	-41.606	66.96
125	MP5C	Z	72.063	66.96
126	MP5C	Mx	.031	66.96

**Member Point Loads (BLC 11 : Antenna Wo (240 Deg))**

	Member Label	Direction	Magnitude[lb.k-ft]	Location[in,%]
1	MP5B	X	0	12
2	MP5B	Z	0	12
3	MP5B	Mx	0	12
4	MP5C	X	0	12
5	MP5C	Z	0	12
6	MP5C	Mx	0	12
7	MP1A	X	-4.664	30.96
8	MP1A	Z	2.693	30.96
9	MP1A	Mx	.003	30.96
10	MP1A	X	-4.664	54.96
11	MP1A	Z	2.693	54.96
12	MP1A	Mx	.003	54.96
13	MP1B	X	-4.664	30.96
14	MP1B	Z	2.693	30.96
15	MP1B	Mx	-.003	30.96
16	MP1B	X	-4.664	54.96
17	MP1B	Z	2.693	54.96
18	MP1B	Mx	-.003	54.96
19	MP1C	X	-11.746	30.96
20	MP1C	Z	6.782	30.96
21	MP1C	Mx	0	30.96
22	MP1C	X	-11.746	54.96
23	MP1C	Z	6.782	54.96
24	MP1C	Mx	0	54.96
25	MP4A	X	-33.721	30.96
26	MP4A	Z	19.469	30.96
27	MP4A	Mx	.025	30.96

**Member Point Loads (BLC 11 : Antenna Wo (240 Deg)) (Continued)**

	Member Label	Direction	Magnitude[lb.k-ft]	Location[in,%]
28	MP4A	X	-33.721	54.96
29	MP4A	Z	19.469	54.96
30	MP4A	Mx	.025	54.96
31	MP4B	X	-33.721	30.96
32	MP4B	Z	19.469	30.96
33	MP4B	Mx	-.025	30.96
34	MP4B	X	-33.721	54.96
35	MP4B	Z	19.469	54.96
36	MP4B	Mx	-.025	54.96
37	MP4C	X	-62.03	30.96
38	MP4C	Z	35.813	30.96
39	MP4C	Mx	0	30.96
40	MP4C	X	-62.03	54.96
41	MP4C	Z	35.813	54.96
42	MP4C	Mx	0	54.96
43	MP2A	X	-6.757	30
44	MP2A	Z	3.901	30
45	MP2A	Mx	-.004	30
46	MP2B	X	-6.757	30
47	MP2B	Z	3.901	30
48	MP2B	Mx	-.004	30
49	MP2C	X	-6.757	30
50	MP2C	Z	3.901	30
51	MP2C	Mx	-.004	30
52	OVP	X	-81.761	12
53	OVP	Z	47.205	12
54	OVP	Mx	0	12
55	MP3A	X	-32.995	48
56	MP3A	Z	19.049	48
57	MP3A	Mx	-.019	48
58	MP3B	X	-32.995	48
59	MP3B	Z	19.049	48
60	MP3B	Mx	-.019	48
61	MP3C	X	-32.995	48
62	MP3C	Z	19.049	48
63	MP3C	Mx	-.019	48
64	MP2A	X	-26.726	48
65	MP2A	Z	15.43	48
66	MP2A	Mx	-.015	48
67	MP2B	X	-26.726	48
68	MP2B	Z	15.43	48
69	MP2B	Mx	-.015	48
70	MP2C	X	-26.726	48
71	MP2C	Z	15.43	48
72	MP2C	Mx	-.015	48
73	MP2A	X	-89.284	21.48
74	MP2A	Z	51.548	21.48
75	MP2A	Mx	.101	21.48
76	MP2A	X	-89.284	69.48
77	MP2A	Z	51.548	69.48
78	MP2A	Mx	.101	69.48
79	MP2B	X	-89.284	21.48
80	MP2B	Z	51.548	21.48
81	MP2B	Mx	-.033	21.48
82	MP2B	X	-89.284	69.48
83	MP2B	Z	51.548	69.48
84	MP2B	Mx	-.033	69.48



Company :  
 Designer :  
 Job Number :  
 Model Name :

June 23, 2021  
 12:32 PM  
 Checked By: \_\_\_\_\_

**Member Point Loads (BLC 11 : Antenna Wo (240 Deg)) (Continued)**

	Member Label	Direction	Magnitude[lb.k-ft]	Location[in,%]
85	MP2C	X	-120.233	21.48
86	MP2C	Z	69.416	21.48
87	MP2C	Mx	-.093	21.48
88	MP2C	X	-120.233	69.48
89	MP2C	Z	69.416	69.48
90	MP2C	Mx	-.093	69.48
91	MP2A	X	-89.284	21.48
92	MP2A	Z	51.548	21.48
93	MP2A	Mx	.033	21.48
94	MP2A	X	-89.284	69.48
95	MP2A	Z	51.548	69.48
96	MP2A	Mx	.033	69.48
97	MP2B	X	-89.284	21.48
98	MP2B	Z	51.548	21.48
99	MP2B	Mx	-.101	21.48
100	MP2B	X	-89.284	69.48
101	MP2B	Z	51.548	69.48
102	MP2B	Mx	-.101	69.48
103	MP2C	X	-120.233	21.48
104	MP2C	Z	69.416	21.48
105	MP2C	Mx	.093	21.48
106	MP2C	X	-120.233	69.48
107	MP2C	Z	69.416	69.48
108	MP2C	Mx	.093	69.48
109	MP5A	X	-64.149	18.96
110	MP5A	Z	37.037	18.96
111	MP5A	Mx	.048	18.96
112	MP5A	X	-64.149	66.96
113	MP5A	Z	37.037	66.96
114	MP5A	Mx	.048	66.96
115	MP5B	X	-64.149	18.96
116	MP5B	Z	37.037	18.96
117	MP5B	Mx	-.048	18.96
118	MP5B	X	-64.149	66.96
119	MP5B	Z	37.037	66.96
120	MP5B	Mx	-.048	66.96
121	MP5C	X	-76.02	18.96
122	MP5C	Z	43.89	18.96
123	MP5C	Mx	0	18.96
124	MP5C	X	-76.02	66.96
125	MP5C	Z	43.89	66.96
126	MP5C	Mx	0	66.96

**Member Point Loads (BLC 12 : Antenna Wo (270 Deg))**

	Member Label	Direction	Magnitude[lb.k-ft]	Location[in,%]
1	MP5B	X	-7.62	12
2	MP5B	Z	0	12
3	MP5B	Mx	0	12
4	MP5C	X	-7.62	12
5	MP5C	Z	0	12
6	MP5C	Mx	0	12
7	MP1A	X	-2.66	30.96
8	MP1A	Z	0	30.96
9	MP1A	Mx	.002	30.96
10	MP1A	X	-2.66	54.96
11	MP1A	Z	0	54.96

**Member Point Loads (BLC 12 : Antenna Wo (270 Deg)) (Continued)**

	Member Label	Direction	Magnitude[lb.k-ft]	Location[in,%]
12	MP1A	Mx	.002	54.96
13	MP1B	X	-10.837	30.96
14	MP1B	Z	0	30.96
15	MP1B	Mx	-.004	30.96
16	MP1B	X	-10.837	54.96
17	MP1B	Z	0	54.96
18	MP1B	Mx	-.004	54.96
19	MP1C	X	-10.837	30.96
20	MP1C	Z	0	30.96
21	MP1C	Mx	-.004	30.96
22	MP1C	X	-10.837	54.96
23	MP1C	Z	0	54.96
24	MP1C	Mx	-.004	54.96
25	MP4A	X	-28.041	30.96
26	MP4A	Z	0	30.96
27	MP4A	Mx	.021	30.96
28	MP4A	X	-28.041	54.96
29	MP4A	Z	0	54.96
30	MP4A	Mx	.021	54.96
31	MP4B	X	-60.73	30.96
32	MP4B	Z	0	30.96
33	MP4B	Mx	-.023	30.96
34	MP4B	X	-60.73	54.96
35	MP4B	Z	0	54.96
36	MP4B	Mx	-.023	54.96
37	MP4C	X	-60.73	30.96
38	MP4C	Z	0	30.96
39	MP4C	Mx	-.023	30.96
40	MP4C	X	-60.73	54.96
41	MP4C	Z	0	54.96
42	MP4C	Mx	-.023	54.96
43	MP2A	X	-8.671	30
44	MP2A	Z	0	30
45	MP2A	Mx	-.004	30
46	MP2B	X	-8.671	30
47	MP2B	Z	0	30
48	MP2B	Mx	-.004	30
49	MP2C	X	-8.671	30
50	MP2C	Z	0	30
51	MP2C	Mx	-.004	30
52	OVP	X	-101.743	12
53	OVP	Z	0	12
54	OVP	Mx	0	12
55	MP3A	X	-42.823	48
56	MP3A	Z	0	48
57	MP3A	Mx	-.019	48
58	MP3B	X	-42.823	48
59	MP3B	Z	0	48
60	MP3B	Mx	-.019	48
61	MP3C	X	-42.823	48
62	MP3C	Z	0	48
63	MP3C	Mx	-.019	48
64	MP2A	X	-37.394	48
65	MP2A	Z	0	48
66	MP2A	Mx	-.016	48
67	MP2B	X	-37.394	48
68	MP2B	Z	0	48





Company :  
 Designer :  
 Job Number :  
 Model Name :

June 23, 2021  
 12:32 PM  
 Checked By: \_\_\_\_\_

**Member Point Loads (BLC 12 : Antenna Wo (270 Deg)) (Continued)**

	Member Label	Direction	Magnitude[lb.k-ft]	Location[in,%]
69	MP2B	Mx	-.016	48
70	MP2C	X	-37.394	48
71	MP2C	Z	0	48
72	MP2C	Mx	-.016	48
73	MP2A	X	-91.184	21.48
74	MP2A	Z	0	21.48
75	MP2A	Mx	.068	21.48
76	MP2A	X	-91.184	69.48
77	MP2A	Z	0	69.48
78	MP2A	Mx	.068	69.48
79	MP2B	X	-126.92	21.48
80	MP2B	Z	0	21.48
81	MP2B	Mx	.026	21.48
82	MP2B	X	-126.92	69.48
83	MP2B	Z	0	69.48
84	MP2B	Mx	.026	69.48
85	MP2C	X	-126.92	21.48
86	MP2C	Z	0	21.48
87	MP2C	Mx	-.121	21.48
88	MP2C	X	-126.92	69.48
89	MP2C	Z	0	69.48
90	MP2C	Mx	-.121	69.48
91	MP2A	X	-91.184	21.48
92	MP2A	Z	0	21.48
93	MP2A	Mx	.068	21.48
94	MP2A	X	-91.184	69.48
95	MP2A	Z	0	69.48
96	MP2A	Mx	.068	69.48
97	MP2B	X	-126.92	21.48
98	MP2B	Z	0	21.48
99	MP2B	Mx	-.121	21.48
100	MP2B	X	-126.92	69.48
101	MP2B	Z	0	69.48
102	MP2B	Mx	-.121	69.48
103	MP2C	X	-126.92	21.48
104	MP2C	Z	0	21.48
105	MP2C	Mx	.026	21.48
106	MP2C	X	-126.92	69.48
107	MP2C	Z	0	69.48
108	MP2C	Mx	.026	69.48
109	MP5A	X	-69.504	18.96
110	MP5A	Z	0	18.96
111	MP5A	Mx	.052	18.96
112	MP5A	X	-69.504	66.96
113	MP5A	Z	0	66.96
114	MP5A	Mx	.052	66.96
115	MP5B	X	-83.211	18.96
116	MP5B	Z	0	18.96
117	MP5B	Mx	-.031	18.96
118	MP5B	X	-83.211	66.96
119	MP5B	Z	0	66.96
120	MP5B	Mx	-.031	66.96
121	MP5C	X	-83.211	18.96
122	MP5C	Z	0	18.96
123	MP5C	Mx	-.031	18.96
124	MP5C	X	-83.211	66.96
125	MP5C	Z	0	66.96



Company :  
 Designer :  
 Job Number :  
 Model Name :

June 23, 2021  
 12:32 PM  
 Checked By: \_\_\_\_\_

**Member Point Loads (BLC 12 : Antenna Wo (270 Deg)) (Continued)**

	Member Label	Direction	Magnitude[lb.k-ft]	Location[in,%]
126	MP5C	Mx	-.031	66.96

**Member Point Loads (BLC 13 : Antenna Wo (300 Deg))**

	Member Label	Direction	Magnitude[lb.k-ft]	Location[in,%]
1	MP5B	X	-19.797	12
2	MP5B	Z	-11.43	12
3	MP5B	Mx	0	12
4	MP5C	X	-19.797	12
5	MP5C	Z	-11.43	12
6	MP5C	Mx	0	12
7	MP1A	X	-4.664	30.96
8	MP1A	Z	-2.693	30.96
9	MP1A	Mx	.003	30.96
10	MP1A	X	-4.664	54.96
11	MP1A	Z	-2.693	54.96
12	MP1A	Mx	.003	54.96
13	MP1B	X	-11.746	30.96
14	MP1B	Z	-6.782	30.96
15	MP1B	Mx	0	30.96
16	MP1B	X	-11.746	54.96
17	MP1B	Z	-6.782	54.96
18	MP1B	Mx	0	54.96
19	MP1C	X	-4.664	30.96
20	MP1C	Z	-2.693	30.96
21	MP1C	Mx	-.003	30.96
22	MP1C	X	-4.664	54.96
23	MP1C	Z	-2.693	54.96
24	MP1C	Mx	-.003	54.96
25	MP4A	X	-33.721	30.96
26	MP4A	Z	-19.469	30.96
27	MP4A	Mx	.025	30.96
28	MP4A	X	-33.721	54.96
29	MP4A	Z	-19.469	54.96
30	MP4A	Mx	.025	54.96
31	MP4B	X	-62.03	30.96
32	MP4B	Z	-35.813	30.96
33	MP4B	Mx	0	30.96
34	MP4B	X	-62.03	54.96
35	MP4B	Z	-35.813	54.96
36	MP4B	Mx	0	54.96
37	MP4C	X	-33.721	30.96
38	MP4C	Z	-19.469	30.96
39	MP4C	Mx	-.025	30.96
40	MP4C	X	-33.721	54.96
41	MP4C	Z	-19.469	54.96
42	MP4C	Mx	-.025	54.96
43	MP2A	X	-9.014	30
44	MP2A	Z	-5.204	30
45	MP2A	Mx	-.003	30
46	MP2B	X	-9.014	30
47	MP2B	Z	-5.204	30
48	MP2B	Mx	-.003	30
49	MP2C	X	-9.014	30
50	MP2C	Z	-5.204	30
51	MP2C	Mx	-.003	30
52	OVP	X	-100.815	12



Company :  
 Designer :  
 Job Number :  
 Model Name :

June 23, 2021  
 12:32 PM  
 Checked By: \_\_\_\_\_

**Member Point Loads (BLC 13 : Antenna Wo (300 Deg)) (Continued)**

	Member Label	Direction	Magnitude[lb.k-ft]	Location[in,%]
53	OVP	Z	-58.206	12
54	OVP	Mx	0	12
55	MP3A	X	-45.269	48
56	MP3A	Z	-26.136	48
57	MP3A	Mx	-.013	48
58	MP3B	X	-45.269	48
59	MP3B	Z	-26.136	48
60	MP3B	Mx	-.013	48
61	MP3C	X	-45.269	48
62	MP3C	Z	-26.136	48
63	MP3C	Mx	-.013	48
64	MP2A	X	-43.701	48
65	MP2A	Z	-25.231	48
66	MP2A	Mx	-.013	48
67	MP2B	X	-43.701	48
68	MP2B	Z	-25.231	48
69	MP2B	Mx	-.013	48
70	MP2C	X	-43.701	48
71	MP2C	Z	-25.231	48
72	MP2C	Mx	-.013	48
73	MP2A	X	-89.284	21.48
74	MP2A	Z	-51.548	21.48
75	MP2A	Mx	.033	21.48
76	MP2A	X	-89.284	69.48
77	MP2A	Z	-51.548	69.48
78	MP2A	Mx	.033	69.48
79	MP2B	X	-120.233	21.48
80	MP2B	Z	-69.416	21.48
81	MP2B	Mx	.093	21.48
82	MP2B	X	-120.233	69.48
83	MP2B	Z	-69.416	69.48
84	MP2B	Mx	.093	69.48
85	MP2C	X	-89.284	21.48
86	MP2C	Z	-51.548	21.48
87	MP2C	Mx	-.101	21.48
88	MP2C	X	-89.284	69.48
89	MP2C	Z	-51.548	69.48
90	MP2C	Mx	-.101	69.48
91	MP2A	X	-89.284	21.48
92	MP2A	Z	-51.548	21.48
93	MP2A	Mx	.101	21.48
94	MP2A	X	-89.284	69.48
95	MP2A	Z	-51.548	69.48
96	MP2A	Mx	.101	69.48
97	MP2B	X	-120.233	21.48
98	MP2B	Z	-69.416	21.48
99	MP2B	Mx	-.093	21.48
100	MP2B	X	-120.233	69.48
101	MP2B	Z	-69.416	69.48
102	MP2B	Mx	-.093	69.48
103	MP2C	X	-89.284	21.48
104	MP2C	Z	-51.548	21.48
105	MP2C	Mx	-.033	21.48
106	MP2C	X	-89.284	69.48
107	MP2C	Z	-51.548	69.48
108	MP2C	Mx	-.033	69.48
109	MP5A	X	-64.149	18.96



Company :  
 Designer :  
 Job Number :  
 Model Name :

June 23, 2021  
 12:32 PM  
 Checked By: \_\_\_\_\_

**Member Point Loads (BLC 13 : Antenna Wo (300 Deg)) (Continued)**

	Member Label	Direction	Magnitude[lb.k-ft]	Location[in,%]
110	MP5A	Z	-37.037	18.96
111	MP5A	Mx	.048	18.96
112	MP5A	X	-64.149	66.96
113	MP5A	Z	-37.037	66.96
114	MP5A	Mx	.048	66.96
115	MP5B	X	-76.02	18.96
116	MP5B	Z	-43.89	18.96
117	MP5B	Mx	0	18.96
118	MP5B	X	-76.02	66.96
119	MP5B	Z	-43.89	66.96
120	MP5B	Mx	0	66.96
121	MP5C	X	-64.149	18.96
122	MP5C	Z	-37.037	18.96
123	MP5C	Mx	-.048	18.96
124	MP5C	X	-64.149	66.96
125	MP5C	Z	-37.037	66.96
126	MP5C	Mx	-.048	66.96

**Member Point Loads (BLC 14 : Antenna Wo (330 Deg))**

	Member Label	Direction	Magnitude[lb.k-ft]	Location[in,%]
1	MP5B	X	-15.24	12
2	MP5B	Z	-26.396	12
3	MP5B	Mx	0	12
4	MP5C	X	-15.24	12
5	MP5C	Z	-26.396	12
6	MP5C	Mx	0	12
7	MP1A	X	-5.419	30.96
8	MP1A	Z	-9.385	30.96
9	MP1A	Mx	.004	30.96
10	MP1A	X	-5.419	54.96
11	MP1A	Z	-9.385	54.96
12	MP1A	Mx	.004	54.96
13	MP1B	X	-5.419	30.96
14	MP1B	Z	-9.385	30.96
15	MP1B	Mx	.004	30.96
16	MP1B	X	-5.419	54.96
17	MP1B	Z	-9.385	54.96
18	MP1B	Mx	.004	54.96
19	MP1C	X	-1.33	30.96
20	MP1C	Z	-2.303	30.96
21	MP1C	Mx	-.002	30.96
22	MP1C	X	-1.33	54.96
23	MP1C	Z	-2.303	54.96
24	MP1C	Mx	-.002	54.96
25	MP4A	X	-30.365	30.96
26	MP4A	Z	-52.594	30.96
27	MP4A	Mx	.023	30.96
28	MP4A	X	-30.365	54.96
29	MP4A	Z	-52.594	54.96
30	MP4A	Mx	.023	54.96
31	MP4B	X	-30.365	30.96
32	MP4B	Z	-52.594	30.96
33	MP4B	Mx	.023	30.96
34	MP4B	X	-30.365	54.96
35	MP4B	Z	-52.594	54.96
36	MP4B	Mx	.023	54.96



Company :  
 Designer :  
 Job Number :  
 Model Name :

June 23, 2021  
 12:32 PM  
 Checked By: \_\_\_\_\_

**Member Point Loads (BLC 14 : Antenna Wo (330 Deg)) (Continued)**

	Member Label	Direction	Magnitude[lb.k-ft]	Location[in,%]
37	MP4C	X	-14.021	30.96
38	MP4C	Z	-24.285	30.96
39	MP4C	Mx	-.021	30.96
40	MP4C	X	-14.021	54.96
41	MP4C	Z	-24.285	54.96
42	MP4C	Mx	-.021	54.96
43	MP2A	X	-5.639	30
44	MP2A	Z	-9.766	30
45	MP2A	Mx	0	30
46	MP2B	X	-5.639	30
47	MP2B	Z	-9.766	30
48	MP2B	Mx	0	30
49	MP2C	X	-5.639	30
50	MP2C	Z	-9.766	30
51	MP2C	Mx	0	30
52	OVP	X	-61.873	12
53	OVP	Z	-107.167	12
54	OVP	Mx	0	12
55	MP3A	X	-28.498	48
56	MP3A	Z	-49.36	48
57	MP3A	Mx	0	48
58	MP3B	X	-28.498	48
59	MP3B	Z	-49.36	48
60	MP3B	Mx	0	48
61	MP3C	X	-28.498	48
62	MP3C	Z	-49.36	48
63	MP3C	Mx	0	48
64	MP2A	X	-28.498	48
65	MP2A	Z	-49.36	48
66	MP2A	Mx	0	48
67	MP2B	X	-28.498	48
68	MP2B	Z	-49.36	48
69	MP2B	Mx	0	48
70	MP2C	X	-28.498	48
71	MP2C	Z	-49.36	48
72	MP2C	Mx	0	48
73	MP2A	X	-63.46	21.48
74	MP2A	Z	-109.916	21.48
75	MP2A	Mx	-.026	21.48
76	MP2A	X	-63.46	69.48
77	MP2A	Z	-109.916	69.48
78	MP2A	Mx	-.026	69.48
79	MP2B	X	-63.46	21.48
80	MP2B	Z	-109.916	21.48
81	MP2B	Mx	.121	21.48
82	MP2B	X	-63.46	69.48
83	MP2B	Z	-109.916	69.48
84	MP2B	Mx	.121	69.48
85	MP2C	X	-45.592	21.48
86	MP2C	Z	-78.967	21.48
87	MP2C	Mx	-.068	21.48
88	MP2C	X	-45.592	69.48
89	MP2C	Z	-78.967	69.48
90	MP2C	Mx	-.068	69.48
91	MP2A	X	-63.46	21.48
92	MP2A	Z	-109.916	21.48
93	MP2A	Mx	.121	21.48

**Member Point Loads (BLC 14 : Antenna Wo (330 Deg)) (Continued)**

	Member Label	Direction	Magnitude[lb.k-ft]	Location[in,%]
94	MP2A	X	-63.46	69.48
95	MP2A	Z	-109.916	69.48
96	MP2A	Mx	.121	69.48
97	MP2B	X	-63.46	21.48
98	MP2B	Z	-109.916	21.48
99	MP2B	Mx	-.026	21.48
100	MP2B	X	-63.46	69.48
101	MP2B	Z	-109.916	69.48
102	MP2B	Mx	-.026	69.48
103	MP2C	X	-45.592	21.48
104	MP2C	Z	-78.967	21.48
105	MP2C	Mx	-.068	21.48
106	MP2C	X	-45.592	69.48
107	MP2C	Z	-78.967	69.48
108	MP2C	Mx	-.068	69.48
109	MP5A	X	-41.606	18.96
110	MP5A	Z	-72.063	18.96
111	MP5A	Mx	.031	18.96
112	MP5A	X	-41.606	66.96
113	MP5A	Z	-72.063	66.96
114	MP5A	Mx	.031	66.96
115	MP5B	X	-41.606	18.96
116	MP5B	Z	-72.063	18.96
117	MP5B	Mx	.031	18.96
118	MP5B	X	-41.606	66.96
119	MP5B	Z	-72.063	66.96
120	MP5B	Mx	.031	66.96
121	MP5C	X	-34.752	18.96
122	MP5C	Z	-60.192	18.96
123	MP5C	Mx	-.052	18.96
124	MP5C	X	-34.752	66.96
125	MP5C	Z	-60.192	66.96
126	MP5C	Mx	-.052	66.96

**Member Point Loads (BLC 15 : Antenna Wi (0 Deg))**

	Member Label	Direction	Magnitude[lb.k-ft]	Location[in,%]
1	MP5B	X	0	12
2	MP5B	Z	-9.753	12
3	MP5B	Mx	0	12
4	MP5C	X	0	12
5	MP5C	Z	-9.753	12
6	MP5C	Mx	0	12
7	MP1A	X	0	30.96
8	MP1A	Z	-3.136	30.96
9	MP1A	Mx	0	30.96
10	MP1A	X	0	54.96
11	MP1A	Z	-3.136	54.96
12	MP1A	Mx	0	54.96
13	MP1B	X	0	30.96
14	MP1B	Z	-1.47	30.96
15	MP1B	Mx	.000955	30.96
16	MP1B	X	0	54.96
17	MP1B	Z	-1.47	54.96
18	MP1B	Mx	.000955	54.96
19	MP1C	X	0	30.96
20	MP1C	Z	-1.47	30.96



Company :  
 Designer :  
 Job Number :  
 Model Name :

June 23, 2021  
 12:32 PM  
 Checked By: \_\_\_\_\_

**Member Point Loads (BLC 15 : Antenna Wi (0 Deg)) (Continued)**

	Member Label	Direction	Magnitude[lb.k-ft]	Location[in,%]
21	MP1C	Mx	-.000955	30.96
22	MP1C	X	0	54.96
23	MP1C	Z	-1.47	54.96
24	MP1C	Mx	-.000955	54.96
25	MP4A	X	0	30.96
26	MP4A	Z	-14.486	30.96
27	MP4A	Mx	0	30.96
28	MP4A	X	0	54.96
29	MP4A	Z	-14.486	54.96
30	MP4A	Mx	0	54.96
31	MP4B	X	0	30.96
32	MP4B	Z	-8.239	30.96
33	MP4B	Mx	.005	30.96
34	MP4B	X	0	54.96
35	MP4B	Z	-8.239	54.96
36	MP4B	Mx	.005	54.96
37	MP4C	X	0	30.96
38	MP4C	Z	-8.239	30.96
39	MP4C	Mx	-.005	30.96
40	MP4C	X	0	54.96
41	MP4C	Z	-8.239	54.96
42	MP4C	Mx	-.005	54.96
43	MP2A	X	0	30
44	MP2A	Z	-2.76	30
45	MP2A	Mx	.00069	30
46	MP2B	X	0	30
47	MP2B	Z	-2.76	30
48	MP2B	Mx	.00069	30
49	MP2C	X	0	30
50	MP2C	Z	-2.76	30
51	MP2C	Mx	.00069	30
52	OVP	X	0	12
53	OVP	Z	-23.717	12
54	OVP	Mx	0	12
55	MP3A	X	0	48
56	MP3A	Z	-11.262	48
57	MP3A	Mx	.003	48
58	MP3B	X	0	48
59	MP3B	Z	-11.262	48
60	MP3B	Mx	.003	48
61	MP3C	X	0	48
62	MP3C	Z	-11.262	48
63	MP3C	Mx	.003	48
64	MP2A	X	0	48
65	MP2A	Z	-10.909	48
66	MP2A	Mx	.003	48
67	MP2B	X	0	48
68	MP2B	Z	-10.909	48
69	MP2B	Mx	.003	48
70	MP2C	X	0	48
71	MP2C	Z	-10.909	48
72	MP2C	Mx	.003	48
73	MP2A	X	0	21.48
74	MP2A	Z	-27.254	21.48
75	MP2A	Mx	-.018	21.48
76	MP2A	X	0	69.48
77	MP2A	Z	-27.254	69.48



Company :  
 Designer :  
 Job Number :  
 Model Name :

June 23, 2021  
 12:32 PM  
 Checked By: \_\_\_\_\_

**Member Point Loads (BLC 15 : Antenna Wi (0 Deg)) (Continued)**

	Member Label	Direction	Magnitude[ lb.k-ft ]	Location[in,%]
78	MP2A	Mx	-.018	69.48
79	MP2B	X	0	21.48
80	MP2B	Z	-20.744	21.48
81	MP2B	Mx	.02	21.48
82	MP2B	X	0	69.48
83	MP2B	Z	-20.744	69.48
84	MP2B	Mx	.02	69.48
85	MP2C	X	0	21.48
86	MP2C	Z	-20.744	21.48
87	MP2C	Mx	-.007	21.48
88	MP2C	X	0	69.48
89	MP2C	Z	-20.744	69.48
90	MP2C	Mx	-.007	69.48
91	MP2A	X	0	21.48
92	MP2A	Z	-27.254	21.48
93	MP2A	Mx	.018	21.48
94	MP2A	X	0	69.48
95	MP2A	Z	-27.254	69.48
96	MP2A	Mx	.018	69.48
97	MP2B	X	0	21.48
98	MP2B	Z	-20.744	21.48
99	MP2B	Mx	.007	21.48
100	MP2B	X	0	69.48
101	MP2B	Z	-20.744	69.48
102	MP2B	Mx	.007	69.48
103	MP2C	X	0	21.48
104	MP2C	Z	-20.744	21.48
105	MP2C	Mx	-.02	21.48
106	MP2C	X	0	69.48
107	MP2C	Z	-20.744	69.48
108	MP2C	Mx	-.02	69.48
109	MP5A	X	0	18.96
110	MP5A	Z	-17.954	18.96
111	MP5A	Mx	0	18.96
112	MP5A	X	0	66.96
113	MP5A	Z	-17.954	66.96
114	MP5A	Mx	0	66.96
115	MP5B	X	0	18.96
116	MP5B	Z	-15.385	18.96
117	MP5B	Mx	.01	18.96
118	MP5B	X	0	66.96
119	MP5B	Z	-15.385	66.96
120	MP5B	Mx	.01	66.96
121	MP5C	X	0	18.96
122	MP5C	Z	-15.385	18.96
123	MP5C	Mx	-.01	18.96
124	MP5C	X	0	66.96
125	MP5C	Z	-15.385	66.96
126	MP5C	Mx	-.01	66.96

**Member Point Loads (BLC 16 : Antenna Wi (30 Deg))**

	Member Label	Direction	Magnitude[ lb.k-ft ]	Location[in,%]
1	MP5B	X	4.877	12
2	MP5B	Z	-8.447	12
3	MP5B	Mx	0	12
4	MP5C	X	4.877	12



**Member Point Loads (BLC 16 : Antenna Wi (30 Deg)) (Continued)**

	Member Label	Direction	Magnitude[lb.k-ft]	Location[in, %]
5	MP5C	Z	-8.447	12
6	MP5C	Mx	0	12
7	MP1A	X	1.29	30.96
8	MP1A	Z	-2.235	30.96
9	MP1A	Mx	-.000967	30.96
10	MP1A	X	1.29	54.96
11	MP1A	Z	-2.235	54.96
12	MP1A	Mx	-.000967	54.96
13	MP1B	X	.457	30.96
14	MP1B	Z	-.792	30.96
15	MP1B	Mx	.000686	30.96
16	MP1B	X	.457	54.96
17	MP1B	Z	-.792	54.96
18	MP1B	Mx	.000686	54.96
19	MP1C	X	1.29	30.96
20	MP1C	Z	-2.235	30.96
21	MP1C	Mx	-.000968	30.96
22	MP1C	X	1.29	54.96
23	MP1C	Z	-2.235	54.96
24	MP1C	Mx	-.000968	54.96
25	MP4A	X	6.202	30.96
26	MP4A	Z	-10.742	30.96
27	MP4A	Mx	-.005	30.96
28	MP4A	X	6.202	54.96
29	MP4A	Z	-10.742	54.96
30	MP4A	Mx	-.005	54.96
31	MP4B	X	3.079	30.96
32	MP4B	Z	-5.332	30.96
33	MP4B	Mx	.005	30.96
34	MP4B	X	3.079	54.96
35	MP4B	Z	-5.332	54.96
36	MP4B	Mx	.005	54.96
37	MP4C	X	6.202	30.96
38	MP4C	Z	-10.742	30.96
39	MP4C	Mx	-.005	30.96
40	MP4C	X	6.202	54.96
41	MP4C	Z	-10.742	54.96
42	MP4C	Mx	-.005	54.96
43	MP2A	X	1.196	30
44	MP2A	Z	-2.071	30
45	MP2A	Mx	.001	30
46	MP2B	X	1.196	30
47	MP2B	Z	-2.071	30
48	MP2B	Mx	.001	30
49	MP2C	X	1.196	30
50	MP2C	Z	-2.071	30
51	MP2C	Mx	.001	30
52	OVP	X	10.488	12
53	OVP	Z	-18.166	12
54	OVP	Mx	0	12
55	MP3A	X	4.701	48
56	MP3A	Z	-8.143	48
57	MP3A	Mx	.004	48
58	MP3B	X	4.701	48
59	MP3B	Z	-8.143	48
60	MP3B	Mx	.004	48
61	MP3C	X	4.701	48



Company :  
 Designer :  
 Job Number :  
 Model Name :

June 23, 2021  
 12:32 PM  
 Checked By: \_\_\_\_\_

**Member Point Loads (BLC 16 : Antenna Wi (30 Deg)) (Continued)**

	Member Label	Direction	Magnitude[lb.k-ft]	Location[in,%]
62	MP3C	Z	-8.143	48
63	MP3C	Mx	.004	48
64	MP2A	X	4.171	48
65	MP2A	Z	-7.224	48
66	MP2A	Mx	.004	48
67	MP2B	X	4.171	48
68	MP2B	Z	-7.224	48
69	MP2B	Mx	.004	48
70	MP2C	X	4.171	48
71	MP2C	Z	-7.224	48
72	MP2C	Mx	.004	48
73	MP2A	X	12.542	21.48
74	MP2A	Z	-21.723	21.48
75	MP2A	Mx	-.024	21.48
76	MP2A	X	12.542	69.48
77	MP2A	Z	-21.723	69.48
78	MP2A	Mx	-.024	69.48
79	MP2B	X	9.287	21.48
80	MP2B	Z	-16.086	21.48
81	MP2B	Mx	.014	21.48
82	MP2B	X	9.287	69.48
83	MP2B	Z	-16.086	69.48
84	MP2B	Mx	.014	69.48
85	MP2C	X	12.542	21.48
86	MP2C	Z	-21.723	21.48
87	MP2C	Mx	.005	21.48
88	MP2C	X	12.542	69.48
89	MP2C	Z	-21.723	69.48
90	MP2C	Mx	.005	69.48
91	MP2A	X	12.542	21.48
92	MP2A	Z	-21.723	21.48
93	MP2A	Mx	.005	21.48
94	MP2A	X	12.542	69.48
95	MP2A	Z	-21.723	69.48
96	MP2A	Mx	.005	69.48
97	MP2B	X	9.287	21.48
98	MP2B	Z	-16.086	21.48
99	MP2B	Mx	.014	21.48
100	MP2B	X	9.287	69.48
101	MP2B	Z	-16.086	69.48
102	MP2B	Mx	.014	69.48
103	MP2C	X	12.542	21.48
104	MP2C	Z	-21.723	21.48
105	MP2C	Mx	-.024	21.48
106	MP2C	X	12.542	69.48
107	MP2C	Z	-21.723	69.48
108	MP2C	Mx	-.024	69.48
109	MP5A	X	8.549	18.96
110	MP5A	Z	-14.807	18.96
111	MP5A	Mx	-.006	18.96
112	MP5A	X	8.549	66.96
113	MP5A	Z	-14.807	66.96
114	MP5A	Mx	-.006	66.96
115	MP5B	X	7.264	18.96
116	MP5B	Z	-12.582	18.96
117	MP5B	Mx	.011	18.96
118	MP5B	X	7.264	66.96



Company :  
 Designer :  
 Job Number :  
 Model Name :

June 23, 2021  
 12:32 PM  
 Checked By: \_\_\_\_\_

**Member Point Loads (BLC 16 : Antenna Wi (30 Deg)) (Continued)**

	Member Label	Direction	Magnitude[lb.k-ft]	Location[in,%]
119	MP5B	Z	-12.582	66.96
120	MP5B	Mx	.011	66.96
121	MP5C	X	8.549	18.96
122	MP5C	Z	-14.807	18.96
123	MP5C	Mx	-.006	18.96
124	MP5C	X	8.549	66.96
125	MP5C	Z	-14.807	66.96
126	MP5C	Mx	-.006	66.96

**Member Point Loads (BLC 17 : Antenna Wi (60 Deg))**

	Member Label	Direction	Magnitude[lb.k-ft]	Location[in,%]
1	MP5B	X	8.447	12
2	MP5B	Z	-4.877	12
3	MP5B	Mx	0	12
4	MP5C	X	8.447	12
5	MP5C	Z	-4.877	12
6	MP5C	Mx	0	12
7	MP1A	X	1.273	30.96
8	MP1A	Z	-.735	30.96
9	MP1A	Mx	-.000955	30.96
10	MP1A	X	1.273	54.96
11	MP1A	Z	-.735	54.96
12	MP1A	Mx	-.000955	54.96
13	MP1B	X	1.273	30.96
14	MP1B	Z	-.735	30.96
15	MP1B	Mx	.000955	30.96
16	MP1B	X	1.273	54.96
17	MP1B	Z	-.735	54.96
18	MP1B	Mx	.000955	54.96
19	MP1C	X	2.716	30.96
20	MP1C	Z	-1.568	30.96
21	MP1C	Mx	0	30.96
22	MP1C	X	2.716	54.96
23	MP1C	Z	-1.568	54.96
24	MP1C	Mx	0	54.96
25	MP4A	X	7.136	30.96
26	MP4A	Z	-4.12	30.96
27	MP4A	Mx	-.005	30.96
28	MP4A	X	7.136	54.96
29	MP4A	Z	-4.12	54.96
30	MP4A	Mx	-.005	54.96
31	MP4B	X	7.136	30.96
32	MP4B	Z	-4.12	30.96
33	MP4B	Mx	.005	30.96
34	MP4B	X	7.136	54.96
35	MP4B	Z	-4.12	54.96
36	MP4B	Mx	.005	54.96
37	MP4C	X	12.545	30.96
38	MP4C	Z	-7.243	30.96
39	MP4C	Mx	0	30.96
40	MP4C	X	12.545	54.96
41	MP4C	Z	-7.243	54.96
42	MP4C	Mx	0	54.96
43	MP2A	X	1.911	30
44	MP2A	Z	-1.103	30
45	MP2A	Mx	.001	30



Company :  
 Designer :  
 Job Number :  
 Model Name :

June 23, 2021  
 12:32 PM  
 Checked By: \_\_\_\_\_

**Member Point Loads (BLC 17 : Antenna Wi (60 Deg)) (Continued)**

	Member Label	Direction	Magnitude[lb.k-ft]	Location[in,%]
46	MP2B	X	1.911	30
47	MP2B	Z	-1.103	30
48	MP2B	Mx	.001	30
49	MP2C	X	1.911	30
50	MP2C	Z	-1.103	30
51	MP2C	Mx	.001	30
52	OVP	X	16.98	12
53	OVP	Z	-9.803	12
54	OVP	Mx	0	12
55	MP3A	X	7.337	48
56	MP3A	Z	-4.236	48
57	MP3A	Mx	.004	48
58	MP3B	X	7.337	48
59	MP3B	Z	-4.236	48
60	MP3B	Mx	.004	48
61	MP3C	X	7.337	48
62	MP3C	Z	-4.236	48
63	MP3C	Mx	.004	48
64	MP2A	X	6.113	48
65	MP2A	Z	-3.529	48
66	MP2A	Mx	.004	48
67	MP2B	X	6.113	48
68	MP2B	Z	-3.529	48
69	MP2B	Mx	.004	48
70	MP2C	X	6.113	48
71	MP2C	Z	-3.529	48
72	MP2C	Mx	.004	48
73	MP2A	X	17.965	21.48
74	MP2A	Z	-10.372	21.48
75	MP2A	Mx	-.02	21.48
76	MP2A	X	17.965	69.48
77	MP2A	Z	-10.372	69.48
78	MP2A	Mx	-.02	69.48
79	MP2B	X	17.965	21.48
80	MP2B	Z	-10.372	21.48
81	MP2B	Mx	.007	21.48
82	MP2B	X	17.965	69.48
83	MP2B	Z	-10.372	69.48
84	MP2B	Mx	.007	69.48
85	MP2C	X	23.603	21.48
86	MP2C	Z	-13.627	21.48
87	MP2C	Mx	.018	21.48
88	MP2C	X	23.603	69.48
89	MP2C	Z	-13.627	69.48
90	MP2C	Mx	.018	69.48
91	MP2A	X	17.965	21.48
92	MP2A	Z	-10.372	21.48
93	MP2A	Mx	-.007	21.48
94	MP2A	X	17.965	69.48
95	MP2A	Z	-10.372	69.48
96	MP2A	Mx	-.007	69.48
97	MP2B	X	17.965	21.48
98	MP2B	Z	-10.372	21.48
99	MP2B	Mx	.02	21.48
100	MP2B	X	17.965	69.48
101	MP2B	Z	-10.372	69.48
102	MP2B	Mx	.02	69.48



Company :  
 Designer :  
 Job Number :  
 Model Name :

June 23, 2021  
 12:32 PM  
 Checked By: \_\_\_\_\_

**Member Point Loads (BLC 17 : Antenna Wi (60 Deg)) (Continued)**

	Member Label	Direction	Magnitude[lb.k-ft]	Location[in.%]
103	MP2C	X	23.603	21.48
104	MP2C	Z	-13.627	21.48
105	MP2C	Mx	-.018	21.48
106	MP2C	X	23.603	69.48
107	MP2C	Z	-13.627	69.48
108	MP2C	Mx	-.018	69.48
109	MP5A	X	13.324	18.96
110	MP5A	Z	-7.692	18.96
111	MP5A	Mx	-.01	18.96
112	MP5A	X	13.324	66.96
113	MP5A	Z	-7.692	66.96
114	MP5A	Mx	-.01	66.96
115	MP5B	X	13.324	18.96
116	MP5B	Z	-7.692	18.96
117	MP5B	Mx	.01	18.96
118	MP5B	X	13.324	66.96
119	MP5B	Z	-7.692	66.96
120	MP5B	Mx	.01	66.96
121	MP5C	X	15.548	18.96
122	MP5C	Z	-8.977	18.96
123	MP5C	Mx	0	18.96
124	MP5C	X	15.548	66.96
125	MP5C	Z	-8.977	66.96
126	MP5C	Mx	0	66.96

**Member Point Loads (BLC 18 : Antenna Wi (90 Deg))**

	Member Label	Direction	Magnitude[lb.k-ft]	Location[in.%]
1	MP5B	X	9.753	12
2	MP5B	Z	0	12
3	MP5B	Mx	0	12
4	MP5C	X	9.753	12
5	MP5C	Z	0	12
6	MP5C	Mx	0	12
7	MP1A	X	.914	30.96
8	MP1A	Z	0	30.96
9	MP1A	Mx	-.000686	30.96
10	MP1A	X	.914	54.96
11	MP1A	Z	0	54.96
12	MP1A	Mx	-.000686	54.96
13	MP1B	X	2.581	30.96
14	MP1B	Z	0	30.96
15	MP1B	Mx	.000968	30.96
16	MP1B	X	2.581	54.96
17	MP1B	Z	0	54.96
18	MP1B	Mx	.000968	54.96
19	MP1C	X	2.581	30.96
20	MP1C	Z	0	30.96
21	MP1C	Mx	.000968	30.96
22	MP1C	X	2.581	54.96
23	MP1C	Z	0	54.96
24	MP1C	Mx	.000968	54.96
25	MP4A	X	6.157	30.96
26	MP4A	Z	0	30.96
27	MP4A	Mx	-.005	30.96
28	MP4A	X	6.157	54.96
29	MP4A	Z	0	54.96



Company :  
 Designer :  
 Job Number :  
 Model Name :

June 23, 2021  
 12:32 PM  
 Checked By: \_\_\_\_\_

**Member Point Loads (BLC 18 : Antenna Wi (90 Deg)) (Continued)**

	Member Label	Direction	Magnitude[lb.k-ft]	Location[in,%]
30	MP4A	Mx	-.005	54.96
31	MP4B	X	12.404	30.96
32	MP4B	Z	0	30.96
33	MP4B	Mx	.005	30.96
34	MP4B	X	12.404	54.96
35	MP4B	Z	0	54.96
36	MP4B	Mx	.005	54.96
37	MP4C	X	12.404	30.96
38	MP4C	Z	0	30.96
39	MP4C	Mx	.005	30.96
40	MP4C	X	12.404	54.96
41	MP4C	Z	0	54.96
42	MP4C	Mx	.005	54.96
43	MP2A	X	2.391	30
44	MP2A	Z	0	30
45	MP2A	Mx	.001	30
46	MP2B	X	2.391	30
47	MP2B	Z	0	30
48	MP2B	Mx	.001	30
49	MP2C	X	2.391	30
50	MP2C	Z	0	30
51	MP2C	Mx	.001	30
52	OVP	X	20.977	12
53	OVP	Z	0	12
54	OVP	Mx	0	12
55	MP3A	X	9.402	48
56	MP3A	Z	0	48
57	MP3A	Mx	.004	48
58	MP3B	X	9.402	48
59	MP3B	Z	0	48
60	MP3B	Mx	.004	48
61	MP3C	X	9.402	48
62	MP3C	Z	0	48
63	MP3C	Mx	.004	48
64	MP2A	X	8.342	48
65	MP2A	Z	0	48
66	MP2A	Mx	.004	48
67	MP2B	X	8.342	48
68	MP2B	Z	0	48
69	MP2B	Mx	.004	48
70	MP2C	X	8.342	48
71	MP2C	Z	0	48
72	MP2C	Mx	.004	48
73	MP2A	X	18.574	21.48
74	MP2A	Z	0	21.48
75	MP2A	Mx	-.014	21.48
76	MP2A	X	18.574	69.48
77	MP2A	Z	0	69.48
78	MP2A	Mx	-.014	69.48
79	MP2B	X	25.084	21.48
80	MP2B	Z	0	21.48
81	MP2B	Mx	-.005	21.48
82	MP2B	X	25.084	69.48
83	MP2B	Z	0	69.48
84	MP2B	Mx	-.005	69.48
85	MP2C	X	25.084	21.48
86	MP2C	Z	0	21.48

**Member Point Loads (BLC 18 : Antenna Wi (90 Deg)) (Continued)**

	Member Label	Direction	Magnitude[lb.k-ft]	Location[in,%]
87	MP2C	Mx	.024	21.48
88	MP2C	X	25.084	69.48
89	MP2C	Z	0	69.48
90	MP2C	Mx	.024	69.48
91	MP2A	X	18.574	21.48
92	MP2A	Z	0	21.48
93	MP2A	Mx	-.014	21.48
94	MP2A	X	18.574	69.48
95	MP2A	Z	0	69.48
96	MP2A	Mx	-.014	69.48
97	MP2B	X	25.084	21.48
98	MP2B	Z	0	21.48
99	MP2B	Mx	.024	21.48
100	MP2B	X	25.084	69.48
101	MP2B	Z	0	69.48
102	MP2B	Mx	.024	69.48
103	MP2C	X	25.084	21.48
104	MP2C	Z	0	21.48
105	MP2C	Mx	-.005	21.48
106	MP2C	X	25.084	69.48
107	MP2C	Z	0	69.48
108	MP2C	Mx	-.005	69.48
109	MP5A	X	14.528	18.96
110	MP5A	Z	0	18.96
111	MP5A	Mx	-.011	18.96
112	MP5A	X	14.528	66.96
113	MP5A	Z	0	66.96
114	MP5A	Mx	-.011	66.96
115	MP5B	X	17.097	18.96
116	MP5B	Z	0	18.96
117	MP5B	Mx	.006	18.96
118	MP5B	X	17.097	66.96
119	MP5B	Z	0	66.96
120	MP5B	Mx	.006	66.96
121	MP5C	X	17.097	18.96
122	MP5C	Z	0	18.96
123	MP5C	Mx	.006	18.96
124	MP5C	X	17.097	66.96
125	MP5C	Z	0	66.96
126	MP5C	Mx	.006	66.96

**Member Point Loads (BLC 19 : Antenna Wi (120 Deg))**

	Member Label	Direction	Magnitude[lb.k-ft]	Location[in,%]
1	MP5B	X	8.447	12
2	MP5B	Z	4.877	12
3	MP5B	Mx	0	12
4	MP5C	X	8.447	12
5	MP5C	Z	4.877	12
6	MP5C	Mx	0	12
7	MP1A	X	1.273	30.96
8	MP1A	Z	.735	30.96
9	MP1A	Mx	-.000955	30.96
10	MP1A	X	1.273	54.96
11	MP1A	Z	.735	54.96
12	MP1A	Mx	-.000955	54.96
13	MP1B	X	2.716	30.96



Company :  
 Designer :  
 Job Number :  
 Model Name :

June 23, 2021  
 12:32 PM  
 Checked By: \_\_\_\_\_

**Member Point Loads (BLC 19 : Antenna Wi (120 Deg)) (Continued)**

	Member Label	Direction	Magnitude[lb.k-ft]	Location[in,%]
14	MP1B	Z	1.568	30.96
15	MP1B	Mx	0	30.96
16	MP1B	X	2.716	54.96
17	MP1B	Z	1.568	54.96
18	MP1B	Mx	0	54.96
19	MP1C	X	1.273	30.96
20	MP1C	Z	.735	30.96
21	MP1C	Mx	.000955	30.96
22	MP1C	X	1.273	54.96
23	MP1C	Z	.735	54.96
24	MP1C	Mx	.000955	54.96
25	MP4A	X	7.136	30.96
26	MP4A	Z	4.12	30.96
27	MP4A	Mx	-.005	30.96
28	MP4A	X	7.136	54.96
29	MP4A	Z	4.12	54.96
30	MP4A	Mx	-.005	54.96
31	MP4B	X	12.545	30.96
32	MP4B	Z	7.243	30.96
33	MP4B	Mx	0	30.96
34	MP4B	X	12.545	54.96
35	MP4B	Z	7.243	54.96
36	MP4B	Mx	0	54.96
37	MP4C	X	7.136	30.96
38	MP4C	Z	4.12	30.96
39	MP4C	Mx	.005	30.96
40	MP4C	X	7.136	54.96
41	MP4C	Z	4.12	54.96
42	MP4C	Mx	.005	54.96
43	MP2A	X	2.391	30
44	MP2A	Z	1.38	30
45	MP2A	Mx	.00069	30
46	MP2B	X	2.391	30
47	MP2B	Z	1.38	30
48	MP2B	Mx	.00069	30
49	MP2C	X	2.391	30
50	MP2C	Z	1.38	30
51	MP2C	Mx	.00069	30
52	OVP	X	20.539	12
53	OVP	Z	11.858	12
54	OVP	Mx	0	12
55	MP3A	X	9.753	48
56	MP3A	Z	5.631	48
57	MP3A	Mx	.003	48
58	MP3B	X	9.753	48
59	MP3B	Z	5.631	48
60	MP3B	Mx	.003	48
61	MP3C	X	9.753	48
62	MP3C	Z	5.631	48
63	MP3C	Mx	.003	48
64	MP2A	X	9.447	48
65	MP2A	Z	5.454	48
66	MP2A	Mx	.003	48
67	MP2B	X	9.447	48
68	MP2B	Z	5.454	48
69	MP2B	Mx	.003	48
70	MP2C	X	9.447	48



**Member Point Loads (BLC 19 : Antenna Wi (120 Deg)) (Continued)**

	Member Label	Direction	Magnitude[lb.k-ft]	Location[in,%]
71	MP2C	Z	5.454	48
72	MP2C	Mx	.003	48
73	MP2A	X	17.965	21.48
74	MP2A	Z	10.372	21.48
75	MP2A	Mx	-.007	21.48
76	MP2A	X	17.965	69.48
77	MP2A	Z	10.372	69.48
78	MP2A	Mx	-.007	69.48
79	MP2B	X	23.603	21.48
80	MP2B	Z	13.627	21.48
81	MP2B	Mx	-.018	21.48
82	MP2B	X	23.603	69.48
83	MP2B	Z	13.627	69.48
84	MP2B	Mx	-.018	69.48
85	MP2C	X	17.965	21.48
86	MP2C	Z	10.372	21.48
87	MP2C	Mx	.02	21.48
88	MP2C	X	17.965	69.48
89	MP2C	Z	10.372	69.48
90	MP2C	Mx	.02	69.48
91	MP2A	X	17.965	21.48
92	MP2A	Z	10.372	21.48
93	MP2A	Mx	-.02	21.48
94	MP2A	X	17.965	69.48
95	MP2A	Z	10.372	69.48
96	MP2A	Mx	-.02	69.48
97	MP2B	X	23.603	21.48
98	MP2B	Z	13.627	21.48
99	MP2B	Mx	.018	21.48
100	MP2B	X	23.603	69.48
101	MP2B	Z	13.627	69.48
102	MP2B	Mx	.018	69.48
103	MP2C	X	17.965	21.48
104	MP2C	Z	10.372	21.48
105	MP2C	Mx	.007	21.48
106	MP2C	X	17.965	69.48
107	MP2C	Z	10.372	69.48
108	MP2C	Mx	.007	69.48
109	MP5A	X	13.324	18.96
110	MP5A	Z	7.692	18.96
111	MP5A	Mx	-.01	18.96
112	MP5A	X	13.324	66.96
113	MP5A	Z	7.692	66.96
114	MP5A	Mx	-.01	66.96
115	MP5B	X	15.548	18.96
116	MP5B	Z	8.977	18.96
117	MP5B	Mx	0	18.96
118	MP5B	X	15.548	66.96
119	MP5B	Z	8.977	66.96
120	MP5B	Mx	0	66.96
121	MP5C	X	13.324	18.96
122	MP5C	Z	7.692	18.96
123	MP5C	Mx	.01	18.96
124	MP5C	X	13.324	66.96
125	MP5C	Z	7.692	66.96
126	MP5C	Mx	.01	66.96



Company :  
 Designer :  
 Job Number :  
 Model Name :

June 23, 2021  
 12:32 PM  
 Checked By: \_\_\_\_\_

**Member Point Loads (BLC 20 : Antenna Wi (150 Deg))**

	Member Label	Direction	Magnitude[lb.k-ft]	Location[in,%]
1	MP5B	X	4.877	12
2	MP5B	Z	8.447	12
3	MP5B	Mx	0	12
4	MP5C	X	4.877	12
5	MP5C	Z	8.447	12
6	MP5C	Mx	0	12
7	MP1A	X	1.29	30.96
8	MP1A	Z	2.235	30.96
9	MP1A	Mx	-.000967	30.96
10	MP1A	X	1.29	54.96
11	MP1A	Z	2.235	54.96
12	MP1A	Mx	-.000967	54.96
13	MP1B	X	1.29	30.96
14	MP1B	Z	2.235	30.96
15	MP1B	Mx	-.000968	30.96
16	MP1B	X	1.29	54.96
17	MP1B	Z	2.235	54.96
18	MP1B	Mx	-.000968	54.96
19	MP1C	X	.457	30.96
20	MP1C	Z	.792	30.96
21	MP1C	Mx	.000686	30.96
22	MP1C	X	.457	54.96
23	MP1C	Z	.792	54.96
24	MP1C	Mx	.000686	54.96
25	MP4A	X	6.202	30.96
26	MP4A	Z	10.742	30.96
27	MP4A	Mx	-.005	30.96
28	MP4A	X	6.202	54.96
29	MP4A	Z	10.742	54.96
30	MP4A	Mx	-.005	54.96
31	MP4B	X	6.202	30.96
32	MP4B	Z	10.742	30.96
33	MP4B	Mx	-.005	30.96
34	MP4B	X	6.202	54.96
35	MP4B	Z	10.742	54.96
36	MP4B	Mx	-.005	54.96
37	MP4C	X	3.079	30.96
38	MP4C	Z	5.332	30.96
39	MP4C	Mx	.005	30.96
40	MP4C	X	3.079	54.96
41	MP4C	Z	5.332	54.96
42	MP4C	Mx	.005	54.96
43	MP2A	X	1.473	30
44	MP2A	Z	2.55	30
45	MP2A	Mx	0	30
46	MP2B	X	1.473	30
47	MP2B	Z	2.55	30
48	MP2B	Mx	0	30
49	MP2C	X	1.473	30
50	MP2C	Z	2.55	30
51	MP2C	Mx	0	30
52	OVP	X	12.543	12
53	OVP	Z	21.726	12
54	OVP	Mx	0	12
55	MP3A	X	6.096	48
56	MP3A	Z	10.559	48
57	MP3A	Mx	0	48



Company :  
 Designer :  
 Job Number :  
 Model Name :

June 23, 2021  
 12:32 PM  
 Checked By: \_\_\_\_\_

**Member Point Loads (BLC 20 : Antenna Wi (150 Deg)) (Continued)**

	Member Label	Direction	Magnitude[lb.k-ft]	Location[in,%]
58	MP3B	X	6.096	48
59	MP3B	Z	10.559	48
60	MP3B	Mx	0	48
61	MP3C	X	6.096	48
62	MP3C	Z	10.559	48
63	MP3C	Mx	0	48
64	MP2A	X	6.096	48
65	MP2A	Z	10.559	48
66	MP2A	Mx	0	48
67	MP2B	X	6.096	48
68	MP2B	Z	10.559	48
69	MP2B	Mx	0	48
70	MP2C	X	6.096	48
71	MP2C	Z	10.559	48
72	MP2C	Mx	0	48
73	MP2A	X	12.542	21.48
74	MP2A	Z	21.723	21.48
75	MP2A	Mx	.005	21.48
76	MP2A	X	12.542	69.48
77	MP2A	Z	21.723	69.48
78	MP2A	Mx	.005	69.48
79	MP2B	X	12.542	21.48
80	MP2B	Z	21.723	21.48
81	MP2B	Mx	-.024	21.48
82	MP2B	X	12.542	69.48
83	MP2B	Z	21.723	69.48
84	MP2B	Mx	-.024	69.48
85	MP2C	X	9.287	21.48
86	MP2C	Z	16.086	21.48
87	MP2C	Mx	.014	21.48
88	MP2C	X	9.287	69.48
89	MP2C	Z	16.086	69.48
90	MP2C	Mx	.014	69.48
91	MP2A	X	12.542	21.48
92	MP2A	Z	21.723	21.48
93	MP2A	Mx	-.024	21.48
94	MP2A	X	12.542	69.48
95	MP2A	Z	21.723	69.48
96	MP2A	Mx	-.024	69.48
97	MP2B	X	12.542	21.48
98	MP2B	Z	21.723	21.48
99	MP2B	Mx	.005	21.48
100	MP2B	X	12.542	69.48
101	MP2B	Z	21.723	69.48
102	MP2B	Mx	.005	69.48
103	MP2C	X	9.287	21.48
104	MP2C	Z	16.086	21.48
105	MP2C	Mx	.014	21.48
106	MP2C	X	9.287	69.48
107	MP2C	Z	16.086	69.48
108	MP2C	Mx	.014	69.48
109	MP5A	X	8.549	18.96
110	MP5A	Z	14.807	18.96
111	MP5A	Mx	-.006	18.96
112	MP5A	X	8.549	66.96
113	MP5A	Z	14.807	66.96
114	MP5A	Mx	-.006	66.96

**Member Point Loads (BLC 20 : Antenna Wi (150 Deg)) (Continued)**

	Member Label	Direction	Magnitude[lb.k-ft]	Location[in,%]
115	MP5B	X	8.549	18.96
116	MP5B	Z	14.807	18.96
117	MP5B	Mx	-.006	18.96
118	MP5B	X	8.549	66.96
119	MP5B	Z	14.807	66.96
120	MP5B	Mx	-.006	66.96
121	MP5C	X	7.264	18.96
122	MP5C	Z	12.582	18.96
123	MP5C	Mx	.011	18.96
124	MP5C	X	7.264	66.96
125	MP5C	Z	12.582	66.96
126	MP5C	Mx	.011	66.96

**Member Point Loads (BLC 21 : Antenna Wi (180 Deg))**

	Member Label	Direction	Magnitude[lb.k-ft]	Location[in,%]
1	MP5B	X	0	12
2	MP5B	Z	9.753	12
3	MP5B	Mx	0	12
4	MP5C	X	0	12
5	MP5C	Z	9.753	12
6	MP5C	Mx	0	12
7	MP1A	X	0	30.96
8	MP1A	Z	3.136	30.96
9	MP1A	Mx	0	30.96
10	MP1A	X	0	54.96
11	MP1A	Z	3.136	54.96
12	MP1A	Mx	0	54.96
13	MP1B	X	0	30.96
14	MP1B	Z	1.47	30.96
15	MP1B	Mx	-.000955	30.96
16	MP1B	X	0	54.96
17	MP1B	Z	1.47	54.96
18	MP1B	Mx	-.000955	54.96
19	MP1C	X	0	30.96
20	MP1C	Z	1.47	30.96
21	MP1C	Mx	.000955	30.96
22	MP1C	X	0	54.96
23	MP1C	Z	1.47	54.96
24	MP1C	Mx	.000955	54.96
25	MP4A	X	0	30.96
26	MP4A	Z	14.486	30.96
27	MP4A	Mx	0	30.96
28	MP4A	X	0	54.96
29	MP4A	Z	14.486	54.96
30	MP4A	Mx	0	54.96
31	MP4B	X	0	30.96
32	MP4B	Z	8.239	30.96
33	MP4B	Mx	-.005	30.96
34	MP4B	X	0	54.96
35	MP4B	Z	8.239	54.96
36	MP4B	Mx	-.005	54.96
37	MP4C	X	0	30.96
38	MP4C	Z	8.239	30.96
39	MP4C	Mx	.005	30.96
40	MP4C	X	0	54.96
41	MP4C	Z	8.239	54.96



Company :  
 Designer :  
 Job Number :  
 Model Name :

June 23, 2021  
 12:32 PM  
 Checked By: \_\_\_\_\_

**Member Point Loads (BLC 21 : Antenna Wi (180 Deg)) (Continued)**

	Member Label	Direction	Magnitude[lb.k-ft]	Location[in,%]
42	MP4C	Mx	.005	54.96
43	MP2A	X	0	30
44	MP2A	Z	2.76	30
45	MP2A	Mx	-.00069	30
46	MP2B	X	0	30
47	MP2B	Z	2.76	30
48	MP2B	Mx	-.00069	30
49	MP2C	X	0	30
50	MP2C	Z	2.76	30
51	MP2C	Mx	-.00069	30
52	OVP	X	0	12
53	OVP	Z	23.717	12
54	OVP	Mx	0	12
55	MP3A	X	0	48
56	MP3A	Z	11.262	48
57	MP3A	Mx	-.003	48
58	MP3B	X	0	48
59	MP3B	Z	11.262	48
60	MP3B	Mx	-.003	48
61	MP3C	X	0	48
62	MP3C	Z	11.262	48
63	MP3C	Mx	-.003	48
64	MP2A	X	0	48
65	MP2A	Z	10.909	48
66	MP2A	Mx	-.003	48
67	MP2B	X	0	48
68	MP2B	Z	10.909	48
69	MP2B	Mx	-.003	48
70	MP2C	X	0	48
71	MP2C	Z	10.909	48
72	MP2C	Mx	-.003	48
73	MP2A	X	0	21.48
74	MP2A	Z	27.254	21.48
75	MP2A	Mx	.018	21.48
76	MP2A	X	0	69.48
77	MP2A	Z	27.254	69.48
78	MP2A	Mx	.018	69.48
79	MP2B	X	0	21.48
80	MP2B	Z	20.744	21.48
81	MP2B	Mx	-.02	21.48
82	MP2B	X	0	69.48
83	MP2B	Z	20.744	69.48
84	MP2B	Mx	-.02	69.48
85	MP2C	X	0	21.48
86	MP2C	Z	20.744	21.48
87	MP2C	Mx	.007	21.48
88	MP2C	X	0	69.48
89	MP2C	Z	20.744	69.48
90	MP2C	Mx	.007	69.48
91	MP2A	X	0	21.48
92	MP2A	Z	27.254	21.48
93	MP2A	Mx	-.018	21.48
94	MP2A	X	0	69.48
95	MP2A	Z	27.254	69.48
96	MP2A	Mx	-.018	69.48
97	MP2B	X	0	21.48
98	MP2B	Z	20.744	21.48

**Member Point Loads (BLC 21 : Antenna Wi (180 Deg)) (Continued)**

	Member Label	Direction	Magnitude[lb.k-ft]	Location[in,%]
99	MP2B	Mx	-.007	21.48
100	MP2B	X	0	69.48
101	MP2B	Z	20.744	69.48
102	MP2B	Mx	-.007	69.48
103	MP2C	X	0	21.48
104	MP2C	Z	20.744	21.48
105	MP2C	Mx	.02	21.48
106	MP2C	X	0	69.48
107	MP2C	Z	20.744	69.48
108	MP2C	Mx	.02	69.48
109	MP5A	X	0	18.96
110	MP5A	Z	17.954	18.96
111	MP5A	Mx	0	18.96
112	MP5A	X	0	66.96
113	MP5A	Z	17.954	66.96
114	MP5A	Mx	0	66.96
115	MP5B	X	0	18.96
116	MP5B	Z	15.385	18.96
117	MP5B	Mx	-.01	18.96
118	MP5B	X	0	66.96
119	MP5B	Z	15.385	66.96
120	MP5B	Mx	-.01	66.96
121	MP5C	X	0	18.96
122	MP5C	Z	15.385	18.96
123	MP5C	Mx	.01	18.96
124	MP5C	X	0	66.96
125	MP5C	Z	15.385	66.96
126	MP5C	Mx	.01	66.96

**Member Point Loads (BLC 22 : Antenna Wi (210 Deg))**

	Member Label	Direction	Magnitude[lb.k-ft]	Location[in,%]
1	MP5B	X	-4.877	12
2	MP5B	Z	8.447	12
3	MP5B	Mx	0	12
4	MP5C	X	-4.877	12
5	MP5C	Z	8.447	12
6	MP5C	Mx	0	12
7	MP1A	X	-1.29	30.96
8	MP1A	Z	2.235	30.96
9	MP1A	Mx	.000967	30.96
10	MP1A	X	-1.29	54.96
11	MP1A	Z	2.235	54.96
12	MP1A	Mx	.000967	54.96
13	MP1B	X	-.457	30.96
14	MP1B	Z	.792	30.96
15	MP1B	Mx	-.000686	30.96
16	MP1B	X	-.457	54.96
17	MP1B	Z	.792	54.96
18	MP1B	Mx	-.000686	54.96
19	MP1C	X	-1.29	30.96
20	MP1C	Z	2.235	30.96
21	MP1C	Mx	.000968	30.96
22	MP1C	X	-1.29	54.96
23	MP1C	Z	2.235	54.96
24	MP1C	Mx	.000968	54.96
25	MP4A	X	-6.202	30.96



Company :  
 Designer :  
 Job Number :  
 Model Name :

June 23, 2021  
 12:32 PM  
 Checked By: \_\_\_\_\_

**Member Point Loads (BLC 22 : Antenna Wi (210 Deg)) (Continued)**

	Member Label	Direction	Magnitude[lb.k-ft]	Location[in,%]
26	MP4A	Z	10.742	30.96
27	MP4A	Mx	.005	30.96
28	MP4A	X	-6.202	54.96
29	MP4A	Z	10.742	54.96
30	MP4A	Mx	.005	54.96
31	MP4B	X	-3.079	30.96
32	MP4B	Z	5.332	30.96
33	MP4B	Mx	-.005	30.96
34	MP4B	X	-3.079	54.96
35	MP4B	Z	5.332	54.96
36	MP4B	Mx	-.005	54.96
37	MP4C	X	-6.202	30.96
38	MP4C	Z	10.742	30.96
39	MP4C	Mx	.005	30.96
40	MP4C	X	-6.202	54.96
41	MP4C	Z	10.742	54.96
42	MP4C	Mx	.005	54.96
43	MP2A	X	-1.196	30
44	MP2A	Z	2.071	30
45	MP2A	Mx	-.001	30
46	MP2B	X	-1.196	30
47	MP2B	Z	2.071	30
48	MP2B	Mx	-.001	30
49	MP2C	X	-1.196	30
50	MP2C	Z	2.071	30
51	MP2C	Mx	-.001	30
52	OVP	X	-10.488	12
53	OVP	Z	18.166	12
54	OVP	Mx	0	12
55	MP3A	X	-4.701	48
56	MP3A	Z	8.143	48
57	MP3A	Mx	-.004	48
58	MP3B	X	-4.701	48
59	MP3B	Z	8.143	48
60	MP3B	Mx	-.004	48
61	MP3C	X	-4.701	48
62	MP3C	Z	8.143	48
63	MP3C	Mx	-.004	48
64	MP2A	X	-4.171	48
65	MP2A	Z	7.224	48
66	MP2A	Mx	-.004	48
67	MP2B	X	-4.171	48
68	MP2B	Z	7.224	48
69	MP2B	Mx	-.004	48
70	MP2C	X	-4.171	48
71	MP2C	Z	7.224	48
72	MP2C	Mx	-.004	48
73	MP2A	X	-12.542	21.48
74	MP2A	Z	21.723	21.48
75	MP2A	Mx	.024	21.48
76	MP2A	X	-12.542	69.48
77	MP2A	Z	21.723	69.48
78	MP2A	Mx	.024	69.48
79	MP2B	X	-9.287	21.48
80	MP2B	Z	16.086	21.48
81	MP2B	Mx	-.014	21.48
82	MP2B	X	-9.287	69.48

**Member Point Loads (BLC 22 : Antenna Wi (210 Deg)) (Continued)**

	Member Label	Direction	Magnitude[lb.k-ft]	Location[in,%]
83	MP2B	Z	16.086	69.48
84	MP2B	Mx	-.014	69.48
85	MP2C	X	-12.542	21.48
86	MP2C	Z	21.723	21.48
87	MP2C	Mx	-.005	21.48
88	MP2C	X	-12.542	69.48
89	MP2C	Z	21.723	69.48
90	MP2C	Mx	-.005	69.48
91	MP2A	X	-12.542	21.48
92	MP2A	Z	21.723	21.48
93	MP2A	Mx	-.005	21.48
94	MP2A	X	-12.542	69.48
95	MP2A	Z	21.723	69.48
96	MP2A	Mx	-.005	69.48
97	MP2B	X	-9.287	21.48
98	MP2B	Z	16.086	21.48
99	MP2B	Mx	-.014	21.48
100	MP2B	X	-9.287	69.48
101	MP2B	Z	16.086	69.48
102	MP2B	Mx	-.014	69.48
103	MP2C	X	-12.542	21.48
104	MP2C	Z	21.723	21.48
105	MP2C	Mx	.024	21.48
106	MP2C	X	-12.542	69.48
107	MP2C	Z	21.723	69.48
108	MP2C	Mx	.024	69.48
109	MP5A	X	-8.549	18.96
110	MP5A	Z	14.807	18.96
111	MP5A	Mx	.006	18.96
112	MP5A	X	-8.549	66.96
113	MP5A	Z	14.807	66.96
114	MP5A	Mx	.006	66.96
115	MP5B	X	-7.264	18.96
116	MP5B	Z	12.582	18.96
117	MP5B	Mx	-.011	18.96
118	MP5B	X	-7.264	66.96
119	MP5B	Z	12.582	66.96
120	MP5B	Mx	-.011	66.96
121	MP5C	X	-8.549	18.96
122	MP5C	Z	14.807	18.96
123	MP5C	Mx	.006	18.96
124	MP5C	X	-8.549	66.96
125	MP5C	Z	14.807	66.96
126	MP5C	Mx	.006	66.96

**Member Point Loads (BLC 23 : Antenna Wi (240 Deg))**

	Member Label	Direction	Magnitude[lb.k-ft]	Location[in,%]
1	MP5B	X	-8.447	12
2	MP5B	Z	4.877	12
3	MP5B	Mx	0	12
4	MP5C	X	-8.447	12
5	MP5C	Z	4.877	12
6	MP5C	Mx	0	12
7	MP1A	X	-1.273	30.96
8	MP1A	Z	.735	30.96
9	MP1A	Mx	.000955	30.96





Company :  
 Designer :  
 Job Number :  
 Model Name :

June 23, 2021  
 12:32 PM  
 Checked By: \_\_\_\_\_

**Member Point Loads (BLC 23 : Antenna Wi (240 Deg)) (Continued)**

	Member Label	Direction	Magnitude[lb.k-ft]	Location[in,%]
10	MP1A	X	-1.273	54.96
11	MP1A	Z	.735	54.96
12	MP1A	Mx	.000955	54.96
13	MP1B	X	-1.273	30.96
14	MP1B	Z	.735	30.96
15	MP1B	Mx	-.000955	30.96
16	MP1B	X	-1.273	54.96
17	MP1B	Z	.735	54.96
18	MP1B	Mx	-.000955	54.96
19	MP1C	X	-2.716	30.96
20	MP1C	Z	1.568	30.96
21	MP1C	Mx	0	30.96
22	MP1C	X	-2.716	54.96
23	MP1C	Z	1.568	54.96
24	MP1C	Mx	0	54.96
25	MP4A	X	-7.136	30.96
26	MP4A	Z	4.12	30.96
27	MP4A	Mx	.005	30.96
28	MP4A	X	-7.136	54.96
29	MP4A	Z	4.12	54.96
30	MP4A	Mx	.005	54.96
31	MP4B	X	-7.136	30.96
32	MP4B	Z	4.12	30.96
33	MP4B	Mx	-.005	30.96
34	MP4B	X	-7.136	54.96
35	MP4B	Z	4.12	54.96
36	MP4B	Mx	-.005	54.96
37	MP4C	X	-12.545	30.96
38	MP4C	Z	7.243	30.96
39	MP4C	Mx	0	30.96
40	MP4C	X	-12.545	54.96
41	MP4C	Z	7.243	54.96
42	MP4C	Mx	0	54.96
43	MP2A	X	-1.911	30
44	MP2A	Z	1.103	30
45	MP2A	Mx	-.001	30
46	MP2B	X	-1.911	30
47	MP2B	Z	1.103	30
48	MP2B	Mx	-.001	30
49	MP2C	X	-1.911	30
50	MP2C	Z	1.103	30
51	MP2C	Mx	-.001	30
52	OVP	X	-16.98	12
53	OVP	Z	9.803	12
54	OVP	Mx	0	12
55	MP3A	X	-7.337	48
56	MP3A	Z	4.236	48
57	MP3A	Mx	-.004	48
58	MP3B	X	-7.337	48
59	MP3B	Z	4.236	48
60	MP3B	Mx	-.004	48
61	MP3C	X	-7.337	48
62	MP3C	Z	4.236	48
63	MP3C	Mx	-.004	48
64	MP2A	X	-6.113	48
65	MP2A	Z	3.529	48
66	MP2A	Mx	-.004	48



Company :  
 Designer :  
 Job Number :  
 Model Name :

June 23, 2021  
 12:32 PM  
 Checked By: \_\_\_\_\_

**Member Point Loads (BLC 23 : Antenna Wi (240 Deg)) (Continued)**

	Member Label	Direction	Magnitude[lb.k-ft]	Location[in,%]
67	MP2B	X	-6.113	48
68	MP2B	Z	3.529	48
69	MP2B	Mx	-.004	48
70	MP2C	X	-6.113	48
71	MP2C	Z	3.529	48
72	MP2C	Mx	-.004	48
73	MP2A	X	-17.965	21.48
74	MP2A	Z	10.372	21.48
75	MP2A	Mx	.02	21.48
76	MP2A	X	-17.965	69.48
77	MP2A	Z	10.372	69.48
78	MP2A	Mx	.02	69.48
79	MP2B	X	-17.965	21.48
80	MP2B	Z	10.372	21.48
81	MP2B	Mx	-.007	21.48
82	MP2B	X	-17.965	69.48
83	MP2B	Z	10.372	69.48
84	MP2B	Mx	-.007	69.48
85	MP2C	X	-23.603	21.48
86	MP2C	Z	13.627	21.48
87	MP2C	Mx	-.018	21.48
88	MP2C	X	-23.603	69.48
89	MP2C	Z	13.627	69.48
90	MP2C	Mx	-.018	69.48
91	MP2A	X	-17.965	21.48
92	MP2A	Z	10.372	21.48
93	MP2A	Mx	.007	21.48
94	MP2A	X	-17.965	69.48
95	MP2A	Z	10.372	69.48
96	MP2A	Mx	.007	69.48
97	MP2B	X	-17.965	21.48
98	MP2B	Z	10.372	21.48
99	MP2B	Mx	-.02	21.48
100	MP2B	X	-17.965	69.48
101	MP2B	Z	10.372	69.48
102	MP2B	Mx	-.02	69.48
103	MP2C	X	-23.603	21.48
104	MP2C	Z	13.627	21.48
105	MP2C	Mx	.018	21.48
106	MP2C	X	-23.603	69.48
107	MP2C	Z	13.627	69.48
108	MP2C	Mx	.018	69.48
109	MP5A	X	-13.324	18.96
110	MP5A	Z	7.692	18.96
111	MP5A	Mx	.01	18.96
112	MP5A	X	-13.324	66.96
113	MP5A	Z	7.692	66.96
114	MP5A	Mx	.01	66.96
115	MP5B	X	-13.324	18.96
116	MP5B	Z	7.692	18.96
117	MP5B	Mx	-.01	18.96
118	MP5B	X	-13.324	66.96
119	MP5B	Z	7.692	66.96
120	MP5B	Mx	-.01	66.96
121	MP5C	X	-15.548	18.96
122	MP5C	Z	8.977	18.96
123	MP5C	Mx	0	18.96



Company :  
 Designer :  
 Job Number :  
 Model Name :

June 23, 2021  
 12:32 PM  
 Checked By: \_\_\_\_\_

**Member Point Loads (BLC 23 : Antenna Wi (240 Deg)) (Continued)**

	Member Label	Direction	Magnitude[lb.k-ft]	Location[in, %]
124	MP5C	X	-15.548	66.96
125	MP5C	Z	8.977	66.96
126	MP5C	Mx	0	66.96

**Member Point Loads (BLC 24 : Antenna Wi (270 Deg))**

	Member Label	Direction	Magnitude[lb.k-ft]	Location[in, %]
1	MP5B	X	-9.753	12
2	MP5B	Z	0	12
3	MP5B	Mx	0	12
4	MP5C	X	-9.753	12
5	MP5C	Z	0	12
6	MP5C	Mx	0	12
7	MP1A	X	-.914	30.96
8	MP1A	Z	0	30.96
9	MP1A	Mx	.000686	30.96
10	MP1A	X	-.914	54.96
11	MP1A	Z	0	54.96
12	MP1A	Mx	.000686	54.96
13	MP1B	X	-2.581	30.96
14	MP1B	Z	0	30.96
15	MP1B	Mx	-.000968	30.96
16	MP1B	X	-2.581	54.96
17	MP1B	Z	0	54.96
18	MP1B	Mx	-.000968	54.96
19	MP1C	X	-2.581	30.96
20	MP1C	Z	0	30.96
21	MP1C	Mx	-.000968	30.96
22	MP1C	X	-2.581	54.96
23	MP1C	Z	0	54.96
24	MP1C	Mx	-.000968	54.96
25	MP4A	X	-6.157	30.96
26	MP4A	Z	0	30.96
27	MP4A	Mx	.005	30.96
28	MP4A	X	-6.157	54.96
29	MP4A	Z	0	54.96
30	MP4A	Mx	.005	54.96
31	MP4B	X	-12.404	30.96
32	MP4B	Z	0	30.96
33	MP4B	Mx	-.005	30.96
34	MP4B	X	-12.404	54.96
35	MP4B	Z	0	54.96
36	MP4B	Mx	-.005	54.96
37	MP4C	X	-12.404	30.96
38	MP4C	Z	0	30.96
39	MP4C	Mx	-.005	30.96
40	MP4C	X	-12.404	54.96
41	MP4C	Z	0	54.96
42	MP4C	Mx	-.005	54.96
43	MP2A	X	-2.391	30
44	MP2A	Z	0	30
45	MP2A	Mx	-.001	30
46	MP2B	X	-2.391	30
47	MP2B	Z	0	30
48	MP2B	Mx	-.001	30
49	MP2C	X	-2.391	30
50	MP2C	Z	0	30

**Member Point Loads (BLC 24 : Antenna Wi (270 Deg)) (Continued)**

	Member Label	Direction	Magnitude[lb.k-ft]	Location[in,%]
51	MP2C	Mx	-.001	30
52	OVP	X	-20.977	12
53	OVP	Z	0	12
54	OVP	Mx	0	12
55	MP3A	X	-9.402	48
56	MP3A	Z	0	48
57	MP3A	Mx	-.004	48
58	MP3B	X	-9.402	48
59	MP3B	Z	0	48
60	MP3B	Mx	-.004	48
61	MP3C	X	-9.402	48
62	MP3C	Z	0	48
63	MP3C	Mx	-.004	48
64	MP2A	X	-8.342	48
65	MP2A	Z	0	48
66	MP2A	Mx	-.004	48
67	MP2B	X	-8.342	48
68	MP2B	Z	0	48
69	MP2B	Mx	-.004	48
70	MP2C	X	-8.342	48
71	MP2C	Z	0	48
72	MP2C	Mx	-.004	48
73	MP2A	X	-18.574	21.48
74	MP2A	Z	0	21.48
75	MP2A	Mx	.014	21.48
76	MP2A	X	-18.574	69.48
77	MP2A	Z	0	69.48
78	MP2A	Mx	.014	69.48
79	MP2B	X	-25.084	21.48
80	MP2B	Z	0	21.48
81	MP2B	Mx	.005	21.48
82	MP2B	X	-25.084	69.48
83	MP2B	Z	0	69.48
84	MP2B	Mx	.005	69.48
85	MP2C	X	-25.084	21.48
86	MP2C	Z	0	21.48
87	MP2C	Mx	-.024	21.48
88	MP2C	X	-25.084	69.48
89	MP2C	Z	0	69.48
90	MP2C	Mx	-.024	69.48
91	MP2A	X	-18.574	21.48
92	MP2A	Z	0	21.48
93	MP2A	Mx	.014	21.48
94	MP2A	X	-18.574	69.48
95	MP2A	Z	0	69.48
96	MP2A	Mx	.014	69.48
97	MP2B	X	-25.084	21.48
98	MP2B	Z	0	21.48
99	MP2B	Mx	-.024	21.48
100	MP2B	X	-25.084	69.48
101	MP2B	Z	0	69.48
102	MP2B	Mx	-.024	69.48
103	MP2C	X	-25.084	21.48
104	MP2C	Z	0	21.48
105	MP2C	Mx	.005	21.48
106	MP2C	X	-25.084	69.48
107	MP2C	Z	0	69.48

**Member Point Loads (BLC 24 : Antenna Wi (270 Deg)) (Continued)**

	Member Label	Direction	Magnitude[lb.k-ft]	Location[in,%]
108	MP2C	Mx	.005	69.48
109	MP5A	X	-14.528	18.96
110	MP5A	Z	0	18.96
111	MP5A	Mx	.011	18.96
112	MP5A	X	-14.528	66.96
113	MP5A	Z	0	66.96
114	MP5A	Mx	.011	66.96
115	MP5B	X	-17.097	18.96
116	MP5B	Z	0	18.96
117	MP5B	Mx	-.006	18.96
118	MP5B	X	-17.097	66.96
119	MP5B	Z	0	66.96
120	MP5B	Mx	-.006	66.96
121	MP5C	X	-17.097	18.96
122	MP5C	Z	0	18.96
123	MP5C	Mx	-.006	18.96
124	MP5C	X	-17.097	66.96
125	MP5C	Z	0	66.96
126	MP5C	Mx	-.006	66.96

**Member Point Loads (BLC 25 : Antenna Wi (300 Deg))**

	Member Label	Direction	Magnitude[lb.k-ft]	Location[in,%]
1	MP5B	X	-8.447	12
2	MP5B	Z	-4.877	12
3	MP5B	Mx	0	12
4	MP5C	X	-8.447	12
5	MP5C	Z	-4.877	12
6	MP5C	Mx	0	12
7	MP1A	X	-1.273	30.96
8	MP1A	Z	-.735	30.96
9	MP1A	Mx	.000955	30.96
10	MP1A	X	-1.273	54.96
11	MP1A	Z	-.735	54.96
12	MP1A	Mx	.000955	54.96
13	MP1B	X	-2.716	30.96
14	MP1B	Z	-1.568	30.96
15	MP1B	Mx	0	30.96
16	MP1B	X	-2.716	54.96
17	MP1B	Z	-1.568	54.96
18	MP1B	Mx	0	54.96
19	MP1C	X	-1.273	30.96
20	MP1C	Z	-.735	30.96
21	MP1C	Mx	-.000955	30.96
22	MP1C	X	-1.273	54.96
23	MP1C	Z	-.735	54.96
24	MP1C	Mx	-.000955	54.96
25	MP4A	X	-7.136	30.96
26	MP4A	Z	-4.12	30.96
27	MP4A	Mx	.005	30.96
28	MP4A	X	-7.136	54.96
29	MP4A	Z	-4.12	54.96
30	MP4A	Mx	.005	54.96
31	MP4B	X	-12.545	30.96
32	MP4B	Z	-7.243	30.96
33	MP4B	Mx	0	30.96
34	MP4B	X	-12.545	54.96



Company :  
 Designer :  
 Job Number :  
 Model Name :

June 23, 2021  
 12:32 PM  
 Checked By: \_\_\_\_\_

**Member Point Loads (BLC 25 : Antenna Wi (300 Deg)) (Continued)**

	Member Label	Direction	Magnitude[lb.k-ft]	Location[in,%]
35	MP4B	Z	-7.243	54.96
36	MP4B	Mx	0	54.96
37	MP4C	X	-7.136	30.96
38	MP4C	Z	-4.12	30.96
39	MP4C	Mx	-.005	30.96
40	MP4C	X	-7.136	54.96
41	MP4C	Z	-4.12	54.96
42	MP4C	Mx	-.005	54.96
43	MP2A	X	-2.391	30
44	MP2A	Z	-1.38	30
45	MP2A	Mx	-.00069	30
46	MP2B	X	-2.391	30
47	MP2B	Z	-1.38	30
48	MP2B	Mx	-.00069	30
49	MP2C	X	-2.391	30
50	MP2C	Z	-1.38	30
51	MP2C	Mx	-.00069	30
52	OVP	X	-20.539	12
53	OVP	Z	-11.858	12
54	OVP	Mx	0	12
55	MP3A	X	-9.753	48
56	MP3A	Z	-5.631	48
57	MP3A	Mx	-.003	48
58	MP3B	X	-9.753	48
59	MP3B	Z	-5.631	48
60	MP3B	Mx	-.003	48
61	MP3C	X	-9.753	48
62	MP3C	Z	-5.631	48
63	MP3C	Mx	-.003	48
64	MP2A	X	-9.447	48
65	MP2A	Z	-5.454	48
66	MP2A	Mx	-.003	48
67	MP2B	X	-9.447	48
68	MP2B	Z	-5.454	48
69	MP2B	Mx	-.003	48
70	MP2C	X	-9.447	48
71	MP2C	Z	-5.454	48
72	MP2C	Mx	-.003	48
73	MP2A	X	-17.965	21.48
74	MP2A	Z	-10.372	21.48
75	MP2A	Mx	.007	21.48
76	MP2A	X	-17.965	69.48
77	MP2A	Z	-10.372	69.48
78	MP2A	Mx	.007	69.48
79	MP2B	X	-23.603	21.48
80	MP2B	Z	-13.627	21.48
81	MP2B	Mx	.018	21.48
82	MP2B	X	-23.603	69.48
83	MP2B	Z	-13.627	69.48
84	MP2B	Mx	.018	69.48
85	MP2C	X	-17.965	21.48
86	MP2C	Z	-10.372	21.48
87	MP2C	Mx	-.02	21.48
88	MP2C	X	-17.965	69.48
89	MP2C	Z	-10.372	69.48
90	MP2C	Mx	-.02	69.48
91	MP2A	X	-17.965	21.48

**Member Point Loads (BLC 25 : Antenna Wi (300 Deg)) (Continued)**

	Member Label	Direction	Magnitude[lb.k-ft]	Location[in,%]
92	MP2A	Z	-10.372	21.48
93	MP2A	Mx	.02	21.48
94	MP2A	X	-17.965	69.48
95	MP2A	Z	-10.372	69.48
96	MP2A	Mx	.02	69.48
97	MP2B	X	-23.603	21.48
98	MP2B	Z	-13.627	21.48
99	MP2B	Mx	-.018	21.48
100	MP2B	X	-23.603	69.48
101	MP2B	Z	-13.627	69.48
102	MP2B	Mx	-.018	69.48
103	MP2C	X	-17.965	21.48
104	MP2C	Z	-10.372	21.48
105	MP2C	Mx	-.007	21.48
106	MP2C	X	-17.965	69.48
107	MP2C	Z	-10.372	69.48
108	MP2C	Mx	-.007	69.48
109	MP5A	X	-13.324	18.96
110	MP5A	Z	-7.692	18.96
111	MP5A	Mx	.01	18.96
112	MP5A	X	-13.324	66.96
113	MP5A	Z	-7.692	66.96
114	MP5A	Mx	.01	66.96
115	MP5B	X	-15.548	18.96
116	MP5B	Z	-8.977	18.96
117	MP5B	Mx	0	18.96
118	MP5B	X	-15.548	66.96
119	MP5B	Z	-8.977	66.96
120	MP5B	Mx	0	66.96
121	MP5C	X	-13.324	18.96
122	MP5C	Z	-7.692	18.96
123	MP5C	Mx	-.01	18.96
124	MP5C	X	-13.324	66.96
125	MP5C	Z	-7.692	66.96
126	MP5C	Mx	-.01	66.96

**Member Point Loads (BLC 26 : Antenna Wi (330 Deg))**

	Member Label	Direction	Magnitude[lb.k-ft]	Location[in,%]
1	MP5B	X	-4.877	12
2	MP5B	Z	-8.447	12
3	MP5B	Mx	0	12
4	MP5C	X	-4.877	12
5	MP5C	Z	-8.447	12
6	MP5C	Mx	0	12
7	MP1A	X	-1.29	30.96
8	MP1A	Z	-2.235	30.96
9	MP1A	Mx	.000967	30.96
10	MP1A	X	-1.29	54.96
11	MP1A	Z	-2.235	54.96
12	MP1A	Mx	.000967	54.96
13	MP1B	X	-1.29	30.96
14	MP1B	Z	-2.235	30.96
15	MP1B	Mx	.000968	30.96
16	MP1B	X	-1.29	54.96
17	MP1B	Z	-2.235	54.96
18	MP1B	Mx	.000968	54.96



Company :  
 Designer :  
 Job Number :  
 Model Name :

June 23, 2021  
 12:32 PM  
 Checked By: \_\_\_\_\_

**Member Point Loads (BLC 26 : Antenna Wi (330 Deg)) (Continued)**

	Member Label	Direction	Magnitude[lb.k-ft]	Location[in,%]
19	MP1C	X	-457	30.96
20	MP1C	Z	-792	30.96
21	MP1C	Mx	-.000686	30.96
22	MP1C	X	-457	54.96
23	MP1C	Z	-792	54.96
24	MP1C	Mx	-.000686	54.96
25	MP4A	X	-6.202	30.96
26	MP4A	Z	-10.742	30.96
27	MP4A	Mx	.005	30.96
28	MP4A	X	-6.202	54.96
29	MP4A	Z	-10.742	54.96
30	MP4A	Mx	.005	54.96
31	MP4B	X	-6.202	30.96
32	MP4B	Z	-10.742	30.96
33	MP4B	Mx	.005	30.96
34	MP4B	X	-6.202	54.96
35	MP4B	Z	-10.742	54.96
36	MP4B	Mx	.005	54.96
37	MP4C	X	-3.079	30.96
38	MP4C	Z	-5.332	30.96
39	MP4C	Mx	-.005	30.96
40	MP4C	X	-3.079	54.96
41	MP4C	Z	-5.332	54.96
42	MP4C	Mx	-.005	54.96
43	MP2A	X	-1.473	30
44	MP2A	Z	-2.55	30
45	MP2A	Mx	0	30
46	MP2B	X	-1.473	30
47	MP2B	Z	-2.55	30
48	MP2B	Mx	0	30
49	MP2C	X	-1.473	30
50	MP2C	Z	-2.55	30
51	MP2C	Mx	0	30
52	OVP	X	-12.543	12
53	OVP	Z	-21.726	12
54	OVP	Mx	0	12
55	MP3A	X	-6.096	48
56	MP3A	Z	-10.559	48
57	MP3A	Mx	0	48
58	MP3B	X	-6.096	48
59	MP3B	Z	-10.559	48
60	MP3B	Mx	0	48
61	MP3C	X	-6.096	48
62	MP3C	Z	-10.559	48
63	MP3C	Mx	0	48
64	MP2A	X	-6.096	48
65	MP2A	Z	-10.559	48
66	MP2A	Mx	0	48
67	MP2B	X	-6.096	48
68	MP2B	Z	-10.559	48
69	MP2B	Mx	0	48
70	MP2C	X	-6.096	48
71	MP2C	Z	-10.559	48
72	MP2C	Mx	0	48
73	MP2A	X	-12.542	21.48
74	MP2A	Z	-21.723	21.48
75	MP2A	Mx	-.005	21.48



**Member Point Loads (BLC 26 : Antenna Wi (330 Deg)) (Continued)**

	Member Label	Direction	Magnitude[lb.k-ft]	Location[in,%]
76	MP2A	X	-12.542	69.48
77	MP2A	Z	-21.723	69.48
78	MP2A	Mx	-.005	69.48
79	MP2B	X	-12.542	21.48
80	MP2B	Z	-21.723	21.48
81	MP2B	Mx	.024	21.48
82	MP2B	X	-12.542	69.48
83	MP2B	Z	-21.723	69.48
84	MP2B	Mx	.024	69.48
85	MP2C	X	-9.287	21.48
86	MP2C	Z	-16.086	21.48
87	MP2C	Mx	-.014	21.48
88	MP2C	X	-9.287	69.48
89	MP2C	Z	-16.086	69.48
90	MP2C	Mx	-.014	69.48
91	MP2A	X	-12.542	21.48
92	MP2A	Z	-21.723	21.48
93	MP2A	Mx	.024	21.48
94	MP2A	X	-12.542	69.48
95	MP2A	Z	-21.723	69.48
96	MP2A	Mx	.024	69.48
97	MP2B	X	-12.542	21.48
98	MP2B	Z	-21.723	21.48
99	MP2B	Mx	-.005	21.48
100	MP2B	X	-12.542	69.48
101	MP2B	Z	-21.723	69.48
102	MP2B	Mx	-.005	69.48
103	MP2C	X	-9.287	21.48
104	MP2C	Z	-16.086	21.48
105	MP2C	Mx	-.014	21.48
106	MP2C	X	-9.287	69.48
107	MP2C	Z	-16.086	69.48
108	MP2C	Mx	-.014	69.48
109	MP5A	X	-8.549	18.96
110	MP5A	Z	-14.807	18.96
111	MP5A	Mx	.006	18.96
112	MP5A	X	-8.549	66.96
113	MP5A	Z	-14.807	66.96
114	MP5A	Mx	.006	66.96
115	MP5B	X	-8.549	18.96
116	MP5B	Z	-14.807	18.96
117	MP5B	Mx	.006	18.96
118	MP5B	X	-8.549	66.96
119	MP5B	Z	-14.807	66.96
120	MP5B	Mx	.006	66.96
121	MP5C	X	-7.264	18.96
122	MP5C	Z	-12.582	18.96
123	MP5C	Mx	-.011	18.96
124	MP5C	X	-7.264	66.96
125	MP5C	Z	-12.582	66.96
126	MP5C	Mx	-.011	66.96

**Member Point Loads (BLC 27 : Antenna Wm (0 Deg))**

	Member Label	Direction	Magnitude[lb.k-ft]	Location[in,%]
1	MP5B	X	0	12
2	MP5B	Z	-1.478	12



Company :  
 Designer :  
 Job Number :  
 Model Name :

June 23, 2021  
 12:32 PM  
 Checked By: \_\_\_\_\_

**Member Point Loads (BLC 27 : Antenna Wm (0 Deg)) (Continued)**

	Member Label	Direction	Magnitude[lb.k-ft]	Location[in,%]
3	MP5B	Mx	0	12
4	MP5C	X	0	12
5	MP5C	Z	-1.478	12
6	MP5C	Mx	0	12
7	MP1A	X	0	30.96
8	MP1A	Z	-0.877	30.96
9	MP1A	Mx	0	30.96
10	MP1A	X	0	54.96
11	MP1A	Z	-0.877	54.96
12	MP1A	Mx	0	54.96
13	MP1B	X	0	30.96
14	MP1B	Z	-0.348	30.96
15	MP1B	Mx	.000226	30.96
16	MP1B	X	0	54.96
17	MP1B	Z	-0.348	54.96
18	MP1B	Mx	.000226	54.96
19	MP1C	X	0	30.96
20	MP1C	Z	-0.348	30.96
21	MP1C	Mx	-.000226	30.96
22	MP1C	X	0	54.96
23	MP1C	Z	-0.348	54.96
24	MP1C	Mx	-.000226	54.96
25	MP4A	X	0	30.96
26	MP4A	Z	-4.63	30.96
27	MP4A	Mx	0	30.96
28	MP4A	X	0	54.96
29	MP4A	Z	-4.63	54.96
30	MP4A	Mx	0	54.96
31	MP4B	X	0	30.96
32	MP4B	Z	-2.517	30.96
33	MP4B	Mx	.002	30.96
34	MP4B	X	0	54.96
35	MP4B	Z	-2.517	54.96
36	MP4B	Mx	.002	54.96
37	MP4C	X	0	30.96
38	MP4C	Z	-2.517	30.96
39	MP4C	Mx	-.002	30.96
40	MP4C	X	0	54.96
41	MP4C	Z	-2.517	54.96
42	MP4C	Mx	-.002	54.96
43	MP2A	X	0	30
44	MP2A	Z	-0.673	30
45	MP2A	Mx	.000168	30
46	MP2B	X	0	30
47	MP2B	Z	-0.673	30
48	MP2B	Mx	.000168	30
49	MP2C	X	0	30
50	MP2C	Z	-0.673	30
51	MP2C	Mx	.000168	30
52	OVP	X	0	12
53	OVP	Z	-7.524	12
54	OVP	Mx	0	12
55	MP3A	X	0	48
56	MP3A	Z	-3.379	48
57	MP3A	Mx	.000845	48
58	MP3B	X	0	48
59	MP3B	Z	-3.379	48

**Member Point Loads (BLC 27 : Antenna Wm (0 Deg)) (Continued)**

	Member Label	Direction	Magnitude[lb.k-ft]	Location[in,%]
60	MP3B	Mx	.000845	48
61	MP3C	X	0	48
62	MP3C	Z	-3.379	48
63	MP3C	Mx	.000845	48
64	MP2A	X	0	48
65	MP2A	Z	-3.262	48
66	MP2A	Mx	.000815	48
67	MP2B	X	0	48
68	MP2B	Z	-3.262	48
69	MP2B	Mx	.000815	48
70	MP2C	X	0	48
71	MP2C	Z	-3.262	48
72	MP2C	Mx	.000815	48
73	MP2A	X	0	21.48
74	MP2A	Z	-8.974	21.48
75	MP2A	Mx	-.006	21.48
76	MP2A	X	0	69.48
77	MP2A	Z	-8.974	69.48
78	MP2A	Mx	-.006	69.48
79	MP2B	X	0	21.48
80	MP2B	Z	-6.664	21.48
81	MP2B	Mx	.007	21.48
82	MP2B	X	0	69.48
83	MP2B	Z	-6.664	69.48
84	MP2B	Mx	.007	69.48
85	MP2C	X	0	21.48
86	MP2C	Z	-6.664	21.48
87	MP2C	Mx	-.002	21.48
88	MP2C	X	0	69.48
89	MP2C	Z	-6.664	69.48
90	MP2C	Mx	-.002	69.48
91	MP2A	X	0	21.48
92	MP2A	Z	-8.974	21.48
93	MP2A	Mx	.006	21.48
94	MP2A	X	0	69.48
95	MP2A	Z	-8.974	69.48
96	MP2A	Mx	.006	69.48
97	MP2B	X	0	21.48
98	MP2B	Z	-6.664	21.48
99	MP2B	Mx	.002	21.48
100	MP2B	X	0	69.48
101	MP2B	Z	-6.664	69.48
102	MP2B	Mx	.002	69.48
103	MP2C	X	0	21.48
104	MP2C	Z	-6.664	21.48
105	MP2C	Mx	-.007	21.48
106	MP2C	X	0	69.48
107	MP2C	Z	-6.664	69.48
108	MP2C	Mx	-.007	69.48
109	MP5A	X	0	18.96
110	MP5A	Z	-5.674	18.96
111	MP5A	Mx	0	18.96
112	MP5A	X	0	66.96
113	MP5A	Z	-5.674	66.96
114	MP5A	Mx	0	66.96
115	MP5B	X	0	18.96
116	MP5B	Z	-4.788	18.96

**Member Point Loads (BLC 27 : Antenna Wm (0 Deg)) (Continued)**

	Member Label	Direction	Magnitude[lb.k-ft]	Location[in,%]
117	MP5B	Mx	.003	18.96
118	MP5B	X	0	66.96
119	MP5B	Z	-4.788	66.96
120	MP5B	Mx	.003	66.96
121	MP5C	X	0	18.96
122	MP5C	Z	-4.788	18.96
123	MP5C	Mx	-.003	18.96
124	MP5C	X	0	66.96
125	MP5C	Z	-4.788	66.96
126	MP5C	Mx	-.003	66.96

**Member Point Loads (BLC 28 : Antenna Wm (30 Deg))**

	Member Label	Direction	Magnitude[lb.k-ft]	Location[in,%]
1	MP5B	X	.246	12
2	MP5B	Z	-.427	12
3	MP5B	Mx	0	12
4	MP5C	X	.246	12
5	MP5C	Z	-.427	12
6	MP5C	Mx	0	12
7	MP1A	X	.35	30.96
8	MP1A	Z	-.607	30.96
9	MP1A	Mx	-.000262	30.96
10	MP1A	X	.35	54.96
11	MP1A	Z	-.607	54.96
12	MP1A	Mx	-.000262	54.96
13	MP1B	X	.086	30.96
14	MP1B	Z	-.149	30.96
15	MP1B	Mx	.000129	30.96
16	MP1B	X	.086	54.96
17	MP1B	Z	-.149	54.96
18	MP1B	Mx	.000129	54.96
19	MP1C	X	.35	30.96
20	MP1C	Z	-.607	30.96
21	MP1C	Mx	-.000263	30.96
22	MP1C	X	.35	54.96
23	MP1C	Z	-.607	54.96
24	MP1C	Mx	-.000263	54.96
25	MP4A	X	1.963	30.96
26	MP4A	Z	-3.399	30.96
27	MP4A	Mx	-.001	30.96
28	MP4A	X	1.963	54.96
29	MP4A	Z	-3.399	54.96
30	MP4A	Mx	-.001	54.96
31	MP4B	X	.906	30.96
32	MP4B	Z	-1.57	30.96
33	MP4B	Mx	.001	30.96
34	MP4B	X	.906	54.96
35	MP4B	Z	-1.57	54.96
36	MP4B	Mx	.001	54.96
37	MP4C	X	1.963	30.96
38	MP4C	Z	-3.399	30.96
39	MP4C	Mx	-.001	30.96
40	MP4C	X	1.963	54.96
41	MP4C	Z	-3.399	54.96
42	MP4C	Mx	-.001	54.96
43	MP2A	X	.28	30



Company :  
 Designer :  
 Job Number :  
 Model Name :

June 23, 2021  
 12:32 PM  
 Checked By: \_\_\_\_\_

**Member Point Loads (BLC 28 : Antenna Wm (30 Deg)) (Continued)**

	Member Label	Direction	Magnitude[lb.k-ft]	Location[in,%]
44	MP2A	Z	- .485	30
45	MP2A	Mx	.000242	30
46	MP2B	X	.28	30
47	MP2B	Z	- .485	30
48	MP2B	Mx	.000242	30
49	MP2C	X	.28	30
50	MP2C	Z	- .485	30
51	MP2C	Mx	.000242	30
52	OVP	X	3.288	12
53	OVP	Z	-5.695	12
54	OVP	Mx	0	12
55	MP3A	X	1.384	48
56	MP3A	Z	-2.397	48
57	MP3A	Mx	.001	48
58	MP3B	X	1.384	48
59	MP3B	Z	-2.397	48
60	MP3B	Mx	.001	48
61	MP3C	X	1.384	48
62	MP3C	Z	-2.397	48
63	MP3C	Mx	.001	48
64	MP2A	X	1.209	48
65	MP2A	Z	-2.093	48
66	MP2A	Mx	.001	48
67	MP2B	X	1.209	48
68	MP2B	Z	-2.093	48
69	MP2B	Mx	.001	48
70	MP2C	X	1.209	48
71	MP2C	Z	-2.093	48
72	MP2C	Mx	.001	48
73	MP2A	X	4.102	21.48
74	MP2A	Z	-7.105	21.48
75	MP2A	Mx	-.008	21.48
76	MP2A	X	4.102	69.48
77	MP2A	Z	-7.105	69.48
78	MP2A	Mx	-.008	69.48
79	MP2B	X	2.947	21.48
80	MP2B	Z	-5.104	21.48
81	MP2B	Mx	.004	21.48
82	MP2B	X	2.947	69.48
83	MP2B	Z	-5.104	69.48
84	MP2B	Mx	.004	69.48
85	MP2C	X	4.102	21.48
86	MP2C	Z	-7.105	21.48
87	MP2C	Mx	.002	21.48
88	MP2C	X	4.102	69.48
89	MP2C	Z	-7.105	69.48
90	MP2C	Mx	.002	69.48
91	MP2A	X	4.102	21.48
92	MP2A	Z	-7.105	21.48
93	MP2A	Mx	.002	21.48
94	MP2A	X	4.102	69.48
95	MP2A	Z	-7.105	69.48
96	MP2A	Mx	.002	69.48
97	MP2B	X	2.947	21.48
98	MP2B	Z	-5.104	21.48
99	MP2B	Mx	.004	21.48
100	MP2B	X	2.947	69.48

**Member Point Loads (BLC 28 : Antenna Wm (30 Deg)) (Continued)**

	Member Label	Direction	Magnitude[lb.k-ft]	Location[in,%]
101	MP2B	Z	-5.104	69.48
102	MP2B	Mx	.004	69.48
103	MP2C	X	4.102	21.48
104	MP2C	Z	-7.105	21.48
105	MP2C	Mx	-.008	21.48
106	MP2C	X	4.102	69.48
107	MP2C	Z	-7.105	69.48
108	MP2C	Mx	-.008	69.48
109	MP5A	X	2.689	18.96
110	MP5A	Z	-4.658	18.96
111	MP5A	Mx	-.002	18.96
112	MP5A	X	2.689	66.96
113	MP5A	Z	-4.658	66.96
114	MP5A	Mx	-.002	66.96
115	MP5B	X	2.246	18.96
116	MP5B	Z	-3.891	18.96
117	MP5B	Mx	.003	18.96
118	MP5B	X	2.246	66.96
119	MP5B	Z	-3.891	66.96
120	MP5B	Mx	.003	66.96
121	MP5C	X	2.689	18.96
122	MP5C	Z	-4.658	18.96
123	MP5C	Mx	-.002	18.96
124	MP5C	X	2.689	66.96
125	MP5C	Z	-4.658	66.96
126	MP5C	Mx	-.002	66.96

**Member Point Loads (BLC 29 : Antenna Wm (60 Deg))**

	Member Label	Direction	Magnitude[lb.k-ft]	Location[in,%]
1	MP5B	X	0	12
2	MP5B	Z	0	12
3	MP5B	Mx	0	12
4	MP5C	X	0	12
5	MP5C	Z	0	12
6	MP5C	Mx	0	12
7	MP1A	X	.301	30.96
8	MP1A	Z	-.174	30.96
9	MP1A	Mx	-.000226	30.96
10	MP1A	X	.301	54.96
11	MP1A	Z	-.174	54.96
12	MP1A	Mx	-.000226	54.96
13	MP1B	X	.301	30.96
14	MP1B	Z	-.174	30.96
15	MP1B	Mx	.000226	30.96
16	MP1B	X	.301	54.96
17	MP1B	Z	-.174	54.96
18	MP1B	Mx	.000226	54.96
19	MP1C	X	.759	30.96
20	MP1C	Z	-.438	30.96
21	MP1C	Mx	0	30.96
22	MP1C	X	.759	54.96
23	MP1C	Z	-.438	54.96
24	MP1C	Mx	0	54.96
25	MP4A	X	2.18	30.96
26	MP4A	Z	-1.258	30.96
27	MP4A	Mx	-.002	30.96



Company :  
 Designer :  
 Job Number :  
 Model Name :

June 23, 2021  
 12:32 PM  
 Checked By: \_\_\_\_\_

**Member Point Loads (BLC 29 : Antenna Wm (60 Deg)) (Continued)**

	Member Label	Direction	Magnitude[lb.k-ft]	Location[in,%]
28	MP4A	X	2.18	54.96
29	MP4A	Z	-1.258	54.96
30	MP4A	Mx	-.002	54.96
31	MP4B	X	2.18	30.96
32	MP4B	Z	-1.258	30.96
33	MP4B	Mx	.002	30.96
34	MP4B	X	2.18	54.96
35	MP4B	Z	-1.258	54.96
36	MP4B	Mx	.002	54.96
37	MP4C	X	4.009	30.96
38	MP4C	Z	-2.315	30.96
39	MP4C	Mx	0	30.96
40	MP4C	X	4.009	54.96
41	MP4C	Z	-2.315	54.96
42	MP4C	Mx	0	54.96
43	MP2A	X	.437	30
44	MP2A	Z	-.252	30
45	MP2A	Mx	.000252	30
46	MP2B	X	.437	30
47	MP2B	Z	-.252	30
48	MP2B	Mx	.000252	30
49	MP2C	X	.437	30
50	MP2C	Z	-.252	30
51	MP2C	Mx	.000252	30
52	OVP	X	5.285	12
53	OVP	Z	-3.051	12
54	OVP	Mx	0	12
55	MP3A	X	2.133	48
56	MP3A	Z	-1.231	48
57	MP3A	Mx	.001	48
58	MP3B	X	2.133	48
59	MP3B	Z	-1.231	48
60	MP3B	Mx	.001	48
61	MP3C	X	2.133	48
62	MP3C	Z	-1.231	48
63	MP3C	Mx	.001	48
64	MP2A	X	1.727	48
65	MP2A	Z	-.997	48
66	MP2A	Mx	.000997	48
67	MP2B	X	1.727	48
68	MP2B	Z	-.997	48
69	MP2B	Mx	.000997	48
70	MP2C	X	1.727	48
71	MP2C	Z	-.997	48
72	MP2C	Mx	.000997	48
73	MP2A	X	5.771	21.48
74	MP2A	Z	-3.332	21.48
75	MP2A	Mx	-.007	21.48
76	MP2A	X	5.771	69.48
77	MP2A	Z	-3.332	69.48
78	MP2A	Mx	-.007	69.48
79	MP2B	X	5.771	21.48
80	MP2B	Z	-3.332	21.48
81	MP2B	Mx	.002	21.48
82	MP2B	X	5.771	69.48
83	MP2B	Z	-3.332	69.48
84	MP2B	Mx	.002	69.48

**Member Point Loads (BLC 29 : Antenna Wm (60 Deg)) (Continued)**

	Member Label	Direction	Magnitude[lb.k-ft]	Location[in,%]
85	MP2C	X	7.771	21.48
86	MP2C	Z	-4.487	21.48
87	MP2C	Mx	.006	21.48
88	MP2C	X	7.771	69.48
89	MP2C	Z	-4.487	69.48
90	MP2C	Mx	.006	69.48
91	MP2A	X	5.771	21.48
92	MP2A	Z	-3.332	21.48
93	MP2A	Mx	-.002	21.48
94	MP2A	X	5.771	69.48
95	MP2A	Z	-3.332	69.48
96	MP2A	Mx	-.002	69.48
97	MP2B	X	5.771	21.48
98	MP2B	Z	-3.332	21.48
99	MP2B	Mx	.007	21.48
100	MP2B	X	5.771	69.48
101	MP2B	Z	-3.332	69.48
102	MP2B	Mx	.007	69.48
103	MP2C	X	7.771	21.48
104	MP2C	Z	-4.487	21.48
105	MP2C	Mx	-.006	21.48
106	MP2C	X	7.771	69.48
107	MP2C	Z	-4.487	69.48
108	MP2C	Mx	-.006	69.48
109	MP5A	X	4.146	18.96
110	MP5A	Z	-2.394	18.96
111	MP5A	Mx	-.003	18.96
112	MP5A	X	4.146	66.96
113	MP5A	Z	-2.394	66.96
114	MP5A	Mx	-.003	66.96
115	MP5B	X	4.146	18.96
116	MP5B	Z	-2.394	18.96
117	MP5B	Mx	.003	18.96
118	MP5B	X	4.146	66.96
119	MP5B	Z	-2.394	66.96
120	MP5B	Mx	.003	66.96
121	MP5C	X	4.914	18.96
122	MP5C	Z	-2.837	18.96
123	MP5C	Mx	0	18.96
124	MP5C	X	4.914	66.96
125	MP5C	Z	-2.837	66.96
126	MP5C	Mx	0	66.96

**Member Point Loads (BLC 30 : Antenna Wm (90 Deg))**

	Member Label	Direction	Magnitude[lb.k-ft]	Location[in,%]
1	MP5B	X	.493	12
2	MP5B	Z	0	12
3	MP5B	Mx	0	12
4	MP5C	X	.493	12
5	MP5C	Z	0	12
6	MP5C	Mx	0	12
7	MP1A	X	.172	30.96
8	MP1A	Z	0	30.96
9	MP1A	Mx	-.000129	30.96
10	MP1A	X	.172	54.96
11	MP1A	Z	0	54.96





Company :  
 Designer :  
 Job Number :  
 Model Name :

June 23, 2021  
 12:32 PM  
 Checked By: \_\_\_\_\_

**Member Point Loads (BLC 30 : Antenna Wm (90 Deg)) (Continued)**

	Member Label	Direction	Magnitude[lb.k-ft]	Location[in,%]
12	MP1A	Mx	-.000129	54.96
13	MP1B	X	.7	30.96
14	MP1B	Z	0	30.96
15	MP1B	Mx	.000262	30.96
16	MP1B	X	.7	54.96
17	MP1B	Z	0	54.96
18	MP1B	Mx	.000262	54.96
19	MP1C	X	.7	30.96
20	MP1C	Z	0	30.96
21	MP1C	Mx	.000262	30.96
22	MP1C	X	.7	54.96
23	MP1C	Z	0	54.96
24	MP1C	Mx	.000262	54.96
25	MP4A	X	1.813	30.96
26	MP4A	Z	0	30.96
27	MP4A	Mx	-.001	30.96
28	MP4A	X	1.813	54.96
29	MP4A	Z	0	54.96
30	MP4A	Mx	-.001	54.96
31	MP4B	X	3.925	30.96
32	MP4B	Z	0	30.96
33	MP4B	Mx	.001	30.96
34	MP4B	X	3.925	54.96
35	MP4B	Z	0	54.96
36	MP4B	Mx	.001	54.96
37	MP4C	X	3.925	30.96
38	MP4C	Z	0	30.96
39	MP4C	Mx	.001	30.96
40	MP4C	X	3.925	54.96
41	MP4C	Z	0	54.96
42	MP4C	Mx	.001	54.96
43	MP2A	X	.56	30
44	MP2A	Z	0	30
45	MP2A	Mx	.000242	30
46	MP2B	X	.56	30
47	MP2B	Z	0	30
48	MP2B	Mx	.000242	30
49	MP2C	X	.56	30
50	MP2C	Z	0	30
51	MP2C	Mx	.000242	30
52	OVP	X	6.576	12
53	OVP	Z	0	12
54	OVP	Mx	0	12
55	MP3A	X	2.768	48
56	MP3A	Z	0	48
57	MP3A	Mx	.001	48
58	MP3B	X	2.768	48
59	MP3B	Z	0	48
60	MP3B	Mx	.001	48
61	MP3C	X	2.768	48
62	MP3C	Z	0	48
63	MP3C	Mx	.001	48
64	MP2A	X	2.417	48
65	MP2A	Z	0	48
66	MP2A	Mx	.001	48
67	MP2B	X	2.417	48
68	MP2B	Z	0	48



Company :  
 Designer :  
 Job Number :  
 Model Name :

June 23, 2021  
 12:32 PM  
 Checked By: \_\_\_\_\_

**Member Point Loads (BLC 30 : Antenna Wm (90 Deg)) (Continued)**

	Member Label	Direction	Magnitude[lb.k-ft]	Location[in,%]
69	MP2B	Mx	.001	48
70	MP2C	X	2.417	48
71	MP2C	Z	0	48
72	MP2C	Mx	.001	48
73	MP2A	X	5.894	21.48
74	MP2A	Z	0	21.48
75	MP2A	Mx	-.004	21.48
76	MP2A	X	5.894	69.48
77	MP2A	Z	0	69.48
78	MP2A	Mx	-.004	69.48
79	MP2B	X	8.204	21.48
80	MP2B	Z	0	21.48
81	MP2B	Mx	-.002	21.48
82	MP2B	X	8.204	69.48
83	MP2B	Z	0	69.48
84	MP2B	Mx	-.002	69.48
85	MP2C	X	8.204	21.48
86	MP2C	Z	0	21.48
87	MP2C	Mx	.008	21.48
88	MP2C	X	8.204	69.48
89	MP2C	Z	0	69.48
90	MP2C	Mx	.008	69.48
91	MP2A	X	5.894	21.48
92	MP2A	Z	0	21.48
93	MP2A	Mx	-.004	21.48
94	MP2A	X	5.894	69.48
95	MP2A	Z	0	69.48
96	MP2A	Mx	-.004	69.48
97	MP2B	X	8.204	21.48
98	MP2B	Z	0	21.48
99	MP2B	Mx	.008	21.48
100	MP2B	X	8.204	69.48
101	MP2B	Z	0	69.48
102	MP2B	Mx	.008	69.48
103	MP2C	X	8.204	21.48
104	MP2C	Z	0	21.48
105	MP2C	Mx	-.002	21.48
106	MP2C	X	8.204	69.48
107	MP2C	Z	0	69.48
108	MP2C	Mx	-.002	69.48
109	MP5A	X	4.493	18.96
110	MP5A	Z	0	18.96
111	MP5A	Mx	-.003	18.96
112	MP5A	X	4.493	66.96
113	MP5A	Z	0	66.96
114	MP5A	Mx	-.003	66.96
115	MP5B	X	5.378	18.96
116	MP5B	Z	0	18.96
117	MP5B	Mx	.002	18.96
118	MP5B	X	5.378	66.96
119	MP5B	Z	0	66.96
120	MP5B	Mx	.002	66.96
121	MP5C	X	5.378	18.96
122	MP5C	Z	0	18.96
123	MP5C	Mx	.002	18.96
124	MP5C	X	5.378	66.96
125	MP5C	Z	0	66.96



Company :  
 Designer :  
 Job Number :  
 Model Name :

June 23, 2021  
 12:32 PM  
 Checked By: \_\_\_\_\_

**Member Point Loads (BLC 30 : Antenna Wm (90 Deg)) (Continued)**

	Member Label	Direction	Magnitude[lb.k-ft]	Location[in,%]
126	MP5C	Mx	.002	66.96

**Member Point Loads (BLC 31 : Antenna Wm (120 Deg))**

	Member Label	Direction	Magnitude[lb.k-ft]	Location[in,%]
1	MP5B	X	1.28	12
2	MP5B	Z	.739	12
3	MP5B	Mx	0	12
4	MP5C	X	1.28	12
5	MP5C	Z	.739	12
6	MP5C	Mx	0	12
7	MP1A	X	.301	30.96
8	MP1A	Z	.174	30.96
9	MP1A	Mx	-.000226	30.96
10	MP1A	X	.301	54.96
11	MP1A	Z	.174	54.96
12	MP1A	Mx	-.000226	54.96
13	MP1B	X	.759	30.96
14	MP1B	Z	.438	30.96
15	MP1B	Mx	0	30.96
16	MP1B	X	.759	54.96
17	MP1B	Z	.438	54.96
18	MP1B	Mx	0	54.96
19	MP1C	X	.301	30.96
20	MP1C	Z	.174	30.96
21	MP1C	Mx	.000226	30.96
22	MP1C	X	.301	54.96
23	MP1C	Z	.174	54.96
24	MP1C	Mx	.000226	54.96
25	MP4A	X	2.18	30.96
26	MP4A	Z	1.258	30.96
27	MP4A	Mx	-.002	30.96
28	MP4A	X	2.18	54.96
29	MP4A	Z	1.258	54.96
30	MP4A	Mx	-.002	54.96
31	MP4B	X	4.009	30.96
32	MP4B	Z	2.315	30.96
33	MP4B	Mx	0	30.96
34	MP4B	X	4.009	54.96
35	MP4B	Z	2.315	54.96
36	MP4B	Mx	0	54.96
37	MP4C	X	2.18	30.96
38	MP4C	Z	1.258	30.96
39	MP4C	Mx	.002	30.96
40	MP4C	X	2.18	54.96
41	MP4C	Z	1.258	54.96
42	MP4C	Mx	.002	54.96
43	MP2A	X	.583	30
44	MP2A	Z	.336	30
45	MP2A	Mx	.000168	30
46	MP2B	X	.583	30
47	MP2B	Z	.336	30
48	MP2B	Mx	.000168	30
49	MP2C	X	.583	30
50	MP2C	Z	.336	30
51	MP2C	Mx	.000168	30
52	OVP	X	6.516	12



Company :  
 Designer :  
 Job Number :  
 Model Name :

June 23, 2021  
 12:32 PM  
 Checked By: \_\_\_\_\_

**Member Point Loads (BLC 31 : Antenna Wm (120 Deg)) (Continued)**

	Member Label	Direction	Magnitude[lb.k-ft]	Location[in,%]
53	OVP	Z	3.762	12
54	OVP	Mx	0	12
55	MP3A	X	2.926	48
56	MP3A	Z	1.689	48
57	MP3A	Mx	.000845	48
58	MP3B	X	2.926	48
59	MP3B	Z	1.689	48
60	MP3B	Mx	.000845	48
61	MP3C	X	2.926	48
62	MP3C	Z	1.689	48
63	MP3C	Mx	.000845	48
64	MP2A	X	2.825	48
65	MP2A	Z	1.631	48
66	MP2A	Mx	.000816	48
67	MP2B	X	2.825	48
68	MP2B	Z	1.631	48
69	MP2B	Mx	.000816	48
70	MP2C	X	2.825	48
71	MP2C	Z	1.631	48
72	MP2C	Mx	.000816	48
73	MP2A	X	5.771	21.48
74	MP2A	Z	3.332	21.48
75	MP2A	Mx	-.002	21.48
76	MP2A	X	5.771	69.48
77	MP2A	Z	3.332	69.48
78	MP2A	Mx	-.002	69.48
79	MP2B	X	7.771	21.48
80	MP2B	Z	4.487	21.48
81	MP2B	Mx	-.006	21.48
82	MP2B	X	7.771	69.48
83	MP2B	Z	4.487	69.48
84	MP2B	Mx	-.006	69.48
85	MP2C	X	5.771	21.48
86	MP2C	Z	3.332	21.48
87	MP2C	Mx	.007	21.48
88	MP2C	X	5.771	69.48
89	MP2C	Z	3.332	69.48
90	MP2C	Mx	.007	69.48
91	MP2A	X	5.771	21.48
92	MP2A	Z	3.332	21.48
93	MP2A	Mx	-.007	21.48
94	MP2A	X	5.771	69.48
95	MP2A	Z	3.332	69.48
96	MP2A	Mx	-.007	69.48
97	MP2B	X	7.771	21.48
98	MP2B	Z	4.487	21.48
99	MP2B	Mx	.006	21.48
100	MP2B	X	7.771	69.48
101	MP2B	Z	4.487	69.48
102	MP2B	Mx	.006	69.48
103	MP2C	X	5.771	21.48
104	MP2C	Z	3.332	21.48
105	MP2C	Mx	.002	21.48
106	MP2C	X	5.771	69.48
107	MP2C	Z	3.332	69.48
108	MP2C	Mx	.002	69.48
109	MP5A	X	4.146	18.96

**Member Point Loads (BLC 31 : Antenna Wm (120 Deg)) (Continued)**

	Member Label	Direction	Magnitude[lb.k-ft]	Location[in,%]
110	MP5A	Z	2.394	18.96
111	MP5A	Mx	-.003	18.96
112	MP5A	X	4.146	66.96
113	MP5A	Z	2.394	66.96
114	MP5A	Mx	-.003	66.96
115	MP5B	X	4.914	18.96
116	MP5B	Z	2.837	18.96
117	MP5B	Mx	0	18.96
118	MP5B	X	4.914	66.96
119	MP5B	Z	2.837	66.96
120	MP5B	Mx	0	66.96
121	MP5C	X	4.146	18.96
122	MP5C	Z	2.394	18.96
123	MP5C	Mx	.003	18.96
124	MP5C	X	4.146	66.96
125	MP5C	Z	2.394	66.96
126	MP5C	Mx	.003	66.96

**Member Point Loads (BLC 32 : Antenna Wm (150 Deg))**

	Member Label	Direction	Magnitude[lb.k-ft]	Location[in,%]
1	MP5B	X	.985	12
2	MP5B	Z	1.706	12
3	MP5B	Mx	0	12
4	MP5C	X	.985	12
5	MP5C	Z	1.706	12
6	MP5C	Mx	0	12
7	MP1A	X	.35	30.96
8	MP1A	Z	.607	30.96
9	MP1A	Mx	-.000262	30.96
10	MP1A	X	.35	54.96
11	MP1A	Z	.607	54.96
12	MP1A	Mx	-.000262	54.96
13	MP1B	X	.35	30.96
14	MP1B	Z	.607	30.96
15	MP1B	Mx	-.000263	30.96
16	MP1B	X	.35	54.96
17	MP1B	Z	.607	54.96
18	MP1B	Mx	-.000263	54.96
19	MP1C	X	.086	30.96
20	MP1C	Z	.149	30.96
21	MP1C	Mx	.000129	30.96
22	MP1C	X	.086	54.96
23	MP1C	Z	.149	54.96
24	MP1C	Mx	.000129	54.96
25	MP4A	X	1.963	30.96
26	MP4A	Z	3.399	30.96
27	MP4A	Mx	-.001	30.96
28	MP4A	X	1.963	54.96
29	MP4A	Z	3.399	54.96
30	MP4A	Mx	-.001	54.96
31	MP4B	X	1.963	30.96
32	MP4B	Z	3.399	30.96
33	MP4B	Mx	-.001	30.96
34	MP4B	X	1.963	54.96
35	MP4B	Z	3.399	54.96
36	MP4B	Mx	-.001	54.96

**Member Point Loads (BLC 32 : Antenna Wm (150 Deg)) (Continued)**

	Member Label	Direction	Magnitude[lb.k-ft]	Location[in,%]
37	MP4C	X	.906	30.96
38	MP4C	Z	1.57	30.96
39	MP4C	Mx	.001	30.96
40	MP4C	X	.906	54.96
41	MP4C	Z	1.57	54.96
42	MP4C	Mx	.001	54.96
43	MP2A	X	.364	30
44	MP2A	Z	.631	30
45	MP2A	Mx	0	30
46	MP2B	X	.364	30
47	MP2B	Z	.631	30
48	MP2B	Mx	0	30
49	MP2C	X	.364	30
50	MP2C	Z	.631	30
51	MP2C	Mx	0	30
52	OVP	X	3.999	12
53	OVP	Z	6.927	12
54	OVP	Mx	0	12
55	MP3A	X	1.842	48
56	MP3A	Z	3.19	48
57	MP3A	Mx	0	48
58	MP3B	X	1.842	48
59	MP3B	Z	3.19	48
60	MP3B	Mx	0	48
61	MP3C	X	1.842	48
62	MP3C	Z	3.19	48
63	MP3C	Mx	0	48
64	MP2A	X	1.842	48
65	MP2A	Z	3.19	48
66	MP2A	Mx	0	48
67	MP2B	X	1.842	48
68	MP2B	Z	3.19	48
69	MP2B	Mx	0	48
70	MP2C	X	1.842	48
71	MP2C	Z	3.19	48
72	MP2C	Mx	0	48
73	MP2A	X	4.102	21.48
74	MP2A	Z	7.105	21.48
75	MP2A	Mx	.002	21.48
76	MP2A	X	4.102	69.48
77	MP2A	Z	7.105	69.48
78	MP2A	Mx	.002	69.48
79	MP2B	X	4.102	21.48
80	MP2B	Z	7.105	21.48
81	MP2B	Mx	-.008	21.48
82	MP2B	X	4.102	69.48
83	MP2B	Z	7.105	69.48
84	MP2B	Mx	-.008	69.48
85	MP2C	X	2.947	21.48
86	MP2C	Z	5.104	21.48
87	MP2C	Mx	.004	21.48
88	MP2C	X	2.947	69.48
89	MP2C	Z	5.104	69.48
90	MP2C	Mx	.004	69.48
91	MP2A	X	4.102	21.48
92	MP2A	Z	7.105	21.48
93	MP2A	Mx	-.008	21.48

**Member Point Loads (BLC 32 : Antenna Wm (150 Deg)) (Continued)**

	Member Label	Direction	Magnitude[lb.k-ft]	Location[in,%]
94	MP2A	X	4.102	69.48
95	MP2A	Z	7.105	69.48
96	MP2A	Mx	-.008	69.48
97	MP2B	X	4.102	21.48
98	MP2B	Z	7.105	21.48
99	MP2B	Mx	.002	21.48
100	MP2B	X	4.102	69.48
101	MP2B	Z	7.105	69.48
102	MP2B	Mx	.002	69.48
103	MP2C	X	2.947	21.48
104	MP2C	Z	5.104	21.48
105	MP2C	Mx	.004	21.48
106	MP2C	X	2.947	69.48
107	MP2C	Z	5.104	69.48
108	MP2C	Mx	.004	69.48
109	MP5A	X	2.689	18.96
110	MP5A	Z	4.658	18.96
111	MP5A	Mx	-.002	18.96
112	MP5A	X	2.689	66.96
113	MP5A	Z	4.658	66.96
114	MP5A	Mx	-.002	66.96
115	MP5B	X	2.689	18.96
116	MP5B	Z	4.658	18.96
117	MP5B	Mx	-.002	18.96
118	MP5B	X	2.689	66.96
119	MP5B	Z	4.658	66.96
120	MP5B	Mx	-.002	66.96
121	MP5C	X	2.246	18.96
122	MP5C	Z	3.891	18.96
123	MP5C	Mx	.003	18.96
124	MP5C	X	2.246	66.96
125	MP5C	Z	3.891	66.96
126	MP5C	Mx	.003	66.96

**Member Point Loads (BLC 33 : Antenna Wm (180 Deg))**

	Member Label	Direction	Magnitude[lb.k-ft]	Location[in,%]
1	MP5B	X	0	12
2	MP5B	Z	1.478	12
3	MP5B	Mx	0	12
4	MP5C	X	0	12
5	MP5C	Z	1.478	12
6	MP5C	Mx	0	12
7	MP1A	X	0	30.96
8	MP1A	Z	.877	30.96
9	MP1A	Mx	0	30.96
10	MP1A	X	0	54.96
11	MP1A	Z	.877	54.96
12	MP1A	Mx	0	54.96
13	MP1B	X	0	30.96
14	MP1B	Z	.348	30.96
15	MP1B	Mx	-.000226	30.96
16	MP1B	X	0	54.96
17	MP1B	Z	.348	54.96
18	MP1B	Mx	-.000226	54.96
19	MP1C	X	0	30.96
20	MP1C	Z	.348	30.96

**Member Point Loads (BLC 33 : Antenna Wm (180 Deg)) (Continued)**

	Member Label	Direction	Magnitude[lb.k-ft]	Location[in,%]
21	MP1C	Mx	.000226	30.96
22	MP1C	X	0	54.96
23	MP1C	Z	.348	54.96
24	MP1C	Mx	.000226	54.96
25	MP4A	X	0	30.96
26	MP4A	Z	4.63	30.96
27	MP4A	Mx	0	30.96
28	MP4A	X	0	54.96
29	MP4A	Z	4.63	54.96
30	MP4A	Mx	0	54.96
31	MP4B	X	0	30.96
32	MP4B	Z	2.517	30.96
33	MP4B	Mx	-.002	30.96
34	MP4B	X	0	54.96
35	MP4B	Z	2.517	54.96
36	MP4B	Mx	-.002	54.96
37	MP4C	X	0	30.96
38	MP4C	Z	2.517	30.96
39	MP4C	Mx	.002	30.96
40	MP4C	X	0	54.96
41	MP4C	Z	2.517	54.96
42	MP4C	Mx	.002	54.96
43	MP2A	X	0	30
44	MP2A	Z	.673	30
45	MP2A	Mx	-.000168	30
46	MP2B	X	0	30
47	MP2B	Z	.673	30
48	MP2B	Mx	-.000168	30
49	MP2C	X	0	30
50	MP2C	Z	.673	30
51	MP2C	Mx	-.000168	30
52	OVP	X	0	12
53	OVP	Z	7.524	12
54	OVP	Mx	0	12
55	MP3A	X	0	48
56	MP3A	Z	3.379	48
57	MP3A	Mx	-.000845	48
58	MP3B	X	0	48
59	MP3B	Z	3.379	48
60	MP3B	Mx	-.000845	48
61	MP3C	X	0	48
62	MP3C	Z	3.379	48
63	MP3C	Mx	-.000845	48
64	MP2A	X	0	48
65	MP2A	Z	3.262	48
66	MP2A	Mx	-.000815	48
67	MP2B	X	0	48
68	MP2B	Z	3.262	48
69	MP2B	Mx	-.000815	48
70	MP2C	X	0	48
71	MP2C	Z	3.262	48
72	MP2C	Mx	-.000815	48
73	MP2A	X	0	21.48
74	MP2A	Z	8.974	21.48
75	MP2A	Mx	.006	21.48
76	MP2A	X	0	69.48
77	MP2A	Z	8.974	69.48



**Member Point Loads (BLC 33 : Antenna Wm (180 Deg)) (Continued)**

	Member Label	Direction	Magnitude[lb.k-ft]	Location[in,%]
78	MP2A	Mx	.006	69.48
79	MP2B	X	0	21.48
80	MP2B	Z	6.664	21.48
81	MP2B	Mx	-.007	21.48
82	MP2B	X	0	69.48
83	MP2B	Z	6.664	69.48
84	MP2B	Mx	-.007	69.48
85	MP2C	X	0	21.48
86	MP2C	Z	6.664	21.48
87	MP2C	Mx	.002	21.48
88	MP2C	X	0	69.48
89	MP2C	Z	6.664	69.48
90	MP2C	Mx	.002	69.48
91	MP2A	X	0	21.48
92	MP2A	Z	8.974	21.48
93	MP2A	Mx	-.006	21.48
94	MP2A	X	0	69.48
95	MP2A	Z	8.974	69.48
96	MP2A	Mx	-.006	69.48
97	MP2B	X	0	21.48
98	MP2B	Z	6.664	21.48
99	MP2B	Mx	-.002	21.48
100	MP2B	X	0	69.48
101	MP2B	Z	6.664	69.48
102	MP2B	Mx	-.002	69.48
103	MP2C	X	0	21.48
104	MP2C	Z	6.664	21.48
105	MP2C	Mx	.007	21.48
106	MP2C	X	0	69.48
107	MP2C	Z	6.664	69.48
108	MP2C	Mx	.007	69.48
109	MP5A	X	0	18.96
110	MP5A	Z	5.674	18.96
111	MP5A	Mx	0	18.96
112	MP5A	X	0	66.96
113	MP5A	Z	5.674	66.96
114	MP5A	Mx	0	66.96
115	MP5B	X	0	18.96
116	MP5B	Z	4.788	18.96
117	MP5B	Mx	-.003	18.96
118	MP5B	X	0	66.96
119	MP5B	Z	4.788	66.96
120	MP5B	Mx	-.003	66.96
121	MP5C	X	0	18.96
122	MP5C	Z	4.788	18.96
123	MP5C	Mx	.003	18.96
124	MP5C	X	0	66.96
125	MP5C	Z	4.788	66.96
126	MP5C	Mx	.003	66.96

**Member Point Loads (BLC 34 : Antenna Wm (210 Deg))**

	Member Label	Direction	Magnitude[lb.k-ft]	Location[in,%]
1	MP5B	X	-.246	12
2	MP5B	Z	.427	12
3	MP5B	Mx	0	12
4	MP5C	X	-.246	12



Company :  
 Designer :  
 Job Number :  
 Model Name :

June 23, 2021  
 12:32 PM  
 Checked By: \_\_\_\_\_

**Member Point Loads (BLC 34 : Antenna Wm (210 Deg)) (Continued)**

	Member Label	Direction	Magnitude[lb.k-ft]	Location[in,%]
5	MP5C	Z	.427	12
6	MP5C	Mx	0	12
7	MP1A	X	-.35	30.96
8	MP1A	Z	.607	30.96
9	MP1A	Mx	.000262	30.96
10	MP1A	X	-.35	54.96
11	MP1A	Z	.607	54.96
12	MP1A	Mx	.000262	54.96
13	MP1B	X	-.086	30.96
14	MP1B	Z	.149	30.96
15	MP1B	Mx	-.000129	30.96
16	MP1B	X	-.086	54.96
17	MP1B	Z	.149	54.96
18	MP1B	Mx	-.000129	54.96
19	MP1C	X	-.35	30.96
20	MP1C	Z	.607	30.96
21	MP1C	Mx	.000263	30.96
22	MP1C	X	-.35	54.96
23	MP1C	Z	.607	54.96
24	MP1C	Mx	.000263	54.96
25	MP4A	X	-1.963	30.96
26	MP4A	Z	3.399	30.96
27	MP4A	Mx	.001	30.96
28	MP4A	X	-1.963	54.96
29	MP4A	Z	3.399	54.96
30	MP4A	Mx	.001	54.96
31	MP4B	X	-.906	30.96
32	MP4B	Z	1.57	30.96
33	MP4B	Mx	-.001	30.96
34	MP4B	X	-.906	54.96
35	MP4B	Z	1.57	54.96
36	MP4B	Mx	-.001	54.96
37	MP4C	X	-1.963	30.96
38	MP4C	Z	3.399	30.96
39	MP4C	Mx	.001	30.96
40	MP4C	X	-1.963	54.96
41	MP4C	Z	3.399	54.96
42	MP4C	Mx	.001	54.96
43	MP2A	X	-.28	30
44	MP2A	Z	.485	30
45	MP2A	Mx	-.000242	30
46	MP2B	X	-.28	30
47	MP2B	Z	.485	30
48	MP2B	Mx	-.000242	30
49	MP2C	X	-.28	30
50	MP2C	Z	.485	30
51	MP2C	Mx	-.000242	30
52	OVP	X	-3.288	12
53	OVP	Z	5.695	12
54	OVP	Mx	0	12
55	MP3A	X	-1.384	48
56	MP3A	Z	2.397	48
57	MP3A	Mx	-.001	48
58	MP3B	X	-1.384	48
59	MP3B	Z	2.397	48
60	MP3B	Mx	-.001	48
61	MP3C	X	-1.384	48



Company :  
 Designer :  
 Job Number :  
 Model Name :

June 23, 2021  
 12:32 PM  
 Checked By: \_\_\_\_\_

**Member Point Loads (BLC 34 : Antenna Wm (210 Deg)) (Continued)**

	Member Label	Direction	Magnitude[lb.k-ft]	Location[in,%]
62	MP3C	Z	2.397	48
63	MP3C	Mx	-0.001	48
64	MP2A	X	-1.209	48
65	MP2A	Z	2.093	48
66	MP2A	Mx	-0.001	48
67	MP2B	X	-1.209	48
68	MP2B	Z	2.093	48
69	MP2B	Mx	-0.001	48
70	MP2C	X	-1.209	48
71	MP2C	Z	2.093	48
72	MP2C	Mx	-0.001	48
73	MP2A	X	-4.102	21.48
74	MP2A	Z	7.105	21.48
75	MP2A	Mx	.008	21.48
76	MP2A	X	-4.102	69.48
77	MP2A	Z	7.105	69.48
78	MP2A	Mx	.008	69.48
79	MP2B	X	-2.947	21.48
80	MP2B	Z	5.104	21.48
81	MP2B	Mx	-0.004	21.48
82	MP2B	X	-2.947	69.48
83	MP2B	Z	5.104	69.48
84	MP2B	Mx	-0.004	69.48
85	MP2C	X	-4.102	21.48
86	MP2C	Z	7.105	21.48
87	MP2C	Mx	-0.002	21.48
88	MP2C	X	-4.102	69.48
89	MP2C	Z	7.105	69.48
90	MP2C	Mx	-0.002	69.48
91	MP2A	X	-4.102	21.48
92	MP2A	Z	7.105	21.48
93	MP2A	Mx	-0.002	21.48
94	MP2A	X	-4.102	69.48
95	MP2A	Z	7.105	69.48
96	MP2A	Mx	-0.002	69.48
97	MP2B	X	-2.947	21.48
98	MP2B	Z	5.104	21.48
99	MP2B	Mx	-0.004	21.48
100	MP2B	X	-2.947	69.48
101	MP2B	Z	5.104	69.48
102	MP2B	Mx	-0.004	69.48
103	MP2C	X	-4.102	21.48
104	MP2C	Z	7.105	21.48
105	MP2C	Mx	.008	21.48
106	MP2C	X	-4.102	69.48
107	MP2C	Z	7.105	69.48
108	MP2C	Mx	.008	69.48
109	MP5A	X	-2.689	18.96
110	MP5A	Z	4.658	18.96
111	MP5A	Mx	.002	18.96
112	MP5A	X	-2.689	66.96
113	MP5A	Z	4.658	66.96
114	MP5A	Mx	.002	66.96
115	MP5B	X	-2.246	18.96
116	MP5B	Z	3.891	18.96
117	MP5B	Mx	-0.003	18.96
118	MP5B	X	-2.246	66.96



Company :  
 Designer :  
 Job Number :  
 Model Name :

June 23, 2021  
 12:32 PM  
 Checked By: \_\_\_\_\_

**Member Point Loads (BLC 34 : Antenna Wm (210 Deg)) (Continued)**

	Member Label	Direction	Magnitude[lb.k-ft]	Location[in,%]
119	MP5B	Z	3.891	66.96
120	MP5B	Mx	-.003	66.96
121	MP5C	X	-2.689	18.96
122	MP5C	Z	4.658	18.96
123	MP5C	Mx	.002	18.96
124	MP5C	X	-2.689	66.96
125	MP5C	Z	4.658	66.96
126	MP5C	Mx	.002	66.96

**Member Point Loads (BLC 35 : Antenna Wm (240 Deg))**

	Member Label	Direction	Magnitude[lb.k-ft]	Location[in,%]
1	MP5B	X	0	12
2	MP5B	Z	0	12
3	MP5B	Mx	0	12
4	MP5C	X	0	12
5	MP5C	Z	0	12
6	MP5C	Mx	0	12
7	MP1A	X	-.301	30.96
8	MP1A	Z	.174	30.96
9	MP1A	Mx	.000226	30.96
10	MP1A	X	-.301	54.96
11	MP1A	Z	.174	54.96
12	MP1A	Mx	.000226	54.96
13	MP1B	X	-.301	30.96
14	MP1B	Z	.174	30.96
15	MP1B	Mx	-.000226	30.96
16	MP1B	X	-.301	54.96
17	MP1B	Z	.174	54.96
18	MP1B	Mx	-.000226	54.96
19	MP1C	X	-.759	30.96
20	MP1C	Z	.438	30.96
21	MP1C	Mx	0	30.96
22	MP1C	X	-.759	54.96
23	MP1C	Z	.438	54.96
24	MP1C	Mx	0	54.96
25	MP4A	X	-2.18	30.96
26	MP4A	Z	1.258	30.96
27	MP4A	Mx	.002	30.96
28	MP4A	X	-2.18	54.96
29	MP4A	Z	1.258	54.96
30	MP4A	Mx	.002	54.96
31	MP4B	X	-2.18	30.96
32	MP4B	Z	1.258	30.96
33	MP4B	Mx	-.002	30.96
34	MP4B	X	-2.18	54.96
35	MP4B	Z	1.258	54.96
36	MP4B	Mx	-.002	54.96
37	MP4C	X	-4.009	30.96
38	MP4C	Z	2.315	30.96
39	MP4C	Mx	0	30.96
40	MP4C	X	-4.009	54.96
41	MP4C	Z	2.315	54.96
42	MP4C	Mx	0	54.96
43	MP2A	X	-.437	30
44	MP2A	Z	.252	30
45	MP2A	Mx	-.000252	30



Company :  
 Designer :  
 Job Number :  
 Model Name :

June 23, 2021  
 12:32 PM  
 Checked By: \_\_\_\_\_

**Member Point Loads (BLC 35 : Antenna Wm (240 Deg)) (Continued)**

	Member Label	Direction	Magnitude[lb.k-ft]	Location[in,%]
46	MP2B	X	-437	30
47	MP2B	Z	.252	30
48	MP2B	Mx	-.000252	30
49	MP2C	X	-437	30
50	MP2C	Z	.252	30
51	MP2C	Mx	-.000252	30
52	OVP	X	-5.285	12
53	OVP	Z	3.051	12
54	OVP	Mx	0	12
55	MP3A	X	-2.133	48
56	MP3A	Z	1.231	48
57	MP3A	Mx	-.001	48
58	MP3B	X	-2.133	48
59	MP3B	Z	1.231	48
60	MP3B	Mx	-.001	48
61	MP3C	X	-2.133	48
62	MP3C	Z	1.231	48
63	MP3C	Mx	-.001	48
64	MP2A	X	-1.727	48
65	MP2A	Z	.997	48
66	MP2A	Mx	-.000997	48
67	MP2B	X	-1.727	48
68	MP2B	Z	.997	48
69	MP2B	Mx	-.000997	48
70	MP2C	X	-1.727	48
71	MP2C	Z	.997	48
72	MP2C	Mx	-.000997	48
73	MP2A	X	-5.771	21.48
74	MP2A	Z	3.332	21.48
75	MP2A	Mx	.007	21.48
76	MP2A	X	-5.771	69.48
77	MP2A	Z	3.332	69.48
78	MP2A	Mx	.007	69.48
79	MP2B	X	-5.771	21.48
80	MP2B	Z	3.332	21.48
81	MP2B	Mx	-.002	21.48
82	MP2B	X	-5.771	69.48
83	MP2B	Z	3.332	69.48
84	MP2B	Mx	-.002	69.48
85	MP2C	X	-7.771	21.48
86	MP2C	Z	4.487	21.48
87	MP2C	Mx	-.006	21.48
88	MP2C	X	-7.771	69.48
89	MP2C	Z	4.487	69.48
90	MP2C	Mx	-.006	69.48
91	MP2A	X	-5.771	21.48
92	MP2A	Z	3.332	21.48
93	MP2A	Mx	.002	21.48
94	MP2A	X	-5.771	69.48
95	MP2A	Z	3.332	69.48
96	MP2A	Mx	.002	69.48
97	MP2B	X	-5.771	21.48
98	MP2B	Z	3.332	21.48
99	MP2B	Mx	-.007	21.48
100	MP2B	X	-5.771	69.48
101	MP2B	Z	3.332	69.48
102	MP2B	Mx	-.007	69.48

**Member Point Loads (BLC 35 : Antenna Wm (240 Deg)) (Continued)**

	Member Label	Direction	Magnitude[lb.k-ft]	Location[in,%]
103	MP2C	X	-7.771	21.48
104	MP2C	Z	4.487	21.48
105	MP2C	Mx	.006	21.48
106	MP2C	X	-7.771	69.48
107	MP2C	Z	4.487	69.48
108	MP2C	Mx	.006	69.48
109	MP5A	X	-4.146	18.96
110	MP5A	Z	2.394	18.96
111	MP5A	Mx	.003	18.96
112	MP5A	X	-4.146	66.96
113	MP5A	Z	2.394	66.96
114	MP5A	Mx	.003	66.96
115	MP5B	X	-4.146	18.96
116	MP5B	Z	2.394	18.96
117	MP5B	Mx	-.003	18.96
118	MP5B	X	-4.146	66.96
119	MP5B	Z	2.394	66.96
120	MP5B	Mx	-.003	66.96
121	MP5C	X	-4.914	18.96
122	MP5C	Z	2.837	18.96
123	MP5C	Mx	0	18.96
124	MP5C	X	-4.914	66.96
125	MP5C	Z	2.837	66.96
126	MP5C	Mx	0	66.96

**Member Point Loads (BLC 36 : Antenna Wm (270 Deg))**

	Member Label	Direction	Magnitude[lb.k-ft]	Location[in,%]
1	MP5B	X	-.493	12
2	MP5B	Z	0	12
3	MP5B	Mx	0	12
4	MP5C	X	-.493	12
5	MP5C	Z	0	12
6	MP5C	Mx	0	12
7	MP1A	X	-.172	30.96
8	MP1A	Z	0	30.96
9	MP1A	Mx	.000129	30.96
10	MP1A	X	-.172	54.96
11	MP1A	Z	0	54.96
12	MP1A	Mx	.000129	54.96
13	MP1B	X	-.7	30.96
14	MP1B	Z	0	30.96
15	MP1B	Mx	-.000262	30.96
16	MP1B	X	-.7	54.96
17	MP1B	Z	0	54.96
18	MP1B	Mx	-.000262	54.96
19	MP1C	X	-.7	30.96
20	MP1C	Z	0	30.96
21	MP1C	Mx	-.000262	30.96
22	MP1C	X	-.7	54.96
23	MP1C	Z	0	54.96
24	MP1C	Mx	-.000262	54.96
25	MP4A	X	-1.813	30.96
26	MP4A	Z	0	30.96
27	MP4A	Mx	.001	30.96
28	MP4A	X	-1.813	54.96
29	MP4A	Z	0	54.96



Company :  
 Designer :  
 Job Number :  
 Model Name :

June 23, 2021  
 12:32 PM  
 Checked By: \_\_\_\_\_

**Member Point Loads (BLC 36 : Antenna Wm (270 Deg)) (Continued)**

	Member Label	Direction	Magnitude[lb.k-ft]	Location[in,%]
30	MP4A	Mx	.001	54.96
31	MP4B	X	-3.925	30.96
32	MP4B	Z	0	30.96
33	MP4B	Mx	-.001	30.96
34	MP4B	X	-3.925	54.96
35	MP4B	Z	0	54.96
36	MP4B	Mx	-.001	54.96
37	MP4C	X	-3.925	30.96
38	MP4C	Z	0	30.96
39	MP4C	Mx	-.001	30.96
40	MP4C	X	-3.925	54.96
41	MP4C	Z	0	54.96
42	MP4C	Mx	-.001	54.96
43	MP2A	X	-.56	30
44	MP2A	Z	0	30
45	MP2A	Mx	-.000242	30
46	MP2B	X	-.56	30
47	MP2B	Z	0	30
48	MP2B	Mx	-.000242	30
49	MP2C	X	-.56	30
50	MP2C	Z	0	30
51	MP2C	Mx	-.000242	30
52	OVP	X	-6.576	12
53	OVP	Z	0	12
54	OVP	Mx	0	12
55	MP3A	X	-2.768	48
56	MP3A	Z	0	48
57	MP3A	Mx	-.001	48
58	MP3B	X	-2.768	48
59	MP3B	Z	0	48
60	MP3B	Mx	-.001	48
61	MP3C	X	-2.768	48
62	MP3C	Z	0	48
63	MP3C	Mx	-.001	48
64	MP2A	X	-2.417	48
65	MP2A	Z	0	48
66	MP2A	Mx	-.001	48
67	MP2B	X	-2.417	48
68	MP2B	Z	0	48
69	MP2B	Mx	-.001	48
70	MP2C	X	-2.417	48
71	MP2C	Z	0	48
72	MP2C	Mx	-.001	48
73	MP2A	X	-5.894	21.48
74	MP2A	Z	0	21.48
75	MP2A	Mx	.004	21.48
76	MP2A	X	-5.894	69.48
77	MP2A	Z	0	69.48
78	MP2A	Mx	.004	69.48
79	MP2B	X	-8.204	21.48
80	MP2B	Z	0	21.48
81	MP2B	Mx	.002	21.48
82	MP2B	X	-8.204	69.48
83	MP2B	Z	0	69.48
84	MP2B	Mx	.002	69.48
85	MP2C	X	-8.204	21.48
86	MP2C	Z	0	21.48

**Member Point Loads (BLC 36 : Antenna Wm (270 Deg)) (Continued)**

	Member Label	Direction	Magnitude[lb.k-ft]	Location[in,%]
87	MP2C	Mx	-.008	21.48
88	MP2C	X	-8.204	69.48
89	MP2C	Z	0	69.48
90	MP2C	Mx	-.008	69.48
91	MP2A	X	-5.894	21.48
92	MP2A	Z	0	21.48
93	MP2A	Mx	.004	21.48
94	MP2A	X	-5.894	69.48
95	MP2A	Z	0	69.48
96	MP2A	Mx	.004	69.48
97	MP2B	X	-8.204	21.48
98	MP2B	Z	0	21.48
99	MP2B	Mx	-.008	21.48
100	MP2B	X	-8.204	69.48
101	MP2B	Z	0	69.48
102	MP2B	Mx	-.008	69.48
103	MP2C	X	-8.204	21.48
104	MP2C	Z	0	21.48
105	MP2C	Mx	.002	21.48
106	MP2C	X	-8.204	69.48
107	MP2C	Z	0	69.48
108	MP2C	Mx	.002	69.48
109	MP5A	X	-4.493	18.96
110	MP5A	Z	0	18.96
111	MP5A	Mx	.003	18.96
112	MP5A	X	-4.493	66.96
113	MP5A	Z	0	66.96
114	MP5A	Mx	.003	66.96
115	MP5B	X	-5.378	18.96
116	MP5B	Z	0	18.96
117	MP5B	Mx	-.002	18.96
118	MP5B	X	-5.378	66.96
119	MP5B	Z	0	66.96
120	MP5B	Mx	-.002	66.96
121	MP5C	X	-5.378	18.96
122	MP5C	Z	0	18.96
123	MP5C	Mx	-.002	18.96
124	MP5C	X	-5.378	66.96
125	MP5C	Z	0	66.96
126	MP5C	Mx	-.002	66.96

**Member Point Loads (BLC 37 : Antenna Wm (300 Deg))**

	Member Label	Direction	Magnitude[lb.k-ft]	Location[in,%]
1	MP5B	X	-1.28	12
2	MP5B	Z	-.739	12
3	MP5B	Mx	0	12
4	MP5C	X	-1.28	12
5	MP5C	Z	-.739	12
6	MP5C	Mx	0	12
7	MP1A	X	-.301	30.96
8	MP1A	Z	-.174	30.96
9	MP1A	Mx	.000226	30.96
10	MP1A	X	-.301	54.96
11	MP1A	Z	-.174	54.96
12	MP1A	Mx	.000226	54.96
13	MP1B	X	-.759	30.96





Company :  
 Designer :  
 Job Number :  
 Model Name :

June 23, 2021  
 12:32 PM  
 Checked By: \_\_\_\_\_

**Member Point Loads (BLC 37 : Antenna Wm (300 Deg)) (Continued)**

	Member Label	Direction	Magnitude[lb.k-ft]	Location[in,%]
14	MP1B	Z	-438	30.96
15	MP1B	Mx	0	30.96
16	MP1B	X	-759	54.96
17	MP1B	Z	-438	54.96
18	MP1B	Mx	0	54.96
19	MP1C	X	-301	30.96
20	MP1C	Z	-174	30.96
21	MP1C	Mx	-0.00226	30.96
22	MP1C	X	-301	54.96
23	MP1C	Z	-174	54.96
24	MP1C	Mx	-0.00226	54.96
25	MP4A	X	-2.18	30.96
26	MP4A	Z	-1.258	30.96
27	MP4A	Mx	.002	30.96
28	MP4A	X	-2.18	54.96
29	MP4A	Z	-1.258	54.96
30	MP4A	Mx	.002	54.96
31	MP4B	X	-4.009	30.96
32	MP4B	Z	-2.315	30.96
33	MP4B	Mx	0	30.96
34	MP4B	X	-4.009	54.96
35	MP4B	Z	-2.315	54.96
36	MP4B	Mx	0	54.96
37	MP4C	X	-2.18	30.96
38	MP4C	Z	-1.258	30.96
39	MP4C	Mx	-.002	30.96
40	MP4C	X	-2.18	54.96
41	MP4C	Z	-1.258	54.96
42	MP4C	Mx	-.002	54.96
43	MP2A	X	-.583	30
44	MP2A	Z	-.336	30
45	MP2A	Mx	-.000168	30
46	MP2B	X	-.583	30
47	MP2B	Z	-.336	30
48	MP2B	Mx	-.000168	30
49	MP2C	X	-.583	30
50	MP2C	Z	-.336	30
51	MP2C	Mx	-.000168	30
52	OVP	X	-6.516	12
53	OVP	Z	-3.762	12
54	OVP	Mx	0	12
55	MP3A	X	-2.926	48
56	MP3A	Z	-1.689	48
57	MP3A	Mx	-.000845	48
58	MP3B	X	-2.926	48
59	MP3B	Z	-1.689	48
60	MP3B	Mx	-.000845	48
61	MP3C	X	-2.926	48
62	MP3C	Z	-1.689	48
63	MP3C	Mx	-.000845	48
64	MP2A	X	-2.825	48
65	MP2A	Z	-1.631	48
66	MP2A	Mx	-.000816	48
67	MP2B	X	-2.825	48
68	MP2B	Z	-1.631	48
69	MP2B	Mx	-.000816	48
70	MP2C	X	-2.825	48



Company :  
 Designer :  
 Job Number :  
 Model Name :

June 23, 2021  
 12:32 PM  
 Checked By: \_\_\_\_\_

**Member Point Loads (BLC 37 : Antenna Wm (300 Deg)) (Continued)**

	Member Label	Direction	Magnitude[lb.k-ft]	Location[in,%]
71	MP2C	Z	-1.631	48
72	MP2C	Mx	-0.00816	48
73	MP2A	X	-5.771	21.48
74	MP2A	Z	-3.332	21.48
75	MP2A	Mx	.002	21.48
76	MP2A	X	-5.771	69.48
77	MP2A	Z	-3.332	69.48
78	MP2A	Mx	.002	69.48
79	MP2B	X	-7.771	21.48
80	MP2B	Z	-4.487	21.48
81	MP2B	Mx	.006	21.48
82	MP2B	X	-7.771	69.48
83	MP2B	Z	-4.487	69.48
84	MP2B	Mx	.006	69.48
85	MP2C	X	-5.771	21.48
86	MP2C	Z	-3.332	21.48
87	MP2C	Mx	-.007	21.48
88	MP2C	X	-5.771	69.48
89	MP2C	Z	-3.332	69.48
90	MP2C	Mx	-.007	69.48
91	MP2A	X	-5.771	21.48
92	MP2A	Z	-3.332	21.48
93	MP2A	Mx	.007	21.48
94	MP2A	X	-5.771	69.48
95	MP2A	Z	-3.332	69.48
96	MP2A	Mx	.007	69.48
97	MP2B	X	-7.771	21.48
98	MP2B	Z	-4.487	21.48
99	MP2B	Mx	-.006	21.48
100	MP2B	X	-7.771	69.48
101	MP2B	Z	-4.487	69.48
102	MP2B	Mx	-.006	69.48
103	MP2C	X	-5.771	21.48
104	MP2C	Z	-3.332	21.48
105	MP2C	Mx	-.002	21.48
106	MP2C	X	-5.771	69.48
107	MP2C	Z	-3.332	69.48
108	MP2C	Mx	-.002	69.48
109	MP5A	X	-4.146	18.96
110	MP5A	Z	-2.394	18.96
111	MP5A	Mx	.003	18.96
112	MP5A	X	-4.146	66.96
113	MP5A	Z	-2.394	66.96
114	MP5A	Mx	.003	66.96
115	MP5B	X	-4.914	18.96
116	MP5B	Z	-2.837	18.96
117	MP5B	Mx	0	18.96
118	MP5B	X	-4.914	66.96
119	MP5B	Z	-2.837	66.96
120	MP5B	Mx	0	66.96
121	MP5C	X	-4.146	18.96
122	MP5C	Z	-2.394	18.96
123	MP5C	Mx	-.003	18.96
124	MP5C	X	-4.146	66.96
125	MP5C	Z	-2.394	66.96
126	MP5C	Mx	-.003	66.96



Company :  
 Designer :  
 Job Number :  
 Model Name :

June 23, 2021  
 12:32 PM  
 Checked By: \_\_\_\_\_

**Member Point Loads (BLC 38 : Antenna Wm (330 Deg))**

	Member Label	Direction	Magnitude[lb.k-ft]	Location[in,%]
1	MP5B	X	-.985	12
2	MP5B	Z	-1.706	12
3	MP5B	Mx	0	12
4	MP5C	X	-.985	12
5	MP5C	Z	-1.706	12
6	MP5C	Mx	0	12
7	MP1A	X	-.35	30.96
8	MP1A	Z	-.607	30.96
9	MP1A	Mx	.000262	30.96
10	MP1A	X	-.35	54.96
11	MP1A	Z	-.607	54.96
12	MP1A	Mx	.000262	54.96
13	MP1B	X	-.35	30.96
14	MP1B	Z	-.607	30.96
15	MP1B	Mx	.000263	30.96
16	MP1B	X	-.35	54.96
17	MP1B	Z	-.607	54.96
18	MP1B	Mx	.000263	54.96
19	MP1C	X	-.086	30.96
20	MP1C	Z	-.149	30.96
21	MP1C	Mx	-.000129	30.96
22	MP1C	X	-.086	54.96
23	MP1C	Z	-.149	54.96
24	MP1C	Mx	-.000129	54.96
25	MP4A	X	-1.963	30.96
26	MP4A	Z	-3.399	30.96
27	MP4A	Mx	.001	30.96
28	MP4A	X	-1.963	54.96
29	MP4A	Z	-3.399	54.96
30	MP4A	Mx	.001	54.96
31	MP4B	X	-1.963	30.96
32	MP4B	Z	-3.399	30.96
33	MP4B	Mx	.001	30.96
34	MP4B	X	-1.963	54.96
35	MP4B	Z	-3.399	54.96
36	MP4B	Mx	.001	54.96
37	MP4C	X	-.906	30.96
38	MP4C	Z	-1.57	30.96
39	MP4C	Mx	-.001	30.96
40	MP4C	X	-.906	54.96
41	MP4C	Z	-1.57	54.96
42	MP4C	Mx	-.001	54.96
43	MP2A	X	-.364	30
44	MP2A	Z	-.631	30
45	MP2A	Mx	0	30
46	MP2B	X	-.364	30
47	MP2B	Z	-.631	30
48	MP2B	Mx	0	30
49	MP2C	X	-.364	30
50	MP2C	Z	-.631	30
51	MP2C	Mx	0	30
52	OVP	X	-3.999	12
53	OVP	Z	-6.927	12
54	OVP	Mx	0	12
55	MP3A	X	-1.842	48
56	MP3A	Z	-3.19	48
57	MP3A	Mx	0	48



Company :  
 Designer :  
 Job Number :  
 Model Name :

June 23, 2021  
 12:32 PM  
 Checked By: \_\_\_\_\_

**Member Point Loads (BLC 38 : Antenna Wm (330 Deg)) (Continued)**

	Member Label	Direction	Magnitude[lb.k-ft]	Location[in,%]
58	MP3B	X	-1.842	48
59	MP3B	Z	-3.19	48
60	MP3B	Mx	0	48
61	MP3C	X	-1.842	48
62	MP3C	Z	-3.19	48
63	MP3C	Mx	0	48
64	MP2A	X	-1.842	48
65	MP2A	Z	-3.19	48
66	MP2A	Mx	0	48
67	MP2B	X	-1.842	48
68	MP2B	Z	-3.19	48
69	MP2B	Mx	0	48
70	MP2C	X	-1.842	48
71	MP2C	Z	-3.19	48
72	MP2C	Mx	0	48
73	MP2A	X	-4.102	21.48
74	MP2A	Z	-7.105	21.48
75	MP2A	Mx	-.002	21.48
76	MP2A	X	-4.102	69.48
77	MP2A	Z	-7.105	69.48
78	MP2A	Mx	-.002	69.48
79	MP2B	X	-4.102	21.48
80	MP2B	Z	-7.105	21.48
81	MP2B	Mx	.008	21.48
82	MP2B	X	-4.102	69.48
83	MP2B	Z	-7.105	69.48
84	MP2B	Mx	.008	69.48
85	MP2C	X	-2.947	21.48
86	MP2C	Z	-5.104	21.48
87	MP2C	Mx	-.004	21.48
88	MP2C	X	-2.947	69.48
89	MP2C	Z	-5.104	69.48
90	MP2C	Mx	-.004	69.48
91	MP2A	X	-4.102	21.48
92	MP2A	Z	-7.105	21.48
93	MP2A	Mx	.008	21.48
94	MP2A	X	-4.102	69.48
95	MP2A	Z	-7.105	69.48
96	MP2A	Mx	.008	69.48
97	MP2B	X	-4.102	21.48
98	MP2B	Z	-7.105	21.48
99	MP2B	Mx	-.002	21.48
100	MP2B	X	-4.102	69.48
101	MP2B	Z	-7.105	69.48
102	MP2B	Mx	-.002	69.48
103	MP2C	X	-2.947	21.48
104	MP2C	Z	-5.104	21.48
105	MP2C	Mx	-.004	21.48
106	MP2C	X	-2.947	69.48
107	MP2C	Z	-5.104	69.48
108	MP2C	Mx	-.004	69.48
109	MP5A	X	-2.689	18.96
110	MP5A	Z	-4.658	18.96
111	MP5A	Mx	.002	18.96
112	MP5A	X	-2.689	66.96
113	MP5A	Z	-4.658	66.96
114	MP5A	Mx	.002	66.96

**Member Point Loads (BLC 38 : Antenna Wm (330 Deg)) (Continued)**

	Member Label	Direction	Magnitude[lb,k-ft]	Location[in,%]
115	MP5B	X	-2.689	18.96
116	MP5B	Z	-4.658	18.96
117	MP5B	Mx	.002	18.96
118	MP5B	X	-2.689	66.96
119	MP5B	Z	-4.658	66.96
120	MP5B	Mx	.002	66.96
121	MP5C	X	-2.246	18.96
122	MP5C	Z	-3.891	18.96
123	MP5C	Mx	-.003	18.96
124	MP5C	X	-2.246	66.96
125	MP5C	Z	-3.891	66.96
126	MP5C	Mx	-.003	66.96

**Member Point Loads (BLC 77 : Lm1)**

	Member Label	Direction	Magnitude[lb,k-ft]	Location[in,%]
1	M1	Y	-500	%26

**Member Point Loads (BLC 78 : Lm2)**

	Member Label	Direction	Magnitude[lb,k-ft]	Location[in,%]
1	M1	Y	-500	%83

**Member Point Loads (BLC 79 : Lv1)**

	Member Label	Direction	Magnitude[lb,k-ft]	Location[in,%]
1	M1	Y	-250	%100

**Member Point Loads (BLC 80 : Lv2)**

	Member Label	Direction	Magnitude[lb,k-ft]	Location[in,%]
1	M1	Y	-250	%50

**Member Distributed Loads (BLC 40 : Structure Di)**

	Member Label	Direction	Start Magnitude[lb/ft,F,ksf]	End Magnitude[lb/ft,F,ksf]	Start Location[in..	End Location[in....
1	M1	Y	-6.36	-6.36	0	%100
2	M4	Y	-9.326	-9.326	0	%100
3	M10	Y	-9.326	-9.326	0	%100
4	M43	Y	-9.326	-9.326	0	%100
5	M46	Y	-9.826	-9.826	0	%100
6	M51B	Y	-5.437	-5.437	0	%100
7	M52B	Y	-5.437	-5.437	0	%100
8	M76	Y	-9.814	-9.814	0	%100
9	M77	Y	-9.814	-9.814	0	%100
10	M80	Y	-9.826	-9.826	0	%100
11	M84	Y	-9.814	-9.814	0	%100
12	M85	Y	-9.814	-9.814	0	%100
13	M91	Y	-9.826	-9.826	0	%100
14	M53	Y	-9.326	-9.326	0	%100
15	M54	Y	-9.326	-9.326	0	%100
16	M55	Y	-9.826	-9.826	0	%100
17	M58A	Y	-5.437	-5.437	0	%100
18	M59A	Y	-5.437	-5.437	0	%100
19	M63	Y	-9.814	-9.814	0	%100
20	M64	Y	-9.814	-9.814	0	%100
21	M66	Y	-9.826	-9.826	0	%100
22	M68	Y	-9.814	-9.814	0	%100

**Member Distributed Loads (BLC 40 : Structure Di) (Continued)**

	Member Label	Direction	Start Magnitude[lb/ft,F,ksf]	End Magnitude[lb/ft,F,ksf]	Start Location[in..	End Location[in...
23	M69	Y	-9.814	-9.814	0	%100
24	M71	Y	-9.826	-9.826	0	%100
25	M77A	Y	-9.326	-9.326	0	%100
26	M78	Y	-9.326	-9.326	0	%100
27	M79A	Y	-9.826	-9.826	0	%100
28	M82	Y	-5.437	-5.437	0	%100
29	M83A	Y	-5.437	-5.437	0	%100
30	M87	Y	-9.814	-9.814	0	%100
31	M88A	Y	-9.814	-9.814	0	%100
32	M90	Y	-9.826	-9.826	0	%100
33	M92A	Y	-9.814	-9.814	0	%100
34	M93	Y	-9.814	-9.814	0	%100
35	M95	Y	-9.826	-9.826	0	%100
36	M82A	Y	-6.36	-6.36	0	%100
37	M91B	Y	-6.36	-6.36	0	%100
38	M98A	Y	-9.326	-9.326	0	%100
39	M99A	Y	-9.326	-9.326	0	%100
40	MP5A	Y	-4.813	-4.813	0	%100
41	MP4A	Y	-4.813	-4.813	0	%100
42	MP3A	Y	-4.813	-4.813	0	%100
43	MP1A	Y	-4.813	-4.813	0	%100
44	MP2A	Y	-5.501	-5.501	0	%100
45	MP5C	Y	-4.813	-4.813	0	%100
46	MP4C	Y	-4.813	-4.813	0	%100
47	MP3C	Y	-4.813	-4.813	0	%100
48	MP1C	Y	-4.813	-4.813	0	%100
49	MP2C	Y	-5.501	-5.501	0	%100
50	MP5B	Y	-4.813	-4.813	0	%100
51	MP4B	Y	-4.813	-4.813	0	%100
52	MP3B	Y	-4.813	-4.813	0	%100
53	MP1B	Y	-4.813	-4.813	0	%100
54	MP2B	Y	-5.501	-5.501	0	%100
55	OVP	Y	-4.813	-4.813	0	%100
56	M108	Y	-5.501	-5.501	0	%100
57	M109	Y	-5.501	-5.501	0	%100
58	M110	Y	-5.501	-5.501	0	%100
59	M132	Y	-7.381	-7.381	0	%100
60	M133	Y	-7.381	-7.381	0	%100
61	M134	Y	-7.381	-7.381	0	%100

**Member Distributed Loads (BLC 41 : Structure Wo (0 Deg))**

	Member Label	Direction	Start Magnitude[lb/ft,F,ksf]	End Magnitude[lb/ft,F,ksf]	Start Location[in..	End Location[in...
1	M1	X	0	0	0	%100
2	M1	Z	-10.668	-10.668	0	%100
3	M4	X	0	0	0	%100
4	M4	Z	0	0	0	%100
5	M10	X	0	0	0	%100
6	M10	Z	-9.168	-9.168	0	%100
7	M43	X	0	0	0	%100
8	M43	Z	-9.168	-9.168	0	%100
9	M46	X	0	0	0	%100
10	M46	Z	-18.288	-18.288	0	%100
11	M51B	X	0	0	0	%100
12	M51B	Z	-2.539	-2.539	0	%100
13	M52B	X	0	0	0	%100
14	M52B	Z	-2.539	-2.539	0	%100

**Member Distributed Loads (BLC 41 : Structure Wo (0 Deg)) (Continued)**

Member Label	Direction	Start Magnitude[lb/ft,F,ksf]	End Magnitude[lb/ft,F,ksf]	Start Location[in..	End Location[in...	
15	M76	X	0	0	%100	
16	M76	Z	0	0	%100	
17	M77	X	0	0	%100	
18	M77	Z	-4.657	-4.657	0	%100
19	M80	X	0	0	%100	
20	M80	Z	-4.905	-4.905	0	%100
21	M84	X	0	0	%100	
22	M84	Z	0	0	%100	
23	M85	X	0	0	%100	
24	M85	Z	-4.657	-4.657	0	%100
25	M91	X	0	0	%100	
26	M91	Z	-4.905	-4.905	0	%100
27	M53	X	0	0	%100	
28	M53	Z	-2.292	-2.292	0	%100
29	M54	X	0	0	%100	
30	M54	Z	-2.292	-2.292	0	%100
31	M55	X	0	0	%100	
32	M55	Z	-4.572	-4.572	0	%100
33	M58A	X	0	0	%100	
34	M58A	Z	-2.539	-2.539	0	%100
35	M59A	X	0	0	%100	
36	M59A	Z	-10.155	-10.155	0	%100
37	M63	X	0	0	%100	
38	M63	Z	-13.716	-13.716	0	%100
39	M64	X	0	0	%100	
40	M64	Z	-4.657	-4.657	0	%100
41	M66	X	0	0	%100	
42	M66	Z	-4.905	-4.905	0	%100
43	M68	X	0	0	%100	
44	M68	Z	-13.716	-13.716	0	%100
45	M69	X	0	0	%100	
46	M69	Z	-18.626	-18.626	0	%100
47	M71	X	0	0	%100	
48	M71	Z	-19.619	-19.619	0	%100
49	M77A	X	0	0	%100	
50	M77A	Z	-2.292	-2.292	0	%100
51	M78	X	0	0	%100	
52	M78	Z	-2.292	-2.292	0	%100
53	M79A	X	0	0	%100	
54	M79A	Z	-4.572	-4.572	0	%100
55	M82	X	0	0	%100	
56	M82	Z	-10.155	-10.155	0	%100
57	M83A	X	0	0	%100	
58	M83A	Z	-2.539	-2.539	0	%100
59	M87	X	0	0	%100	
60	M87	Z	-13.716	-13.716	0	%100
61	M88A	X	0	0	%100	
62	M88A	Z	-18.626	-18.626	0	%100
63	M90	X	0	0	%100	
64	M90	Z	-19.619	-19.619	0	%100
65	M92A	X	0	0	%100	
66	M92A	Z	-13.716	-13.716	0	%100
67	M93	X	0	0	%100	
68	M93	Z	-4.657	-4.657	0	%100
69	M95	X	0	0	%100	
70	M95	Z	-4.905	-4.905	0	%100
71	M82A	X	0	0	%100	

**Member Distributed Loads (BLC 41 : Structure Wo (0 Deg)) (Continued)**

Member Label	Direction	Start Magnitude[lb/ft,F,ksf]	End Magnitude[lb/ft,F,ksf]	Start Location[in..	End Location[in...
72	M82A	Z	-2.667	0	%100
73	M91B	X	0	0	%100
74	M91B	Z	-2.667	0	%100
75	M98A	X	0	0	%100
76	M98A	Z	-8.025	0	%100
77	M99A	X	0	0	%100
78	M99A	Z	-8.025	0	%100
79	MP5A	X	0	0	%100
80	MP5A	Z	-7.239	0	%100
81	MP4A	X	0	0	%100
82	MP4A	Z	-7.239	0	%100
83	MP3A	X	0	0	%100
84	MP3A	Z	-7.239	0	%100
85	MP1A	X	0	0	%100
86	MP1A	Z	-7.239	0	%100
87	MP2A	X	0	0	%100
88	MP2A	Z	-8.763	0	%100
89	MP5C	X	0	0	%100
90	MP5C	Z	-7.239	0	%100
91	MP4C	X	0	0	%100
92	MP4C	Z	-7.239	0	%100
93	MP3C	X	0	0	%100
94	MP3C	Z	-7.239	0	%100
95	MP1C	X	0	0	%100
96	MP1C	Z	-7.239	0	%100
97	MP2C	X	0	0	%100
98	MP2C	Z	-8.763	0	%100
99	MP5B	X	0	0	%100
100	MP5B	Z	-7.239	0	%100
101	MP4B	X	0	0	%100
102	MP4B	Z	-7.239	0	%100
103	MP3B	X	0	0	%100
104	MP3B	Z	-7.239	0	%100
105	MP1B	X	0	0	%100
106	MP1B	Z	-7.239	0	%100
107	MP2B	X	0	0	%100
108	MP2B	Z	-8.763	0	%100
109	OVP	X	0	0	%100
110	OVP	Z	-6.597	0	%100
111	M108	X	0	0	%100
112	M108	Z	-8.763	0	%100
113	M109	X	0	0	%100
114	M109	Z	-2.191	0	%100
115	M110	X	0	0	%100
116	M110	Z	-2.191	0	%100
117	M132	X	0	0	%100
118	M132	Z	-2.518	0	%100
119	M133	X	0	0	%100
120	M133	Z	-10.073	0	%100
121	M134	X	0	0	%100
122	M134	Z	-2.518	0	%100

**Member Distributed Loads (BLC 42 : Structure Wo (30 Deg))**

Member Label	Direction	Start Magnitude[lb/ft,F,ksf]	End Magnitude[lb/ft,F,ksf]	Start Location[in..	End Location[in...
1	M1	X	4	0	%100
2	M1	Z	-6.929	0	%100



**Member Distributed Loads (BLC 42 : Structure Wo (30 Deg)) (Continued)**

Member Label	Direction	Start Magnitude[lb/ft,F,ksf]	End Magnitude[lb/ft,F,ksf]	Start Location[in..	End Location[in...
3	M4	X	1.337	1.337	0 %100
4	M4	Z	-2.317	-2.317	0 %100
5	M10	X	3.438	3.438	0 %100
6	M10	Z	-5.955	-5.955	0 %100
7	M43	X	3.438	3.438	0 %100
8	M43	Z	-5.955	-5.955	0 %100
9	M46	X	6.858	6.858	0 %100
10	M46	Z	-11.878	-11.878	0 %100
11	M51B	X	3.808	3.808	0 %100
12	M51B	Z	-6.596	-6.596	0 %100
13	M52B	X	0	0	0 %100
14	M52B	Z	0	0	0 %100
15	M76	X	2.286	2.286	0 %100
16	M76	Z	-3.959	-3.959	0 %100
17	M77	X	6.985	6.985	0 %100
18	M77	Z	-12.098	-12.098	0 %100
19	M80	X	7.357	7.357	0 %100
20	M80	Z	-12.743	-12.743	0 %100
21	M84	X	2.286	2.286	0 %100
22	M84	Z	-3.959	-3.959	0 %100
23	M85	X	0	0	0 %100
24	M85	Z	0	0	0 %100
25	M91	X	0	0	0 %100
26	M91	Z	0	0	0 %100
27	M53	X	3.438	3.438	0 %100
28	M53	Z	-5.955	-5.955	0 %100
29	M54	X	3.438	3.438	0 %100
30	M54	Z	-5.955	-5.955	0 %100
31	M55	X	6.858	6.858	0 %100
32	M55	Z	-11.878	-11.878	0 %100
33	M58A	X	0	0	0 %100
34	M58A	Z	0	0	0 %100
35	M59A	X	3.808	3.808	0 %100
36	M59A	Z	-6.596	-6.596	0 %100
37	M63	X	2.286	2.286	0 %100
38	M63	Z	-3.959	-3.959	0 %100
39	M64	X	0	0	0 %100
40	M64	Z	0	0	0 %100
41	M66	X	0	0	0 %100
42	M66	Z	0	0	0 %100
43	M68	X	2.286	2.286	0 %100
44	M68	Z	-3.959	-3.959	0 %100
45	M69	X	6.985	6.985	0 %100
46	M69	Z	-12.098	-12.098	0 %100
47	M71	X	7.357	7.357	0 %100
48	M71	Z	-12.743	-12.743	0 %100
49	M77A	X	0	0	0 %100
50	M77A	Z	0	0	0 %100
51	M78	X	0	0	0 %100
52	M78	Z	0	0	0 %100
53	M79A	X	0	0	0 %100
54	M79A	Z	0	0	0 %100
55	M82	X	3.808	3.808	0 %100
56	M82	Z	-6.596	-6.596	0 %100
57	M83A	X	3.808	3.808	0 %100
58	M83A	Z	-6.596	-6.596	0 %100
59	M87	X	9.144	9.144	0 %100



Company :  
 Designer :  
 Job Number :  
 Model Name :

June 23, 2021  
 12:32 PM  
 Checked By: \_\_\_\_\_

**Member Distributed Loads (BLC 42 : Structure Wo (30 Deg)) (Continued)**

Member Label	Direction	Start Magnitude[lb/ft,F,ksf]	End Magnitude[lb/ft,F,ksf]	Start Location[in..	End Location[in..
60	M87	Z	-15.837	-15.837	0 %100
61	M88A	X	6.985	6.985	0 %100
62	M88A	Z	-12.098	-12.098	0 %100
63	M90	X	7.357	7.357	0 %100
64	M90	Z	-12.743	-12.743	0 %100
65	M92A	X	9.144	9.144	0 %100
66	M92A	Z	-15.837	-15.837	0 %100
67	M93	X	6.985	6.985	0 %100
68	M93	Z	-12.098	-12.098	0 %100
69	M95	X	7.357	7.357	0 %100
70	M95	Z	-12.743	-12.743	0 %100
71	M82A	X	4	4	0 %100
72	M82A	Z	-6.929	-6.929	0 %100
73	M91B	X	0	0	0 %100
74	M91B	Z	0	0	0 %100
75	M98A	X	1.337	1.337	0 %100
76	M98A	Z	-2.317	-2.317	0 %100
77	M99A	X	5.35	5.35	0 %100
78	M99A	Z	-9.266	-9.266	0 %100
79	MP5A	X	3.619	3.619	0 %100
80	MP5A	Z	-6.269	-6.269	0 %100
81	MP4A	X	3.619	3.619	0 %100
82	MP4A	Z	-6.269	-6.269	0 %100
83	MP3A	X	3.619	3.619	0 %100
84	MP3A	Z	-6.269	-6.269	0 %100
85	MP1A	X	3.619	3.619	0 %100
86	MP1A	Z	-6.269	-6.269	0 %100
87	MP2A	X	4.381	4.381	0 %100
88	MP2A	Z	-7.589	-7.589	0 %100
89	MP5C	X	3.619	3.619	0 %100
90	MP5C	Z	-6.269	-6.269	0 %100
91	MP4C	X	3.619	3.619	0 %100
92	MP4C	Z	-6.269	-6.269	0 %100
93	MP3C	X	3.619	3.619	0 %100
94	MP3C	Z	-6.269	-6.269	0 %100
95	MP1C	X	3.619	3.619	0 %100
96	MP1C	Z	-6.269	-6.269	0 %100
97	MP2C	X	4.381	4.381	0 %100
98	MP2C	Z	-7.589	-7.589	0 %100
99	MP5B	X	3.619	3.619	0 %100
100	MP5B	Z	-6.269	-6.269	0 %100
101	MP4B	X	3.619	3.619	0 %100
102	MP4B	Z	-6.269	-6.269	0 %100
103	MP3B	X	3.619	3.619	0 %100
104	MP3B	Z	-6.269	-6.269	0 %100
105	MP1B	X	3.619	3.619	0 %100
106	MP1B	Z	-6.269	-6.269	0 %100
107	MP2B	X	4.381	4.381	0 %100
108	MP2B	Z	-7.589	-7.589	0 %100
109	OVP	X	3.298	3.298	0 %100
110	OVP	Z	-5.713	-5.713	0 %100
111	M108	X	3.286	3.286	0 %100
112	M108	Z	-5.692	-5.692	0 %100
113	M109	X	3.286	3.286	0 %100
114	M109	Z	-5.692	-5.692	0 %100
115	M110	X	0	0	0 %100
116	M110	Z	0	0	0 %100



Company :  
 Designer :  
 Job Number :  
 Model Name :

June 23, 2021  
 12:32 PM  
 Checked By: \_\_\_\_\_

**Member Distributed Loads (BLC 42 : Structure Wo (30 Deg)) (Continued)**

	Member Label	Direction	Start Magnitude[lb/ft,F,ksf]	End Magnitude[lb/ft,F,ksf]	Start Location[in..	End Location[in...
117	M132	X	3.778	3.778	0	%100
118	M132	Z	-6.543	-6.543	0	%100
119	M133	X	3.778	3.778	0	%100
120	M133	Z	-6.543	-6.543	0	%100
121	M134	X	0	0	0	%100
122	M134	Z	0	0	0	%100

**Member Distributed Loads (BLC 43 : Structure Wo (60 Deg))**

	Member Label	Direction	Start Magnitude[lb/ft,F,ksf]	End Magnitude[lb/ft,F,ksf]	Start Location[in..	End Location[in...
1	M1	X	2.31	2.31	0	%100
2	M1	Z	-1.333	-1.333	0	%100
3	M4	X	6.95	6.95	0	%100
4	M4	Z	-4.012	-4.012	0	%100
5	M10	X	1.985	1.985	0	%100
6	M10	Z	-1.146	-1.146	0	%100
7	M43	X	1.985	1.985	0	%100
8	M43	Z	-1.146	-1.146	0	%100
9	M46	X	3.959	3.959	0	%100
10	M46	Z	-2.286	-2.286	0	%100
11	M51B	X	8.794	8.794	0	%100
12	M51B	Z	-5.077	-5.077	0	%100
13	M52B	X	2.199	2.199	0	%100
14	M52B	Z	-1.269	-1.269	0	%100
15	M76	X	11.878	11.878	0	%100
16	M76	Z	-6.858	-6.858	0	%100
17	M77	X	16.131	16.131	0	%100
18	M77	Z	-9.313	-9.313	0	%100
19	M80	X	16.99	16.99	0	%100
20	M80	Z	-9.809	-9.809	0	%100
21	M84	X	11.878	11.878	0	%100
22	M84	Z	-6.858	-6.858	0	%100
23	M85	X	4.033	4.033	0	%100
24	M85	Z	-2.328	-2.328	0	%100
25	M91	X	4.248	4.248	0	%100
26	M91	Z	-2.452	-2.452	0	%100
27	M53	X	7.94	7.94	0	%100
28	M53	Z	-4.584	-4.584	0	%100
29	M54	X	7.94	7.94	0	%100
30	M54	Z	-4.584	-4.584	0	%100
31	M55	X	15.837	15.837	0	%100
32	M55	Z	-9.144	-9.144	0	%100
33	M58A	X	2.199	2.199	0	%100
34	M58A	Z	-1.269	-1.269	0	%100
35	M59A	X	2.199	2.199	0	%100
36	M59A	Z	-1.269	-1.269	0	%100
37	M63	X	0	0	0	%100
38	M63	Z	0	0	0	%100
39	M64	X	4.033	4.033	0	%100
40	M64	Z	-2.328	-2.328	0	%100
41	M66	X	4.248	4.248	0	%100
42	M66	Z	-2.452	-2.452	0	%100
43	M68	X	0	0	0	%100
44	M68	Z	0	0	0	%100
45	M69	X	4.033	4.033	0	%100
46	M69	Z	-2.328	-2.328	0	%100
47	M71	X	4.248	4.248	0	%100



Company :  
 Designer :  
 Job Number :  
 Model Name :

June 23, 2021  
 12:32 PM  
 Checked By: \_\_\_\_\_

**Member Distributed Loads (BLC 43 : Structure Wo (60 Deg)) (Continued)**

	Member Label	Direction	Start Magnitude[lb/ft,F,ksf]	End Magnitude[lb/ft,F,ksf]	Start Location[in..	End Location[in...
48	M71	Z	-2.452	-2.452	0	%100
49	M77A	X	1.985	1.985	0	%100
50	M77A	Z	-1.146	-1.146	0	%100
51	M78	X	1.985	1.985	0	%100
52	M78	Z	-1.146	-1.146	0	%100
53	M79A	X	3.959	3.959	0	%100
54	M79A	Z	-2.286	-2.286	0	%100
55	M82	X	2.199	2.199	0	%100
56	M82	Z	-1.269	-1.269	0	%100
57	M83A	X	8.794	8.794	0	%100
58	M83A	Z	-5.077	-5.077	0	%100
59	M87	X	11.878	11.878	0	%100
60	M87	Z	-6.858	-6.858	0	%100
61	M88A	X	4.033	4.033	0	%100
62	M88A	Z	-2.328	-2.328	0	%100
63	M90	X	4.248	4.248	0	%100
64	M90	Z	-2.452	-2.452	0	%100
65	M92A	X	11.878	11.878	0	%100
66	M92A	Z	-6.858	-6.858	0	%100
67	M93	X	16.131	16.131	0	%100
68	M93	Z	-9.313	-9.313	0	%100
69	M95	X	16.99	16.99	0	%100
70	M95	Z	-9.809	-9.809	0	%100
71	M82A	X	9.239	9.239	0	%100
72	M82A	Z	-5.334	-5.334	0	%100
73	M91B	X	2.31	2.31	0	%100
74	M91B	Z	-1.333	-1.333	0	%100
75	M98A	X	0	0	0	%100
76	M98A	Z	0	0	0	%100
77	M99A	X	6.95	6.95	0	%100
78	M99A	Z	-4.012	-4.012	0	%100
79	MP5A	X	6.269	6.269	0	%100
80	MP5A	Z	-3.619	-3.619	0	%100
81	MP4A	X	6.269	6.269	0	%100
82	MP4A	Z	-3.619	-3.619	0	%100
83	MP3A	X	6.269	6.269	0	%100
84	MP3A	Z	-3.619	-3.619	0	%100
85	MP1A	X	6.269	6.269	0	%100
86	MP1A	Z	-3.619	-3.619	0	%100
87	MP2A	X	7.589	7.589	0	%100
88	MP2A	Z	-4.381	-4.381	0	%100
89	MP5C	X	6.269	6.269	0	%100
90	MP5C	Z	-3.619	-3.619	0	%100
91	MP4C	X	6.269	6.269	0	%100
92	MP4C	Z	-3.619	-3.619	0	%100
93	MP3C	X	6.269	6.269	0	%100
94	MP3C	Z	-3.619	-3.619	0	%100
95	MP1C	X	6.269	6.269	0	%100
96	MP1C	Z	-3.619	-3.619	0	%100
97	MP2C	X	7.589	7.589	0	%100
98	MP2C	Z	-4.381	-4.381	0	%100
99	MP5B	X	6.269	6.269	0	%100
100	MP5B	Z	-3.619	-3.619	0	%100
101	MP4B	X	6.269	6.269	0	%100
102	MP4B	Z	-3.619	-3.619	0	%100
103	MP3B	X	6.269	6.269	0	%100
104	MP3B	Z	-3.619	-3.619	0	%100



Company :  
 Designer :  
 Job Number :  
 Model Name :

June 23, 2021  
 12:32 PM  
 Checked By: \_\_\_\_\_

**Member Distributed Loads (BLC 43 : Structure Wo (60 Deg)) (Continued)**

	Member Label	Direction	Start Magnitude[lb/ft,F,ksf]	End Magnitude[lb/ft,F,ksf]	Start Location[in..	End Location[in...
105	MP1B	X	6.269	6.269	0	%100
106	MP1B	Z	-3.619	-3.619	0	%100
107	MP2B	X	7.589	7.589	0	%100
108	MP2B	Z	-4.381	-4.381	0	%100
109	OVP	X	5.713	5.713	0	%100
110	OVP	Z	-3.298	-3.298	0	%100
111	M108	X	1.897	1.897	0	%100
112	M108	Z	-1.095	-1.095	0	%100
113	M109	X	7.589	7.589	0	%100
114	M109	Z	-4.381	-4.381	0	%100
115	M110	X	1.897	1.897	0	%100
116	M110	Z	-1.095	-1.095	0	%100
117	M132	X	8.724	8.724	0	%100
118	M132	Z	-5.037	-5.037	0	%100
119	M133	X	2.181	2.181	0	%100
120	M133	Z	-1.259	-1.259	0	%100
121	M134	X	2.181	2.181	0	%100
122	M134	Z	-1.259	-1.259	0	%100

**Member Distributed Loads (BLC 44 : Structure Wo (90 Deg))**

	Member Label	Direction	Start Magnitude[lb/ft,F,ksf]	End Magnitude[lb/ft,F,ksf]	Start Location[in..	End Location[in...
1	M1	X	0	0	0	%100
2	M1	Z	0	0	0	%100
3	M4	X	10.699	10.699	0	%100
4	M4	Z	0	0	0	%100
5	M10	X	0	0	0	%100
6	M10	Z	0	0	0	%100
7	M43	X	0	0	0	%100
8	M43	Z	0	0	0	%100
9	M46	X	0	0	0	%100
10	M46	Z	0	0	0	%100
11	M51B	X	7.616	7.616	0	%100
12	M51B	Z	0	0	0	%100
13	M52B	X	7.616	7.616	0	%100
14	M52B	Z	0	0	0	%100
15	M76	X	18.288	18.288	0	%100
16	M76	Z	0	0	0	%100
17	M77	X	13.97	13.97	0	%100
18	M77	Z	0	0	0	%100
19	M80	X	14.714	14.714	0	%100
20	M80	Z	0	0	0	%100
21	M84	X	18.288	18.288	0	%100
22	M84	Z	0	0	0	%100
23	M85	X	13.97	13.97	0	%100
24	M85	Z	0	0	0	%100
25	M91	X	14.714	14.714	0	%100
26	M91	Z	0	0	0	%100
27	M53	X	6.876	6.876	0	%100
28	M53	Z	0	0	0	%100
29	M54	X	6.876	6.876	0	%100
30	M54	Z	0	0	0	%100
31	M55	X	13.716	13.716	0	%100
32	M55	Z	0	0	0	%100
33	M58A	X	7.616	7.616	0	%100
34	M58A	Z	0	0	0	%100
35	M59A	X	0	0	0	%100

**Member Distributed Loads (BLC 44 : Structure Wo (90 Deg)) (Continued)**

Member Label	Direction	Start Magnitude[lb/ft,F,ksf]	End Magnitude[lb/ft,F,ksf]	Start Location[in..	End Location[in...
36	M59A	Z	0	0	%100
37	M63	X	4.572	4.572	%100
38	M63	Z	0	0	%100
39	M64	X	13.97	13.97	%100
40	M64	Z	0	0	%100
41	M66	X	14.714	14.714	%100
42	M66	Z	0	0	%100
43	M68	X	4.572	4.572	%100
44	M68	Z	0	0	%100
45	M69	X	0	0	%100
46	M69	Z	0	0	%100
47	M71	X	0	0	%100
48	M71	Z	0	0	%100
49	M77A	X	6.876	6.876	%100
50	M77A	Z	0	0	%100
51	M78	X	6.876	6.876	%100
52	M78	Z	0	0	%100
53	M79A	X	13.716	13.716	%100
54	M79A	Z	0	0	%100
55	M82	X	0	0	%100
56	M82	Z	0	0	%100
57	M83A	X	7.616	7.616	%100
58	M83A	Z	0	0	%100
59	M87	X	4.572	4.572	%100
60	M87	Z	0	0	%100
61	M88A	X	0	0	%100
62	M88A	Z	0	0	%100
63	M90	X	0	0	%100
64	M90	Z	0	0	%100
65	M92A	X	4.572	4.572	%100
66	M92A	Z	0	0	%100
67	M93	X	13.97	13.97	%100
68	M93	Z	0	0	%100
69	M95	X	14.714	14.714	%100
70	M95	Z	0	0	%100
71	M82A	X	8.001	8.001	%100
72	M82A	Z	0	0	%100
73	M91B	X	8.001	8.001	%100
74	M91B	Z	0	0	%100
75	M98A	X	2.675	2.675	%100
76	M98A	Z	0	0	%100
77	M99A	X	2.675	2.675	%100
78	M99A	Z	0	0	%100
79	MP5A	X	7.239	7.239	%100
80	MP5A	Z	0	0	%100
81	MP4A	X	7.239	7.239	%100
82	MP4A	Z	0	0	%100
83	MP3A	X	7.239	7.239	%100
84	MP3A	Z	0	0	%100
85	MP1A	X	7.239	7.239	%100
86	MP1A	Z	0	0	%100
87	MP2A	X	8.763	8.763	%100
88	MP2A	Z	0	0	%100
89	MP5C	X	7.239	7.239	%100
90	MP5C	Z	0	0	%100
91	MP4C	X	7.239	7.239	%100
92	MP4C	Z	0	0	%100

**Member Distributed Loads (BLC 44 : Structure Wo (90 Deg)) (Continued)**

	Member Label	Direction	Start Magnitude[lb/ft,F,ksf]	End Magnitude[lb/ft,F,ksf]	Start Location[in..	End Location[in...
93	MP3C	X	7.239	7.239	0	%100
94	MP3C	Z	0	0	0	%100
95	MP1C	X	7.239	7.239	0	%100
96	MP1C	Z	0	0	0	%100
97	MP2C	X	8.763	8.763	0	%100
98	MP2C	Z	0	0	0	%100
99	MP5B	X	7.239	7.239	0	%100
100	MP5B	Z	0	0	0	%100
101	MP4B	X	7.239	7.239	0	%100
102	MP4B	Z	0	0	0	%100
103	MP3B	X	7.239	7.239	0	%100
104	MP3B	Z	0	0	0	%100
105	MP1B	X	7.239	7.239	0	%100
106	MP1B	Z	0	0	0	%100
107	MP2B	X	8.763	8.763	0	%100
108	MP2B	Z	0	0	0	%100
109	OVP	X	6.597	6.597	0	%100
110	OVP	Z	0	0	0	%100
111	M108	X	0	0	0	%100
112	M108	Z	0	0	0	%100
113	M109	X	6.572	6.572	0	%100
114	M109	Z	0	0	0	%100
115	M110	X	6.572	6.572	0	%100
116	M110	Z	0	0	0	%100
117	M132	X	7.555	7.555	0	%100
118	M132	Z	0	0	0	%100
119	M133	X	0	0	0	%100
120	M133	Z	0	0	0	%100
121	M134	X	7.555	7.555	0	%100
122	M134	Z	0	0	0	%100

**Member Distributed Loads (BLC 45 : Structure Wo (120 Deg))**

	Member Label	Direction	Start Magnitude[lb/ft,F,ksf]	End Magnitude[lb/ft,F,ksf]	Start Location[in..	End Location[in...
1	M1	X	2.31	2.31	0	%100
2	M1	Z	1.333	1.333	0	%100
3	M4	X	6.95	6.95	0	%100
4	M4	Z	4.012	4.012	0	%100
5	M10	X	1.985	1.985	0	%100
6	M10	Z	1.146	1.146	0	%100
7	M43	X	1.985	1.985	0	%100
8	M43	Z	1.146	1.146	0	%100
9	M46	X	3.959	3.959	0	%100
10	M46	Z	2.286	2.286	0	%100
11	M51B	X	2.199	2.199	0	%100
12	M51B	Z	1.269	1.269	0	%100
13	M52B	X	8.794	8.794	0	%100
14	M52B	Z	5.077	5.077	0	%100
15	M76	X	11.878	11.878	0	%100
16	M76	Z	6.858	6.858	0	%100
17	M77	X	4.033	4.033	0	%100
18	M77	Z	2.328	2.328	0	%100
19	M80	X	4.248	4.248	0	%100
20	M80	Z	2.452	2.452	0	%100
21	M84	X	11.878	11.878	0	%100
22	M84	Z	6.858	6.858	0	%100
23	M85	X	16.131	16.131	0	%100



Company :  
 Designer :  
 Job Number :  
 Model Name :

June 23, 2021  
 12:32 PM  
 Checked By: \_\_\_\_\_

**Member Distributed Loads (BLC 45 : Structure Wo (120 Deg)) (Continued)**

Member Label	Direction	Start Magnitude[lb/ft,F,ksf]	End Magnitude[lb/ft,F,ksf]	Start Location[in..	End Location[in...
24	M85	Z	9.313	9.313	0 %100
25	M91	X	16.99	16.99	0 %100
26	M91	Z	9.809	9.809	0 %100
27	M53	X	1.985	1.985	0 %100
28	M53	Z	1.146	1.146	0 %100
29	M54	X	1.985	1.985	0 %100
30	M54	Z	1.146	1.146	0 %100
31	M55	X	3.959	3.959	0 %100
32	M55	Z	2.286	2.286	0 %100
33	M58A	X	8.794	8.794	0 %100
34	M58A	Z	5.077	5.077	0 %100
35	M59A	X	2.199	2.199	0 %100
36	M59A	Z	1.269	1.269	0 %100
37	M63	X	11.878	11.878	0 %100
38	M63	Z	6.858	6.858	0 %100
39	M64	X	16.131	16.131	0 %100
40	M64	Z	9.313	9.313	0 %100
41	M66	X	16.99	16.99	0 %100
42	M66	Z	9.809	9.809	0 %100
43	M68	X	11.878	11.878	0 %100
44	M68	Z	6.858	6.858	0 %100
45	M69	X	4.033	4.033	0 %100
46	M69	Z	2.328	2.328	0 %100
47	M71	X	4.248	4.248	0 %100
48	M71	Z	2.452	2.452	0 %100
49	M77A	X	7.94	7.94	0 %100
50	M77A	Z	4.584	4.584	0 %100
51	M78	X	7.94	7.94	0 %100
52	M78	Z	4.584	4.584	0 %100
53	M79A	X	15.837	15.837	0 %100
54	M79A	Z	9.144	9.144	0 %100
55	M82	X	2.199	2.199	0 %100
56	M82	Z	1.269	1.269	0 %100
57	M83A	X	2.199	2.199	0 %100
58	M83A	Z	1.269	1.269	0 %100
59	M87	X	0	0	0 %100
60	M87	Z	0	0	0 %100
61	M88A	X	4.033	4.033	0 %100
62	M88A	Z	2.328	2.328	0 %100
63	M90	X	4.248	4.248	0 %100
64	M90	Z	2.452	2.452	0 %100
65	M92A	X	0	0	0 %100
66	M92A	Z	0	0	0 %100
67	M93	X	4.033	4.033	0 %100
68	M93	Z	2.328	2.328	0 %100
69	M95	X	4.248	4.248	0 %100
70	M95	Z	2.452	2.452	0 %100
71	M82A	X	2.31	2.31	0 %100
72	M82A	Z	1.333	1.333	0 %100
73	M91B	X	9.239	9.239	0 %100
74	M91B	Z	5.334	5.334	0 %100
75	M98A	X	6.95	6.95	0 %100
76	M98A	Z	4.012	4.012	0 %100
77	M99A	X	0	0	0 %100
78	M99A	Z	0	0	0 %100
79	MP5A	X	6.269	6.269	0 %100
80	MP5A	Z	3.619	3.619	0 %100



**Member Distributed Loads (BLC 45 : Structure Wo (120 Deg)) (Continued)**

	Member Label	Direction	Start Magnitude[lb/ft,F,ksf]	End Magnitude[lb/ft,F,ksf]	Start Location[in..	End Location[in....
81	MP4A	X	6.269	6.269	0	%100
82	MP4A	Z	3.619	3.619	0	%100
83	MP3A	X	6.269	6.269	0	%100
84	MP3A	Z	3.619	3.619	0	%100
85	MP1A	X	6.269	6.269	0	%100
86	MP1A	Z	3.619	3.619	0	%100
87	MP2A	X	7.589	7.589	0	%100
88	MP2A	Z	4.381	4.381	0	%100
89	MP5C	X	6.269	6.269	0	%100
90	MP5C	Z	3.619	3.619	0	%100
91	MP4C	X	6.269	6.269	0	%100
92	MP4C	Z	3.619	3.619	0	%100
93	MP3C	X	6.269	6.269	0	%100
94	MP3C	Z	3.619	3.619	0	%100
95	MP1C	X	6.269	6.269	0	%100
96	MP1C	Z	3.619	3.619	0	%100
97	MP2C	X	7.589	7.589	0	%100
98	MP2C	Z	4.381	4.381	0	%100
99	MP5B	X	6.269	6.269	0	%100
100	MP5B	Z	3.619	3.619	0	%100
101	MP4B	X	6.269	6.269	0	%100
102	MP4B	Z	3.619	3.619	0	%100
103	MP3B	X	6.269	6.269	0	%100
104	MP3B	Z	3.619	3.619	0	%100
105	MP1B	X	6.269	6.269	0	%100
106	MP1B	Z	3.619	3.619	0	%100
107	MP2B	X	7.589	7.589	0	%100
108	MP2B	Z	4.381	4.381	0	%100
109	OVP	X	5.713	5.713	0	%100
110	OVP	Z	3.298	3.298	0	%100
111	M108	X	1.897	1.897	0	%100
112	M108	Z	1.095	1.095	0	%100
113	M109	X	1.897	1.897	0	%100
114	M109	Z	1.095	1.095	0	%100
115	M110	X	7.589	7.589	0	%100
116	M110	Z	4.381	4.381	0	%100
117	M132	X	2.181	2.181	0	%100
118	M132	Z	1.259	1.259	0	%100
119	M133	X	2.181	2.181	0	%100
120	M133	Z	1.259	1.259	0	%100
121	M134	X	8.724	8.724	0	%100
122	M134	Z	5.037	5.037	0	%100

**Member Distributed Loads (BLC 46 : Structure Wo (150 Deg))**

	Member Label	Direction	Start Magnitude[lb/ft,F,ksf]	End Magnitude[lb/ft,F,ksf]	Start Location[in..	End Location[in....
1	M1	X	4	4	0	%100
2	M1	Z	6.929	6.929	0	%100
3	M4	X	1.337	1.337	0	%100
4	M4	Z	2.317	2.317	0	%100
5	M10	X	3.438	3.438	0	%100
6	M10	Z	5.955	5.955	0	%100
7	M43	X	3.438	3.438	0	%100
8	M43	Z	5.955	5.955	0	%100
9	M46	X	6.858	6.858	0	%100
10	M46	Z	11.878	11.878	0	%100
11	M51B	X	0	0	0	%100

**Member Distributed Loads (BLC 46 : Structure Wo (150 Deg)) (Continued)**

Member Label	Direction	Start Magnitude[lb/ft,F,ksf]	End Magnitude[lb/ft,F,ksf]	Start Location[in..	End Location[in..
12	M51B	Z	0	0	%100
13	M52B	X	3.808	3.808	%100
14	M52B	Z	6.596	6.596	%100
15	M76	X	2.286	2.286	%100
16	M76	Z	3.959	3.959	%100
17	M77	X	0	0	%100
18	M77	Z	0	0	%100
19	M80	X	0	0	%100
20	M80	Z	0	0	%100
21	M84	X	2.286	2.286	%100
22	M84	Z	3.959	3.959	%100
23	M85	X	6.985	6.985	%100
24	M85	Z	12.098	12.098	%100
25	M91	X	7.357	7.357	%100
26	M91	Z	12.743	12.743	%100
27	M53	X	0	0	%100
28	M53	Z	0	0	%100
29	M54	X	0	0	%100
30	M54	Z	0	0	%100
31	M55	X	0	0	%100
32	M55	Z	0	0	%100
33	M58A	X	3.808	3.808	%100
34	M58A	Z	6.596	6.596	%100
35	M59A	X	3.808	3.808	%100
36	M59A	Z	6.596	6.596	%100
37	M63	X	9.144	9.144	%100
38	M63	Z	15.837	15.837	%100
39	M64	X	6.985	6.985	%100
40	M64	Z	12.098	12.098	%100
41	M66	X	7.357	7.357	%100
42	M66	Z	12.743	12.743	%100
43	M68	X	9.144	9.144	%100
44	M68	Z	15.837	15.837	%100
45	M69	X	6.985	6.985	%100
46	M69	Z	12.098	12.098	%100
47	M71	X	7.357	7.357	%100
48	M71	Z	12.743	12.743	%100
49	M77A	X	3.438	3.438	%100
50	M77A	Z	5.955	5.955	%100
51	M78	X	3.438	3.438	%100
52	M78	Z	5.955	5.955	%100
53	M79A	X	6.858	6.858	%100
54	M79A	Z	11.878	11.878	%100
55	M82	X	3.808	3.808	%100
56	M82	Z	6.596	6.596	%100
57	M83A	X	0	0	%100
58	M83A	Z	0	0	%100
59	M87	X	2.286	2.286	%100
60	M87	Z	3.959	3.959	%100
61	M88A	X	6.985	6.985	%100
62	M88A	Z	12.098	12.098	%100
63	M90	X	7.357	7.357	%100
64	M90	Z	12.743	12.743	%100
65	M92A	X	2.286	2.286	%100
66	M92A	Z	3.959	3.959	%100
67	M93	X	0	0	%100
68	M93	Z	0	0	%100



Company :  
 Designer :  
 Job Number :  
 Model Name :

June 23, 2021  
 12:32 PM  
 Checked By: \_\_\_\_\_

**Member Distributed Loads (BLC 46 : Structure Wo (150 Deg)) (Continued)**

Member Label	Direction	Start Magnitude[lb/ft,F,ksf]	End Magnitude[lb/ft,F,ksf]	Start Location[in..	End Location[in..
69	M95	X	0	0	%100
70	M95	Z	0	0	%100
71	M82A	X	0	0	%100
72	M82A	Z	0	0	%100
73	M91B	X	4	4	%100
74	M91B	Z	6.929	6.929	%100
75	M98A	X	5.35	5.35	%100
76	M98A	Z	9.266	9.266	%100
77	M99A	X	1.337	1.337	%100
78	M99A	Z	2.317	2.317	%100
79	MP5A	X	3.619	3.619	%100
80	MP5A	Z	6.269	6.269	%100
81	MP4A	X	3.619	3.619	%100
82	MP4A	Z	6.269	6.269	%100
83	MP3A	X	3.619	3.619	%100
84	MP3A	Z	6.269	6.269	%100
85	MP1A	X	3.619	3.619	%100
86	MP1A	Z	6.269	6.269	%100
87	MP2A	X	4.381	4.381	%100
88	MP2A	Z	7.589	7.589	%100
89	MP5C	X	3.619	3.619	%100
90	MP5C	Z	6.269	6.269	%100
91	MP4C	X	3.619	3.619	%100
92	MP4C	Z	6.269	6.269	%100
93	MP3C	X	3.619	3.619	%100
94	MP3C	Z	6.269	6.269	%100
95	MP1C	X	3.619	3.619	%100
96	MP1C	Z	6.269	6.269	%100
97	MP2C	X	4.381	4.381	%100
98	MP2C	Z	7.589	7.589	%100
99	MP5B	X	3.619	3.619	%100
100	MP5B	Z	6.269	6.269	%100
101	MP4B	X	3.619	3.619	%100
102	MP4B	Z	6.269	6.269	%100
103	MP3B	X	3.619	3.619	%100
104	MP3B	Z	6.269	6.269	%100
105	MP1B	X	3.619	3.619	%100
106	MP1B	Z	6.269	6.269	%100
107	MP2B	X	4.381	4.381	%100
108	MP2B	Z	7.589	7.589	%100
109	OVP	X	3.298	3.298	%100
110	OVP	Z	5.713	5.713	%100
111	M108	X	3.286	3.286	%100
112	M108	Z	5.692	5.692	%100
113	M109	X	0	0	%100
114	M109	Z	0	0	%100
115	M110	X	3.286	3.286	%100
116	M110	Z	5.692	5.692	%100
117	M132	X	0	0	%100
118	M132	Z	0	0	%100
119	M133	X	3.778	3.778	%100
120	M133	Z	6.543	6.543	%100
121	M134	X	3.778	3.778	%100
122	M134	Z	6.543	6.543	%100

**Member Distributed Loads (BLC 47 : Structure Wo (180 Deg))**

Member Label	Direction	Start Magnitude[lb/ft,F,ksf]	End Magnitude[lb/ft,F,ksf]	Start Location[in..	End Location[in..
--------------	-----------	------------------------------	----------------------------	---------------------	-------------------



Company :  
 Designer :  
 Job Number :  
 Model Name :

June 23, 2021  
 12:32 PM  
 Checked By: \_\_\_\_\_

**Member Distributed Loads (BLC 47 : Structure Wo (180 Deg)) (Continued)**

Member Label	Direction	Start Magnitude[lb/ft,F,ksf]	End Magnitude[lb/ft,F,ksf]	Start Location[in..	End Location[in...
1	M1	X	0	0	%100
2	M1	Z	10.668	10.668	0
3	M4	X	0	0	%100
4	M4	Z	0	0	%100
5	M10	X	0	0	%100
6	M10	Z	9.168	9.168	0
7	M43	X	0	0	%100
8	M43	Z	9.168	9.168	0
9	M46	X	0	0	%100
10	M46	Z	18.288	18.288	0
11	M51B	X	0	0	%100
12	M51B	Z	2.539	2.539	0
13	M52B	X	0	0	%100
14	M52B	Z	2.539	2.539	0
15	M76	X	0	0	%100
16	M76	Z	0	0	%100
17	M77	X	0	0	%100
18	M77	Z	4.657	4.657	0
19	M80	X	0	0	%100
20	M80	Z	4.905	4.905	0
21	M84	X	0	0	%100
22	M84	Z	0	0	%100
23	M85	X	0	0	%100
24	M85	Z	4.657	4.657	0
25	M91	X	0	0	%100
26	M91	Z	4.905	4.905	0
27	M53	X	0	0	%100
28	M53	Z	2.292	2.292	0
29	M54	X	0	0	%100
30	M54	Z	2.292	2.292	0
31	M55	X	0	0	%100
32	M55	Z	4.572	4.572	0
33	M58A	X	0	0	%100
34	M58A	Z	2.539	2.539	0
35	M59A	X	0	0	%100
36	M59A	Z	10.155	10.155	0
37	M63	X	0	0	%100
38	M63	Z	13.716	13.716	0
39	M64	X	0	0	%100
40	M64	Z	4.657	4.657	0
41	M66	X	0	0	%100
42	M66	Z	4.905	4.905	0
43	M68	X	0	0	%100
44	M68	Z	13.716	13.716	0
45	M69	X	0	0	%100
46	M69	Z	18.626	18.626	0
47	M71	X	0	0	%100
48	M71	Z	19.619	19.619	0
49	M77A	X	0	0	%100
50	M77A	Z	2.292	2.292	0
51	M78	X	0	0	%100
52	M78	Z	2.292	2.292	0
53	M79A	X	0	0	%100
54	M79A	Z	4.572	4.572	0
55	M82	X	0	0	%100
56	M82	Z	10.155	10.155	0
57	M83A	X	0	0	%100

**Member Distributed Loads (BLC 47 : Structure Wo (180 Deg)) (Continued)**

Member Label	Direction	Start Magnitude[lb/ft,F,ksf]	End Magnitude[lb/ft,F,ksf]	Start Location[in..	End Location[in..
58	M83A	Z	2.539	2.539	0 %100
59	M87	X	0	0	0 %100
60	M87	Z	13.716	13.716	0 %100
61	M88A	X	0	0	0 %100
62	M88A	Z	18.626	18.626	0 %100
63	M90	X	0	0	0 %100
64	M90	Z	19.619	19.619	0 %100
65	M92A	X	0	0	0 %100
66	M92A	Z	13.716	13.716	0 %100
67	M93	X	0	0	0 %100
68	M93	Z	4.657	4.657	0 %100
69	M95	X	0	0	0 %100
70	M95	Z	4.905	4.905	0 %100
71	M82A	X	0	0	0 %100
72	M82A	Z	2.667	2.667	0 %100
73	M91B	X	0	0	0 %100
74	M91B	Z	2.667	2.667	0 %100
75	M98A	X	0	0	0 %100
76	M98A	Z	8.025	8.025	0 %100
77	M99A	X	0	0	0 %100
78	M99A	Z	8.025	8.025	0 %100
79	MP5A	X	0	0	0 %100
80	MP5A	Z	7.239	7.239	0 %100
81	MP4A	X	0	0	0 %100
82	MP4A	Z	7.239	7.239	0 %100
83	MP3A	X	0	0	0 %100
84	MP3A	Z	7.239	7.239	0 %100
85	MP1A	X	0	0	0 %100
86	MP1A	Z	7.239	7.239	0 %100
87	MP2A	X	0	0	0 %100
88	MP2A	Z	8.763	8.763	0 %100
89	MP5C	X	0	0	0 %100
90	MP5C	Z	7.239	7.239	0 %100
91	MP4C	X	0	0	0 %100
92	MP4C	Z	7.239	7.239	0 %100
93	MP3C	X	0	0	0 %100
94	MP3C	Z	7.239	7.239	0 %100
95	MP1C	X	0	0	0 %100
96	MP1C	Z	7.239	7.239	0 %100
97	MP2C	X	0	0	0 %100
98	MP2C	Z	8.763	8.763	0 %100
99	MP5B	X	0	0	0 %100
100	MP5B	Z	7.239	7.239	0 %100
101	MP4B	X	0	0	0 %100
102	MP4B	Z	7.239	7.239	0 %100
103	MP3B	X	0	0	0 %100
104	MP3B	Z	7.239	7.239	0 %100
105	MP1B	X	0	0	0 %100
106	MP1B	Z	7.239	7.239	0 %100
107	MP2B	X	0	0	0 %100
108	MP2B	Z	8.763	8.763	0 %100
109	OVP	X	0	0	0 %100
110	OVP	Z	6.597	6.597	0 %100
111	M108	X	0	0	0 %100
112	M108	Z	8.763	8.763	0 %100
113	M109	X	0	0	0 %100
114	M109	Z	2.191	2.191	0 %100



Company :  
 Designer :  
 Job Number :  
 Model Name :

June 23, 2021  
 12:32 PM  
 Checked By: \_\_\_\_\_

**Member Distributed Loads (BLC 47 : Structure Wo (180 Deg)) (Continued)**

	Member Label	Direction	Start Magnitude[lb/ft,F,ksf]	End Magnitude[lb/ft,F,ksf]	Start Location[in..	End Location[in...
115	M110	X	0	0	0	%100
116	M110	Z	2.191	2.191	0	%100
117	M132	X	0	0	0	%100
118	M132	Z	2.518	2.518	0	%100
119	M133	X	0	0	0	%100
120	M133	Z	10.073	10.073	0	%100
121	M134	X	0	0	0	%100
122	M134	Z	2.518	2.518	0	%100

**Member Distributed Loads (BLC 48 : Structure Wo (210 Deg))**

	Member Label	Direction	Start Magnitude[lb/ft,F,ksf]	End Magnitude[lb/ft,F,ksf]	Start Location[in..	End Location[in...
1	M1	X	-4	-4	0	%100
2	M1	Z	6.929	6.929	0	%100
3	M4	X	-1.337	-1.337	0	%100
4	M4	Z	2.317	2.317	0	%100
5	M10	X	-3.438	-3.438	0	%100
6	M10	Z	5.955	5.955	0	%100
7	M43	X	-3.438	-3.438	0	%100
8	M43	Z	5.955	5.955	0	%100
9	M46	X	-6.858	-6.858	0	%100
10	M46	Z	11.878	11.878	0	%100
11	M51B	X	-3.808	-3.808	0	%100
12	M51B	Z	6.596	6.596	0	%100
13	M52B	X	0	0	0	%100
14	M52B	Z	0	0	0	%100
15	M76	X	-2.286	-2.286	0	%100
16	M76	Z	3.959	3.959	0	%100
17	M77	X	-6.985	-6.985	0	%100
18	M77	Z	12.098	12.098	0	%100
19	M80	X	-7.357	-7.357	0	%100
20	M80	Z	12.743	12.743	0	%100
21	M84	X	-2.286	-2.286	0	%100
22	M84	Z	3.959	3.959	0	%100
23	M85	X	0	0	0	%100
24	M85	Z	0	0	0	%100
25	M91	X	0	0	0	%100
26	M91	Z	0	0	0	%100
27	M53	X	-3.438	-3.438	0	%100
28	M53	Z	5.955	5.955	0	%100
29	M54	X	-3.438	-3.438	0	%100
30	M54	Z	5.955	5.955	0	%100
31	M55	X	-6.858	-6.858	0	%100
32	M55	Z	11.878	11.878	0	%100
33	M58A	X	0	0	0	%100
34	M58A	Z	0	0	0	%100
35	M59A	X	-3.808	-3.808	0	%100
36	M59A	Z	6.596	6.596	0	%100
37	M63	X	-2.286	-2.286	0	%100
38	M63	Z	3.959	3.959	0	%100
39	M64	X	0	0	0	%100
40	M64	Z	0	0	0	%100
41	M66	X	0	0	0	%100
42	M66	Z	0	0	0	%100
43	M68	X	-2.286	-2.286	0	%100
44	M68	Z	3.959	3.959	0	%100
45	M69	X	-6.985	-6.985	0	%100

**Member Distributed Loads (BLC 48 : Structure Wo (210 Deg)) (Continued)**

Member Label	Direction	Start Magnitude[lb/ft,F,ksf]	End Magnitude[lb/ft,F,ksf]	Start Location[in..	End Location[in..
46	M69	Z	12.098	0	%100
47	M71	X	-7.357	0	%100
48	M71	Z	12.743	0	%100
49	M77A	X	0	0	%100
50	M77A	Z	0	0	%100
51	M78	X	0	0	%100
52	M78	Z	0	0	%100
53	M79A	X	0	0	%100
54	M79A	Z	0	0	%100
55	M82	X	-3.808	0	%100
56	M82	Z	6.596	0	%100
57	M83A	X	-3.808	0	%100
58	M83A	Z	6.596	0	%100
59	M87	X	-9.144	0	%100
60	M87	Z	15.837	0	%100
61	M88A	X	-6.985	0	%100
62	M88A	Z	12.098	0	%100
63	M90	X	-7.357	0	%100
64	M90	Z	12.743	0	%100
65	M92A	X	-9.144	0	%100
66	M92A	Z	15.837	0	%100
67	M93	X	-6.985	0	%100
68	M93	Z	12.098	0	%100
69	M95	X	-7.357	0	%100
70	M95	Z	12.743	0	%100
71	M82A	X	-4	0	%100
72	M82A	Z	6.929	0	%100
73	M91B	X	0	0	%100
74	M91B	Z	0	0	%100
75	M98A	X	-1.337	0	%100
76	M98A	Z	2.317	0	%100
77	M99A	X	-5.35	0	%100
78	M99A	Z	9.266	0	%100
79	MP5A	X	-3.619	0	%100
80	MP5A	Z	6.269	0	%100
81	MP4A	X	-3.619	0	%100
82	MP4A	Z	6.269	0	%100
83	MP3A	X	-3.619	0	%100
84	MP3A	Z	6.269	0	%100
85	MP1A	X	-3.619	0	%100
86	MP1A	Z	6.269	0	%100
87	MP2A	X	-4.381	0	%100
88	MP2A	Z	7.589	0	%100
89	MP5C	X	-3.619	0	%100
90	MP5C	Z	6.269	0	%100
91	MP4C	X	-3.619	0	%100
92	MP4C	Z	6.269	0	%100
93	MP3C	X	-3.619	0	%100
94	MP3C	Z	6.269	0	%100
95	MP1C	X	-3.619	0	%100
96	MP1C	Z	6.269	0	%100
97	MP2C	X	-4.381	0	%100
98	MP2C	Z	7.589	0	%100
99	MP5B	X	-3.619	0	%100
100	MP5B	Z	6.269	0	%100
101	MP4B	X	-3.619	0	%100
102	MP4B	Z	6.269	0	%100

**Member Distributed Loads (BLC 48 : Structure Wo (210 Deg)) (Continued)**

	Member Label	Direction	Start Magnitude[lb/ft,F,ksf]	End Magnitude[lb/ft,F,ksf]	Start Location[in..	End Location[in...
103	MP3B	X	-3.619	-3.619	0	%100
104	MP3B	Z	6.269	6.269	0	%100
105	MP1B	X	-3.619	-3.619	0	%100
106	MP1B	Z	6.269	6.269	0	%100
107	MP2B	X	-4.381	-4.381	0	%100
108	MP2B	Z	7.589	7.589	0	%100
109	OVP	X	-3.298	-3.298	0	%100
110	OVP	Z	5.713	5.713	0	%100
111	M108	X	-3.286	-3.286	0	%100
112	M108	Z	5.692	5.692	0	%100
113	M109	X	-3.286	-3.286	0	%100
114	M109	Z	5.692	5.692	0	%100
115	M110	X	0	0	0	%100
116	M110	Z	0	0	0	%100
117	M132	X	-3.778	-3.778	0	%100
118	M132	Z	6.543	6.543	0	%100
119	M133	X	-3.778	-3.778	0	%100
120	M133	Z	6.543	6.543	0	%100
121	M134	X	0	0	0	%100
122	M134	Z	0	0	0	%100

**Member Distributed Loads (BLC 49 : Structure Wo (240 Deg))**

	Member Label	Direction	Start Magnitude[lb/ft,F,ksf]	End Magnitude[lb/ft,F,ksf]	Start Location[in..	End Location[in...
1	M1	X	-2.31	-2.31	0	%100
2	M1	Z	1.333	1.333	0	%100
3	M4	X	-6.95	-6.95	0	%100
4	M4	Z	4.012	4.012	0	%100
5	M10	X	-1.985	-1.985	0	%100
6	M10	Z	1.146	1.146	0	%100
7	M43	X	-1.985	-1.985	0	%100
8	M43	Z	1.146	1.146	0	%100
9	M46	X	-3.959	-3.959	0	%100
10	M46	Z	2.286	2.286	0	%100
11	M51B	X	-8.794	-8.794	0	%100
12	M51B	Z	5.077	5.077	0	%100
13	M52B	X	-2.199	-2.199	0	%100
14	M52B	Z	1.269	1.269	0	%100
15	M76	X	-11.878	-11.878	0	%100
16	M76	Z	6.858	6.858	0	%100
17	M77	X	-16.131	-16.131	0	%100
18	M77	Z	9.313	9.313	0	%100
19	M80	X	-16.99	-16.99	0	%100
20	M80	Z	9.809	9.809	0	%100
21	M84	X	-11.878	-11.878	0	%100
22	M84	Z	6.858	6.858	0	%100
23	M85	X	-4.033	-4.033	0	%100
24	M85	Z	2.328	2.328	0	%100
25	M91	X	-4.248	-4.248	0	%100
26	M91	Z	2.452	2.452	0	%100
27	M53	X	-7.94	-7.94	0	%100
28	M53	Z	4.584	4.584	0	%100
29	M54	X	-7.94	-7.94	0	%100
30	M54	Z	4.584	4.584	0	%100
31	M55	X	-15.837	-15.837	0	%100
32	M55	Z	9.144	9.144	0	%100
33	M58A	X	-2.199	-2.199	0	%100





Company :  
 Designer :  
 Job Number :  
 Model Name :

June 23, 2021  
 12:32 PM  
 Checked By: \_\_\_\_\_

**Member Distributed Loads (BLC 49 : Structure Wo (240 Deg)) (Continued)**

Member Label	Direction	Start Magnitude[lb/ft,F,ksf]	End Magnitude[lb/ft,F,ksf]	Start Location[in..	End Location[in...
34	M58A	Z	1.269	1.269	0 %100
35	M59A	X	-2.199	-2.199	0 %100
36	M59A	Z	1.269	1.269	0 %100
37	M63	X	0	0	0 %100
38	M63	Z	0	0	0 %100
39	M64	X	-4.033	-4.033	0 %100
40	M64	Z	2.328	2.328	0 %100
41	M66	X	-4.248	-4.248	0 %100
42	M66	Z	2.452	2.452	0 %100
43	M68	X	0	0	0 %100
44	M68	Z	0	0	0 %100
45	M69	X	-4.033	-4.033	0 %100
46	M69	Z	2.328	2.328	0 %100
47	M71	X	-4.248	-4.248	0 %100
48	M71	Z	2.452	2.452	0 %100
49	M77A	X	-1.985	-1.985	0 %100
50	M77A	Z	1.146	1.146	0 %100
51	M78	X	-1.985	-1.985	0 %100
52	M78	Z	1.146	1.146	0 %100
53	M79A	X	-3.959	-3.959	0 %100
54	M79A	Z	2.286	2.286	0 %100
55	M82	X	-2.199	-2.199	0 %100
56	M82	Z	1.269	1.269	0 %100
57	M83A	X	-8.794	-8.794	0 %100
58	M83A	Z	5.077	5.077	0 %100
59	M87	X	-11.878	-11.878	0 %100
60	M87	Z	6.858	6.858	0 %100
61	M88A	X	-4.033	-4.033	0 %100
62	M88A	Z	2.328	2.328	0 %100
63	M90	X	-4.248	-4.248	0 %100
64	M90	Z	2.452	2.452	0 %100
65	M92A	X	-11.878	-11.878	0 %100
66	M92A	Z	6.858	6.858	0 %100
67	M93	X	-16.131	-16.131	0 %100
68	M93	Z	9.313	9.313	0 %100
69	M95	X	-16.99	-16.99	0 %100
70	M95	Z	9.809	9.809	0 %100
71	M82A	X	-9.239	-9.239	0 %100
72	M82A	Z	5.334	5.334	0 %100
73	M91B	X	-2.31	-2.31	0 %100
74	M91B	Z	1.333	1.333	0 %100
75	M98A	X	0	0	0 %100
76	M98A	Z	0	0	0 %100
77	M99A	X	-6.95	-6.95	0 %100
78	M99A	Z	4.012	4.012	0 %100
79	MP5A	X	-6.269	-6.269	0 %100
80	MP5A	Z	3.619	3.619	0 %100
81	MP4A	X	-6.269	-6.269	0 %100
82	MP4A	Z	3.619	3.619	0 %100
83	MP3A	X	-6.269	-6.269	0 %100
84	MP3A	Z	3.619	3.619	0 %100
85	MP1A	X	-6.269	-6.269	0 %100
86	MP1A	Z	3.619	3.619	0 %100
87	MP2A	X	-7.589	-7.589	0 %100
88	MP2A	Z	4.381	4.381	0 %100
89	MP5C	X	-6.269	-6.269	0 %100
90	MP5C	Z	3.619	3.619	0 %100

**Member Distributed Loads (BLC 49 : Structure Wo (240 Deg)) (Continued)**

	Member Label	Direction	Start Magnitude[lb/ft,F,ksf]	End Magnitude[lb/ft,F,ksf]	Start Location[in..	End Location[in...
91	MP4C	X	-6.269	-6.269	0	%100
92	MP4C	Z	3.619	3.619	0	%100
93	MP3C	X	-6.269	-6.269	0	%100
94	MP3C	Z	3.619	3.619	0	%100
95	MP1C	X	-6.269	-6.269	0	%100
96	MP1C	Z	3.619	3.619	0	%100
97	MP2C	X	-7.589	-7.589	0	%100
98	MP2C	Z	4.381	4.381	0	%100
99	MP5B	X	-6.269	-6.269	0	%100
100	MP5B	Z	3.619	3.619	0	%100
101	MP4B	X	-6.269	-6.269	0	%100
102	MP4B	Z	3.619	3.619	0	%100
103	MP3B	X	-6.269	-6.269	0	%100
104	MP3B	Z	3.619	3.619	0	%100
105	MP1B	X	-6.269	-6.269	0	%100
106	MP1B	Z	3.619	3.619	0	%100
107	MP2B	X	-7.589	-7.589	0	%100
108	MP2B	Z	4.381	4.381	0	%100
109	OVP	X	-5.713	-5.713	0	%100
110	OVP	Z	3.298	3.298	0	%100
111	M108	X	-1.897	-1.897	0	%100
112	M108	Z	1.095	1.095	0	%100
113	M109	X	-7.589	-7.589	0	%100
114	M109	Z	4.381	4.381	0	%100
115	M110	X	-1.897	-1.897	0	%100
116	M110	Z	1.095	1.095	0	%100
117	M132	X	-8.724	-8.724	0	%100
118	M132	Z	5.037	5.037	0	%100
119	M133	X	-2.181	-2.181	0	%100
120	M133	Z	1.259	1.259	0	%100
121	M134	X	-2.181	-2.181	0	%100
122	M134	Z	1.259	1.259	0	%100

**Member Distributed Loads (BLC 50 : Structure Wo (270 Deg))**

	Member Label	Direction	Start Magnitude[lb/ft,F,ksf]	End Magnitude[lb/ft,F,ksf]	Start Location[in..	End Location[in...
1	M1	X	0	0	0	%100
2	M1	Z	0	0	0	%100
3	M4	X	-10.699	-10.699	0	%100
4	M4	Z	0	0	0	%100
5	M10	X	0	0	0	%100
6	M10	Z	0	0	0	%100
7	M43	X	0	0	0	%100
8	M43	Z	0	0	0	%100
9	M46	X	0	0	0	%100
10	M46	Z	0	0	0	%100
11	M51B	X	-7.616	-7.616	0	%100
12	M51B	Z	0	0	0	%100
13	M52B	X	-7.616	-7.616	0	%100
14	M52B	Z	0	0	0	%100
15	M76	X	-18.288	-18.288	0	%100
16	M76	Z	0	0	0	%100
17	M77	X	-13.97	-13.97	0	%100
18	M77	Z	0	0	0	%100
19	M80	X	-14.714	-14.714	0	%100
20	M80	Z	0	0	0	%100
21	M84	X	-18.288	-18.288	0	%100

**Member Distributed Loads (BLC 50 : Structure Wo (270 Deg)) (Continued)**

Member Label	Direction	Start Magnitude[lb/ft,F,ksf]	End Magnitude[lb/ft,F,ksf]	Start Location[in..	End Location[in...
22	M84	Z	0	0	%100
23	M85	X	-13.97	-13.97	%100
24	M85	Z	0	0	%100
25	M91	X	-14.714	-14.714	%100
26	M91	Z	0	0	%100
27	M53	X	-6.876	-6.876	%100
28	M53	Z	0	0	%100
29	M54	X	-6.876	-6.876	%100
30	M54	Z	0	0	%100
31	M55	X	-13.716	-13.716	%100
32	M55	Z	0	0	%100
33	M58A	X	-7.616	-7.616	%100
34	M58A	Z	0	0	%100
35	M59A	X	0	0	%100
36	M59A	Z	0	0	%100
37	M63	X	-4.572	-4.572	%100
38	M63	Z	0	0	%100
39	M64	X	-13.97	-13.97	%100
40	M64	Z	0	0	%100
41	M66	X	-14.714	-14.714	%100
42	M66	Z	0	0	%100
43	M68	X	-4.572	-4.572	%100
44	M68	Z	0	0	%100
45	M69	X	0	0	%100
46	M69	Z	0	0	%100
47	M71	X	0	0	%100
48	M71	Z	0	0	%100
49	M77A	X	-6.876	-6.876	%100
50	M77A	Z	0	0	%100
51	M78	X	-6.876	-6.876	%100
52	M78	Z	0	0	%100
53	M79A	X	-13.716	-13.716	%100
54	M79A	Z	0	0	%100
55	M82	X	0	0	%100
56	M82	Z	0	0	%100
57	M83A	X	-7.616	-7.616	%100
58	M83A	Z	0	0	%100
59	M87	X	-4.572	-4.572	%100
60	M87	Z	0	0	%100
61	M88A	X	0	0	%100
62	M88A	Z	0	0	%100
63	M90	X	0	0	%100
64	M90	Z	0	0	%100
65	M92A	X	-4.572	-4.572	%100
66	M92A	Z	0	0	%100
67	M93	X	-13.97	-13.97	%100
68	M93	Z	0	0	%100
69	M95	X	-14.714	-14.714	%100
70	M95	Z	0	0	%100
71	M82A	X	-8.001	-8.001	%100
72	M82A	Z	0	0	%100
73	M91B	X	-8.001	-8.001	%100
74	M91B	Z	0	0	%100
75	M98A	X	-2.675	-2.675	%100
76	M98A	Z	0	0	%100
77	M99A	X	-2.675	-2.675	%100
78	M99A	Z	0	0	%100

**Member Distributed Loads (BLC 50 : Structure Wo (270 Deg)) (Continued)**

	Member Label	Direction	Start Magnitude[lb/ft,F,ksf]	End Magnitude[lb/ft,F,ksf]	Start Location[in..	End Location[in...
79	MP5A	X	-7.239	-7.239	0	%100
80	MP5A	Z	0	0	0	%100
81	MP4A	X	-7.239	-7.239	0	%100
82	MP4A	Z	0	0	0	%100
83	MP3A	X	-7.239	-7.239	0	%100
84	MP3A	Z	0	0	0	%100
85	MP1A	X	-7.239	-7.239	0	%100
86	MP1A	Z	0	0	0	%100
87	MP2A	X	-8.763	-8.763	0	%100
88	MP2A	Z	0	0	0	%100
89	MP5C	X	-7.239	-7.239	0	%100
90	MP5C	Z	0	0	0	%100
91	MP4C	X	-7.239	-7.239	0	%100
92	MP4C	Z	0	0	0	%100
93	MP3C	X	-7.239	-7.239	0	%100
94	MP3C	Z	0	0	0	%100
95	MP1C	X	-7.239	-7.239	0	%100
96	MP1C	Z	0	0	0	%100
97	MP2C	X	-8.763	-8.763	0	%100
98	MP2C	Z	0	0	0	%100
99	MP5B	X	-7.239	-7.239	0	%100
100	MP5B	Z	0	0	0	%100
101	MP4B	X	-7.239	-7.239	0	%100
102	MP4B	Z	0	0	0	%100
103	MP3B	X	-7.239	-7.239	0	%100
104	MP3B	Z	0	0	0	%100
105	MP1B	X	-7.239	-7.239	0	%100
106	MP1B	Z	0	0	0	%100
107	MP2B	X	-8.763	-8.763	0	%100
108	MP2B	Z	0	0	0	%100
109	OVP	X	-6.597	-6.597	0	%100
110	OVP	Z	0	0	0	%100
111	M108	X	0	0	0	%100
112	M108	Z	0	0	0	%100
113	M109	X	-6.572	-6.572	0	%100
114	M109	Z	0	0	0	%100
115	M110	X	-6.572	-6.572	0	%100
116	M110	Z	0	0	0	%100
117	M132	X	-7.555	-7.555	0	%100
118	M132	Z	0	0	0	%100
119	M133	X	0	0	0	%100
120	M133	Z	0	0	0	%100
121	M134	X	-7.555	-7.555	0	%100
122	M134	Z	0	0	0	%100

**Member Distributed Loads (BLC 51 : Structure Wo (300 Deg))**

	Member Label	Direction	Start Magnitude[lb/ft,F,ksf]	End Magnitude[lb/ft,F,ksf]	Start Location[in..	End Location[in...
1	M1	X	-2.31	-2.31	0	%100
2	M1	Z	-1.333	-1.333	0	%100
3	M4	X	-6.95	-6.95	0	%100
4	M4	Z	-4.012	-4.012	0	%100
5	M10	X	-1.985	-1.985	0	%100
6	M10	Z	-1.146	-1.146	0	%100
7	M43	X	-1.985	-1.985	0	%100
8	M43	Z	-1.146	-1.146	0	%100
9	M46	X	-3.959	-3.959	0	%100



Company :  
 Designer :  
 Job Number :  
 Model Name :

June 23, 2021  
 12:32 PM  
 Checked By: \_\_\_\_\_

**Member Distributed Loads (BLC 51 : Structure Wo (300 Deg)) (Continued)**

	Member Label	Direction	Start Magnitude[lb/ft,F,ksf]	End Magnitude[lb/ft,F,ksf]	Start Location[in..	End Location[in...
10	M46	Z	-2.286	-2.286	0	%100
11	M51B	X	-2.199	-2.199	0	%100
12	M51B	Z	-1.269	-1.269	0	%100
13	M52B	X	-8.794	-8.794	0	%100
14	M52B	Z	-5.077	-5.077	0	%100
15	M76	X	-11.878	-11.878	0	%100
16	M76	Z	-6.858	-6.858	0	%100
17	M77	X	-4.033	-4.033	0	%100
18	M77	Z	-2.328	-2.328	0	%100
19	M80	X	-4.248	-4.248	0	%100
20	M80	Z	-2.452	-2.452	0	%100
21	M84	X	-11.878	-11.878	0	%100
22	M84	Z	-6.858	-6.858	0	%100
23	M85	X	-16.131	-16.131	0	%100
24	M85	Z	-9.313	-9.313	0	%100
25	M91	X	-16.99	-16.99	0	%100
26	M91	Z	-9.809	-9.809	0	%100
27	M53	X	-1.985	-1.985	0	%100
28	M53	Z	-1.146	-1.146	0	%100
29	M54	X	-1.985	-1.985	0	%100
30	M54	Z	-1.146	-1.146	0	%100
31	M55	X	-3.959	-3.959	0	%100
32	M55	Z	-2.286	-2.286	0	%100
33	M58A	X	-8.794	-8.794	0	%100
34	M58A	Z	-5.077	-5.077	0	%100
35	M59A	X	-2.199	-2.199	0	%100
36	M59A	Z	-1.269	-1.269	0	%100
37	M63	X	-11.878	-11.878	0	%100
38	M63	Z	-6.858	-6.858	0	%100
39	M64	X	-16.131	-16.131	0	%100
40	M64	Z	-9.313	-9.313	0	%100
41	M66	X	-16.99	-16.99	0	%100
42	M66	Z	-9.809	-9.809	0	%100
43	M68	X	-11.878	-11.878	0	%100
44	M68	Z	-6.858	-6.858	0	%100
45	M69	X	-4.033	-4.033	0	%100
46	M69	Z	-2.328	-2.328	0	%100
47	M71	X	-4.248	-4.248	0	%100
48	M71	Z	-2.452	-2.452	0	%100
49	M77A	X	-7.94	-7.94	0	%100
50	M77A	Z	-4.584	-4.584	0	%100
51	M78	X	-7.94	-7.94	0	%100
52	M78	Z	-4.584	-4.584	0	%100
53	M79A	X	-15.837	-15.837	0	%100
54	M79A	Z	-9.144	-9.144	0	%100
55	M82	X	-2.199	-2.199	0	%100
56	M82	Z	-1.269	-1.269	0	%100
57	M83A	X	-2.199	-2.199	0	%100
58	M83A	Z	-1.269	-1.269	0	%100
59	M87	X	0	0	0	%100
60	M87	Z	0	0	0	%100
61	M88A	X	-4.033	-4.033	0	%100
62	M88A	Z	-2.328	-2.328	0	%100
63	M90	X	-4.248	-4.248	0	%100
64	M90	Z	-2.452	-2.452	0	%100
65	M92A	X	0	0	0	%100
66	M92A	Z	0	0	0	%100

**Member Distributed Loads (BLC 51 : Structure Wo (300 Deg)) (Continued)**

Member Label	Direction	Start Magnitude[lb/ft,F,ksf]	End Magnitude[lb/ft,F,ksf]	Start Location[in..	End Location[in...
67	M93	X	-4.033	-4.033	0 %100
68	M93	Z	-2.328	-2.328	0 %100
69	M95	X	-4.248	-4.248	0 %100
70	M95	Z	-2.452	-2.452	0 %100
71	M82A	X	-2.31	-2.31	0 %100
72	M82A	Z	-1.333	-1.333	0 %100
73	M91B	X	-9.239	-9.239	0 %100
74	M91B	Z	-5.334	-5.334	0 %100
75	M98A	X	-6.95	-6.95	0 %100
76	M98A	Z	-4.012	-4.012	0 %100
77	M99A	X	0	0	0 %100
78	M99A	Z	0	0	0 %100
79	MP5A	X	-6.269	-6.269	0 %100
80	MP5A	Z	-3.619	-3.619	0 %100
81	MP4A	X	-6.269	-6.269	0 %100
82	MP4A	Z	-3.619	-3.619	0 %100
83	MP3A	X	-6.269	-6.269	0 %100
84	MP3A	Z	-3.619	-3.619	0 %100
85	MP1A	X	-6.269	-6.269	0 %100
86	MP1A	Z	-3.619	-3.619	0 %100
87	MP2A	X	-7.589	-7.589	0 %100
88	MP2A	Z	-4.381	-4.381	0 %100
89	MP5C	X	-6.269	-6.269	0 %100
90	MP5C	Z	-3.619	-3.619	0 %100
91	MP4C	X	-6.269	-6.269	0 %100
92	MP4C	Z	-3.619	-3.619	0 %100
93	MP3C	X	-6.269	-6.269	0 %100
94	MP3C	Z	-3.619	-3.619	0 %100
95	MP1C	X	-6.269	-6.269	0 %100
96	MP1C	Z	-3.619	-3.619	0 %100
97	MP2C	X	-7.589	-7.589	0 %100
98	MP2C	Z	-4.381	-4.381	0 %100
99	MP5B	X	-6.269	-6.269	0 %100
100	MP5B	Z	-3.619	-3.619	0 %100
101	MP4B	X	-6.269	-6.269	0 %100
102	MP4B	Z	-3.619	-3.619	0 %100
103	MP3B	X	-6.269	-6.269	0 %100
104	MP3B	Z	-3.619	-3.619	0 %100
105	MP1B	X	-6.269	-6.269	0 %100
106	MP1B	Z	-3.619	-3.619	0 %100
107	MP2B	X	-7.589	-7.589	0 %100
108	MP2B	Z	-4.381	-4.381	0 %100
109	OVP	X	-5.713	-5.713	0 %100
110	OVP	Z	-3.298	-3.298	0 %100
111	M108	X	-1.897	-1.897	0 %100
112	M108	Z	-1.095	-1.095	0 %100
113	M109	X	-1.897	-1.897	0 %100
114	M109	Z	-1.095	-1.095	0 %100
115	M110	X	-7.589	-7.589	0 %100
116	M110	Z	-4.381	-4.381	0 %100
117	M132	X	-2.181	-2.181	0 %100
118	M132	Z	-1.259	-1.259	0 %100
119	M133	X	-2.181	-2.181	0 %100
120	M133	Z	-1.259	-1.259	0 %100
121	M134	X	-8.724	-8.724	0 %100
122	M134	Z	-5.037	-5.037	0 %100



Company :  
 Designer :  
 Job Number :  
 Model Name :

June 23, 2021  
 12:32 PM  
 Checked By: \_\_\_\_\_

**Member Distributed Loads (BLC 52 : Structure Wo (330 Deg))**

Member Label	Direction	Start Magnitude[lb/ft,F,ksf]	End Magnitude[lb/ft,F,ksf]	Start Location[in..	End Location[in...
1	M1	X	-4	0	%100
2	M1	Z	-6.929	0	%100
3	M4	X	-1.337	0	%100
4	M4	Z	-2.317	0	%100
5	M10	X	-3.438	0	%100
6	M10	Z	-5.955	0	%100
7	M43	X	-3.438	0	%100
8	M43	Z	-5.955	0	%100
9	M46	X	-6.858	0	%100
10	M46	Z	-11.878	0	%100
11	M51B	X	0	0	%100
12	M51B	Z	0	0	%100
13	M52B	X	-3.808	0	%100
14	M52B	Z	-6.596	0	%100
15	M76	X	-2.286	0	%100
16	M76	Z	-3.959	0	%100
17	M77	X	0	0	%100
18	M77	Z	0	0	%100
19	M80	X	0	0	%100
20	M80	Z	0	0	%100
21	M84	X	-2.286	0	%100
22	M84	Z	-3.959	0	%100
23	M85	X	-6.985	0	%100
24	M85	Z	-12.098	0	%100
25	M91	X	-7.357	0	%100
26	M91	Z	-12.743	0	%100
27	M53	X	0	0	%100
28	M53	Z	0	0	%100
29	M54	X	0	0	%100
30	M54	Z	0	0	%100
31	M55	X	0	0	%100
32	M55	Z	0	0	%100
33	M58A	X	-3.808	0	%100
34	M58A	Z	-6.596	0	%100
35	M59A	X	-3.808	0	%100
36	M59A	Z	-6.596	0	%100
37	M63	X	-9.144	0	%100
38	M63	Z	-15.837	0	%100
39	M64	X	-6.985	0	%100
40	M64	Z	-12.098	0	%100
41	M66	X	-7.357	0	%100
42	M66	Z	-12.743	0	%100
43	M68	X	-9.144	0	%100
44	M68	Z	-15.837	0	%100
45	M69	X	-6.985	0	%100
46	M69	Z	-12.098	0	%100
47	M71	X	-7.357	0	%100
48	M71	Z	-12.743	0	%100
49	M77A	X	-3.438	0	%100
50	M77A	Z	-5.955	0	%100
51	M78	X	-3.438	0	%100
52	M78	Z	-5.955	0	%100
53	M79A	X	-6.858	0	%100
54	M79A	Z	-11.878	0	%100
55	M82	X	-3.808	0	%100
56	M82	Z	-6.596	0	%100
57	M83A	X	0	0	%100

**Member Distributed Loads (BLC 52 : Structure Wo (330 Deg)) (Continued)**

Member Label	Direction	Start Magnitude[lb/ft,F,ksf]	End Magnitude[lb/ft,F,ksf]	Start Location[in..	End Location[in..
58	M83A	Z	0	0	%100
59	M87	X	-2.286	-2.286	%100
60	M87	Z	-3.959	-3.959	%100
61	M88A	X	-6.985	-6.985	%100
62	M88A	Z	-12.098	-12.098	%100
63	M90	X	-7.357	-7.357	%100
64	M90	Z	-12.743	-12.743	%100
65	M92A	X	-2.286	-2.286	%100
66	M92A	Z	-3.959	-3.959	%100
67	M93	X	0	0	%100
68	M93	Z	0	0	%100
69	M95	X	0	0	%100
70	M95	Z	0	0	%100
71	M82A	X	0	0	%100
72	M82A	Z	0	0	%100
73	M91B	X	-4	-4	%100
74	M91B	Z	-6.929	-6.929	%100
75	M98A	X	-5.35	-5.35	%100
76	M98A	Z	-9.266	-9.266	%100
77	M99A	X	-1.337	-1.337	%100
78	M99A	Z	-2.317	-2.317	%100
79	MP5A	X	-3.619	-3.619	%100
80	MP5A	Z	-6.269	-6.269	%100
81	MP4A	X	-3.619	-3.619	%100
82	MP4A	Z	-6.269	-6.269	%100
83	MP3A	X	-3.619	-3.619	%100
84	MP3A	Z	-6.269	-6.269	%100
85	MP1A	X	-3.619	-3.619	%100
86	MP1A	Z	-6.269	-6.269	%100
87	MP2A	X	-4.381	-4.381	%100
88	MP2A	Z	-7.589	-7.589	%100
89	MP5C	X	-3.619	-3.619	%100
90	MP5C	Z	-6.269	-6.269	%100
91	MP4C	X	-3.619	-3.619	%100
92	MP4C	Z	-6.269	-6.269	%100
93	MP3C	X	-3.619	-3.619	%100
94	MP3C	Z	-6.269	-6.269	%100
95	MP1C	X	-3.619	-3.619	%100
96	MP1C	Z	-6.269	-6.269	%100
97	MP2C	X	-4.381	-4.381	%100
98	MP2C	Z	-7.589	-7.589	%100
99	MP5B	X	-3.619	-3.619	%100
100	MP5B	Z	-6.269	-6.269	%100
101	MP4B	X	-3.619	-3.619	%100
102	MP4B	Z	-6.269	-6.269	%100
103	MP3B	X	-3.619	-3.619	%100
104	MP3B	Z	-6.269	-6.269	%100
105	MP1B	X	-3.619	-3.619	%100
106	MP1B	Z	-6.269	-6.269	%100
107	MP2B	X	-4.381	-4.381	%100
108	MP2B	Z	-7.589	-7.589	%100
109	OVP	X	-3.298	-3.298	%100
110	OVP	Z	-5.713	-5.713	%100
111	M108	X	-3.286	-3.286	%100
112	M108	Z	-5.692	-5.692	%100
113	M109	X	0	0	%100
114	M109	Z	0	0	%100



**Member Distributed Loads (BLC 52 : Structure Wo (330 Deg)) (Continued)**

	Member Label	Direction	Start Magnitude[lb/ft,F,ksf]	End Magnitude[lb/ft,F,ksf]	Start Location[in..	End Location[in....
115	M110	X	-3.286	-3.286	0	%100
116	M110	Z	-5.692	-5.692	0	%100
117	M132	X	0	0	0	%100
118	M132	Z	0	0	0	%100
119	M133	X	-3.778	-3.778	0	%100
120	M133	Z	-6.543	-6.543	0	%100
121	M134	X	-3.778	-3.778	0	%100
122	M134	Z	-6.543	-6.543	0	%100

**Member Distributed Loads (BLC 53 : Structure Wi (0 Deg))**

	Member Label	Direction	Start Magnitude[lb/ft,F,ksf]	End Magnitude[lb/ft,F,ksf]	Start Location[in..	End Location[in....
1	M1	X	0	0	0	%100
2	M1	Z	-3.147	-3.147	0	%100
3	M4	X	0	0	0	%100
4	M4	Z	0	0	0	%100
5	M10	X	0	0	0	%100
6	M10	Z	-2.597	-2.597	0	%100
7	M43	X	0	0	0	%100
8	M43	Z	-2.597	-2.597	0	%100
9	M46	X	0	0	0	%100
10	M46	Z	-4.07	-4.07	0	%100
11	M51B	X	0	0	0	%100
12	M51B	Z	-.748	-.748	0	%100
13	M52B	X	0	0	0	%100
14	M52B	Z	-.748	-.748	0	%100
15	M76	X	0	0	0	%100
16	M76	Z	0	0	0	%100
17	M77	X	0	0	0	%100
18	M77	Z	-1.016	-1.016	0	%100
19	M80	X	0	0	0	%100
20	M80	Z	-1.06	-1.06	0	%100
21	M84	X	0	0	0	%100
22	M84	Z	0	0	0	%100
23	M85	X	0	0	0	%100
24	M85	Z	-1.016	-1.016	0	%100
25	M91	X	0	0	0	%100
26	M91	Z	-1.06	-1.06	0	%100
27	M53	X	0	0	0	%100
28	M53	Z	-.649	-.649	0	%100
29	M54	X	0	0	0	%100
30	M54	Z	-.649	-.649	0	%100
31	M55	X	0	0	0	%100
32	M55	Z	-1.018	-1.018	0	%100
33	M58A	X	0	0	0	%100
34	M58A	Z	-.748	-.748	0	%100
35	M59A	X	0	0	0	%100
36	M59A	Z	-2.991	-2.991	0	%100
37	M63	X	0	0	0	%100
38	M63	Z	-3.001	-3.001	0	%100
39	M64	X	0	0	0	%100
40	M64	Z	-1.016	-1.016	0	%100
41	M66	X	0	0	0	%100
42	M66	Z	-1.06	-1.06	0	%100
43	M68	X	0	0	0	%100
44	M68	Z	-3.001	-3.001	0	%100
45	M69	X	0	0	0	%100

**Member Distributed Loads (BLC 53 : Structure Wi (0 Deg)) (Continued)**

Member Label	Direction	Start Magnitude[lb/ft,F,ksf]	End Magnitude[lb/ft,F,ksf]	Start Location[in..	End Location[in...
46	M69	Z	-4.063	-4.063	0 %100
47	M71	X	0	0	0 %100
48	M71	Z	-4.241	-4.241	0 %100
49	M77A	X	0	0	0 %100
50	M77A	Z	-.649	-.649	0 %100
51	M78	X	0	0	0 %100
52	M78	Z	-.649	-.649	0 %100
53	M79A	X	0	0	0 %100
54	M79A	Z	-1.018	-1.018	0 %100
55	M82	X	0	0	0 %100
56	M82	Z	-2.991	-2.991	0 %100
57	M83A	X	0	0	0 %100
58	M83A	Z	-.748	-.748	0 %100
59	M87	X	0	0	0 %100
60	M87	Z	-3.001	-3.001	0 %100
61	M88A	X	0	0	0 %100
62	M88A	Z	-4.063	-4.063	0 %100
63	M90	X	0	0	0 %100
64	M90	Z	-4.241	-4.241	0 %100
65	M92A	X	0	0	0 %100
66	M92A	Z	-3.001	-3.001	0 %100
67	M93	X	0	0	0 %100
68	M93	Z	-1.016	-1.016	0 %100
69	M95	X	0	0	0 %100
70	M95	Z	-1.06	-1.06	0 %100
71	M82A	X	0	0	0 %100
72	M82A	Z	-.787	-.787	0 %100
73	M91B	X	0	0	0 %100
74	M91B	Z	-.787	-.787	0 %100
75	M98A	X	0	0	0 %100
76	M98A	Z	-2.365	-2.365	0 %100
77	M99A	X	0	0	0 %100
78	M99A	Z	-2.365	-2.365	0 %100
79	MP5A	X	0	0	0 %100
80	MP5A	Z	-2.531	-2.531	0 %100
81	MP4A	X	0	0	0 %100
82	MP4A	Z	-2.531	-2.531	0 %100
83	MP3A	X	0	0	0 %100
84	MP3A	Z	-2.531	-2.531	0 %100
85	MP1A	X	0	0	0 %100
86	MP1A	Z	-2.531	-2.531	0 %100
87	MP2A	X	0	0	0 %100
88	MP2A	Z	-2.805	-2.805	0 %100
89	MP5C	X	0	0	0 %100
90	MP5C	Z	-2.531	-2.531	0 %100
91	MP4C	X	0	0	0 %100
92	MP4C	Z	-2.531	-2.531	0 %100
93	MP3C	X	0	0	0 %100
94	MP3C	Z	-2.531	-2.531	0 %100
95	MP1C	X	0	0	0 %100
96	MP1C	Z	-2.531	-2.531	0 %100
97	MP2C	X	0	0	0 %100
98	MP2C	Z	-2.805	-2.805	0 %100
99	MP5B	X	0	0	0 %100
100	MP5B	Z	-2.531	-2.531	0 %100
101	MP4B	X	0	0	0 %100
102	MP4B	Z	-2.531	-2.531	0 %100

**Member Distributed Loads (BLC 53 : Structure Wi (0 Deg)) (Continued)**

	Member Label	Direction	Start Magnitude[lb/ft,F,ksf]	End Magnitude[lb/ft,F,ksf]	Start Location[in..	End Location[in...
103	MP3B	X	0	0	0	%100
104	MP3B	Z	-2.531	-2.531	0	%100
105	MP1B	X	0	0	0	%100
106	MP1B	Z	-2.531	-2.531	0	%100
107	MP2B	X	0	0	0	%100
108	MP2B	Z	-2.805	-2.805	0	%100
109	OVP	X	0	0	0	%100
110	OVP	Z	-2.332	-2.332	0	%100
111	M108	X	0	0	0	%100
112	M108	Z	-2.805	-2.805	0	%100
113	M109	X	0	0	0	%100
114	M109	Z	-.701	-.701	0	%100
115	M110	X	0	0	0	%100
116	M110	Z	-.701	-.701	0	%100
117	M132	X	0	0	0	%100
118	M132	Z	-.657	-.657	0	%100
119	M133	X	0	0	0	%100
120	M133	Z	-2.63	-2.63	0	%100
121	M134	X	0	0	0	%100
122	M134	Z	-.657	-.657	0	%100

**Member Distributed Loads (BLC 54 : Structure Wi (30 Deg))**

	Member Label	Direction	Start Magnitude[lb/ft,F,ksf]	End Magnitude[lb/ft,F,ksf]	Start Location[in..	End Location[in...
1	M1	X	1.18	1.18	0	%100
2	M1	Z	-2.044	-2.044	0	%100
3	M4	X	.394	.394	0	%100
4	M4	Z	-.683	-.683	0	%100
5	M10	X	.974	.974	0	%100
6	M10	Z	-1.686	-1.686	0	%100
7	M43	X	.974	.974	0	%100
8	M43	Z	-1.686	-1.686	0	%100
9	M46	X	1.526	1.526	0	%100
10	M46	Z	-2.644	-2.644	0	%100
11	M51B	X	1.122	1.122	0	%100
12	M51B	Z	-1.943	-1.943	0	%100
13	M52B	X	0	0	0	%100
14	M52B	Z	0	0	0	%100
15	M76	X	.5	.5	0	%100
16	M76	Z	-.866	-.866	0	%100
17	M77	X	1.524	1.524	0	%100
18	M77	Z	-2.639	-2.639	0	%100
19	M80	X	1.59	1.59	0	%100
20	M80	Z	-2.755	-2.755	0	%100
21	M84	X	.5	.5	0	%100
22	M84	Z	-.866	-.866	0	%100
23	M85	X	0	0	0	%100
24	M85	Z	0	0	0	%100
25	M91	X	0	0	0	%100
26	M91	Z	0	0	0	%100
27	M53	X	.974	.974	0	%100
28	M53	Z	-1.686	-1.686	0	%100
29	M54	X	.974	.974	0	%100
30	M54	Z	-1.686	-1.686	0	%100
31	M55	X	1.526	1.526	0	%100
32	M55	Z	-2.644	-2.644	0	%100
33	M58A	X	0	0	0	%100



Company :  
 Designer :  
 Job Number :  
 Model Name :

June 23, 2021  
 12:32 PM  
 Checked By: \_\_\_\_\_

**Member Distributed Loads (BLC 54 : Structure Wi (30 Deg)) (Continued)**

Member Label	Direction	Start Magnitude[lb/ft,F,ksf]	End Magnitude[lb/ft,F,ksf]	Start Location[in..	End Location[in...
34	M58A	Z	0	0	%100
35	M59A	X	1.122	1.122	%100
36	M59A	Z	-1.943	-1.943	%100
37	M63	X	.5	.5	%100
38	M63	Z	-.866	-.866	%100
39	M64	X	0	0	%100
40	M64	Z	0	0	%100
41	M66	X	0	0	%100
42	M66	Z	0	0	%100
43	M68	X	.5	.5	%100
44	M68	Z	-.866	-.866	%100
45	M69	X	1.524	1.524	%100
46	M69	Z	-2.639	-2.639	%100
47	M71	X	1.59	1.59	%100
48	M71	Z	-2.755	-2.755	%100
49	M77A	X	0	0	%100
50	M77A	Z	0	0	%100
51	M78	X	0	0	%100
52	M78	Z	0	0	%100
53	M79A	X	0	0	%100
54	M79A	Z	0	0	%100
55	M82	X	1.122	1.122	%100
56	M82	Z	-1.943	-1.943	%100
57	M83A	X	1.122	1.122	%100
58	M83A	Z	-1.943	-1.943	%100
59	M87	X	2.001	2.001	%100
60	M87	Z	-3.466	-3.466	%100
61	M88A	X	1.524	1.524	%100
62	M88A	Z	-2.639	-2.639	%100
63	M90	X	1.59	1.59	%100
64	M90	Z	-2.755	-2.755	%100
65	M92A	X	2.001	2.001	%100
66	M92A	Z	-3.466	-3.466	%100
67	M93	X	1.524	1.524	%100
68	M93	Z	-2.639	-2.639	%100
69	M95	X	1.59	1.59	%100
70	M95	Z	-2.755	-2.755	%100
71	M82A	X	1.18	1.18	%100
72	M82A	Z	-2.044	-2.044	%100
73	M91B	X	0	0	%100
74	M91B	Z	0	0	%100
75	M98A	X	.394	.394	%100
76	M98A	Z	-.683	-.683	%100
77	M99A	X	1.576	1.576	%100
78	M99A	Z	-2.73	-2.73	%100
79	MP5A	X	1.266	1.266	%100
80	MP5A	Z	-2.192	-2.192	%100
81	MP4A	X	1.266	1.266	%100
82	MP4A	Z	-2.192	-2.192	%100
83	MP3A	X	1.266	1.266	%100
84	MP3A	Z	-2.192	-2.192	%100
85	MP1A	X	1.266	1.266	%100
86	MP1A	Z	-2.192	-2.192	%100
87	MP2A	X	1.403	1.403	%100
88	MP2A	Z	-2.429	-2.429	%100
89	MP5C	X	1.266	1.266	%100
90	MP5C	Z	-2.192	-2.192	%100



Company :  
 Designer :  
 Job Number :  
 Model Name :

June 23, 2021  
 12:32 PM  
 Checked By: \_\_\_\_\_

**Member Distributed Loads (BLC 54 : Structure Wi (30 Deg)) (Continued)**

	Member Label	Direction	Start Magnitude[lb/ft,F,ksf]	End Magnitude[lb/ft,F,ksf]	Start Location[in..	End Location[in...
91	MP4C	X	1.266	1.266	0	%100
92	MP4C	Z	-2.192	-2.192	0	%100
93	MP3C	X	1.266	1.266	0	%100
94	MP3C	Z	-2.192	-2.192	0	%100
95	MP1C	X	1.266	1.266	0	%100
96	MP1C	Z	-2.192	-2.192	0	%100
97	MP2C	X	1.403	1.403	0	%100
98	MP2C	Z	-2.429	-2.429	0	%100
99	MP5B	X	1.266	1.266	0	%100
100	MP5B	Z	-2.192	-2.192	0	%100
101	MP4B	X	1.266	1.266	0	%100
102	MP4B	Z	-2.192	-2.192	0	%100
103	MP3B	X	1.266	1.266	0	%100
104	MP3B	Z	-2.192	-2.192	0	%100
105	MP1B	X	1.266	1.266	0	%100
106	MP1B	Z	-2.192	-2.192	0	%100
107	MP2B	X	1.403	1.403	0	%100
108	MP2B	Z	-2.429	-2.429	0	%100
109	OVP	X	1.166	1.166	0	%100
110	OVP	Z	-2.02	-2.02	0	%100
111	M108	X	1.052	1.052	0	%100
112	M108	Z	-1.822	-1.822	0	%100
113	M109	X	1.052	1.052	0	%100
114	M109	Z	-1.822	-1.822	0	%100
115	M110	X	0	0	0	%100
116	M110	Z	0	0	0	%100
117	M132	X	.986	.986	0	%100
118	M132	Z	-1.708	-1.708	0	%100
119	M133	X	.986	.986	0	%100
120	M133	Z	-1.708	-1.708	0	%100
121	M134	X	0	0	0	%100
122	M134	Z	0	0	0	%100

**Member Distributed Loads (BLC 55 : Structure Wi (60 Deg))**

	Member Label	Direction	Start Magnitude[lb/ft,F,ksf]	End Magnitude[lb/ft,F,ksf]	Start Location[in..	End Location[in...
1	M1	X	.681	.681	0	%100
2	M1	Z	-.393	-.393	0	%100
3	M4	X	2.048	2.048	0	%100
4	M4	Z	-1.182	-1.182	0	%100
5	M10	X	.562	.562	0	%100
6	M10	Z	-.325	-.325	0	%100
7	M43	X	.562	.562	0	%100
8	M43	Z	-.325	-.325	0	%100
9	M46	X	.881	.881	0	%100
10	M46	Z	-.509	-.509	0	%100
11	M51B	X	2.59	2.59	0	%100
12	M51B	Z	-1.495	-1.495	0	%100
13	M52B	X	.648	.648	0	%100
14	M52B	Z	-.374	-.374	0	%100
15	M76	X	2.599	2.599	0	%100
16	M76	Z	-1.501	-1.501	0	%100
17	M77	X	3.518	3.518	0	%100
18	M77	Z	-2.031	-2.031	0	%100
19	M80	X	3.673	3.673	0	%100
20	M80	Z	-2.12	-2.12	0	%100
21	M84	X	2.599	2.599	0	%100



Company :  
 Designer :  
 Job Number :  
 Model Name :

June 23, 2021  
 12:32 PM  
 Checked By: \_\_\_\_\_

**Member Distributed Loads (BLC 55 : Structure Wi (60 Deg)) (Continued)**

Member Label	Direction	Start Magnitude[lb/ft,F,ksf]	End Magnitude[lb/ft,F,ksf]	Start Location[in..	End Location[in...
22	M84	Z	-1.501	-1.501	0 %100
23	M85	X	.88	.88	0 %100
24	M85	Z	-.508	-.508	0 %100
25	M91	X	.918	.918	0 %100
26	M91	Z	-.53	-.53	0 %100
27	M53	X	2.249	2.249	0 %100
28	M53	Z	-1.298	-1.298	0 %100
29	M54	X	2.249	2.249	0 %100
30	M54	Z	-1.298	-1.298	0 %100
31	M55	X	3.525	3.525	0 %100
32	M55	Z	-2.035	-2.035	0 %100
33	M58A	X	.648	.648	0 %100
34	M58A	Z	-.374	-.374	0 %100
35	M59A	X	.648	.648	0 %100
36	M59A	Z	-.374	-.374	0 %100
37	M63	X	0	0	0 %100
38	M63	Z	0	0	0 %100
39	M64	X	.88	.88	0 %100
40	M64	Z	-.508	-.508	0 %100
41	M66	X	.918	.918	0 %100
42	M66	Z	-.53	-.53	0 %100
43	M68	X	0	0	0 %100
44	M68	Z	0	0	0 %100
45	M69	X	.88	.88	0 %100
46	M69	Z	-.508	-.508	0 %100
47	M71	X	.918	.918	0 %100
48	M71	Z	-.53	-.53	0 %100
49	M77A	X	.562	.562	0 %100
50	M77A	Z	-.325	-.325	0 %100
51	M78	X	.562	.562	0 %100
52	M78	Z	-.325	-.325	0 %100
53	M79A	X	.881	.881	0 %100
54	M79A	Z	-.509	-.509	0 %100
55	M82	X	.648	.648	0 %100
56	M82	Z	-.374	-.374	0 %100
57	M83A	X	2.59	2.59	0 %100
58	M83A	Z	-1.495	-1.495	0 %100
59	M87	X	2.599	2.599	0 %100
60	M87	Z	-1.501	-1.501	0 %100
61	M88A	X	.88	.88	0 %100
62	M88A	Z	-.508	-.508	0 %100
63	M90	X	.918	.918	0 %100
64	M90	Z	-.53	-.53	0 %100
65	M92A	X	2.599	2.599	0 %100
66	M92A	Z	-1.501	-1.501	0 %100
67	M93	X	3.518	3.518	0 %100
68	M93	Z	-2.031	-2.031	0 %100
69	M95	X	3.673	3.673	0 %100
70	M95	Z	-2.12	-2.12	0 %100
71	M82A	X	2.726	2.726	0 %100
72	M82A	Z	-1.574	-1.574	0 %100
73	M91B	X	.681	.681	0 %100
74	M91B	Z	-.393	-.393	0 %100
75	M98A	X	0	0	0 %100
76	M98A	Z	0	0	0 %100
77	M99A	X	2.048	2.048	0 %100
78	M99A	Z	-1.182	-1.182	0 %100



Company :  
 Designer :  
 Job Number :  
 Model Name :

June 23, 2021  
 12:32 PM  
 Checked By: \_\_\_\_\_

**Member Distributed Loads (BLC 55 : Structure Wi (60 Deg)) (Continued)**

	Member Label	Direction	Start Magnitude[lb/ft,F,ksf]	End Magnitude[lb/ft,F,ksf]	Start Location[in..	End Location[in...
79	MP5A	X	2.192	2.192	0	%100
80	MP5A	Z	-1.266	-1.266	0	%100
81	MP4A	X	2.192	2.192	0	%100
82	MP4A	Z	-1.266	-1.266	0	%100
83	MP3A	X	2.192	2.192	0	%100
84	MP3A	Z	-1.266	-1.266	0	%100
85	MP1A	X	2.192	2.192	0	%100
86	MP1A	Z	-1.266	-1.266	0	%100
87	MP2A	X	2.429	2.429	0	%100
88	MP2A	Z	-1.403	-1.403	0	%100
89	MP5C	X	2.192	2.192	0	%100
90	MP5C	Z	-1.266	-1.266	0	%100
91	MP4C	X	2.192	2.192	0	%100
92	MP4C	Z	-1.266	-1.266	0	%100
93	MP3C	X	2.192	2.192	0	%100
94	MP3C	Z	-1.266	-1.266	0	%100
95	MP1C	X	2.192	2.192	0	%100
96	MP1C	Z	-1.266	-1.266	0	%100
97	MP2C	X	2.429	2.429	0	%100
98	MP2C	Z	-1.403	-1.403	0	%100
99	MP5B	X	2.192	2.192	0	%100
100	MP5B	Z	-1.266	-1.266	0	%100
101	MP4B	X	2.192	2.192	0	%100
102	MP4B	Z	-1.266	-1.266	0	%100
103	MP3B	X	2.192	2.192	0	%100
104	MP3B	Z	-1.266	-1.266	0	%100
105	MP1B	X	2.192	2.192	0	%100
106	MP1B	Z	-1.266	-1.266	0	%100
107	MP2B	X	2.429	2.429	0	%100
108	MP2B	Z	-1.403	-1.403	0	%100
109	OVP	X	2.02	2.02	0	%100
110	OVP	Z	-1.166	-1.166	0	%100
111	M108	X	.607	.607	0	%100
112	M108	Z	-.351	-.351	0	%100
113	M109	X	2.429	2.429	0	%100
114	M109	Z	-1.403	-1.403	0	%100
115	M110	X	.607	.607	0	%100
116	M110	Z	-.351	-.351	0	%100
117	M132	X	2.277	2.277	0	%100
118	M132	Z	-1.315	-1.315	0	%100
119	M133	X	.569	.569	0	%100
120	M133	Z	-.329	-.329	0	%100
121	M134	X	.569	.569	0	%100
122	M134	Z	-.329	-.329	0	%100

**Member Distributed Loads (BLC 56 : Structure Wi (90 Deg))**

	Member Label	Direction	Start Magnitude[lb/ft,F,ksf]	End Magnitude[lb/ft,F,ksf]	Start Location[in..	End Location[in...
1	M1	X	0	0	0	%100
2	M1	Z	0	0	0	%100
3	M4	X	3.153	3.153	0	%100
4	M4	Z	0	0	0	%100
5	M10	X	0	0	0	%100
6	M10	Z	0	0	0	%100
7	M43	X	0	0	0	%100
8	M43	Z	0	0	0	%100
9	M46	X	0	0	0	%100

**Member Distributed Loads (BLC 56 : Structure Wi (90 Deg)) (Continued)**

Member Label	Direction	Start Magnitude[lb/ft,F,ksf]	End Magnitude[lb/ft,F,ksf]	Start Location[in..	End Location[in...
10	M46	Z	0	0	%100
11	M51B	X	2.243	2.243	%100
12	M51B	Z	0	0	%100
13	M52B	X	2.243	2.243	%100
14	M52B	Z	0	0	%100
15	M76	X	4.002	4.002	%100
16	M76	Z	0	0	%100
17	M77	X	3.047	3.047	%100
18	M77	Z	0	0	%100
19	M80	X	3.181	3.181	%100
20	M80	Z	0	0	%100
21	M84	X	4.002	4.002	%100
22	M84	Z	0	0	%100
23	M85	X	3.047	3.047	%100
24	M85	Z	0	0	%100
25	M91	X	3.181	3.181	%100
26	M91	Z	0	0	%100
27	M53	X	1.947	1.947	%100
28	M53	Z	0	0	%100
29	M54	X	1.947	1.947	%100
30	M54	Z	0	0	%100
31	M55	X	3.053	3.053	%100
32	M55	Z	0	0	%100
33	M58A	X	2.243	2.243	%100
34	M58A	Z	0	0	%100
35	M59A	X	0	0	%100
36	M59A	Z	0	0	%100
37	M63	X	1	1	%100
38	M63	Z	0	0	%100
39	M64	X	3.047	3.047	%100
40	M64	Z	0	0	%100
41	M66	X	3.181	3.181	%100
42	M66	Z	0	0	%100
43	M68	X	1	1	%100
44	M68	Z	0	0	%100
45	M69	X	0	0	%100
46	M69	Z	0	0	%100
47	M71	X	0	0	%100
48	M71	Z	0	0	%100
49	M77A	X	1.947	1.947	%100
50	M77A	Z	0	0	%100
51	M78	X	1.947	1.947	%100
52	M78	Z	0	0	%100
53	M79A	X	3.053	3.053	%100
54	M79A	Z	0	0	%100
55	M82	X	0	0	%100
56	M82	Z	0	0	%100
57	M83A	X	2.243	2.243	%100
58	M83A	Z	0	0	%100
59	M87	X	1	1	%100
60	M87	Z	0	0	%100
61	M88A	X	0	0	%100
62	M88A	Z	0	0	%100
63	M90	X	0	0	%100
64	M90	Z	0	0	%100
65	M92A	X	1	1	%100
66	M92A	Z	0	0	%100



**Member Distributed Loads (BLC 56 : Structure Wi (90 Deg)) (Continued)**

Member Label	Direction	Start Magnitude[lb/ft,F,ksf]	End Magnitude[lb/ft,F,ksf]	Start Location[in..	End Location[in...
67	M93	X	3.047	3.047	0 %100
68	M93	Z	0	0	0 %100
69	M95	X	3.181	3.181	0 %100
70	M95	Z	0	0	0 %100
71	M82A	X	2.36	2.36	0 %100
72	M82A	Z	0	0	0 %100
73	M91B	X	2.36	2.36	0 %100
74	M91B	Z	0	0	0 %100
75	M98A	X	.788	.788	0 %100
76	M98A	Z	0	0	0 %100
77	M99A	X	.788	.788	0 %100
78	M99A	Z	0	0	0 %100
79	MP5A	X	2.531	2.531	0 %100
80	MP5A	Z	0	0	0 %100
81	MP4A	X	2.531	2.531	0 %100
82	MP4A	Z	0	0	0 %100
83	MP3A	X	2.531	2.531	0 %100
84	MP3A	Z	0	0	0 %100
85	MP1A	X	2.531	2.531	0 %100
86	MP1A	Z	0	0	0 %100
87	MP2A	X	2.805	2.805	0 %100
88	MP2A	Z	0	0	0 %100
89	MP5C	X	2.531	2.531	0 %100
90	MP5C	Z	0	0	0 %100
91	MP4C	X	2.531	2.531	0 %100
92	MP4C	Z	0	0	0 %100
93	MP3C	X	2.531	2.531	0 %100
94	MP3C	Z	0	0	0 %100
95	MP1C	X	2.531	2.531	0 %100
96	MP1C	Z	0	0	0 %100
97	MP2C	X	2.805	2.805	0 %100
98	MP2C	Z	0	0	0 %100
99	MP5B	X	2.531	2.531	0 %100
100	MP5B	Z	0	0	0 %100
101	MP4B	X	2.531	2.531	0 %100
102	MP4B	Z	0	0	0 %100
103	MP3B	X	2.531	2.531	0 %100
104	MP3B	Z	0	0	0 %100
105	MP1B	X	2.531	2.531	0 %100
106	MP1B	Z	0	0	0 %100
107	MP2B	X	2.805	2.805	0 %100
108	MP2B	Z	0	0	0 %100
109	OVP	X	2.332	2.332	0 %100
110	OVP	Z	0	0	0 %100
111	M108	X	0	0	0 %100
112	M108	Z	0	0	0 %100
113	M109	X	2.104	2.104	0 %100
114	M109	Z	0	0	0 %100
115	M110	X	2.104	2.104	0 %100
116	M110	Z	0	0	0 %100
117	M132	X	1.972	1.972	0 %100
118	M132	Z	0	0	0 %100
119	M133	X	0	0	0 %100
120	M133	Z	0	0	0 %100
121	M134	X	1.972	1.972	0 %100
122	M134	Z	0	0	0 %100



Company :  
 Designer :  
 Job Number :  
 Model Name :

June 23, 2021  
 12:32 PM  
 Checked By: \_\_\_\_\_

**Member Distributed Loads (BLC 57 : Structure Wi (120 Deg))**

	Member Label	Direction	Start Magnitude[lb/ft,F,ksf]	End Magnitude[lb/ft,F,ksf]	Start Location[in..	End Location[in...
1	M1	X	.681	.681	0	%100
2	M1	Z	.393	.393	0	%100
3	M4	X	2.048	2.048	0	%100
4	M4	Z	1.182	1.182	0	%100
5	M10	X	.562	.562	0	%100
6	M10	Z	.325	.325	0	%100
7	M43	X	.562	.562	0	%100
8	M43	Z	.325	.325	0	%100
9	M46	X	.881	.881	0	%100
10	M46	Z	.509	.509	0	%100
11	M51B	X	.648	.648	0	%100
12	M51B	Z	.374	.374	0	%100
13	M52B	X	2.59	2.59	0	%100
14	M52B	Z	1.495	1.495	0	%100
15	M76	X	2.599	2.599	0	%100
16	M76	Z	1.501	1.501	0	%100
17	M77	X	.88	.88	0	%100
18	M77	Z	.508	.508	0	%100
19	M80	X	.918	.918	0	%100
20	M80	Z	.53	.53	0	%100
21	M84	X	2.599	2.599	0	%100
22	M84	Z	1.501	1.501	0	%100
23	M85	X	3.518	3.518	0	%100
24	M85	Z	2.031	2.031	0	%100
25	M91	X	3.673	3.673	0	%100
26	M91	Z	2.12	2.12	0	%100
27	M53	X	.562	.562	0	%100
28	M53	Z	.325	.325	0	%100
29	M54	X	.562	.562	0	%100
30	M54	Z	.325	.325	0	%100
31	M55	X	.881	.881	0	%100
32	M55	Z	.509	.509	0	%100
33	M58A	X	2.59	2.59	0	%100
34	M58A	Z	1.495	1.495	0	%100
35	M59A	X	.648	.648	0	%100
36	M59A	Z	.374	.374	0	%100
37	M63	X	2.599	2.599	0	%100
38	M63	Z	1.501	1.501	0	%100
39	M64	X	3.518	3.518	0	%100
40	M64	Z	2.031	2.031	0	%100
41	M66	X	3.673	3.673	0	%100
42	M66	Z	2.12	2.12	0	%100
43	M68	X	2.599	2.599	0	%100
44	M68	Z	1.501	1.501	0	%100
45	M69	X	.88	.88	0	%100
46	M69	Z	.508	.508	0	%100
47	M71	X	.918	.918	0	%100
48	M71	Z	.53	.53	0	%100
49	M77A	X	2.249	2.249	0	%100
50	M77A	Z	1.298	1.298	0	%100
51	M78	X	2.249	2.249	0	%100
52	M78	Z	1.298	1.298	0	%100
53	M79A	X	3.525	3.525	0	%100
54	M79A	Z	2.035	2.035	0	%100
55	M82	X	.648	.648	0	%100
56	M82	Z	.374	.374	0	%100
57	M83A	X	.648	.648	0	%100

**Member Distributed Loads (BLC 57 : Structure Wi (120 Deg)) (Continued)**

Member Label	Direction	Start Magnitude[lb/ft,F,ksf]	End Magnitude[lb/ft,F,ksf]	Start Location[in..	End Location[in..
58	M83A	Z	.374	.374	0 %100
59	M87	X	0	0	0 %100
60	M87	Z	0	0	0 %100
61	M88A	X	.88	.88	0 %100
62	M88A	Z	.508	.508	0 %100
63	M90	X	.918	.918	0 %100
64	M90	Z	.53	.53	0 %100
65	M92A	X	0	0	0 %100
66	M92A	Z	0	0	0 %100
67	M93	X	.88	.88	0 %100
68	M93	Z	.508	.508	0 %100
69	M95	X	.918	.918	0 %100
70	M95	Z	.53	.53	0 %100
71	M82A	X	.681	.681	0 %100
72	M82A	Z	.393	.393	0 %100
73	M91B	X	2.726	2.726	0 %100
74	M91B	Z	1.574	1.574	0 %100
75	M98A	X	2.048	2.048	0 %100
76	M98A	Z	1.182	1.182	0 %100
77	M99A	X	0	0	0 %100
78	M99A	Z	0	0	0 %100
79	MP5A	X	2.192	2.192	0 %100
80	MP5A	Z	1.266	1.266	0 %100
81	MP4A	X	2.192	2.192	0 %100
82	MP4A	Z	1.266	1.266	0 %100
83	MP3A	X	2.192	2.192	0 %100
84	MP3A	Z	1.266	1.266	0 %100
85	MP1A	X	2.192	2.192	0 %100
86	MP1A	Z	1.266	1.266	0 %100
87	MP2A	X	2.429	2.429	0 %100
88	MP2A	Z	1.403	1.403	0 %100
89	MP5C	X	2.192	2.192	0 %100
90	MP5C	Z	1.266	1.266	0 %100
91	MP4C	X	2.192	2.192	0 %100
92	MP4C	Z	1.266	1.266	0 %100
93	MP3C	X	2.192	2.192	0 %100
94	MP3C	Z	1.266	1.266	0 %100
95	MP1C	X	2.192	2.192	0 %100
96	MP1C	Z	1.266	1.266	0 %100
97	MP2C	X	2.429	2.429	0 %100
98	MP2C	Z	1.403	1.403	0 %100
99	MP5B	X	2.192	2.192	0 %100
100	MP5B	Z	1.266	1.266	0 %100
101	MP4B	X	2.192	2.192	0 %100
102	MP4B	Z	1.266	1.266	0 %100
103	MP3B	X	2.192	2.192	0 %100
104	MP3B	Z	1.266	1.266	0 %100
105	MP1B	X	2.192	2.192	0 %100
106	MP1B	Z	1.266	1.266	0 %100
107	MP2B	X	2.429	2.429	0 %100
108	MP2B	Z	1.403	1.403	0 %100
109	OVP	X	2.02	2.02	0 %100
110	OVP	Z	1.166	1.166	0 %100
111	M108	X	.607	.607	0 %100
112	M108	Z	.351	.351	0 %100
113	M109	X	.607	.607	0 %100
114	M109	Z	.351	.351	0 %100



Company :  
 Designer :  
 Job Number :  
 Model Name :

June 23, 2021  
 12:32 PM  
 Checked By: \_\_\_\_\_

**Member Distributed Loads (BLC 57 : Structure Wi (120 Deg)) (Continued)**

	Member Label	Direction	Start Magnitude[lb/ft,F,ksf]	End Magnitude[lb/ft,F,ksf]	Start Location[in..	End Location[in...
115	M110	X	2.429	2.429	0	%100
116	M110	Z	1.403	1.403	0	%100
117	M132	X	.569	.569	0	%100
118	M132	Z	.329	.329	0	%100
119	M133	X	.569	.569	0	%100
120	M133	Z	.329	.329	0	%100
121	M134	X	2.277	2.277	0	%100
122	M134	Z	1.315	1.315	0	%100

**Member Distributed Loads (BLC 58 : Structure Wi (150 Deg))**

	Member Label	Direction	Start Magnitude[lb/ft,F,ksf]	End Magnitude[lb/ft,F,ksf]	Start Location[in..	End Location[in...
1	M1	X	1.18	1.18	0	%100
2	M1	Z	2.044	2.044	0	%100
3	M4	X	.394	.394	0	%100
4	M4	Z	.683	.683	0	%100
5	M10	X	.974	.974	0	%100
6	M10	Z	1.686	1.686	0	%100
7	M43	X	.974	.974	0	%100
8	M43	Z	1.686	1.686	0	%100
9	M46	X	1.526	1.526	0	%100
10	M46	Z	2.644	2.644	0	%100
11	M51B	X	0	0	0	%100
12	M51B	Z	0	0	0	%100
13	M52B	X	1.122	1.122	0	%100
14	M52B	Z	1.943	1.943	0	%100
15	M76	X	.5	.5	0	%100
16	M76	Z	.866	.866	0	%100
17	M77	X	0	0	0	%100
18	M77	Z	0	0	0	%100
19	M80	X	0	0	0	%100
20	M80	Z	0	0	0	%100
21	M84	X	.5	.5	0	%100
22	M84	Z	.866	.866	0	%100
23	M85	X	1.524	1.524	0	%100
24	M85	Z	2.639	2.639	0	%100
25	M91	X	1.59	1.59	0	%100
26	M91	Z	2.755	2.755	0	%100
27	M53	X	0	0	0	%100
28	M53	Z	0	0	0	%100
29	M54	X	0	0	0	%100
30	M54	Z	0	0	0	%100
31	M55	X	0	0	0	%100
32	M55	Z	0	0	0	%100
33	M58A	X	1.122	1.122	0	%100
34	M58A	Z	1.943	1.943	0	%100
35	M59A	X	1.122	1.122	0	%100
36	M59A	Z	1.943	1.943	0	%100
37	M63	X	2.001	2.001	0	%100
38	M63	Z	3.466	3.466	0	%100
39	M64	X	1.524	1.524	0	%100
40	M64	Z	2.639	2.639	0	%100
41	M66	X	1.59	1.59	0	%100
42	M66	Z	2.755	2.755	0	%100
43	M68	X	2.001	2.001	0	%100
44	M68	Z	3.466	3.466	0	%100
45	M69	X	1.524	1.524	0	%100

**Member Distributed Loads (BLC 58 : Structure Wi (150 Deg)) (Continued)**

Member Label	Direction	Start Magnitude[lb/ft,F,ksf]	End Magnitude[lb/ft,F,ksf]	Start Location[in..	End Location[in...
46	M69	Z	2.639	2.639	0 %100
47	M71	X	1.59	1.59	0 %100
48	M71	Z	2.755	2.755	0 %100
49	M77A	X	.974	.974	0 %100
50	M77A	Z	1.686	1.686	0 %100
51	M78	X	.974	.974	0 %100
52	M78	Z	1.686	1.686	0 %100
53	M79A	X	1.526	1.526	0 %100
54	M79A	Z	2.644	2.644	0 %100
55	M82	X	1.122	1.122	0 %100
56	M82	Z	1.943	1.943	0 %100
57	M83A	X	0	0	0 %100
58	M83A	Z	0	0	0 %100
59	M87	X	.5	.5	0 %100
60	M87	Z	.866	.866	0 %100
61	M88A	X	1.524	1.524	0 %100
62	M88A	Z	2.639	2.639	0 %100
63	M90	X	1.59	1.59	0 %100
64	M90	Z	2.755	2.755	0 %100
65	M92A	X	.5	.5	0 %100
66	M92A	Z	.866	.866	0 %100
67	M93	X	0	0	0 %100
68	M93	Z	0	0	0 %100
69	M95	X	0	0	0 %100
70	M95	Z	0	0	0 %100
71	M82A	X	0	0	0 %100
72	M82A	Z	0	0	0 %100
73	M91B	X	1.18	1.18	0 %100
74	M91B	Z	2.044	2.044	0 %100
75	M98A	X	1.576	1.576	0 %100
76	M98A	Z	2.73	2.73	0 %100
77	M99A	X	.394	.394	0 %100
78	M99A	Z	.683	.683	0 %100
79	MP5A	X	1.266	1.266	0 %100
80	MP5A	Z	2.192	2.192	0 %100
81	MP4A	X	1.266	1.266	0 %100
82	MP4A	Z	2.192	2.192	0 %100
83	MP3A	X	1.266	1.266	0 %100
84	MP3A	Z	2.192	2.192	0 %100
85	MP1A	X	1.266	1.266	0 %100
86	MP1A	Z	2.192	2.192	0 %100
87	MP2A	X	1.403	1.403	0 %100
88	MP2A	Z	2.429	2.429	0 %100
89	MP5C	X	1.266	1.266	0 %100
90	MP5C	Z	2.192	2.192	0 %100
91	MP4C	X	1.266	1.266	0 %100
92	MP4C	Z	2.192	2.192	0 %100
93	MP3C	X	1.266	1.266	0 %100
94	MP3C	Z	2.192	2.192	0 %100
95	MP1C	X	1.266	1.266	0 %100
96	MP1C	Z	2.192	2.192	0 %100
97	MP2C	X	1.403	1.403	0 %100
98	MP2C	Z	2.429	2.429	0 %100
99	MP5B	X	1.266	1.266	0 %100
100	MP5B	Z	2.192	2.192	0 %100
101	MP4B	X	1.266	1.266	0 %100
102	MP4B	Z	2.192	2.192	0 %100



Company :  
 Designer :  
 Job Number :  
 Model Name :

June 23, 2021  
 12:32 PM  
 Checked By: \_\_\_\_\_

**Member Distributed Loads (BLC 58 : Structure Wi (150 Deg)) (Continued)**

	Member Label	Direction	Start Magnitude[lb/ft,F,ksf]	End Magnitude[lb/ft,F,ksf]	Start Location[in..	End Location[in...
103	MP3B	X	1.266	1.266	0	%100
104	MP3B	Z	2.192	2.192	0	%100
105	MP1B	X	1.266	1.266	0	%100
106	MP1B	Z	2.192	2.192	0	%100
107	MP2B	X	1.403	1.403	0	%100
108	MP2B	Z	2.429	2.429	0	%100
109	OVP	X	1.166	1.166	0	%100
110	OVP	Z	2.02	2.02	0	%100
111	M108	X	1.052	1.052	0	%100
112	M108	Z	1.822	1.822	0	%100
113	M109	X	0	0	0	%100
114	M109	Z	0	0	0	%100
115	M110	X	1.052	1.052	0	%100
116	M110	Z	1.822	1.822	0	%100
117	M132	X	0	0	0	%100
118	M132	Z	0	0	0	%100
119	M133	X	.986	.986	0	%100
120	M133	Z	1.708	1.708	0	%100
121	M134	X	.986	.986	0	%100
122	M134	Z	1.708	1.708	0	%100

**Member Distributed Loads (BLC 59 : Structure Wi (180 Deg))**

	Member Label	Direction	Start Magnitude[lb/ft,F,ksf]	End Magnitude[lb/ft,F,ksf]	Start Location[in..	End Location[in...
1	M1	X	0	0	0	%100
2	M1	Z	3.147	3.147	0	%100
3	M4	X	0	0	0	%100
4	M4	Z	0	0	0	%100
5	M10	X	0	0	0	%100
6	M10	Z	2.597	2.597	0	%100
7	M43	X	0	0	0	%100
8	M43	Z	2.597	2.597	0	%100
9	M46	X	0	0	0	%100
10	M46	Z	4.07	4.07	0	%100
11	M51B	X	0	0	0	%100
12	M51B	Z	.748	.748	0	%100
13	M52B	X	0	0	0	%100
14	M52B	Z	.748	.748	0	%100
15	M76	X	0	0	0	%100
16	M76	Z	0	0	0	%100
17	M77	X	0	0	0	%100
18	M77	Z	1.016	1.016	0	%100
19	M80	X	0	0	0	%100
20	M80	Z	1.06	1.06	0	%100
21	M84	X	0	0	0	%100
22	M84	Z	0	0	0	%100
23	M85	X	0	0	0	%100
24	M85	Z	1.016	1.016	0	%100
25	M91	X	0	0	0	%100
26	M91	Z	1.06	1.06	0	%100
27	M53	X	0	0	0	%100
28	M53	Z	.649	.649	0	%100
29	M54	X	0	0	0	%100
30	M54	Z	.649	.649	0	%100
31	M55	X	0	0	0	%100
32	M55	Z	1.018	1.018	0	%100
33	M58A	X	0	0	0	%100

**Member Distributed Loads (BLC 59 : Structure Wi (180 Deg)) (Continued)**

Member Label	Direction	Start Magnitude[lb/ft,F,ksf]	End Magnitude[lb/ft,F,ksf]	Start Location[in..	End Location[in...
34	M58A	Z	.748	.748	0 %100
35	M59A	X	0	0	0 %100
36	M59A	Z	2.991	2.991	0 %100
37	M63	X	0	0	0 %100
38	M63	Z	3.001	3.001	0 %100
39	M64	X	0	0	0 %100
40	M64	Z	1.016	1.016	0 %100
41	M66	X	0	0	0 %100
42	M66	Z	1.06	1.06	0 %100
43	M68	X	0	0	0 %100
44	M68	Z	3.001	3.001	0 %100
45	M69	X	0	0	0 %100
46	M69	Z	4.063	4.063	0 %100
47	M71	X	0	0	0 %100
48	M71	Z	4.241	4.241	0 %100
49	M77A	X	0	0	0 %100
50	M77A	Z	.649	.649	0 %100
51	M78	X	0	0	0 %100
52	M78	Z	.649	.649	0 %100
53	M79A	X	0	0	0 %100
54	M79A	Z	1.018	1.018	0 %100
55	M82	X	0	0	0 %100
56	M82	Z	2.991	2.991	0 %100
57	M83A	X	0	0	0 %100
58	M83A	Z	.748	.748	0 %100
59	M87	X	0	0	0 %100
60	M87	Z	3.001	3.001	0 %100
61	M88A	X	0	0	0 %100
62	M88A	Z	4.063	4.063	0 %100
63	M90	X	0	0	0 %100
64	M90	Z	4.241	4.241	0 %100
65	M92A	X	0	0	0 %100
66	M92A	Z	3.001	3.001	0 %100
67	M93	X	0	0	0 %100
68	M93	Z	1.016	1.016	0 %100
69	M95	X	0	0	0 %100
70	M95	Z	1.06	1.06	0 %100
71	M82A	X	0	0	0 %100
72	M82A	Z	.787	.787	0 %100
73	M91B	X	0	0	0 %100
74	M91B	Z	.787	.787	0 %100
75	M98A	X	0	0	0 %100
76	M98A	Z	2.365	2.365	0 %100
77	M99A	X	0	0	0 %100
78	M99A	Z	2.365	2.365	0 %100
79	MP5A	X	0	0	0 %100
80	MP5A	Z	2.531	2.531	0 %100
81	MP4A	X	0	0	0 %100
82	MP4A	Z	2.531	2.531	0 %100
83	MP3A	X	0	0	0 %100
84	MP3A	Z	2.531	2.531	0 %100
85	MP1A	X	0	0	0 %100
86	MP1A	Z	2.531	2.531	0 %100
87	MP2A	X	0	0	0 %100
88	MP2A	Z	2.805	2.805	0 %100
89	MP5C	X	0	0	0 %100
90	MP5C	Z	2.531	2.531	0 %100

**Member Distributed Loads (BLC 59 : Structure Wi (180 Deg)) (Continued)**

	Member Label	Direction	Start Magnitude[lb/ft,F,ksf]	End Magnitude[lb/ft,F,ksf]	Start Location[in..	End Location[in...
91	MP4C	X	0	0	0	%100
92	MP4C	Z	2.531	2.531	0	%100
93	MP3C	X	0	0	0	%100
94	MP3C	Z	2.531	2.531	0	%100
95	MP1C	X	0	0	0	%100
96	MP1C	Z	2.531	2.531	0	%100
97	MP2C	X	0	0	0	%100
98	MP2C	Z	2.805	2.805	0	%100
99	MP5B	X	0	0	0	%100
100	MP5B	Z	2.531	2.531	0	%100
101	MP4B	X	0	0	0	%100
102	MP4B	Z	2.531	2.531	0	%100
103	MP3B	X	0	0	0	%100
104	MP3B	Z	2.531	2.531	0	%100
105	MP1B	X	0	0	0	%100
106	MP1B	Z	2.531	2.531	0	%100
107	MP2B	X	0	0	0	%100
108	MP2B	Z	2.805	2.805	0	%100
109	OVP	X	0	0	0	%100
110	OVP	Z	2.332	2.332	0	%100
111	M108	X	0	0	0	%100
112	M108	Z	2.805	2.805	0	%100
113	M109	X	0	0	0	%100
114	M109	Z	.701	.701	0	%100
115	M110	X	0	0	0	%100
116	M110	Z	.701	.701	0	%100
117	M132	X	0	0	0	%100
118	M132	Z	.657	.657	0	%100
119	M133	X	0	0	0	%100
120	M133	Z	2.63	2.63	0	%100
121	M134	X	0	0	0	%100
122	M134	Z	.657	.657	0	%100

**Member Distributed Loads (BLC 60 : Structure Wi (210 Deg))**

	Member Label	Direction	Start Magnitude[lb/ft,F,ksf]	End Magnitude[lb/ft,F,ksf]	Start Location[in..	End Location[in...
1	M1	X	-1.18	-1.18	0	%100
2	M1	Z	2.044	2.044	0	%100
3	M4	X	-.394	-.394	0	%100
4	M4	Z	.683	.683	0	%100
5	M10	X	-.974	-.974	0	%100
6	M10	Z	1.686	1.686	0	%100
7	M43	X	-.974	-.974	0	%100
8	M43	Z	1.686	1.686	0	%100
9	M46	X	-1.526	-1.526	0	%100
10	M46	Z	2.644	2.644	0	%100
11	M51B	X	-1.122	-1.122	0	%100
12	M51B	Z	1.943	1.943	0	%100
13	M52B	X	0	0	0	%100
14	M52B	Z	0	0	0	%100
15	M76	X	-.5	-.5	0	%100
16	M76	Z	.866	.866	0	%100
17	M77	X	-1.524	-1.524	0	%100
18	M77	Z	2.639	2.639	0	%100
19	M80	X	-1.59	-1.59	0	%100
20	M80	Z	2.755	2.755	0	%100
21	M84	X	-.5	-.5	0	%100





Company :  
 Designer :  
 Job Number :  
 Model Name :

June 23, 2021  
 12:32 PM  
 Checked By: \_\_\_\_\_

**Member Distributed Loads (BLC 60 : Structure Wi (210 Deg)) (Continued)**

Member Label	Direction	Start Magnitude[lb/ft,F,ksf]	End Magnitude[lb/ft,F,ksf]	Start Location[in..	End Location[in..
22	M84	Z	.866	.866	0 %100
23	M85	X	0	0	0 %100
24	M85	Z	0	0	0 %100
25	M91	X	0	0	0 %100
26	M91	Z	0	0	0 %100
27	M53	X	-.974	-.974	0 %100
28	M53	Z	1.686	1.686	0 %100
29	M54	X	-.974	-.974	0 %100
30	M54	Z	1.686	1.686	0 %100
31	M55	X	-1.526	-1.526	0 %100
32	M55	Z	2.644	2.644	0 %100
33	M58A	X	0	0	0 %100
34	M58A	Z	0	0	0 %100
35	M59A	X	-1.122	-1.122	0 %100
36	M59A	Z	1.943	1.943	0 %100
37	M63	X	-.5	-.5	0 %100
38	M63	Z	.866	.866	0 %100
39	M64	X	0	0	0 %100
40	M64	Z	0	0	0 %100
41	M66	X	0	0	0 %100
42	M66	Z	0	0	0 %100
43	M68	X	-.5	-.5	0 %100
44	M68	Z	.866	.866	0 %100
45	M69	X	-1.524	-1.524	0 %100
46	M69	Z	2.639	2.639	0 %100
47	M71	X	-1.59	-1.59	0 %100
48	M71	Z	2.755	2.755	0 %100
49	M77A	X	0	0	0 %100
50	M77A	Z	0	0	0 %100
51	M78	X	0	0	0 %100
52	M78	Z	0	0	0 %100
53	M79A	X	0	0	0 %100
54	M79A	Z	0	0	0 %100
55	M82	X	-1.122	-1.122	0 %100
56	M82	Z	1.943	1.943	0 %100
57	M83A	X	-1.122	-1.122	0 %100
58	M83A	Z	1.943	1.943	0 %100
59	M87	X	-2.001	-2.001	0 %100
60	M87	Z	3.466	3.466	0 %100
61	M88A	X	-1.524	-1.524	0 %100
62	M88A	Z	2.639	2.639	0 %100
63	M90	X	-1.59	-1.59	0 %100
64	M90	Z	2.755	2.755	0 %100
65	M92A	X	-2.001	-2.001	0 %100
66	M92A	Z	3.466	3.466	0 %100
67	M93	X	-1.524	-1.524	0 %100
68	M93	Z	2.639	2.639	0 %100
69	M95	X	-1.59	-1.59	0 %100
70	M95	Z	2.755	2.755	0 %100
71	M82A	X	-1.18	-1.18	0 %100
72	M82A	Z	2.044	2.044	0 %100
73	M91B	X	0	0	0 %100
74	M91B	Z	0	0	0 %100
75	M98A	X	-.394	-.394	0 %100
76	M98A	Z	.683	.683	0 %100
77	M99A	X	-1.576	-1.576	0 %100
78	M99A	Z	2.73	2.73	0 %100



Company :  
 Designer :  
 Job Number :  
 Model Name :

June 23, 2021  
 12:32 PM  
 Checked By: \_\_\_\_\_

**Member Distributed Loads (BLC 60 : Structure Wi (210 Deg)) (Continued)**

	Member Label	Direction	Start Magnitude[lb/ft,F,ksf]	End Magnitude[lb/ft,F,ksf]	Start Location[in..	End Location[in...
79	MP5A	X	-1.266	-1.266	0	%100
80	MP5A	Z	2.192	2.192	0	%100
81	MP4A	X	-1.266	-1.266	0	%100
82	MP4A	Z	2.192	2.192	0	%100
83	MP3A	X	-1.266	-1.266	0	%100
84	MP3A	Z	2.192	2.192	0	%100
85	MP1A	X	-1.266	-1.266	0	%100
86	MP1A	Z	2.192	2.192	0	%100
87	MP2A	X	-1.403	-1.403	0	%100
88	MP2A	Z	2.429	2.429	0	%100
89	MP5C	X	-1.266	-1.266	0	%100
90	MP5C	Z	2.192	2.192	0	%100
91	MP4C	X	-1.266	-1.266	0	%100
92	MP4C	Z	2.192	2.192	0	%100
93	MP3C	X	-1.266	-1.266	0	%100
94	MP3C	Z	2.192	2.192	0	%100
95	MP1C	X	-1.266	-1.266	0	%100
96	MP1C	Z	2.192	2.192	0	%100
97	MP2C	X	-1.403	-1.403	0	%100
98	MP2C	Z	2.429	2.429	0	%100
99	MP5B	X	-1.266	-1.266	0	%100
100	MP5B	Z	2.192	2.192	0	%100
101	MP4B	X	-1.266	-1.266	0	%100
102	MP4B	Z	2.192	2.192	0	%100
103	MP3B	X	-1.266	-1.266	0	%100
104	MP3B	Z	2.192	2.192	0	%100
105	MP1B	X	-1.266	-1.266	0	%100
106	MP1B	Z	2.192	2.192	0	%100
107	MP2B	X	-1.403	-1.403	0	%100
108	MP2B	Z	2.429	2.429	0	%100
109	OVP	X	-1.166	-1.166	0	%100
110	OVP	Z	2.02	2.02	0	%100
111	M108	X	-1.052	-1.052	0	%100
112	M108	Z	1.822	1.822	0	%100
113	M109	X	-1.052	-1.052	0	%100
114	M109	Z	1.822	1.822	0	%100
115	M110	X	0	0	0	%100
116	M110	Z	0	0	0	%100
117	M132	X	-0.986	-0.986	0	%100
118	M132	Z	1.708	1.708	0	%100
119	M133	X	-0.986	-0.986	0	%100
120	M133	Z	1.708	1.708	0	%100
121	M134	X	0	0	0	%100
122	M134	Z	0	0	0	%100

**Member Distributed Loads (BLC 61 : Structure Wi (240 Deg))**

	Member Label	Direction	Start Magnitude[lb/ft,F,ksf]	End Magnitude[lb/ft,F,ksf]	Start Location[in..	End Location[in...
1	M1	X	-0.681	-0.681	0	%100
2	M1	Z	0.393	0.393	0	%100
3	M4	X	-2.048	-2.048	0	%100
4	M4	Z	1.182	1.182	0	%100
5	M10	X	-0.562	-0.562	0	%100
6	M10	Z	0.325	0.325	0	%100
7	M43	X	-0.562	-0.562	0	%100
8	M43	Z	0.325	0.325	0	%100
9	M46	X	-0.881	-0.881	0	%100



Company :  
 Designer :  
 Job Number :  
 Model Name :

June 23, 2021  
 12:32 PM  
 Checked By: \_\_\_\_\_

**Member Distributed Loads (BLC 61 : Structure Wi (240 Deg)) (Continued)**

Member Label	Direction	Start Magnitude[lb/ft,F,ksf]	End Magnitude[lb/ft,F,ksf]	Start Location[in..	End Location[in...
10	M46	Z	.509	.509	0 %100
11	M51B	X	-2.59	-2.59	0 %100
12	M51B	Z	1.495	1.495	0 %100
13	M52B	X	-.648	-.648	0 %100
14	M52B	Z	.374	.374	0 %100
15	M76	X	-2.599	-2.599	0 %100
16	M76	Z	1.501	1.501	0 %100
17	M77	X	-3.518	-3.518	0 %100
18	M77	Z	2.031	2.031	0 %100
19	M80	X	-3.673	-3.673	0 %100
20	M80	Z	2.12	2.12	0 %100
21	M84	X	-2.599	-2.599	0 %100
22	M84	Z	1.501	1.501	0 %100
23	M85	X	-.88	-.88	0 %100
24	M85	Z	.508	.508	0 %100
25	M91	X	-.918	-.918	0 %100
26	M91	Z	.53	.53	0 %100
27	M53	X	-2.249	-2.249	0 %100
28	M53	Z	1.298	1.298	0 %100
29	M54	X	-2.249	-2.249	0 %100
30	M54	Z	1.298	1.298	0 %100
31	M55	X	-3.525	-3.525	0 %100
32	M55	Z	2.035	2.035	0 %100
33	M58A	X	-.648	-.648	0 %100
34	M58A	Z	.374	.374	0 %100
35	M59A	X	-.648	-.648	0 %100
36	M59A	Z	.374	.374	0 %100
37	M63	X	0	0	0 %100
38	M63	Z	0	0	0 %100
39	M64	X	-.88	-.88	0 %100
40	M64	Z	.508	.508	0 %100
41	M66	X	-.918	-.918	0 %100
42	M66	Z	.53	.53	0 %100
43	M68	X	0	0	0 %100
44	M68	Z	0	0	0 %100
45	M69	X	-.88	-.88	0 %100
46	M69	Z	.508	.508	0 %100
47	M71	X	-.918	-.918	0 %100
48	M71	Z	.53	.53	0 %100
49	M77A	X	-.562	-.562	0 %100
50	M77A	Z	.325	.325	0 %100
51	M78	X	-.562	-.562	0 %100
52	M78	Z	.325	.325	0 %100
53	M79A	X	-.881	-.881	0 %100
54	M79A	Z	.509	.509	0 %100
55	M82	X	-.648	-.648	0 %100
56	M82	Z	.374	.374	0 %100
57	M83A	X	-2.59	-2.59	0 %100
58	M83A	Z	1.495	1.495	0 %100
59	M87	X	-2.599	-2.599	0 %100
60	M87	Z	1.501	1.501	0 %100
61	M88A	X	-.88	-.88	0 %100
62	M88A	Z	.508	.508	0 %100
63	M90	X	-.918	-.918	0 %100
64	M90	Z	.53	.53	0 %100
65	M92A	X	-2.599	-2.599	0 %100
66	M92A	Z	1.501	1.501	0 %100



Company :  
 Designer :  
 Job Number :  
 Model Name :

June 23, 2021  
 12:32 PM  
 Checked By: \_\_\_\_\_

**Member Distributed Loads (BLC 61 : Structure Wi (240 Deg)) (Continued)**

Member Label	Direction	Start Magnitude[lb/ft,F,ksf]	End Magnitude[lb/ft,F,ksf]	Start Location[in..	End Location[in...
67	M93	X	-3.518	-3.518	0 %100
68	M93	Z	2.031	2.031	0 %100
69	M95	X	-3.673	-3.673	0 %100
70	M95	Z	2.12	2.12	0 %100
71	M82A	X	-2.726	-2.726	0 %100
72	M82A	Z	1.574	1.574	0 %100
73	M91B	X	-.681	-.681	0 %100
74	M91B	Z	.393	.393	0 %100
75	M98A	X	0	0	0 %100
76	M98A	Z	0	0	0 %100
77	M99A	X	-2.048	-2.048	0 %100
78	M99A	Z	1.182	1.182	0 %100
79	MP5A	X	-2.192	-2.192	0 %100
80	MP5A	Z	1.266	1.266	0 %100
81	MP4A	X	-2.192	-2.192	0 %100
82	MP4A	Z	1.266	1.266	0 %100
83	MP3A	X	-2.192	-2.192	0 %100
84	MP3A	Z	1.266	1.266	0 %100
85	MP1A	X	-2.192	-2.192	0 %100
86	MP1A	Z	1.266	1.266	0 %100
87	MP2A	X	-2.429	-2.429	0 %100
88	MP2A	Z	1.403	1.403	0 %100
89	MP5C	X	-2.192	-2.192	0 %100
90	MP5C	Z	1.266	1.266	0 %100
91	MP4C	X	-2.192	-2.192	0 %100
92	MP4C	Z	1.266	1.266	0 %100
93	MP3C	X	-2.192	-2.192	0 %100
94	MP3C	Z	1.266	1.266	0 %100
95	MP1C	X	-2.192	-2.192	0 %100
96	MP1C	Z	1.266	1.266	0 %100
97	MP2C	X	-2.429	-2.429	0 %100
98	MP2C	Z	1.403	1.403	0 %100
99	MP5B	X	-2.192	-2.192	0 %100
100	MP5B	Z	1.266	1.266	0 %100
101	MP4B	X	-2.192	-2.192	0 %100
102	MP4B	Z	1.266	1.266	0 %100
103	MP3B	X	-2.192	-2.192	0 %100
104	MP3B	Z	1.266	1.266	0 %100
105	MP1B	X	-2.192	-2.192	0 %100
106	MP1B	Z	1.266	1.266	0 %100
107	MP2B	X	-2.429	-2.429	0 %100
108	MP2B	Z	1.403	1.403	0 %100
109	OVP	X	-2.02	-2.02	0 %100
110	OVP	Z	1.166	1.166	0 %100
111	M108	X	-.607	-.607	0 %100
112	M108	Z	.351	.351	0 %100
113	M109	X	-2.429	-2.429	0 %100
114	M109	Z	1.403	1.403	0 %100
115	M110	X	-.607	-.607	0 %100
116	M110	Z	.351	.351	0 %100
117	M132	X	-2.277	-2.277	0 %100
118	M132	Z	1.315	1.315	0 %100
119	M133	X	-.569	-.569	0 %100
120	M133	Z	.329	.329	0 %100
121	M134	X	-.569	-.569	0 %100
122	M134	Z	.329	.329	0 %100

**Member Distributed Loads (BLC 62 : Structure Wi (270 Deg))**

	Member Label	Direction	Start Magnitude[lb/ft,F,ksf]	End Magnitude[lb/ft,F,ksf]	Start Location[in..	End Location[in...
1	M1	X	0	0	0	%100
2	M1	Z	0	0	0	%100
3	M4	X	-3.153	-3.153	0	%100
4	M4	Z	0	0	0	%100
5	M10	X	0	0	0	%100
6	M10	Z	0	0	0	%100
7	M43	X	0	0	0	%100
8	M43	Z	0	0	0	%100
9	M46	X	0	0	0	%100
10	M46	Z	0	0	0	%100
11	M51B	X	-2.243	-2.243	0	%100
12	M51B	Z	0	0	0	%100
13	M52B	X	-2.243	-2.243	0	%100
14	M52B	Z	0	0	0	%100
15	M76	X	-4.002	-4.002	0	%100
16	M76	Z	0	0	0	%100
17	M77	X	-3.047	-3.047	0	%100
18	M77	Z	0	0	0	%100
19	M80	X	-3.181	-3.181	0	%100
20	M80	Z	0	0	0	%100
21	M84	X	-4.002	-4.002	0	%100
22	M84	Z	0	0	0	%100
23	M85	X	-3.047	-3.047	0	%100
24	M85	Z	0	0	0	%100
25	M91	X	-3.181	-3.181	0	%100
26	M91	Z	0	0	0	%100
27	M53	X	-1.947	-1.947	0	%100
28	M53	Z	0	0	0	%100
29	M54	X	-1.947	-1.947	0	%100
30	M54	Z	0	0	0	%100
31	M55	X	-3.053	-3.053	0	%100
32	M55	Z	0	0	0	%100
33	M58A	X	-2.243	-2.243	0	%100
34	M58A	Z	0	0	0	%100
35	M59A	X	0	0	0	%100
36	M59A	Z	0	0	0	%100
37	M63	X	-1	-1	0	%100
38	M63	Z	0	0	0	%100
39	M64	X	-3.047	-3.047	0	%100
40	M64	Z	0	0	0	%100
41	M66	X	-3.181	-3.181	0	%100
42	M66	Z	0	0	0	%100
43	M68	X	-1	-1	0	%100
44	M68	Z	0	0	0	%100
45	M69	X	0	0	0	%100
46	M69	Z	0	0	0	%100
47	M71	X	0	0	0	%100
48	M71	Z	0	0	0	%100
49	M77A	X	-1.947	-1.947	0	%100
50	M77A	Z	0	0	0	%100
51	M78	X	-1.947	-1.947	0	%100
52	M78	Z	0	0	0	%100
53	M79A	X	-3.053	-3.053	0	%100
54	M79A	Z	0	0	0	%100
55	M82	X	0	0	0	%100
56	M82	Z	0	0	0	%100
57	M83A	X	-2.243	-2.243	0	%100

**Member Distributed Loads (BLC 62 : Structure Wi (270 Deg)) (Continued)**

Member Label	Direction	Start Magnitude[lb/ft,F,ksf]	End Magnitude[lb/ft,F,ksf]	Start Location[in..	End Location[in...
58	M83A	Z	0	0	%100
59	M87	X	-1	-1	%100
60	M87	Z	0	0	%100
61	M88A	X	0	0	%100
62	M88A	Z	0	0	%100
63	M90	X	0	0	%100
64	M90	Z	0	0	%100
65	M92A	X	-1	-1	%100
66	M92A	Z	0	0	%100
67	M93	X	-3.047	-3.047	%100
68	M93	Z	0	0	%100
69	M95	X	-3.181	-3.181	%100
70	M95	Z	0	0	%100
71	M82A	X	-2.36	-2.36	%100
72	M82A	Z	0	0	%100
73	M91B	X	-2.36	-2.36	%100
74	M91B	Z	0	0	%100
75	M98A	X	-788	-788	%100
76	M98A	Z	0	0	%100
77	M99A	X	-788	-788	%100
78	M99A	Z	0	0	%100
79	MP5A	X	-2.531	-2.531	%100
80	MP5A	Z	0	0	%100
81	MP4A	X	-2.531	-2.531	%100
82	MP4A	Z	0	0	%100
83	MP3A	X	-2.531	-2.531	%100
84	MP3A	Z	0	0	%100
85	MP1A	X	-2.531	-2.531	%100
86	MP1A	Z	0	0	%100
87	MP2A	X	-2.805	-2.805	%100
88	MP2A	Z	0	0	%100
89	MP5C	X	-2.531	-2.531	%100
90	MP5C	Z	0	0	%100
91	MP4C	X	-2.531	-2.531	%100
92	MP4C	Z	0	0	%100
93	MP3C	X	-2.531	-2.531	%100
94	MP3C	Z	0	0	%100
95	MP1C	X	-2.531	-2.531	%100
96	MP1C	Z	0	0	%100
97	MP2C	X	-2.805	-2.805	%100
98	MP2C	Z	0	0	%100
99	MP5B	X	-2.531	-2.531	%100
100	MP5B	Z	0	0	%100
101	MP4B	X	-2.531	-2.531	%100
102	MP4B	Z	0	0	%100
103	MP3B	X	-2.531	-2.531	%100
104	MP3B	Z	0	0	%100
105	MP1B	X	-2.531	-2.531	%100
106	MP1B	Z	0	0	%100
107	MP2B	X	-2.805	-2.805	%100
108	MP2B	Z	0	0	%100
109	OVP	X	-2.332	-2.332	%100
110	OVP	Z	0	0	%100
111	M108	X	0	0	%100
112	M108	Z	0	0	%100
113	M109	X	-2.104	-2.104	%100
114	M109	Z	0	0	%100

**Member Distributed Loads (BLC 62 : Structure Wi (270 Deg)) (Continued)**

	Member Label	Direction	Start Magnitude[lb/ft,F,ksf]	End Magnitude[lb/ft,F,ksf]	Start Location[in..	End Location[in...
115	M110	X	-2.104	-2.104	0	%100
116	M110	Z	0	0	0	%100
117	M132	X	-1.972	-1.972	0	%100
118	M132	Z	0	0	0	%100
119	M133	X	0	0	0	%100
120	M133	Z	0	0	0	%100
121	M134	X	-1.972	-1.972	0	%100
122	M134	Z	0	0	0	%100

**Member Distributed Loads (BLC 63 : Structure Wi (300 Deg))**

	Member Label	Direction	Start Magnitude[lb/ft,F,ksf]	End Magnitude[lb/ft,F,ksf]	Start Location[in..	End Location[in...
1	M1	X	-681	-681	0	%100
2	M1	Z	-393	-393	0	%100
3	M4	X	-2.048	-2.048	0	%100
4	M4	Z	-1.182	-1.182	0	%100
5	M10	X	-562	-562	0	%100
6	M10	Z	-325	-325	0	%100
7	M43	X	-562	-562	0	%100
8	M43	Z	-325	-325	0	%100
9	M46	X	-881	-881	0	%100
10	M46	Z	-509	-509	0	%100
11	M51B	X	-648	-648	0	%100
12	M51B	Z	-374	-374	0	%100
13	M52B	X	-2.59	-2.59	0	%100
14	M52B	Z	-1.495	-1.495	0	%100
15	M76	X	-2.599	-2.599	0	%100
16	M76	Z	-1.501	-1.501	0	%100
17	M77	X	-.88	-.88	0	%100
18	M77	Z	-.508	-.508	0	%100
19	M80	X	-.918	-.918	0	%100
20	M80	Z	-.53	-.53	0	%100
21	M84	X	-2.599	-2.599	0	%100
22	M84	Z	-1.501	-1.501	0	%100
23	M85	X	-3.518	-3.518	0	%100
24	M85	Z	-2.031	-2.031	0	%100
25	M91	X	-3.673	-3.673	0	%100
26	M91	Z	-2.12	-2.12	0	%100
27	M53	X	-.562	-.562	0	%100
28	M53	Z	-.325	-.325	0	%100
29	M54	X	-.562	-.562	0	%100
30	M54	Z	-.325	-.325	0	%100
31	M55	X	-.881	-.881	0	%100
32	M55	Z	-.509	-.509	0	%100
33	M58A	X	-2.59	-2.59	0	%100
34	M58A	Z	-1.495	-1.495	0	%100
35	M59A	X	-.648	-.648	0	%100
36	M59A	Z	-.374	-.374	0	%100
37	M63	X	-2.599	-2.599	0	%100
38	M63	Z	-1.501	-1.501	0	%100
39	M64	X	-3.518	-3.518	0	%100
40	M64	Z	-2.031	-2.031	0	%100
41	M66	X	-3.673	-3.673	0	%100
42	M66	Z	-2.12	-2.12	0	%100
43	M68	X	-2.599	-2.599	0	%100
44	M68	Z	-1.501	-1.501	0	%100
45	M69	X	-.88	-.88	0	%100

**Member Distributed Loads (BLC 63 : Structure Wi (300 Deg)) (Continued)**

Member Label	Direction	Start Magnitude[lb/ft,F,ksf]	End Magnitude[lb/ft,F,ksf]	Start Location[in..	End Location[in...
46	M69	Z	-508	-508	0 %100
47	M71	X	-918	-918	0 %100
48	M71	Z	-53	-53	0 %100
49	M77A	X	-2.249	-2.249	0 %100
50	M77A	Z	-1.298	-1.298	0 %100
51	M78	X	-2.249	-2.249	0 %100
52	M78	Z	-1.298	-1.298	0 %100
53	M79A	X	-3.525	-3.525	0 %100
54	M79A	Z	-2.035	-2.035	0 %100
55	M82	X	-648	-648	0 %100
56	M82	Z	-374	-374	0 %100
57	M83A	X	-648	-648	0 %100
58	M83A	Z	-374	-374	0 %100
59	M87	X	0	0	0 %100
60	M87	Z	0	0	0 %100
61	M88A	X	-88	-88	0 %100
62	M88A	Z	-508	-508	0 %100
63	M90	X	-918	-918	0 %100
64	M90	Z	-53	-53	0 %100
65	M92A	X	0	0	0 %100
66	M92A	Z	0	0	0 %100
67	M93	X	-88	-88	0 %100
68	M93	Z	-508	-508	0 %100
69	M95	X	-918	-918	0 %100
70	M95	Z	-53	-53	0 %100
71	M82A	X	-681	-681	0 %100
72	M82A	Z	-393	-393	0 %100
73	M91B	X	-2.726	-2.726	0 %100
74	M91B	Z	-1.574	-1.574	0 %100
75	M98A	X	-2.048	-2.048	0 %100
76	M98A	Z	-1.182	-1.182	0 %100
77	M99A	X	0	0	0 %100
78	M99A	Z	0	0	0 %100
79	MP5A	X	-2.192	-2.192	0 %100
80	MP5A	Z	-1.266	-1.266	0 %100
81	MP4A	X	-2.192	-2.192	0 %100
82	MP4A	Z	-1.266	-1.266	0 %100
83	MP3A	X	-2.192	-2.192	0 %100
84	MP3A	Z	-1.266	-1.266	0 %100
85	MP1A	X	-2.192	-2.192	0 %100
86	MP1A	Z	-1.266	-1.266	0 %100
87	MP2A	X	-2.429	-2.429	0 %100
88	MP2A	Z	-1.403	-1.403	0 %100
89	MP5C	X	-2.192	-2.192	0 %100
90	MP5C	Z	-1.266	-1.266	0 %100
91	MP4C	X	-2.192	-2.192	0 %100
92	MP4C	Z	-1.266	-1.266	0 %100
93	MP3C	X	-2.192	-2.192	0 %100
94	MP3C	Z	-1.266	-1.266	0 %100
95	MP1C	X	-2.192	-2.192	0 %100
96	MP1C	Z	-1.266	-1.266	0 %100
97	MP2C	X	-2.429	-2.429	0 %100
98	MP2C	Z	-1.403	-1.403	0 %100
99	MP5B	X	-2.192	-2.192	0 %100
100	MP5B	Z	-1.266	-1.266	0 %100
101	MP4B	X	-2.192	-2.192	0 %100
102	MP4B	Z	-1.266	-1.266	0 %100



**Member Distributed Loads (BLC 63 : Structure Wi (300 Deg)) (Continued)**

	Member Label	Direction	Start Magnitude[lb/ft,F,ksf]	End Magnitude[lb/ft,F,ksf]	Start Location[in..	End Location[in...
103	MP3B	X	-2.192	-2.192	0	%100
104	MP3B	Z	-1.266	-1.266	0	%100
105	MP1B	X	-2.192	-2.192	0	%100
106	MP1B	Z	-1.266	-1.266	0	%100
107	MP2B	X	-2.429	-2.429	0	%100
108	MP2B	Z	-1.403	-1.403	0	%100
109	OVP	X	-2.02	-2.02	0	%100
110	OVP	Z	-1.166	-1.166	0	%100
111	M108	X	-.607	-.607	0	%100
112	M108	Z	-.351	-.351	0	%100
113	M109	X	-.607	-.607	0	%100
114	M109	Z	-.351	-.351	0	%100
115	M110	X	-2.429	-2.429	0	%100
116	M110	Z	-1.403	-1.403	0	%100
117	M132	X	-.569	-.569	0	%100
118	M132	Z	-.329	-.329	0	%100
119	M133	X	-.569	-.569	0	%100
120	M133	Z	-.329	-.329	0	%100
121	M134	X	-2.277	-2.277	0	%100
122	M134	Z	-1.315	-1.315	0	%100

**Member Distributed Loads (BLC 64 : Structure Wi (330 Deg))**

	Member Label	Direction	Start Magnitude[lb/ft,F,ksf]	End Magnitude[lb/ft,F,ksf]	Start Location[in..	End Location[in...
1	M1	X	-1.18	-1.18	0	%100
2	M1	Z	-2.044	-2.044	0	%100
3	M4	X	-.394	-.394	0	%100
4	M4	Z	-.683	-.683	0	%100
5	M10	X	-.974	-.974	0	%100
6	M10	Z	-1.686	-1.686	0	%100
7	M43	X	-.974	-.974	0	%100
8	M43	Z	-1.686	-1.686	0	%100
9	M46	X	-1.526	-1.526	0	%100
10	M46	Z	-2.644	-2.644	0	%100
11	M51B	X	0	0	0	%100
12	M51B	Z	0	0	0	%100
13	M52B	X	-1.122	-1.122	0	%100
14	M52B	Z	-1.943	-1.943	0	%100
15	M76	X	-.5	-.5	0	%100
16	M76	Z	-.866	-.866	0	%100
17	M77	X	0	0	0	%100
18	M77	Z	0	0	0	%100
19	M80	X	0	0	0	%100
20	M80	Z	0	0	0	%100
21	M84	X	-.5	-.5	0	%100
22	M84	Z	-.866	-.866	0	%100
23	M85	X	-1.524	-1.524	0	%100
24	M85	Z	-2.639	-2.639	0	%100
25	M91	X	-1.59	-1.59	0	%100
26	M91	Z	-2.755	-2.755	0	%100
27	M53	X	0	0	0	%100
28	M53	Z	0	0	0	%100
29	M54	X	0	0	0	%100
30	M54	Z	0	0	0	%100
31	M55	X	0	0	0	%100
32	M55	Z	0	0	0	%100
33	M58A	X	-1.122	-1.122	0	%100



Company :  
 Designer :  
 Job Number :  
 Model Name :

June 23, 2021  
 12:32 PM  
 Checked By: \_\_\_\_\_

**Member Distributed Loads (BLC 64 : Structure Wi (330 Deg)) (Continued)**

Member Label	Direction	Start Magnitude[lb/ft,F,ksf]	End Magnitude[lb/ft,F,ksf]	Start Location[in..	End Location[in...
34	M58A	Z	-1.943	-1.943	0 %100
35	M59A	X	-1.122	-1.122	0 %100
36	M59A	Z	-1.943	-1.943	0 %100
37	M63	X	-2.001	-2.001	0 %100
38	M63	Z	-3.466	-3.466	0 %100
39	M64	X	-1.524	-1.524	0 %100
40	M64	Z	-2.639	-2.639	0 %100
41	M66	X	-1.59	-1.59	0 %100
42	M66	Z	-2.755	-2.755	0 %100
43	M68	X	-2.001	-2.001	0 %100
44	M68	Z	-3.466	-3.466	0 %100
45	M69	X	-1.524	-1.524	0 %100
46	M69	Z	-2.639	-2.639	0 %100
47	M71	X	-1.59	-1.59	0 %100
48	M71	Z	-2.755	-2.755	0 %100
49	M77A	X	-.974	-.974	0 %100
50	M77A	Z	-1.686	-1.686	0 %100
51	M78	X	-.974	-.974	0 %100
52	M78	Z	-1.686	-1.686	0 %100
53	M79A	X	-1.526	-1.526	0 %100
54	M79A	Z	-2.644	-2.644	0 %100
55	M82	X	-1.122	-1.122	0 %100
56	M82	Z	-1.943	-1.943	0 %100
57	M83A	X	0	0	0 %100
58	M83A	Z	0	0	0 %100
59	M87	X	-.5	-.5	0 %100
60	M87	Z	-.866	-.866	0 %100
61	M88A	X	-1.524	-1.524	0 %100
62	M88A	Z	-2.639	-2.639	0 %100
63	M90	X	-1.59	-1.59	0 %100
64	M90	Z	-2.755	-2.755	0 %100
65	M92A	X	-.5	-.5	0 %100
66	M92A	Z	-.866	-.866	0 %100
67	M93	X	0	0	0 %100
68	M93	Z	0	0	0 %100
69	M95	X	0	0	0 %100
70	M95	Z	0	0	0 %100
71	M82A	X	0	0	0 %100
72	M82A	Z	0	0	0 %100
73	M91B	X	-1.18	-1.18	0 %100
74	M91B	Z	-2.044	-2.044	0 %100
75	M98A	X	-1.576	-1.576	0 %100
76	M98A	Z	-2.73	-2.73	0 %100
77	M99A	X	-.394	-.394	0 %100
78	M99A	Z	-.683	-.683	0 %100
79	MP5A	X	-1.266	-1.266	0 %100
80	MP5A	Z	-2.192	-2.192	0 %100
81	MP4A	X	-1.266	-1.266	0 %100
82	MP4A	Z	-2.192	-2.192	0 %100
83	MP3A	X	-1.266	-1.266	0 %100
84	MP3A	Z	-2.192	-2.192	0 %100
85	MP1A	X	-1.266	-1.266	0 %100
86	MP1A	Z	-2.192	-2.192	0 %100
87	MP2A	X	-1.403	-1.403	0 %100
88	MP2A	Z	-2.429	-2.429	0 %100
89	MP5C	X	-1.266	-1.266	0 %100
90	MP5C	Z	-2.192	-2.192	0 %100

**Member Distributed Loads (BLC 64 : Structure Wi (330 Deg)) (Continued)**

	Member Label	Direction	Start Magnitude[lb/ft,F,ksf]	End Magnitude[lb/ft,F,ksf]	Start Location[in..	End Location[in...
91	MP4C	X	-1.266	-1.266	0	%100
92	MP4C	Z	-2.192	-2.192	0	%100
93	MP3C	X	-1.266	-1.266	0	%100
94	MP3C	Z	-2.192	-2.192	0	%100
95	MP1C	X	-1.266	-1.266	0	%100
96	MP1C	Z	-2.192	-2.192	0	%100
97	MP2C	X	-1.403	-1.403	0	%100
98	MP2C	Z	-2.429	-2.429	0	%100
99	MP5B	X	-1.266	-1.266	0	%100
100	MP5B	Z	-2.192	-2.192	0	%100
101	MP4B	X	-1.266	-1.266	0	%100
102	MP4B	Z	-2.192	-2.192	0	%100
103	MP3B	X	-1.266	-1.266	0	%100
104	MP3B	Z	-2.192	-2.192	0	%100
105	MP1B	X	-1.266	-1.266	0	%100
106	MP1B	Z	-2.192	-2.192	0	%100
107	MP2B	X	-1.403	-1.403	0	%100
108	MP2B	Z	-2.429	-2.429	0	%100
109	OVP	X	-1.166	-1.166	0	%100
110	OVP	Z	-2.02	-2.02	0	%100
111	M108	X	-1.052	-1.052	0	%100
112	M108	Z	-1.822	-1.822	0	%100
113	M109	X	0	0	0	%100
114	M109	Z	0	0	0	%100
115	M110	X	-1.052	-1.052	0	%100
116	M110	Z	-1.822	-1.822	0	%100
117	M132	X	0	0	0	%100
118	M132	Z	0	0	0	%100
119	M133	X	-0.986	-0.986	0	%100
120	M133	Z	-1.708	-1.708	0	%100
121	M134	X	-0.986	-0.986	0	%100
122	M134	Z	-1.708	-1.708	0	%100

**Member Distributed Loads (BLC 65 : Structure Wm (0 Deg))**

	Member Label	Direction	Start Magnitude[lb/ft,F,ksf]	End Magnitude[lb/ft,F,ksf]	Start Location[in..	End Location[in...
1	M1	X	0	0	0	%100
2	M1	Z	-.69	-.69	0	%100
3	M4	X	0	0	0	%100
4	M4	Z	0	0	0	%100
5	M10	X	0	0	0	%100
6	M10	Z	-.593	-.593	0	%100
7	M43	X	0	0	0	%100
8	M43	Z	-.593	-.593	0	%100
9	M46	X	0	0	0	%100
10	M46	Z	-1.182	-1.182	0	%100
11	M51B	X	0	0	0	%100
12	M51B	Z	-.164	-.164	0	%100
13	M52B	X	0	0	0	%100
14	M52B	Z	-.164	-.164	0	%100
15	M76	X	0	0	0	%100
16	M76	Z	0	0	0	%100
17	M77	X	0	0	0	%100
18	M77	Z	-.301	-.301	0	%100
19	M80	X	0	0	0	%100
20	M80	Z	-.317	-.317	0	%100
21	M84	X	0	0	0	%100

**Member Distributed Loads (BLC 65 : Structure Wm (0 Deg)) (Continued)**

Member Label	Direction	Start Magnitude[lb/ft,F,ksf]	End Magnitude[lb/ft,F,ksf]	Start Location[in..	End Location[in..
22	M84	Z	0	0	%100
23	M85	X	0	0	%100
24	M85	Z	-.301	-.301	0
25	M91	X	0	0	%100
26	M91	Z	-.317	-.317	0
27	M53	X	0	0	%100
28	M53	Z	-.148	-.148	0
29	M54	X	0	0	%100
30	M54	Z	-.148	-.148	0
31	M55	X	0	0	%100
32	M55	Z	-.296	-.296	0
33	M58A	X	0	0	%100
34	M58A	Z	-.164	-.164	0
35	M59A	X	0	0	%100
36	M59A	Z	-.656	-.656	0
37	M63	X	0	0	%100
38	M63	Z	-.887	-.887	0
39	M64	X	0	0	%100
40	M64	Z	-.301	-.301	0
41	M66	X	0	0	%100
42	M66	Z	-.317	-.317	0
43	M68	X	0	0	%100
44	M68	Z	-.887	-.887	0
45	M69	X	0	0	%100
46	M69	Z	-1.204	-1.204	0
47	M71	X	0	0	%100
48	M71	Z	-1.268	-1.268	0
49	M77A	X	0	0	%100
50	M77A	Z	-.148	-.148	0
51	M78	X	0	0	%100
52	M78	Z	-.148	-.148	0
53	M79A	X	0	0	%100
54	M79A	Z	-.296	-.296	0
55	M82	X	0	0	%100
56	M82	Z	-.656	-.656	0
57	M83A	X	0	0	%100
58	M83A	Z	-.164	-.164	0
59	M87	X	0	0	%100
60	M87	Z	-.887	-.887	0
61	M88A	X	0	0	%100
62	M88A	Z	-1.204	-1.204	0
63	M90	X	0	0	%100
64	M90	Z	-1.268	-1.268	0
65	M92A	X	0	0	%100
66	M92A	Z	-.887	-.887	0
67	M93	X	0	0	%100
68	M93	Z	-.301	-.301	0
69	M95	X	0	0	%100
70	M95	Z	-.317	-.317	0
71	M82A	X	0	0	%100
72	M82A	Z	-.172	-.172	0
73	M91B	X	0	0	%100
74	M91B	Z	-.172	-.172	0
75	M98A	X	0	0	%100
76	M98A	Z	-.519	-.519	0
77	M99A	X	0	0	%100
78	M99A	Z	-.519	-.519	0

**Member Distributed Loads (BLC 65 : Structure Wm (0 Deg)) (Continued)**

	Member Label	Direction	Start Magnitude[lb/ft,F,ksf]	End Magnitude[lb/ft,F,ksf]	Start Location[in..	End Location[in...
79	MP5A	X	0	0	0	%100
80	MP5A	Z	-.468	-.468	0	%100
81	MP4A	X	0	0	0	%100
82	MP4A	Z	-.468	-.468	0	%100
83	MP3A	X	0	0	0	%100
84	MP3A	Z	-.468	-.468	0	%100
85	MP1A	X	0	0	0	%100
86	MP1A	Z	-.468	-.468	0	%100
87	MP2A	X	0	0	0	%100
88	MP2A	Z	-.566	-.566	0	%100
89	MP5C	X	0	0	0	%100
90	MP5C	Z	-.468	-.468	0	%100
91	MP4C	X	0	0	0	%100
92	MP4C	Z	-.468	-.468	0	%100
93	MP3C	X	0	0	0	%100
94	MP3C	Z	-.468	-.468	0	%100
95	MP1C	X	0	0	0	%100
96	MP1C	Z	-.468	-.468	0	%100
97	MP2C	X	0	0	0	%100
98	MP2C	Z	-.566	-.566	0	%100
99	MP5B	X	0	0	0	%100
100	MP5B	Z	-.468	-.468	0	%100
101	MP4B	X	0	0	0	%100
102	MP4B	Z	-.468	-.468	0	%100
103	MP3B	X	0	0	0	%100
104	MP3B	Z	-.468	-.468	0	%100
105	MP1B	X	0	0	0	%100
106	MP1B	Z	-.468	-.468	0	%100
107	MP2B	X	0	0	0	%100
108	MP2B	Z	-.566	-.566	0	%100
109	OVP	X	0	0	0	%100
110	OVP	Z	-.426	-.426	0	%100
111	M108	X	0	0	0	%100
112	M108	Z	-.566	-.566	0	%100
113	M109	X	0	0	0	%100
114	M109	Z	-.142	-.142	0	%100
115	M110	X	0	0	0	%100
116	M110	Z	-.142	-.142	0	%100
117	M132	X	0	0	0	%100
118	M132	Z	-.163	-.163	0	%100
119	M133	X	0	0	0	%100
120	M133	Z	-.651	-.651	0	%100
121	M134	X	0	0	0	%100
122	M134	Z	-.163	-.163	0	%100

**Member Distributed Loads (BLC 66 : Structure Wm (30 Deg))**

	Member Label	Direction	Start Magnitude[lb/ft,F,ksf]	End Magnitude[lb/ft,F,ksf]	Start Location[in..	End Location[in...
1	M1	X	.259	.259	0	%100
2	M1	Z	-.448	-.448	0	%100
3	M4	X	.086	.086	0	%100
4	M4	Z	-.15	-.15	0	%100
5	M10	X	.222	.222	0	%100
6	M10	Z	-.385	-.385	0	%100
7	M43	X	.222	.222	0	%100
8	M43	Z	-.385	-.385	0	%100
9	M46	X	.443	.443	0	%100



Company :  
 Designer :  
 Job Number :  
 Model Name :

June 23, 2021  
 12:32 PM  
 Checked By: \_\_\_\_\_

**Member Distributed Loads (BLC 66 : Structure Wm (30 Deg)) (Continued)**

Member Label	Direction	Start Magnitude[lb/ft,F,ksf]	End Magnitude[lb/ft,F,ksf]	Start Location[in..	End Location[in..
10	M46	Z	-.768	-.768	0 %100
11	M51B	X	.246	.246	0 %100
12	M51B	Z	-.426	-.426	0 %100
13	M52B	X	0	0	0 %100
14	M52B	Z	0	0	0 %100
15	M76	X	.148	.148	0 %100
16	M76	Z	-.256	-.256	0 %100
17	M77	X	.451	.451	0 %100
18	M77	Z	-.782	-.782	0 %100
19	M80	X	.476	.476	0 %100
20	M80	Z	-.824	-.824	0 %100
21	M84	X	.148	.148	0 %100
22	M84	Z	-.256	-.256	0 %100
23	M85	X	0	0	0 %100
24	M85	Z	0	0	0 %100
25	M91	X	0	0	0 %100
26	M91	Z	0	0	0 %100
27	M53	X	.222	.222	0 %100
28	M53	Z	-.385	-.385	0 %100
29	M54	X	.222	.222	0 %100
30	M54	Z	-.385	-.385	0 %100
31	M55	X	.443	.443	0 %100
32	M55	Z	-.768	-.768	0 %100
33	M58A	X	0	0	0 %100
34	M58A	Z	0	0	0 %100
35	M59A	X	.246	.246	0 %100
36	M59A	Z	-.426	-.426	0 %100
37	M63	X	.148	.148	0 %100
38	M63	Z	-.256	-.256	0 %100
39	M64	X	0	0	0 %100
40	M64	Z	0	0	0 %100
41	M66	X	0	0	0 %100
42	M66	Z	0	0	0 %100
43	M68	X	.148	.148	0 %100
44	M68	Z	-.256	-.256	0 %100
45	M69	X	.451	.451	0 %100
46	M69	Z	-.782	-.782	0 %100
47	M71	X	.476	.476	0 %100
48	M71	Z	-.824	-.824	0 %100
49	M77A	X	0	0	0 %100
50	M77A	Z	0	0	0 %100
51	M78	X	0	0	0 %100
52	M78	Z	0	0	0 %100
53	M79A	X	0	0	0 %100
54	M79A	Z	0	0	0 %100
55	M82	X	.246	.246	0 %100
56	M82	Z	-.426	-.426	0 %100
57	M83A	X	.246	.246	0 %100
58	M83A	Z	-.426	-.426	0 %100
59	M87	X	.591	.591	0 %100
60	M87	Z	-1.024	-1.024	0 %100
61	M88A	X	.451	.451	0 %100
62	M88A	Z	-.782	-.782	0 %100
63	M90	X	.476	.476	0 %100
64	M90	Z	-.824	-.824	0 %100
65	M92A	X	.591	.591	0 %100
66	M92A	Z	-1.024	-1.024	0 %100



Company :  
 Designer :  
 Job Number :  
 Model Name :

June 23, 2021  
 12:32 PM  
 Checked By: \_\_\_\_\_

**Member Distributed Loads (BLC 66 : Structure Wm (30 Deg)) (Continued)**

Member Label	Direction	Start Magnitude[lb/ft,F,ksf]	End Magnitude[lb/ft,F,ksf]	Start Location[in..	End Location[in...
67	M93	X	.451	.451	0 %100
68	M93	Z	-.782	-.782	0 %100
69	M95	X	.476	.476	0 %100
70	M95	Z	-.824	-.824	0 %100
71	M82A	X	.259	.259	0 %100
72	M82A	Z	-.448	-.448	0 %100
73	M91B	X	0	0	0 %100
74	M91B	Z	0	0	0 %100
75	M98A	X	.086	.086	0 %100
76	M98A	Z	-.15	-.15	0 %100
77	M99A	X	.346	.346	0 %100
78	M99A	Z	-.599	-.599	0 %100
79	MP5A	X	.234	.234	0 %100
80	MP5A	Z	-.405	-.405	0 %100
81	MP4A	X	.234	.234	0 %100
82	MP4A	Z	-.405	-.405	0 %100
83	MP3A	X	.234	.234	0 %100
84	MP3A	Z	-.405	-.405	0 %100
85	MP1A	X	.234	.234	0 %100
86	MP1A	Z	-.405	-.405	0 %100
87	MP2A	X	.283	.283	0 %100
88	MP2A	Z	-.491	-.491	0 %100
89	MP5C	X	.234	.234	0 %100
90	MP5C	Z	-.405	-.405	0 %100
91	MP4C	X	.234	.234	0 %100
92	MP4C	Z	-.405	-.405	0 %100
93	MP3C	X	.234	.234	0 %100
94	MP3C	Z	-.405	-.405	0 %100
95	MP1C	X	.234	.234	0 %100
96	MP1C	Z	-.405	-.405	0 %100
97	MP2C	X	.283	.283	0 %100
98	MP2C	Z	-.491	-.491	0 %100
99	MP5B	X	.234	.234	0 %100
100	MP5B	Z	-.405	-.405	0 %100
101	MP4B	X	.234	.234	0 %100
102	MP4B	Z	-.405	-.405	0 %100
103	MP3B	X	.234	.234	0 %100
104	MP3B	Z	-.405	-.405	0 %100
105	MP1B	X	.234	.234	0 %100
106	MP1B	Z	-.405	-.405	0 %100
107	MP2B	X	.283	.283	0 %100
108	MP2B	Z	-.491	-.491	0 %100
109	OVP	X	.213	.213	0 %100
110	OVP	Z	-.369	-.369	0 %100
111	M108	X	.212	.212	0 %100
112	M108	Z	-.368	-.368	0 %100
113	M109	X	.212	.212	0 %100
114	M109	Z	-.368	-.368	0 %100
115	M110	X	0	0	0 %100
116	M110	Z	0	0	0 %100
117	M132	X	.244	.244	0 %100
118	M132	Z	-.423	-.423	0 %100
119	M133	X	.244	.244	0 %100
120	M133	Z	-.423	-.423	0 %100
121	M134	X	0	0	0 %100
122	M134	Z	0	0	0 %100



Company :  
 Designer :  
 Job Number :  
 Model Name :

June 23, 2021  
 12:32 PM  
 Checked By: \_\_\_\_\_

**Member Distributed Loads (BLC 67 : Structure Wm (60 Deg))**

	Member Label	Direction	Start Magnitude[lb/ft,F,ksf]	End Magnitude[lb/ft,F,ksf]	Start Location[in..	End Location[in...
1	M1	X	.149	.149	0	%100
2	M1	Z	-.086	-.086	0	%100
3	M4	X	.449	.449	0	%100
4	M4	Z	-.259	-.259	0	%100
5	M10	X	.128	.128	0	%100
6	M10	Z	-.074	-.074	0	%100
7	M43	X	.128	.128	0	%100
8	M43	Z	-.074	-.074	0	%100
9	M46	X	.256	.256	0	%100
10	M46	Z	-.148	-.148	0	%100
11	M51B	X	.568	.568	0	%100
12	M51B	Z	-.328	-.328	0	%100
13	M52B	X	.142	.142	0	%100
14	M52B	Z	-.082	-.082	0	%100
15	M76	X	.768	.768	0	%100
16	M76	Z	-.443	-.443	0	%100
17	M77	X	1.043	1.043	0	%100
18	M77	Z	-.602	-.602	0	%100
19	M80	X	1.098	1.098	0	%100
20	M80	Z	-.634	-.634	0	%100
21	M84	X	.768	.768	0	%100
22	M84	Z	-.443	-.443	0	%100
23	M85	X	.261	.261	0	%100
24	M85	Z	-.15	-.15	0	%100
25	M91	X	.275	.275	0	%100
26	M91	Z	-.159	-.159	0	%100
27	M53	X	.513	.513	0	%100
28	M53	Z	-.296	-.296	0	%100
29	M54	X	.513	.513	0	%100
30	M54	Z	-.296	-.296	0	%100
31	M55	X	1.024	1.024	0	%100
32	M55	Z	-.591	-.591	0	%100
33	M58A	X	.142	.142	0	%100
34	M58A	Z	-.082	-.082	0	%100
35	M59A	X	.142	.142	0	%100
36	M59A	Z	-.082	-.082	0	%100
37	M63	X	0	0	0	%100
38	M63	Z	0	0	0	%100
39	M64	X	.261	.261	0	%100
40	M64	Z	-.15	-.15	0	%100
41	M66	X	.275	.275	0	%100
42	M66	Z	-.159	-.159	0	%100
43	M68	X	0	0	0	%100
44	M68	Z	0	0	0	%100
45	M69	X	.261	.261	0	%100
46	M69	Z	-.15	-.15	0	%100
47	M71	X	.275	.275	0	%100
48	M71	Z	-.159	-.159	0	%100
49	M77A	X	.128	.128	0	%100
50	M77A	Z	-.074	-.074	0	%100
51	M78	X	.128	.128	0	%100
52	M78	Z	-.074	-.074	0	%100
53	M79A	X	.256	.256	0	%100
54	M79A	Z	-.148	-.148	0	%100
55	M82	X	.142	.142	0	%100
56	M82	Z	-.082	-.082	0	%100
57	M83A	X	.568	.568	0	%100



**Member Distributed Loads (BLC 67 : Structure Wm (60 Deg)) (Continued)**

Member Label	Direction	Start Magnitude[lb/ft,F,ksf]	End Magnitude[lb/ft,F,ksf]	Start Location[in..	End Location[in..
58	M83A	Z	-.328	0	%100
59	M87	X	.768	0	%100
60	M87	Z	-.443	0	%100
61	M88A	X	.261	0	%100
62	M88A	Z	-.15	0	%100
63	M90	X	.275	0	%100
64	M90	Z	-.159	0	%100
65	M92A	X	.768	0	%100
66	M92A	Z	-.443	0	%100
67	M93	X	1.043	0	%100
68	M93	Z	-.602	0	%100
69	M95	X	1.098	0	%100
70	M95	Z	-.634	0	%100
71	M82A	X	.597	0	%100
72	M82A	Z	-.345	0	%100
73	M91B	X	.149	0	%100
74	M91B	Z	-.086	0	%100
75	M98A	X	0	0	%100
76	M98A	Z	0	0	%100
77	M99A	X	.449	0	%100
78	M99A	Z	-.259	0	%100
79	MP5A	X	.405	0	%100
80	MP5A	Z	-.234	0	%100
81	MP4A	X	.405	0	%100
82	MP4A	Z	-.234	0	%100
83	MP3A	X	.405	0	%100
84	MP3A	Z	-.234	0	%100
85	MP1A	X	.405	0	%100
86	MP1A	Z	-.234	0	%100
87	MP2A	X	.491	0	%100
88	MP2A	Z	-.283	0	%100
89	MP5C	X	.405	0	%100
90	MP5C	Z	-.234	0	%100
91	MP4C	X	.405	0	%100
92	MP4C	Z	-.234	0	%100
93	MP3C	X	.405	0	%100
94	MP3C	Z	-.234	0	%100
95	MP1C	X	.405	0	%100
96	MP1C	Z	-.234	0	%100
97	MP2C	X	.491	0	%100
98	MP2C	Z	-.283	0	%100
99	MP5B	X	.405	0	%100
100	MP5B	Z	-.234	0	%100
101	MP4B	X	.405	0	%100
102	MP4B	Z	-.234	0	%100
103	MP3B	X	.405	0	%100
104	MP3B	Z	-.234	0	%100
105	MP1B	X	.405	0	%100
106	MP1B	Z	-.234	0	%100
107	MP2B	X	.491	0	%100
108	MP2B	Z	-.283	0	%100
109	OVP	X	.369	0	%100
110	OVP	Z	-.213	0	%100
111	M108	X	.123	0	%100
112	M108	Z	-.071	0	%100
113	M109	X	.491	0	%100
114	M109	Z	-.283	0	%100

**Member Distributed Loads (BLC 67 : Structure Wm (60 Deg)) (Continued)**

	Member Label	Direction	Start Magnitude[lb/ft,F,ksf]	End Magnitude[lb/ft,F,ksf]	Start Location[in..	End Location[in...
115	M110	X	.123	.123	0	%100
116	M110	Z	-.071	-.071	0	%100
117	M132	X	.564	.564	0	%100
118	M132	Z	-.326	-.326	0	%100
119	M133	X	.141	.141	0	%100
120	M133	Z	-.081	-.081	0	%100
121	M134	X	.141	.141	0	%100
122	M134	Z	-.081	-.081	0	%100

**Member Distributed Loads (BLC 68 : Structure Wm (90 Deg))**

	Member Label	Direction	Start Magnitude[lb/ft,F,ksf]	End Magnitude[lb/ft,F,ksf]	Start Location[in..	End Location[in...
1	M1	X	0	0	0	%100
2	M1	Z	0	0	0	%100
3	M4	X	.692	.692	0	%100
4	M4	Z	0	0	0	%100
5	M10	X	0	0	0	%100
6	M10	Z	0	0	0	%100
7	M43	X	0	0	0	%100
8	M43	Z	0	0	0	%100
9	M46	X	0	0	0	%100
10	M46	Z	0	0	0	%100
11	M51B	X	.492	.492	0	%100
12	M51B	Z	0	0	0	%100
13	M52B	X	.492	.492	0	%100
14	M52B	Z	0	0	0	%100
15	M76	X	1.182	1.182	0	%100
16	M76	Z	0	0	0	%100
17	M77	X	.903	.903	0	%100
18	M77	Z	0	0	0	%100
19	M80	X	.951	.951	0	%100
20	M80	Z	0	0	0	%100
21	M84	X	1.182	1.182	0	%100
22	M84	Z	0	0	0	%100
23	M85	X	.903	.903	0	%100
24	M85	Z	0	0	0	%100
25	M91	X	.951	.951	0	%100
26	M91	Z	0	0	0	%100
27	M53	X	.444	.444	0	%100
28	M53	Z	0	0	0	%100
29	M54	X	.444	.444	0	%100
30	M54	Z	0	0	0	%100
31	M55	X	.887	.887	0	%100
32	M55	Z	0	0	0	%100
33	M58A	X	.492	.492	0	%100
34	M58A	Z	0	0	0	%100
35	M59A	X	0	0	0	%100
36	M59A	Z	0	0	0	%100
37	M63	X	.296	.296	0	%100
38	M63	Z	0	0	0	%100
39	M64	X	.903	.903	0	%100
40	M64	Z	0	0	0	%100
41	M66	X	.951	.951	0	%100
42	M66	Z	0	0	0	%100
43	M68	X	.296	.296	0	%100
44	M68	Z	0	0	0	%100
45	M69	X	0	0	0	%100

**Member Distributed Loads (BLC 68 : Structure Wm (90 Deg)) (Continued)**

Member Label	Direction	Start Magnitude[lb/ft,F,ksf]	End Magnitude[lb/ft,F,ksf]	Start Location[in..	End Location[in..	
46	M69	Z	0	0	%100	
47	M71	X	0	0	%100	
48	M71	Z	0	0	%100	
49	M77A	X	.444	.444	0	%100
50	M77A	Z	0	0	%100	
51	M78	X	.444	.444	0	%100
52	M78	Z	0	0	%100	
53	M79A	X	.887	.887	0	%100
54	M79A	Z	0	0	%100	
55	M82	X	0	0	%100	
56	M82	Z	0	0	%100	
57	M83A	X	.492	.492	0	%100
58	M83A	Z	0	0	%100	
59	M87	X	.296	.296	0	%100
60	M87	Z	0	0	%100	
61	M88A	X	0	0	%100	
62	M88A	Z	0	0	%100	
63	M90	X	0	0	%100	
64	M90	Z	0	0	%100	
65	M92A	X	.296	.296	0	%100
66	M92A	Z	0	0	%100	
67	M93	X	.903	.903	0	%100
68	M93	Z	0	0	%100	
69	M95	X	.951	.951	0	%100
70	M95	Z	0	0	%100	
71	M82A	X	.517	.517	0	%100
72	M82A	Z	0	0	%100	
73	M91B	X	.517	.517	0	%100
74	M91B	Z	0	0	%100	
75	M98A	X	.173	.173	0	%100
76	M98A	Z	0	0	%100	
77	M99A	X	.173	.173	0	%100
78	M99A	Z	0	0	%100	
79	MP5A	X	.468	.468	0	%100
80	MP5A	Z	0	0	%100	
81	MP4A	X	.468	.468	0	%100
82	MP4A	Z	0	0	%100	
83	MP3A	X	.468	.468	0	%100
84	MP3A	Z	0	0	%100	
85	MP1A	X	.468	.468	0	%100
86	MP1A	Z	0	0	%100	
87	MP2A	X	.566	.566	0	%100
88	MP2A	Z	0	0	%100	
89	MP5C	X	.468	.468	0	%100
90	MP5C	Z	0	0	%100	
91	MP4C	X	.468	.468	0	%100
92	MP4C	Z	0	0	%100	
93	MP3C	X	.468	.468	0	%100
94	MP3C	Z	0	0	%100	
95	MP1C	X	.468	.468	0	%100
96	MP1C	Z	0	0	%100	
97	MP2C	X	.566	.566	0	%100
98	MP2C	Z	0	0	%100	
99	MP5B	X	.468	.468	0	%100
100	MP5B	Z	0	0	%100	
101	MP4B	X	.468	.468	0	%100
102	MP4B	Z	0	0	%100	

**Member Distributed Loads (BLC 68 : Structure Wm (90 Deg)) (Continued)**

	Member Label	Direction	Start Magnitude[lb/ft,F,ksf]	End Magnitude[lb/ft,F,ksf]	Start Location[in..	End Location[in...
103	MP3B	X	.468	.468	0	%100
104	MP3B	Z	0	0	0	%100
105	MP1B	X	.468	.468	0	%100
106	MP1B	Z	0	0	0	%100
107	MP2B	X	.566	.566	0	%100
108	MP2B	Z	0	0	0	%100
109	OVP	X	.426	.426	0	%100
110	OVP	Z	0	0	0	%100
111	M108	X	0	0	0	%100
112	M108	Z	0	0	0	%100
113	M109	X	.425	.425	0	%100
114	M109	Z	0	0	0	%100
115	M110	X	.425	.425	0	%100
116	M110	Z	0	0	0	%100
117	M132	X	.488	.488	0	%100
118	M132	Z	0	0	0	%100
119	M133	X	0	0	0	%100
120	M133	Z	0	0	0	%100
121	M134	X	.488	.488	0	%100
122	M134	Z	0	0	0	%100

**Member Distributed Loads (BLC 69 : Structure Wm (120 Deg))**

	Member Label	Direction	Start Magnitude[lb/ft,F,ksf]	End Magnitude[lb/ft,F,ksf]	Start Location[in..	End Location[in...
1	M1	X	.149	.149	0	%100
2	M1	Z	.086	.086	0	%100
3	M4	X	.449	.449	0	%100
4	M4	Z	.259	.259	0	%100
5	M10	X	.128	.128	0	%100
6	M10	Z	.074	.074	0	%100
7	M43	X	.128	.128	0	%100
8	M43	Z	.074	.074	0	%100
9	M46	X	.256	.256	0	%100
10	M46	Z	.148	.148	0	%100
11	M51B	X	.142	.142	0	%100
12	M51B	Z	.082	.082	0	%100
13	M52B	X	.568	.568	0	%100
14	M52B	Z	.328	.328	0	%100
15	M76	X	.768	.768	0	%100
16	M76	Z	.443	.443	0	%100
17	M77	X	.261	.261	0	%100
18	M77	Z	.15	.15	0	%100
19	M80	X	.275	.275	0	%100
20	M80	Z	.159	.159	0	%100
21	M84	X	.768	.768	0	%100
22	M84	Z	.443	.443	0	%100
23	M85	X	1.043	1.043	0	%100
24	M85	Z	.602	.602	0	%100
25	M91	X	1.098	1.098	0	%100
26	M91	Z	.634	.634	0	%100
27	M53	X	.128	.128	0	%100
28	M53	Z	.074	.074	0	%100
29	M54	X	.128	.128	0	%100
30	M54	Z	.074	.074	0	%100
31	M55	X	.256	.256	0	%100
32	M55	Z	.148	.148	0	%100
33	M58A	X	.568	.568	0	%100



Company :  
 Designer :  
 Job Number :  
 Model Name :

June 23, 2021  
 12:32 PM  
 Checked By: \_\_\_\_\_

**Member Distributed Loads (BLC 69 : Structure Wm (120 Deg)) (Continued)**

Member Label	Direction	Start Magnitude[lb/ft,F,ksf]	End Magnitude[lb/ft,F,ksf]	Start Location[in..	End Location[in...
34	M58A	Z	.328	.328	0 %100
35	M59A	X	.142	.142	0 %100
36	M59A	Z	.082	.082	0 %100
37	M63	X	.768	.768	0 %100
38	M63	Z	.443	.443	0 %100
39	M64	X	1.043	1.043	0 %100
40	M64	Z	.602	.602	0 %100
41	M66	X	1.098	1.098	0 %100
42	M66	Z	.634	.634	0 %100
43	M68	X	.768	.768	0 %100
44	M68	Z	.443	.443	0 %100
45	M69	X	.261	.261	0 %100
46	M69	Z	.15	.15	0 %100
47	M71	X	.275	.275	0 %100
48	M71	Z	.159	.159	0 %100
49	M77A	X	.513	.513	0 %100
50	M77A	Z	.296	.296	0 %100
51	M78	X	.513	.513	0 %100
52	M78	Z	.296	.296	0 %100
53	M79A	X	1.024	1.024	0 %100
54	M79A	Z	.591	.591	0 %100
55	M82	X	.142	.142	0 %100
56	M82	Z	.082	.082	0 %100
57	M83A	X	.142	.142	0 %100
58	M83A	Z	.082	.082	0 %100
59	M87	X	0	0	0 %100
60	M87	Z	0	0	0 %100
61	M88A	X	.261	.261	0 %100
62	M88A	Z	.15	.15	0 %100
63	M90	X	.275	.275	0 %100
64	M90	Z	.159	.159	0 %100
65	M92A	X	0	0	0 %100
66	M92A	Z	0	0	0 %100
67	M93	X	.261	.261	0 %100
68	M93	Z	.15	.15	0 %100
69	M95	X	.275	.275	0 %100
70	M95	Z	.159	.159	0 %100
71	M82A	X	.149	.149	0 %100
72	M82A	Z	.086	.086	0 %100
73	M91B	X	.597	.597	0 %100
74	M91B	Z	.345	.345	0 %100
75	M98A	X	.449	.449	0 %100
76	M98A	Z	.259	.259	0 %100
77	M99A	X	0	0	0 %100
78	M99A	Z	0	0	0 %100
79	MP5A	X	.405	.405	0 %100
80	MP5A	Z	.234	.234	0 %100
81	MP4A	X	.405	.405	0 %100
82	MP4A	Z	.234	.234	0 %100
83	MP3A	X	.405	.405	0 %100
84	MP3A	Z	.234	.234	0 %100
85	MP1A	X	.405	.405	0 %100
86	MP1A	Z	.234	.234	0 %100
87	MP2A	X	.491	.491	0 %100
88	MP2A	Z	.283	.283	0 %100
89	MP5C	X	.405	.405	0 %100
90	MP5C	Z	.234	.234	0 %100



Company :  
 Designer :  
 Job Number :  
 Model Name :

June 23, 2021  
 12:32 PM  
 Checked By: \_\_\_\_\_

**Member Distributed Loads (BLC 69 : Structure Wm (120 Deg)) (Continued)**

	Member Label	Direction	Start Magnitude[lb/ft,F,ksf]	End Magnitude[lb/ft,F,ksf]	Start Location[in..	End Location[in...
91	MP4C	X	.405	.405	0	%100
92	MP4C	Z	.234	.234	0	%100
93	MP3C	X	.405	.405	0	%100
94	MP3C	Z	.234	.234	0	%100
95	MP1C	X	.405	.405	0	%100
96	MP1C	Z	.234	.234	0	%100
97	MP2C	X	.491	.491	0	%100
98	MP2C	Z	.283	.283	0	%100
99	MP5B	X	.405	.405	0	%100
100	MP5B	Z	.234	.234	0	%100
101	MP4B	X	.405	.405	0	%100
102	MP4B	Z	.234	.234	0	%100
103	MP3B	X	.405	.405	0	%100
104	MP3B	Z	.234	.234	0	%100
105	MP1B	X	.405	.405	0	%100
106	MP1B	Z	.234	.234	0	%100
107	MP2B	X	.491	.491	0	%100
108	MP2B	Z	.283	.283	0	%100
109	OVP	X	.369	.369	0	%100
110	OVP	Z	.213	.213	0	%100
111	M108	X	.123	.123	0	%100
112	M108	Z	.071	.071	0	%100
113	M109	X	.123	.123	0	%100
114	M109	Z	.071	.071	0	%100
115	M110	X	.491	.491	0	%100
116	M110	Z	.283	.283	0	%100
117	M132	X	.141	.141	0	%100
118	M132	Z	.081	.081	0	%100
119	M133	X	.141	.141	0	%100
120	M133	Z	.081	.081	0	%100
121	M134	X	.564	.564	0	%100
122	M134	Z	.326	.326	0	%100

**Member Distributed Loads (BLC 70 : Structure Wm (150 Deg))**

	Member Label	Direction	Start Magnitude[lb/ft,F,ksf]	End Magnitude[lb/ft,F,ksf]	Start Location[in..	End Location[in...
1	M1	X	.259	.259	0	%100
2	M1	Z	.448	.448	0	%100
3	M4	X	.086	.086	0	%100
4	M4	Z	.15	.15	0	%100
5	M10	X	.222	.222	0	%100
6	M10	Z	.385	.385	0	%100
7	M43	X	.222	.222	0	%100
8	M43	Z	.385	.385	0	%100
9	M46	X	.443	.443	0	%100
10	M46	Z	.768	.768	0	%100
11	M51B	X	0	0	0	%100
12	M51B	Z	0	0	0	%100
13	M52B	X	.246	.246	0	%100
14	M52B	Z	.426	.426	0	%100
15	M76	X	.148	.148	0	%100
16	M76	Z	.256	.256	0	%100
17	M77	X	0	0	0	%100
18	M77	Z	0	0	0	%100
19	M80	X	0	0	0	%100
20	M80	Z	0	0	0	%100
21	M84	X	.148	.148	0	%100



Company :  
 Designer :  
 Job Number :  
 Model Name :

June 23, 2021  
 12:32 PM  
 Checked By: \_\_\_\_\_

**Member Distributed Loads (BLC 70 : Structure Wm (150 Deg)) (Continued)**

Member Label	Direction	Start Magnitude[lb/ft,F,ksf]	End Magnitude[lb/ft,F,ksf]	Start Location[in..	End Location[in..
22	M84	Z	.256	.256	0 %100
23	M85	X	.451	.451	0 %100
24	M85	Z	.782	.782	0 %100
25	M91	X	.476	.476	0 %100
26	M91	Z	.824	.824	0 %100
27	M53	X	0	0	0 %100
28	M53	Z	0	0	0 %100
29	M54	X	0	0	0 %100
30	M54	Z	0	0	0 %100
31	M55	X	0	0	0 %100
32	M55	Z	0	0	0 %100
33	M58A	X	.246	.246	0 %100
34	M58A	Z	.426	.426	0 %100
35	M59A	X	.246	.246	0 %100
36	M59A	Z	.426	.426	0 %100
37	M63	X	.591	.591	0 %100
38	M63	Z	1.024	1.024	0 %100
39	M64	X	.451	.451	0 %100
40	M64	Z	.782	.782	0 %100
41	M66	X	.476	.476	0 %100
42	M66	Z	.824	.824	0 %100
43	M68	X	.591	.591	0 %100
44	M68	Z	1.024	1.024	0 %100
45	M69	X	.451	.451	0 %100
46	M69	Z	.782	.782	0 %100
47	M71	X	.476	.476	0 %100
48	M71	Z	.824	.824	0 %100
49	M77A	X	.222	.222	0 %100
50	M77A	Z	.385	.385	0 %100
51	M78	X	.222	.222	0 %100
52	M78	Z	.385	.385	0 %100
53	M79A	X	.443	.443	0 %100
54	M79A	Z	.768	.768	0 %100
55	M82	X	.246	.246	0 %100
56	M82	Z	.426	.426	0 %100
57	M83A	X	0	0	0 %100
58	M83A	Z	0	0	0 %100
59	M87	X	.148	.148	0 %100
60	M87	Z	.256	.256	0 %100
61	M88A	X	.451	.451	0 %100
62	M88A	Z	.782	.782	0 %100
63	M90	X	.476	.476	0 %100
64	M90	Z	.824	.824	0 %100
65	M92A	X	.148	.148	0 %100
66	M92A	Z	.256	.256	0 %100
67	M93	X	0	0	0 %100
68	M93	Z	0	0	0 %100
69	M95	X	0	0	0 %100
70	M95	Z	0	0	0 %100
71	M82A	X	0	0	0 %100
72	M82A	Z	0	0	0 %100
73	M91B	X	.259	.259	0 %100
74	M91B	Z	.448	.448	0 %100
75	M98A	X	.346	.346	0 %100
76	M98A	Z	.599	.599	0 %100
77	M99A	X	.086	.086	0 %100
78	M99A	Z	.15	.15	0 %100



Company :  
 Designer :  
 Job Number :  
 Model Name :

June 23, 2021  
 12:32 PM  
 Checked By: \_\_\_\_\_

**Member Distributed Loads (BLC 70 : Structure Wm (150 Deg)) (Continued)**

	Member Label	Direction	Start Magnitude[lb/ft,F,ksf]	End Magnitude[lb/ft,F,ksf]	Start Location[in..	End Location[in...
79	MP5A	X	.234	.234	0	%100
80	MP5A	Z	.405	.405	0	%100
81	MP4A	X	.234	.234	0	%100
82	MP4A	Z	.405	.405	0	%100
83	MP3A	X	.234	.234	0	%100
84	MP3A	Z	.405	.405	0	%100
85	MP1A	X	.234	.234	0	%100
86	MP1A	Z	.405	.405	0	%100
87	MP2A	X	.283	.283	0	%100
88	MP2A	Z	.491	.491	0	%100
89	MP5C	X	.234	.234	0	%100
90	MP5C	Z	.405	.405	0	%100
91	MP4C	X	.234	.234	0	%100
92	MP4C	Z	.405	.405	0	%100
93	MP3C	X	.234	.234	0	%100
94	MP3C	Z	.405	.405	0	%100
95	MP1C	X	.234	.234	0	%100
96	MP1C	Z	.405	.405	0	%100
97	MP2C	X	.283	.283	0	%100
98	MP2C	Z	.491	.491	0	%100
99	MP5B	X	.234	.234	0	%100
100	MP5B	Z	.405	.405	0	%100
101	MP4B	X	.234	.234	0	%100
102	MP4B	Z	.405	.405	0	%100
103	MP3B	X	.234	.234	0	%100
104	MP3B	Z	.405	.405	0	%100
105	MP1B	X	.234	.234	0	%100
106	MP1B	Z	.405	.405	0	%100
107	MP2B	X	.283	.283	0	%100
108	MP2B	Z	.491	.491	0	%100
109	OVP	X	.213	.213	0	%100
110	OVP	Z	.369	.369	0	%100
111	M108	X	.212	.212	0	%100
112	M108	Z	.368	.368	0	%100
113	M109	X	0	0	0	%100
114	M109	Z	0	0	0	%100
115	M110	X	.212	.212	0	%100
116	M110	Z	.368	.368	0	%100
117	M132	X	0	0	0	%100
118	M132	Z	0	0	0	%100
119	M133	X	.244	.244	0	%100
120	M133	Z	.423	.423	0	%100
121	M134	X	.244	.244	0	%100
122	M134	Z	.423	.423	0	%100

**Member Distributed Loads (BLC 71 : Structure Wm (180 Deg))**

	Member Label	Direction	Start Magnitude[lb/ft,F,ksf]	End Magnitude[lb/ft,F,ksf]	Start Location[in..	End Location[in...
1	M1	X	0	0	0	%100
2	M1	Z	.69	.69	0	%100
3	M4	X	0	0	0	%100
4	M4	Z	0	0	0	%100
5	M10	X	0	0	0	%100
6	M10	Z	.593	.593	0	%100
7	M43	X	0	0	0	%100
8	M43	Z	.593	.593	0	%100
9	M46	X	0	0	0	%100





Company :  
 Designer :  
 Job Number :  
 Model Name :

June 23, 2021  
 12:32 PM  
 Checked By: \_\_\_\_\_

**Member Distributed Loads (BLC 71 : Structure Wm (180 Deg)) (Continued)**

Member Label	Direction	Start Magnitude[lb/ft,F,ksf]	End Magnitude[lb/ft,F,ksf]	Start Location[in..	End Location[in...
10	M46	Z	1.182	1.182	0 %100
11	M51B	X	0	0	0 %100
12	M51B	Z	.164	.164	0 %100
13	M52B	X	0	0	0 %100
14	M52B	Z	.164	.164	0 %100
15	M76	X	0	0	0 %100
16	M76	Z	0	0	0 %100
17	M77	X	0	0	0 %100
18	M77	Z	.301	.301	0 %100
19	M80	X	0	0	0 %100
20	M80	Z	.317	.317	0 %100
21	M84	X	0	0	0 %100
22	M84	Z	0	0	0 %100
23	M85	X	0	0	0 %100
24	M85	Z	.301	.301	0 %100
25	M91	X	0	0	0 %100
26	M91	Z	.317	.317	0 %100
27	M53	X	0	0	0 %100
28	M53	Z	.148	.148	0 %100
29	M54	X	0	0	0 %100
30	M54	Z	.148	.148	0 %100
31	M55	X	0	0	0 %100
32	M55	Z	.296	.296	0 %100
33	M58A	X	0	0	0 %100
34	M58A	Z	.164	.164	0 %100
35	M59A	X	0	0	0 %100
36	M59A	Z	.656	.656	0 %100
37	M63	X	0	0	0 %100
38	M63	Z	.887	.887	0 %100
39	M64	X	0	0	0 %100
40	M64	Z	.301	.301	0 %100
41	M66	X	0	0	0 %100
42	M66	Z	.317	.317	0 %100
43	M68	X	0	0	0 %100
44	M68	Z	.887	.887	0 %100
45	M69	X	0	0	0 %100
46	M69	Z	1.204	1.204	0 %100
47	M71	X	0	0	0 %100
48	M71	Z	1.268	1.268	0 %100
49	M77A	X	0	0	0 %100
50	M77A	Z	.148	.148	0 %100
51	M78	X	0	0	0 %100
52	M78	Z	.148	.148	0 %100
53	M79A	X	0	0	0 %100
54	M79A	Z	.296	.296	0 %100
55	M82	X	0	0	0 %100
56	M82	Z	.656	.656	0 %100
57	M83A	X	0	0	0 %100
58	M83A	Z	.164	.164	0 %100
59	M87	X	0	0	0 %100
60	M87	Z	.887	.887	0 %100
61	M88A	X	0	0	0 %100
62	M88A	Z	1.204	1.204	0 %100
63	M90	X	0	0	0 %100
64	M90	Z	1.268	1.268	0 %100
65	M92A	X	0	0	0 %100
66	M92A	Z	.887	.887	0 %100

**Member Distributed Loads (BLC 71 : Structure Wm (180 Deg)) (Continued)**

Member Label	Direction	Start Magnitude[lb/ft,F,ksf]	End Magnitude[lb/ft,F,ksf]	Start Location[in..	End Location[in..
67	M93	X	0	0	%100
68	M93	Z	.301	.301	%100
69	M95	X	0	0	%100
70	M95	Z	.317	.317	%100
71	M82A	X	0	0	%100
72	M82A	Z	.172	.172	%100
73	M91B	X	0	0	%100
74	M91B	Z	.172	.172	%100
75	M98A	X	0	0	%100
76	M98A	Z	.519	.519	%100
77	M99A	X	0	0	%100
78	M99A	Z	.519	.519	%100
79	MP5A	X	0	0	%100
80	MP5A	Z	.468	.468	%100
81	MP4A	X	0	0	%100
82	MP4A	Z	.468	.468	%100
83	MP3A	X	0	0	%100
84	MP3A	Z	.468	.468	%100
85	MP1A	X	0	0	%100
86	MP1A	Z	.468	.468	%100
87	MP2A	X	0	0	%100
88	MP2A	Z	.566	.566	%100
89	MP5C	X	0	0	%100
90	MP5C	Z	.468	.468	%100
91	MP4C	X	0	0	%100
92	MP4C	Z	.468	.468	%100
93	MP3C	X	0	0	%100
94	MP3C	Z	.468	.468	%100
95	MP1C	X	0	0	%100
96	MP1C	Z	.468	.468	%100
97	MP2C	X	0	0	%100
98	MP2C	Z	.566	.566	%100
99	MP5B	X	0	0	%100
100	MP5B	Z	.468	.468	%100
101	MP4B	X	0	0	%100
102	MP4B	Z	.468	.468	%100
103	MP3B	X	0	0	%100
104	MP3B	Z	.468	.468	%100
105	MP1B	X	0	0	%100
106	MP1B	Z	.468	.468	%100
107	MP2B	X	0	0	%100
108	MP2B	Z	.566	.566	%100
109	OVP	X	0	0	%100
110	OVP	Z	.426	.426	%100
111	M108	X	0	0	%100
112	M108	Z	.566	.566	%100
113	M109	X	0	0	%100
114	M109	Z	.142	.142	%100
115	M110	X	0	0	%100
116	M110	Z	.142	.142	%100
117	M132	X	0	0	%100
118	M132	Z	.163	.163	%100
119	M133	X	0	0	%100
120	M133	Z	.651	.651	%100
121	M134	X	0	0	%100
122	M134	Z	.163	.163	%100



Company :  
 Designer :  
 Job Number :  
 Model Name :

June 23, 2021  
 12:32 PM  
 Checked By: \_\_\_\_\_

**Member Distributed Loads (BLC 72 : Structure Wm (210 Deg))**

	Member Label	Direction	Start Magnitude[lb/ft,F,ksf]	End Magnitude[lb/ft,F,ksf]	Start Location[in..	End Location[in...
1	M1	X	-.259	-.259	0	%100
2	M1	Z	.448	.448	0	%100
3	M4	X	-.086	-.086	0	%100
4	M4	Z	.15	.15	0	%100
5	M10	X	-.222	-.222	0	%100
6	M10	Z	.385	.385	0	%100
7	M43	X	-.222	-.222	0	%100
8	M43	Z	.385	.385	0	%100
9	M46	X	-.443	-.443	0	%100
10	M46	Z	.768	.768	0	%100
11	M51B	X	-.246	-.246	0	%100
12	M51B	Z	.426	.426	0	%100
13	M52B	X	0	0	0	%100
14	M52B	Z	0	0	0	%100
15	M76	X	-.148	-.148	0	%100
16	M76	Z	.256	.256	0	%100
17	M77	X	-.451	-.451	0	%100
18	M77	Z	.782	.782	0	%100
19	M80	X	-.476	-.476	0	%100
20	M80	Z	.824	.824	0	%100
21	M84	X	-.148	-.148	0	%100
22	M84	Z	.256	.256	0	%100
23	M85	X	0	0	0	%100
24	M85	Z	0	0	0	%100
25	M91	X	0	0	0	%100
26	M91	Z	0	0	0	%100
27	M53	X	-.222	-.222	0	%100
28	M53	Z	.385	.385	0	%100
29	M54	X	-.222	-.222	0	%100
30	M54	Z	.385	.385	0	%100
31	M55	X	-.443	-.443	0	%100
32	M55	Z	.768	.768	0	%100
33	M58A	X	0	0	0	%100
34	M58A	Z	0	0	0	%100
35	M59A	X	-.246	-.246	0	%100
36	M59A	Z	.426	.426	0	%100
37	M63	X	-.148	-.148	0	%100
38	M63	Z	.256	.256	0	%100
39	M64	X	0	0	0	%100
40	M64	Z	0	0	0	%100
41	M66	X	0	0	0	%100
42	M66	Z	0	0	0	%100
43	M68	X	-.148	-.148	0	%100
44	M68	Z	.256	.256	0	%100
45	M69	X	-.451	-.451	0	%100
46	M69	Z	.782	.782	0	%100
47	M71	X	-.476	-.476	0	%100
48	M71	Z	.824	.824	0	%100
49	M77A	X	0	0	0	%100
50	M77A	Z	0	0	0	%100
51	M78	X	0	0	0	%100
52	M78	Z	0	0	0	%100
53	M79A	X	0	0	0	%100
54	M79A	Z	0	0	0	%100
55	M82	X	-.246	-.246	0	%100
56	M82	Z	.426	.426	0	%100
57	M83A	X	-.246	-.246	0	%100

**Member Distributed Loads (BLC 72 : Structure Wm (210 Deg)) (Continued)**

Member Label	Direction	Start Magnitude[lb/ft,F,ksf]	End Magnitude[lb/ft,F,ksf]	Start Location[in..	End Location[in..
58	M83A	Z	.426	.426	0 %100
59	M87	X	-.591	-.591	0 %100
60	M87	Z	1.024	1.024	0 %100
61	M88A	X	-.451	-.451	0 %100
62	M88A	Z	.782	.782	0 %100
63	M90	X	-.476	-.476	0 %100
64	M90	Z	.824	.824	0 %100
65	M92A	X	-.591	-.591	0 %100
66	M92A	Z	1.024	1.024	0 %100
67	M93	X	-.451	-.451	0 %100
68	M93	Z	.782	.782	0 %100
69	M95	X	-.476	-.476	0 %100
70	M95	Z	.824	.824	0 %100
71	M82A	X	-.259	-.259	0 %100
72	M82A	Z	.448	.448	0 %100
73	M91B	X	0	0	0 %100
74	M91B	Z	0	0	0 %100
75	M98A	X	-.086	-.086	0 %100
76	M98A	Z	.15	.15	0 %100
77	M99A	X	-.346	-.346	0 %100
78	M99A	Z	.599	.599	0 %100
79	MP5A	X	-.234	-.234	0 %100
80	MP5A	Z	.405	.405	0 %100
81	MP4A	X	-.234	-.234	0 %100
82	MP4A	Z	.405	.405	0 %100
83	MP3A	X	-.234	-.234	0 %100
84	MP3A	Z	.405	.405	0 %100
85	MP1A	X	-.234	-.234	0 %100
86	MP1A	Z	.405	.405	0 %100
87	MP2A	X	-.283	-.283	0 %100
88	MP2A	Z	.491	.491	0 %100
89	MP5C	X	-.234	-.234	0 %100
90	MP5C	Z	.405	.405	0 %100
91	MP4C	X	-.234	-.234	0 %100
92	MP4C	Z	.405	.405	0 %100
93	MP3C	X	-.234	-.234	0 %100
94	MP3C	Z	.405	.405	0 %100
95	MP1C	X	-.234	-.234	0 %100
96	MP1C	Z	.405	.405	0 %100
97	MP2C	X	-.283	-.283	0 %100
98	MP2C	Z	.491	.491	0 %100
99	MP5B	X	-.234	-.234	0 %100
100	MP5B	Z	.405	.405	0 %100
101	MP4B	X	-.234	-.234	0 %100
102	MP4B	Z	.405	.405	0 %100
103	MP3B	X	-.234	-.234	0 %100
104	MP3B	Z	.405	.405	0 %100
105	MP1B	X	-.234	-.234	0 %100
106	MP1B	Z	.405	.405	0 %100
107	MP2B	X	-.283	-.283	0 %100
108	MP2B	Z	.491	.491	0 %100
109	OVP	X	-.213	-.213	0 %100
110	OVP	Z	.369	.369	0 %100
111	M108	X	-.212	-.212	0 %100
112	M108	Z	.368	.368	0 %100
113	M109	X	-.212	-.212	0 %100
114	M109	Z	.368	.368	0 %100



Company :  
 Designer :  
 Job Number :  
 Model Name :

June 23, 2021  
 12:32 PM  
 Checked By: \_\_\_\_\_

**Member Distributed Loads (BLC 72 : Structure Wm (210 Deg)) (Continued)**

	Member Label	Direction	Start Magnitude[lb/ft,F,ksf]	End Magnitude[lb/ft,F,ksf]	Start Location[in..	End Location[in...
115	M110	X	0	0	0	%100
116	M110	Z	0	0	0	%100
117	M132	X	-.244	-.244	0	%100
118	M132	Z	.423	.423	0	%100
119	M133	X	-.244	-.244	0	%100
120	M133	Z	.423	.423	0	%100
121	M134	X	0	0	0	%100
122	M134	Z	0	0	0	%100

**Member Distributed Loads (BLC 73 : Structure Wm (240 Deg))**

	Member Label	Direction	Start Magnitude[lb/ft,F,ksf]	End Magnitude[lb/ft,F,ksf]	Start Location[in..	End Location[in...
1	M1	X	-.149	-.149	0	%100
2	M1	Z	.086	.086	0	%100
3	M4	X	-.449	-.449	0	%100
4	M4	Z	.259	.259	0	%100
5	M10	X	-.128	-.128	0	%100
6	M10	Z	.074	.074	0	%100
7	M43	X	-.128	-.128	0	%100
8	M43	Z	.074	.074	0	%100
9	M46	X	-.256	-.256	0	%100
10	M46	Z	.148	.148	0	%100
11	M51B	X	-.568	-.568	0	%100
12	M51B	Z	.328	.328	0	%100
13	M52B	X	-.142	-.142	0	%100
14	M52B	Z	.082	.082	0	%100
15	M76	X	-.768	-.768	0	%100
16	M76	Z	.443	.443	0	%100
17	M77	X	-1.043	-1.043	0	%100
18	M77	Z	.602	.602	0	%100
19	M80	X	-1.098	-1.098	0	%100
20	M80	Z	.634	.634	0	%100
21	M84	X	-.768	-.768	0	%100
22	M84	Z	.443	.443	0	%100
23	M85	X	-.261	-.261	0	%100
24	M85	Z	.15	.15	0	%100
25	M91	X	-.275	-.275	0	%100
26	M91	Z	.159	.159	0	%100
27	M53	X	-.513	-.513	0	%100
28	M53	Z	.296	.296	0	%100
29	M54	X	-.513	-.513	0	%100
30	M54	Z	.296	.296	0	%100
31	M55	X	-1.024	-1.024	0	%100
32	M55	Z	.591	.591	0	%100
33	M58A	X	-.142	-.142	0	%100
34	M58A	Z	.082	.082	0	%100
35	M59A	X	-.142	-.142	0	%100
36	M59A	Z	.082	.082	0	%100
37	M63	X	0	0	0	%100
38	M63	Z	0	0	0	%100
39	M64	X	-.261	-.261	0	%100
40	M64	Z	.15	.15	0	%100
41	M66	X	-.275	-.275	0	%100
42	M66	Z	.159	.159	0	%100
43	M68	X	0	0	0	%100
44	M68	Z	0	0	0	%100
45	M69	X	-.261	-.261	0	%100



Company :  
 Designer :  
 Job Number :  
 Model Name :

June 23, 2021  
 12:32 PM  
 Checked By: \_\_\_\_\_

**Member Distributed Loads (BLC 73 : Structure Wm (240 Deg)) (Continued)**

Member Label	Direction	Start Magnitude[lb/ft,F,ksf]	End Magnitude[lb/ft,F,ksf]	Start Location[in..	End Location[in..
46	M69	Z	.15	.15	0 %100
47	M71	X	-.275	-.275	0 %100
48	M71	Z	.159	.159	0 %100
49	M77A	X	-.128	-.128	0 %100
50	M77A	Z	.074	.074	0 %100
51	M78	X	-.128	-.128	0 %100
52	M78	Z	.074	.074	0 %100
53	M79A	X	-.256	-.256	0 %100
54	M79A	Z	.148	.148	0 %100
55	M82	X	-.142	-.142	0 %100
56	M82	Z	.082	.082	0 %100
57	M83A	X	-.568	-.568	0 %100
58	M83A	Z	.328	.328	0 %100
59	M87	X	-.768	-.768	0 %100
60	M87	Z	.443	.443	0 %100
61	M88A	X	-.261	-.261	0 %100
62	M88A	Z	.15	.15	0 %100
63	M90	X	-.275	-.275	0 %100
64	M90	Z	.159	.159	0 %100
65	M92A	X	-.768	-.768	0 %100
66	M92A	Z	.443	.443	0 %100
67	M93	X	-1.043	-1.043	0 %100
68	M93	Z	.602	.602	0 %100
69	M95	X	-1.098	-1.098	0 %100
70	M95	Z	.634	.634	0 %100
71	M82A	X	-.597	-.597	0 %100
72	M82A	Z	.345	.345	0 %100
73	M91B	X	-.149	-.149	0 %100
74	M91B	Z	.086	.086	0 %100
75	M98A	X	0	0	0 %100
76	M98A	Z	0	0	0 %100
77	M99A	X	-.449	-.449	0 %100
78	M99A	Z	.259	.259	0 %100
79	MP5A	X	-.405	-.405	0 %100
80	MP5A	Z	.234	.234	0 %100
81	MP4A	X	-.405	-.405	0 %100
82	MP4A	Z	.234	.234	0 %100
83	MP3A	X	-.405	-.405	0 %100
84	MP3A	Z	.234	.234	0 %100
85	MP1A	X	-.405	-.405	0 %100
86	MP1A	Z	.234	.234	0 %100
87	MP2A	X	-.491	-.491	0 %100
88	MP2A	Z	.283	.283	0 %100
89	MP5C	X	-.405	-.405	0 %100
90	MP5C	Z	.234	.234	0 %100
91	MP4C	X	-.405	-.405	0 %100
92	MP4C	Z	.234	.234	0 %100
93	MP3C	X	-.405	-.405	0 %100
94	MP3C	Z	.234	.234	0 %100
95	MP1C	X	-.405	-.405	0 %100
96	MP1C	Z	.234	.234	0 %100
97	MP2C	X	-.491	-.491	0 %100
98	MP2C	Z	.283	.283	0 %100
99	MP5B	X	-.405	-.405	0 %100
100	MP5B	Z	.234	.234	0 %100
101	MP4B	X	-.405	-.405	0 %100
102	MP4B	Z	.234	.234	0 %100

**Member Distributed Loads (BLC 73 : Structure Wm (240 Deg)) (Continued)**

	Member Label	Direction	Start Magnitude[lb/ft,F,ksf]	End Magnitude[lb/ft,F,ksf]	Start Location[in..	End Location[in...
103	MP3B	X	-.405	-.405	0	%100
104	MP3B	Z	.234	.234	0	%100
105	MP1B	X	-.405	-.405	0	%100
106	MP1B	Z	.234	.234	0	%100
107	MP2B	X	-.491	-.491	0	%100
108	MP2B	Z	.283	.283	0	%100
109	OVP	X	-.369	-.369	0	%100
110	OVP	Z	.213	.213	0	%100
111	M108	X	-.123	-.123	0	%100
112	M108	Z	.071	.071	0	%100
113	M109	X	-.491	-.491	0	%100
114	M109	Z	.283	.283	0	%100
115	M110	X	-.123	-.123	0	%100
116	M110	Z	.071	.071	0	%100
117	M132	X	-.564	-.564	0	%100
118	M132	Z	.326	.326	0	%100
119	M133	X	-.141	-.141	0	%100
120	M133	Z	.081	.081	0	%100
121	M134	X	-.141	-.141	0	%100
122	M134	Z	.081	.081	0	%100

**Member Distributed Loads (BLC 74 : Structure Wm (270 Deg))**

	Member Label	Direction	Start Magnitude[lb/ft,F,ksf]	End Magnitude[lb/ft,F,ksf]	Start Location[in..	End Location[in...
1	M1	X	0	0	0	%100
2	M1	Z	0	0	0	%100
3	M4	X	-.692	-.692	0	%100
4	M4	Z	0	0	0	%100
5	M10	X	0	0	0	%100
6	M10	Z	0	0	0	%100
7	M43	X	0	0	0	%100
8	M43	Z	0	0	0	%100
9	M46	X	0	0	0	%100
10	M46	Z	0	0	0	%100
11	M51B	X	-.492	-.492	0	%100
12	M51B	Z	0	0	0	%100
13	M52B	X	-.492	-.492	0	%100
14	M52B	Z	0	0	0	%100
15	M76	X	-1.182	-1.182	0	%100
16	M76	Z	0	0	0	%100
17	M77	X	-.903	-.903	0	%100
18	M77	Z	0	0	0	%100
19	M80	X	-.951	-.951	0	%100
20	M80	Z	0	0	0	%100
21	M84	X	-1.182	-1.182	0	%100
22	M84	Z	0	0	0	%100
23	M85	X	-.903	-.903	0	%100
24	M85	Z	0	0	0	%100
25	M91	X	-.951	-.951	0	%100
26	M91	Z	0	0	0	%100
27	M53	X	-.444	-.444	0	%100
28	M53	Z	0	0	0	%100
29	M54	X	-.444	-.444	0	%100
30	M54	Z	0	0	0	%100
31	M55	X	-.887	-.887	0	%100
32	M55	Z	0	0	0	%100
33	M58A	X	-.492	-.492	0	%100



Company :  
 Designer :  
 Job Number :  
 Model Name :

June 23, 2021  
 12:32 PM  
 Checked By: \_\_\_\_\_

**Member Distributed Loads (BLC 74 : Structure Wm (270 Deg)) (Continued)**

Member Label	Direction	Start Magnitude[lb/ft,F,ksf]	End Magnitude[lb/ft,F,ksf]	Start Location[in..	End Location[in..
34	M58A	Z	0	0	%100
35	M59A	X	0	0	%100
36	M59A	Z	0	0	%100
37	M63	X	-.296	-.296	0
38	M63	Z	0	0	%100
39	M64	X	-.903	-.903	0
40	M64	Z	0	0	%100
41	M66	X	-.951	-.951	0
42	M66	Z	0	0	%100
43	M68	X	-.296	-.296	0
44	M68	Z	0	0	%100
45	M69	X	0	0	%100
46	M69	Z	0	0	%100
47	M71	X	0	0	%100
48	M71	Z	0	0	%100
49	M77A	X	-.444	-.444	0
50	M77A	Z	0	0	%100
51	M78	X	-.444	-.444	0
52	M78	Z	0	0	%100
53	M79A	X	-.887	-.887	0
54	M79A	Z	0	0	%100
55	M82	X	0	0	%100
56	M82	Z	0	0	%100
57	M83A	X	-.492	-.492	0
58	M83A	Z	0	0	%100
59	M87	X	-.296	-.296	0
60	M87	Z	0	0	%100
61	M88A	X	0	0	%100
62	M88A	Z	0	0	%100
63	M90	X	0	0	%100
64	M90	Z	0	0	%100
65	M92A	X	-.296	-.296	0
66	M92A	Z	0	0	%100
67	M93	X	-.903	-.903	0
68	M93	Z	0	0	%100
69	M95	X	-.951	-.951	0
70	M95	Z	0	0	%100
71	M82A	X	-.517	-.517	0
72	M82A	Z	0	0	%100
73	M91B	X	-.517	-.517	0
74	M91B	Z	0	0	%100
75	M98A	X	-.173	-.173	0
76	M98A	Z	0	0	%100
77	M99A	X	-.173	-.173	0
78	M99A	Z	0	0	%100
79	MP5A	X	-.468	-.468	0
80	MP5A	Z	0	0	%100
81	MP4A	X	-.468	-.468	0
82	MP4A	Z	0	0	%100
83	MP3A	X	-.468	-.468	0
84	MP3A	Z	0	0	%100
85	MP1A	X	-.468	-.468	0
86	MP1A	Z	0	0	%100
87	MP2A	X	-.566	-.566	0
88	MP2A	Z	0	0	%100
89	MP5C	X	-.468	-.468	0
90	MP5C	Z	0	0	%100





Company :  
 Designer :  
 Job Number :  
 Model Name :

June 23, 2021  
 12:32 PM  
 Checked By: \_\_\_\_\_

**Member Distributed Loads (BLC 74 : Structure Wm (270 Deg)) (Continued)**

	Member Label	Direction	Start Magnitude[lb/ft,F,ksf]	End Magnitude[lb/ft,F,ksf]	Start Location[in..	End Location[in...
91	MP4C	X	-.468	-.468	0	%100
92	MP4C	Z	0	0	0	%100
93	MP3C	X	-.468	-.468	0	%100
94	MP3C	Z	0	0	0	%100
95	MP1C	X	-.468	-.468	0	%100
96	MP1C	Z	0	0	0	%100
97	MP2C	X	-.566	-.566	0	%100
98	MP2C	Z	0	0	0	%100
99	MP5B	X	-.468	-.468	0	%100
100	MP5B	Z	0	0	0	%100
101	MP4B	X	-.468	-.468	0	%100
102	MP4B	Z	0	0	0	%100
103	MP3B	X	-.468	-.468	0	%100
104	MP3B	Z	0	0	0	%100
105	MP1B	X	-.468	-.468	0	%100
106	MP1B	Z	0	0	0	%100
107	MP2B	X	-.566	-.566	0	%100
108	MP2B	Z	0	0	0	%100
109	OVP	X	-.426	-.426	0	%100
110	OVP	Z	0	0	0	%100
111	M108	X	0	0	0	%100
112	M108	Z	0	0	0	%100
113	M109	X	-.425	-.425	0	%100
114	M109	Z	0	0	0	%100
115	M110	X	-.425	-.425	0	%100
116	M110	Z	0	0	0	%100
117	M132	X	-.488	-.488	0	%100
118	M132	Z	0	0	0	%100
119	M133	X	0	0	0	%100
120	M133	Z	0	0	0	%100
121	M134	X	-.488	-.488	0	%100
122	M134	Z	0	0	0	%100

**Member Distributed Loads (BLC 75 : Structure Wm (300 Deg))**

	Member Label	Direction	Start Magnitude[lb/ft,F,ksf]	End Magnitude[lb/ft,F,ksf]	Start Location[in..	End Location[in...
1	M1	X	-.149	-.149	0	%100
2	M1	Z	-.086	-.086	0	%100
3	M4	X	-.449	-.449	0	%100
4	M4	Z	-.259	-.259	0	%100
5	M10	X	-.128	-.128	0	%100
6	M10	Z	-.074	-.074	0	%100
7	M43	X	-.128	-.128	0	%100
8	M43	Z	-.074	-.074	0	%100
9	M46	X	-.256	-.256	0	%100
10	M46	Z	-.148	-.148	0	%100
11	M51B	X	-.142	-.142	0	%100
12	M51B	Z	-.082	-.082	0	%100
13	M52B	X	-.568	-.568	0	%100
14	M52B	Z	-.328	-.328	0	%100
15	M76	X	-.768	-.768	0	%100
16	M76	Z	-.443	-.443	0	%100
17	M77	X	-.261	-.261	0	%100
18	M77	Z	-.15	-.15	0	%100
19	M80	X	-.275	-.275	0	%100
20	M80	Z	-.159	-.159	0	%100
21	M84	X	-.768	-.768	0	%100



Company :  
 Designer :  
 Job Number :  
 Model Name :

June 23, 2021  
 12:32 PM  
 Checked By: \_\_\_\_\_

**Member Distributed Loads (BLC 75 : Structure Wm (300 Deg)) (Continued)**

Member Label	Direction	Start Magnitude[lb/ft,F,ksf]	End Magnitude[lb/ft,F,ksf]	Start Location[in..	End Location[in...
22	M84	Z	-443	0	%100
23	M85	X	-1.043	0	%100
24	M85	Z	-602	0	%100
25	M91	X	-1.098	0	%100
26	M91	Z	-634	0	%100
27	M53	X	-.128	0	%100
28	M53	Z	-.074	0	%100
29	M54	X	-.128	0	%100
30	M54	Z	-.074	0	%100
31	M55	X	-.256	0	%100
32	M55	Z	-.148	0	%100
33	M58A	X	-.568	0	%100
34	M58A	Z	-.328	0	%100
35	M59A	X	-.142	0	%100
36	M59A	Z	-.082	0	%100
37	M63	X	-.768	0	%100
38	M63	Z	-.443	0	%100
39	M64	X	-1.043	0	%100
40	M64	Z	-602	0	%100
41	M66	X	-1.098	0	%100
42	M66	Z	-634	0	%100
43	M68	X	-.768	0	%100
44	M68	Z	-.443	0	%100
45	M69	X	-.261	0	%100
46	M69	Z	-.15	0	%100
47	M71	X	-.275	0	%100
48	M71	Z	-.159	0	%100
49	M77A	X	-.513	0	%100
50	M77A	Z	-.296	0	%100
51	M78	X	-.513	0	%100
52	M78	Z	-.296	0	%100
53	M79A	X	-1.024	0	%100
54	M79A	Z	-.591	0	%100
55	M82	X	-.142	0	%100
56	M82	Z	-.082	0	%100
57	M83A	X	-.142	0	%100
58	M83A	Z	-.082	0	%100
59	M87	X	0	0	%100
60	M87	Z	0	0	%100
61	M88A	X	-.261	0	%100
62	M88A	Z	-.15	0	%100
63	M90	X	-.275	0	%100
64	M90	Z	-.159	0	%100
65	M92A	X	0	0	%100
66	M92A	Z	0	0	%100
67	M93	X	-.261	0	%100
68	M93	Z	-.15	0	%100
69	M95	X	-.275	0	%100
70	M95	Z	-.159	0	%100
71	M82A	X	-.149	0	%100
72	M82A	Z	-.086	0	%100
73	M91B	X	-.597	0	%100
74	M91B	Z	-.345	0	%100
75	M98A	X	-.449	0	%100
76	M98A	Z	-.259	0	%100
77	M99A	X	0	0	%100
78	M99A	Z	0	0	%100



Company :  
 Designer :  
 Job Number :  
 Model Name :

June 23, 2021  
 12:32 PM  
 Checked By: \_\_\_\_\_

**Member Distributed Loads (BLC 75 : Structure Wm (300 Deg)) (Continued)**

	Member Label	Direction	Start Magnitude[lb/ft,F,ksf]	End Magnitude[lb/ft,F,ksf]	Start Location[in..	End Location[in...
79	MP5A	X	-405	-405	0	%100
80	MP5A	Z	-234	-234	0	%100
81	MP4A	X	-405	-405	0	%100
82	MP4A	Z	-234	-234	0	%100
83	MP3A	X	-405	-405	0	%100
84	MP3A	Z	-234	-234	0	%100
85	MP1A	X	-405	-405	0	%100
86	MP1A	Z	-234	-234	0	%100
87	MP2A	X	-491	-491	0	%100
88	MP2A	Z	-283	-283	0	%100
89	MP5C	X	-405	-405	0	%100
90	MP5C	Z	-234	-234	0	%100
91	MP4C	X	-405	-405	0	%100
92	MP4C	Z	-234	-234	0	%100
93	MP3C	X	-405	-405	0	%100
94	MP3C	Z	-234	-234	0	%100
95	MP1C	X	-405	-405	0	%100
96	MP1C	Z	-234	-234	0	%100
97	MP2C	X	-491	-491	0	%100
98	MP2C	Z	-283	-283	0	%100
99	MP5B	X	-405	-405	0	%100
100	MP5B	Z	-234	-234	0	%100
101	MP4B	X	-405	-405	0	%100
102	MP4B	Z	-234	-234	0	%100
103	MP3B	X	-405	-405	0	%100
104	MP3B	Z	-234	-234	0	%100
105	MP1B	X	-405	-405	0	%100
106	MP1B	Z	-234	-234	0	%100
107	MP2B	X	-491	-491	0	%100
108	MP2B	Z	-283	-283	0	%100
109	OVP	X	-369	-369	0	%100
110	OVP	Z	-213	-213	0	%100
111	M108	X	-123	-123	0	%100
112	M108	Z	-071	-071	0	%100
113	M109	X	-123	-123	0	%100
114	M109	Z	-071	-071	0	%100
115	M110	X	-491	-491	0	%100
116	M110	Z	-283	-283	0	%100
117	M132	X	-141	-141	0	%100
118	M132	Z	-081	-081	0	%100
119	M133	X	-141	-141	0	%100
120	M133	Z	-081	-081	0	%100
121	M134	X	-564	-564	0	%100
122	M134	Z	-326	-326	0	%100

**Member Distributed Loads (BLC 76 : Structure Wm (330 Deg))**

	Member Label	Direction	Start Magnitude[lb/ft,F,ksf]	End Magnitude[lb/ft,F,ksf]	Start Location[in..	End Location[in...
1	M1	X	-259	-259	0	%100
2	M1	Z	-448	-448	0	%100
3	M4	X	-086	-086	0	%100
4	M4	Z	-15	-15	0	%100
5	M10	X	-222	-222	0	%100
6	M10	Z	-385	-385	0	%100
7	M43	X	-222	-222	0	%100
8	M43	Z	-385	-385	0	%100
9	M46	X	-443	-443	0	%100

**Member Distributed Loads (BLC 76 : Structure Wm (330 Deg)) (Continued)**

Member Label	Direction	Start Magnitude[lb/ft,F,ksf]	End Magnitude[lb/ft,F,ksf]	Start Location[in..	End Location[in..
10	M46	Z	-.768	0	%100
11	M51B	X	0	0	%100
12	M51B	Z	0	0	%100
13	M52B	X	-.246	0	%100
14	M52B	Z	-.426	0	%100
15	M76	X	-.148	0	%100
16	M76	Z	-.256	0	%100
17	M77	X	0	0	%100
18	M77	Z	0	0	%100
19	M80	X	0	0	%100
20	M80	Z	0	0	%100
21	M84	X	-.148	0	%100
22	M84	Z	-.256	0	%100
23	M85	X	-.451	0	%100
24	M85	Z	-.782	0	%100
25	M91	X	-.476	0	%100
26	M91	Z	-.824	0	%100
27	M53	X	0	0	%100
28	M53	Z	0	0	%100
29	M54	X	0	0	%100
30	M54	Z	0	0	%100
31	M55	X	0	0	%100
32	M55	Z	0	0	%100
33	M58A	X	-.246	0	%100
34	M58A	Z	-.426	0	%100
35	M59A	X	-.246	0	%100
36	M59A	Z	-.426	0	%100
37	M63	X	-.591	0	%100
38	M63	Z	-1.024	0	%100
39	M64	X	-.451	0	%100
40	M64	Z	-.782	0	%100
41	M66	X	-.476	0	%100
42	M66	Z	-.824	0	%100
43	M68	X	-.591	0	%100
44	M68	Z	-1.024	0	%100
45	M69	X	-.451	0	%100
46	M69	Z	-.782	0	%100
47	M71	X	-.476	0	%100
48	M71	Z	-.824	0	%100
49	M77A	X	-.222	0	%100
50	M77A	Z	-.385	0	%100
51	M78	X	-.222	0	%100
52	M78	Z	-.385	0	%100
53	M79A	X	-.443	0	%100
54	M79A	Z	-.768	0	%100
55	M82	X	-.246	0	%100
56	M82	Z	-.426	0	%100
57	M83A	X	0	0	%100
58	M83A	Z	0	0	%100
59	M87	X	-.148	0	%100
60	M87	Z	-.256	0	%100
61	M88A	X	-.451	0	%100
62	M88A	Z	-.782	0	%100
63	M90	X	-.476	0	%100
64	M90	Z	-.824	0	%100
65	M92A	X	-.148	0	%100
66	M92A	Z	-.256	0	%100



Company :  
 Designer :  
 Job Number :  
 Model Name :

June 23, 2021  
 12:32 PM  
 Checked By: \_\_\_\_\_

**Member Distributed Loads (BLC 76 : Structure Wm (330 Deg)) (Continued)**

Member Label	Direction	Start Magnitude[lb/ft,F,ksf]	End Magnitude[lb/ft,F,ksf]	Start Location[in..	End Location[in...	
67	M93	X	0	0	%100	
68	M93	Z	0	0	%100	
69	M95	X	0	0	%100	
70	M95	Z	0	0	%100	
71	M82A	X	0	0	%100	
72	M82A	Z	0	0	%100	
73	M91B	X	- .259	- .259	0	%100
74	M91B	Z	- .448	- .448	0	%100
75	M98A	X	- .346	- .346	0	%100
76	M98A	Z	- .599	- .599	0	%100
77	M99A	X	- .086	- .086	0	%100
78	M99A	Z	- .15	- .15	0	%100
79	MP5A	X	- .234	- .234	0	%100
80	MP5A	Z	- .405	- .405	0	%100
81	MP4A	X	- .234	- .234	0	%100
82	MP4A	Z	- .405	- .405	0	%100
83	MP3A	X	- .234	- .234	0	%100
84	MP3A	Z	- .405	- .405	0	%100
85	MP1A	X	- .234	- .234	0	%100
86	MP1A	Z	- .405	- .405	0	%100
87	MP2A	X	- .283	- .283	0	%100
88	MP2A	Z	- .491	- .491	0	%100
89	MP5C	X	- .234	- .234	0	%100
90	MP5C	Z	- .405	- .405	0	%100
91	MP4C	X	- .234	- .234	0	%100
92	MP4C	Z	- .405	- .405	0	%100
93	MP3C	X	- .234	- .234	0	%100
94	MP3C	Z	- .405	- .405	0	%100
95	MP1C	X	- .234	- .234	0	%100
96	MP1C	Z	- .405	- .405	0	%100
97	MP2C	X	- .283	- .283	0	%100
98	MP2C	Z	- .491	- .491	0	%100
99	MP5B	X	- .234	- .234	0	%100
100	MP5B	Z	- .405	- .405	0	%100
101	MP4B	X	- .234	- .234	0	%100
102	MP4B	Z	- .405	- .405	0	%100
103	MP3B	X	- .234	- .234	0	%100
104	MP3B	Z	- .405	- .405	0	%100
105	MP1B	X	- .234	- .234	0	%100
106	MP1B	Z	- .405	- .405	0	%100
107	MP2B	X	- .283	- .283	0	%100
108	MP2B	Z	- .491	- .491	0	%100
109	OVP	X	- .213	- .213	0	%100
110	OVP	Z	- .369	- .369	0	%100
111	M108	X	- .212	- .212	0	%100
112	M108	Z	- .368	- .368	0	%100
113	M109	X	0	0	0	%100
114	M109	Z	0	0	0	%100
115	M110	X	- .212	- .212	0	%100
116	M110	Z	- .368	- .368	0	%100
117	M132	X	0	0	0	%100
118	M132	Z	0	0	0	%100
119	M133	X	- .244	- .244	0	%100
120	M133	Z	- .423	- .423	0	%100
121	M134	X	- .244	- .244	0	%100
122	M134	Z	- .423	- .423	0	%100

**Member Distributed Loads (BLC 81 : BLC 39 Transient Area Loads)**

	Member Label	Direction	Start Magnitude[lb/ft,F,ksf]	End Magnitude[lb/ft,F,ksf]	Start Location[in..	End Location[in...
1	M58A	Y	-1.661	-4.228	0	9.988
2	M58A	Y	-4.228	-6.902	9.988	19.976
3	M58A	Y	-6.902	-8.189	19.976	29.964
4	M58A	Y	-8.189	-6.545	29.964	39.953
5	M58A	Y	-6.545	-3.463	39.953	49.941
6	M59A	Y	-3.462	-6.573	0	9.988
7	M59A	Y	-6.573	-8.26	9.988	19.976
8	M59A	Y	-8.26	-7.044	19.976	29.964
9	M59A	Y	-7.044	-4.426	29.964	39.953
10	M59A	Y	-4.426	-1.884	39.953	49.941
11	M51B	Y	-1.879	-4.428	0	9.988
12	M51B	Y	-4.428	-7.042	9.988	19.976
13	M51B	Y	-7.042	-8.256	19.976	29.964
14	M51B	Y	-8.256	-6.578	29.964	39.953
15	M51B	Y	-6.578	-3.47	39.953	49.941
16	M52B	Y	-3.463	-6.545	0	9.988
17	M52B	Y	-6.545	-8.189	9.988	19.976
18	M52B	Y	-8.189	-6.9	19.976	29.964
19	M52B	Y	-6.9	-4.227	29.964	39.953
20	M52B	Y	-4.227	-1.665	39.953	49.941
21	M82	Y	-1.881	-4.429	0	9.988
22	M82	Y	-4.429	-7.041	9.988	19.976
23	M82	Y	-7.041	-8.256	19.976	29.964
24	M82	Y	-8.256	-6.578	29.964	39.953
25	M82	Y	-6.578	-3.469	39.953	49.941
26	M83A	Y	-3.463	-6.544	0	9.988
27	M83A	Y	-6.544	-8.189	9.988	19.976
28	M83A	Y	-8.189	-6.901	19.976	29.964
29	M83A	Y	-6.901	-4.226	29.964	39.953
30	M83A	Y	-4.226	-1.665	39.953	49.941

**Member Distributed Loads (BLC 82 : BLC 40 Transient Area Loads)**

	Member Label	Direction	Start Magnitude[lb/ft,F,ksf]	End Magnitude[lb/ft,F,ksf]	Start Location[in..	End Location[in...
1	M58A	Y	-3.169	-8.065	0	9.988
2	M58A	Y	-8.065	-13.165	9.988	19.976
3	M58A	Y	-13.165	-15.62	19.976	29.964
4	M58A	Y	-15.62	-12.484	29.964	39.953
5	M58A	Y	-12.484	-6.606	39.953	49.941
6	M59A	Y	-6.603	-12.538	0	9.988
7	M59A	Y	-12.538	-15.757	9.988	19.976
8	M59A	Y	-15.757	-13.437	19.976	29.964
9	M59A	Y	-13.437	-8.443	29.964	39.953
10	M59A	Y	-8.443	-3.595	39.953	49.941
11	M51B	Y	-3.585	-8.447	0	9.988
12	M51B	Y	-8.447	-13.432	9.988	19.976
13	M51B	Y	-13.432	-15.749	19.976	29.964
14	M51B	Y	-15.749	-12.547	29.964	39.953
15	M51B	Y	-12.547	-6.619	39.953	49.941
16	M52B	Y	-6.605	-12.484	0	9.988
17	M52B	Y	-12.484	-15.62	9.988	19.976
18	M52B	Y	-15.62	-13.161	19.976	29.964
19	M52B	Y	-13.161	-8.063	29.964	39.953
20	M52B	Y	-8.063	-3.177	39.953	49.941
21	M82	Y	-3.588	-8.449	0	9.988
22	M82	Y	-8.449	-13.432	9.988	19.976
23	M82	Y	-13.432	-15.747	19.976	29.964

**Member Distributed Loads (BLC 82 : BLC 40 Transient Area Loads) (Continued)**

	Member Label	Direction	Start Magnitude[lb/ft,F,ksf]	End Magnitude[lb/ft,F,ksf]	Start Location[in..	End Location[in...
24	M82	Y	-15.747	-12.547	29.964	39.953
25	M82	Y	-12.547	-6.618	39.953	49.941
26	M83A	Y	-6.606	-12.482	0	9.988
27	M83A	Y	-12.482	-15.621	9.988	19.976
28	M83A	Y	-15.621	-13.163	19.976	29.964
29	M83A	Y	-13.163	-8.061	29.964	39.953
30	M83A	Y	-8.061	-3.176	39.953	49.941

**Member Area Loads (BLC 39 : Structure D)**

	Joint A	Joint B	Joint C	Joint D	Direction	Distribution	Magnitude[ksf]
1	N113	N111	N89	N90	Y	Two Way	-.005
2	N7	N87B	N87C	N6	Y	Two Way	-.005
3	N141	N139	N117	N118	Y	Two Way	-.005

**Member Area Loads (BLC 40 : Structure Di)**

	Joint A	Joint B	Joint C	Joint D	Direction	Distribution	Magnitude[ksf]
1	N113	N111	N89	N90	Y	Two Way	-.01
2	N7	N87B	N87C	N6	Y	Two Way	-.01
3	N141	N139	N117	N118	Y	Two Way	-.01

**Envelope Joint Reactions**

	Joint		X [lb]	LC	Y [lb]	LC	Z [lb]	LC	MX [k-ft]	LC	MY [k-ft]	LC	MZ [k-ft]	LC
1	N3	max	771.472	10	2719.139	13	2261.385	1	5.842	1	1.218	4	.504	5
2		min	-765.921	4	127.269	7	-2423.813	7	-1.45	7	-1.194	10	-.385	11
3	N142B	max	1764.372	9	2469.246	21	1045.873	3	.819	3	1.056	12	.945	3
4		min	-1952.719	3	62.787	3	-981.81	9	-2.676	9	-1.058	6	-4.435	9
5	N145	max	1952.782	11	2458.435	17	1230.708	11	.52	11	1.103	8	4.668	5
6		min	-1770.044	5	-13.117	11	-1132.595	5	-2.535	5	-1.064	2	-1.383	11
7	Totals:	max	4144.525	10	6845.827	13	4262.565	1						
8		min	-4144.517	4	3364.822	7	-4262.545	7						

**Envelope AISC 15th(360-16): LRFD Steel Code Checks**

Memb...	Shape	Code Check	Loc[... LC	Shear ...Loc[... Dir	LC	phi*P...	phi*Pnt [...	phi*Mn ...	phi*Mn z...	Cb	Eqn
1	MP3C PIPE 2.0	.387	62.1... 12	.061 62.1...	11	17855...	32130	1.872	1.872	2.4...	H1...
2	M4 HSS4X4X4	.373	0 1	.082 0	y 15	12587...	139518	16.181	16.181	2.36	H1...
3	MP3B PIPE 2.0	.370	62.1... 2	.059 62.1...	2	17855...	32130	1.872	1.872	2.3...	H1...
4	MP3A PIPE 2.0	.370	62.1... 10	.049 47.25	9	17855...	32130	1.872	1.872	2.3...	H1...
5	MP4C PIPE 2.0	.363	62.1... 1	.101 30.6...	2	17855...	32130	1.872	1.872	2.2...	H1...
6	M132 L3X3X4	.344	0 11	.069 .164	y 12	44912...	46656	1.688	3.756	2.0...	H2...
7	M99A HSS4X4X4	.338	0 5	.093 0	y 30	12587...	139518	16.181	16.181	2.2...	H1...
8	MP4A PIPE 2.0	.337	62.1... 5	.099 30.6...	6	17855...	32130	1.872	1.872	2.3...	H1...
9	M98A HSS4X4X4	.331	0 9	.080 0	y 44	12587...	139518	16.181	16.181	2.2...	H1...
10	MP4B PIPE 2.0	.330	62.1... 9	.102 30.6...	10	17855...	32130	1.872	1.872	2.4...	H1...
11	M133 L3X3X4	.329	0 3	.066 0	y 10	44912...	46656	1.688	3.756	2.0...	H2...
12	M134 L3X3X4	.329	0 7	.067 .656	y 2	44912...	46656	1.688	3.756	2.0...	H2...
13	MP2B PIPE 2.5	.316	73.5 1	.126 73.5	9	29383...	50715	3.596	3.596	1.9...	H1...
14	MP2C PIPE 2.5	.301	73.5 5	.124 73.5	1	29383...	50715	3.596	3.596	1.9...	H1...
15	MP2A PIPE 2.5	.295	73.5 9	.125 73.5	11	29383...	50715	3.596	3.596	2.0...	H1...
16	M93 PL3/8x6	.233	2 11	.330 0	y 17	71601...	72900	.57	9.113	1.0...	H1...
17	MP5C PIPE 2.0	.229	62.1... 1	.084 62.1...	2	17855...	32130	1.872	1.872	2.2...	H1...
18	M85 PL3/8x6	.229	2 7	.341 0	y 13	71601...	72900	.57	9.113	1.0...	H1...
19	M69 PL3/8x6	.219	2 3	.326 0	y 21	71601...	72900	.57	9.113	1.03	H1...



Company :  
 Designer :  
 Job Number :  
 Model Name :

June 23, 2021  
 12:32 PM  
 Checked By: \_\_\_\_\_

**Envelope AISC 15th(360-16): LRFD Steel Code Checks (Continued)**

Memb...	Shape	Code Check	Locf...	LC	Shear...	Locf...	Dir	LC	phi*P...	phi*Pnt [...	phi*Mn...	phi*Mn z...	Cb	Egn
20	M88A	PL3/8x6	.217	2	11	.345	0	y	18	71601..	72900	.57	9.113	1.1..H1..
21	M77	PL3/8x6	.217	2	7	.353	0	y	14	71601..	72900	.57	9.113	1.1..H1..
22	MP1B	PIPE 2.0	.216	21	12	.097	21		11	17855..	32130	1.872	1.872	2.24 H1..
23	MP5A	PIPE 2.0	.214	62.1...	5	.082	62.1...		6	17855..	32130	1.872	1.872	2.2..H1..
24	M64	PL3/8x6	.213	2	3	.351	0	y	22	71601..	72900	.57	9.113	1.1..H1..
25	MP5B	PIPE 2.0	.212	62.1...	9	.084	62.1...		10	17855..	32130	1.872	1.872	2.2..H1..
26	M110	PIPE 2.5	.210	39.0...	12	.099	15.6...		11	14558..	50715	3.596	3.596	1.7..H1..
27	M92A	PL3/8x6	.201	0	5	.211	0	y	24	70677..	72900	.57	9.113	1.2..H1..
28	MP1A	PIPE 2.0	.200	21	8	.089	21		7	17855..	32130	1.872	1.872	2.2..H1..
29	M84	PL3/8x6	.199	0	1	.211	0	y	20	70677..	72900	.57	9.113	1.2..H1..
30	MP1C	PIPE 2.0	.195	21	4	.089	21		3	17855..	32130	1.872	1.872	1.7..H1..
31	M109	PIPE 2.5	.195	39.0...	4	.094	15.6...		3	14558..	50715	3.596	3.596	1.8..H1..
32	M68	PL3/8x6	.193	0	9	.210	0	y	16	70677..	72900	.57	9.113	1.2..H1..
33	M108	PIPE 2.5	.191	39.0...	8	.091	15.6...		7	14558..	50715	3.596	3.596	1.8..H1..
34	M46	PL1/2x6	.190	6.188	12	.179	6.188	y	10	66009..	97200	1.012	12.15	1.44 H1..
35	OVP	PIPE 2.0	.188	42	12	.015	42		12	26521..	32130	1.872	1.872	1.9..H1..
36	M55	PL1/2x6	.184	6.188	8	.181	6.188	y	6	66009..	97200	1.012	12.15	1.4..H1..
37	M79A	PL1/2x6	.183	6.188	5	.183	6.188	y	2	66009..	97200	1.012	12.15	1.2..H1..
38	M10	HSS4X4X4	.171	28.5	14	.059	28.5	y	13	13626..	139518	16.181	16.181	1.6..H1..
39	M43	HSS4X4X4	.171	0	24	.052	0	y	13	13626..	139518	16.181	16.181	1.6..H1..
40	M53	HSS4X4X4	.169	28.5	22	.059	28.5	y	22	13626..	139518	16.181	16.181	1.6..H1..
41	M63	PL3/8x6	.169	0	12	.176	0	y	1	70677..	72900	.57	9.113	1.3..H1..
42	M76	PL3/8x6	.168	0	4	.159	0	y	5	70677..	72900	.57	9.113	1.3..H1..
43	M77A	HSS4X4X4	.166	28.5	18	.058	28.5	y	18	13626..	139518	16.181	16.181	1.6..H1..
44	M87	PL3/8x6	.165	0	8	.161	0	y	9	70677..	72900	.57	9.113	1.3..H1..
45	M78	HSS4X4X4	.164	0	16	.051	0	y	17	13626..	139518	16.181	16.181	1.6..H1..
46	M54	HSS4X4X4	.164	0	20	.050	0	y	21	13626..	139518	16.181	16.181	1.65 H1..
47	M82A	PIPE 3.0	.149	123...	1	.069	90.6...		4	28250..	65205	5.749	5.749	1.5..H1..
48	M91B	PIPE 3.0	.146	90.6...	23	.074	90.6...		12	28250..	65205	5.749	5.749	3.2..H1..
49	M1	PIPE 3.0	.144	40.6...	10	.069	90.6...		8	28250..	65205	5.749	5.749	1.7..H1..
50	M52B	L2x2x3	.130	49.9...	12	.012	0	y	22	9823...	23392.8	.558	1.083	1.1..H2..
51	M59A	L2x2x3	.128	0	9	.012	0	y	18	9823...	23392.8	.558	1.077	1.1..H2..
52	M83A	L2x2x3	.127	0	5	.012	0	y	14	9823...	23392.8	.558	1.078	1.1..H2..
53	M51B	L2x2x3	.127	49.9...	1	.012	0	y	17	9823...	23392.8	.558	1.077	1.1..H2..
54	M82	L2x2x3	.127	49.9...	5	.012	0	y	21	9823...	23392.8	.558	1.077	1.1..H2..
55	M58A	L2x2x3	.123	0	11	.012	0	y	13	9823...	23392.8	.558	1.14	1.5 H2..
56	M91	PL1/2x6	.068	1.344	1	.098	0	y	3	96757..	97200	1.012	12.15	1.1..H1..
57	M95	PL1/2x6	.066	1.344	5	.108	1.344	y	1	96757..	97200	1.012	12.15	1.1..H1..
58	M71	PL1/2x6	.063	1.344	9	.109	0	y	47	96757..	97200	1.012	12.15	1.1..H1..
59	M80	PL1/2x6	.062	1.344	1	.137	0	y	11	96757..	97200	1.012	12.15	1.2..H1..
60	M66	PL1/2x6	.061	1.344	9	.131	0	y	7	96757..	97200	1.012	12.15	1.2..H1..
61	M90	PL1/2x6	.060	1.344	5	.128	0	y	3	96757..	97200	1.012	12.15	1.2..H1..

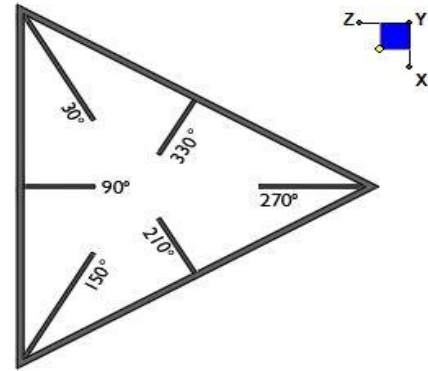




## I. Mount-to-Tower Connection Check

### RISA Model Data

Nodes (labeled per RISA)	Orientation (per graphic of typical platform)
N142B	30
N145	150
N3	270



TYPICAL PLATFORM

### Tower Connection Bolt Checks

Any moment resistance?:

Bolt Quantity per Reaction:

$d_x$  (in) (Delta X of typ. bolt config. sketch) :

$d_y$  (in) (Delta Y of typ. bolt config. sketch) :

Bolt Type:

Bolt Diameter (in):

Required Tensile Strength (kips):

Required Shear Strength (kips):

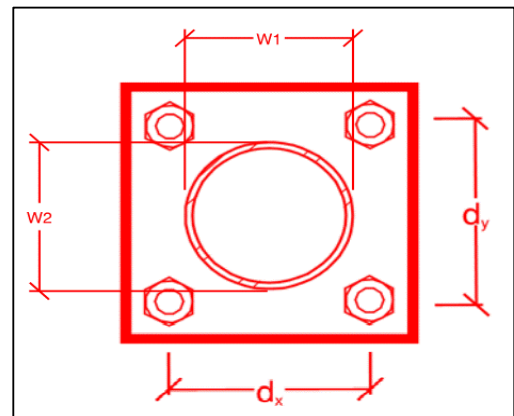
Tensile Strength / bolt (kips):

Shear Strength / bolt (kips):

Tensile Capacity Overall:

Shear Capacity Overall:

yes
4
5.5
5.5
A325N
0.625
27.8
4.5
20.7
12.4
<b>33.5%*</b>
<b>9.0%</b>



\*Note: Tension reduction not required if tension or shear capacity < 30%

### Tower Connection Plate and Weld Check

Connecting Standoff Member Shape:

Plate Width (in):

Plate Height (in):

W1 (in):

W2 (in):

Fy (ksi, plate):

$t_{plate}$  (in):

Weld Size (1/16 in):

$\Phi * R_n$  (kip/in):

Required Weld Strength (kip/in):

Plate Bending Capacity:

Weld Capacity:

Rect
8
8
4
4
36
0.75
6
8.35
3.43
<b>28.8%</b>
<b>41.1%</b>

### Max Plate Bending Strengths

$M_{u_{xx}}$ (kip-in) :	10.4
$\Phi * M_{n_{xx}}$ (kip-in) :	36.5
$M_{u_{yy}}$ (kip-in) :	0.1
$\Phi * M_{n_{yy}}$ (kip-in) :	36.5

# Mount Desktop – Post Modification Inspection (PMI) Report Requirements

## Documents & Photos Required from Contractor – Mount Modification

---

**Purpose** – to provide Maser Consulting Connecticut the proper documentation in order to complete the required Mount Desktop review of the Post Modification Inspection Report.

- Contractor is responsible for making certain the photos provided as noted below provide confirmation that the modification was completed in accordance with the modification drawings.
- Contractor shall relay any data that can impact the performance of the mount or the mount modification, this includes safety issues.

### **Base Requirements:**

- Any special photos outside of the standard requirements will be indicated on the drawings
- Provide “as built drawings” showing contractor’s name, preparer’s signature, and date. Any deviations from the drawings (proposed modification) must be shown.
- Notation that all hardware was properly installed, and the existing hardware was inspected for any issues.
- Verification that loading is as communicated in the modification drawings. NOTE If loading is different than what is conveyed in the modification drawing contact Maser Consulting Connecticut immediately.
- Each photo should be time and date stamped
- Photos should be high resolution and submitted in a Zip File and should be organized in the file structure as depicted in Schedule A attached.
- Contractor shall ensure that the safety climb wire rope is supported and not adversely impacted by the install of the modification components. This may involve the install of wire rope guides, or other items to protect the wire rope.
- The photos in the file structure should be uploaded to <https://pmi.vzwsmart.com> as depicted on the drawings

### **Photo Requirements:**

- Base and “During Installation Photos”
  - Base pictures include
    - Photo of Gate Signs showing the tower owner, site name, and number
    - Photo of carrier shelter showing the carrier site name and number if available
    - Photos of the galvanizing compound and/or paint used (if applicable), clearly showing the label and name
  - “During Installation Photos if provided - must be placed only in this folder
- Photos taken at ground level
  - Overall tower structure before and after installation of the modifications
  - Photos of the appropriate mount before and after installation of the modifications; if the mounts are at different rad elevations, pictures must be provided for all elevations that the modifications were installed

- Photos taken at Mount Elevation
  - Photos showing each individual sector before and also after installation of modifications. Each entire sector must be in one photo to show in the inter-connection of members.
    - These photos should also certify that the placement and geometry of the equipment on the mount is as depicted on the sketch and table in the mount analysis
  - Close-up photos of each installed modification per the modification drawings; pictures should also include connection hardware (U-bolts, bolts, nuts, all-threaded rods, etc.)
  - Photos showing the measurements of the installed modification member sizes (i.e. lengths, widths, depths, diameters, thicknesses)
  - Photos showing the elevation or distances of the installed modifications from the appropriate reference locations shown in the modification drawings
  - Photos showing the installed modifications onto the tower with tape drop measurements (if applicable) (i.e. ring/collar mounts, tie-backs, V-bracing kits, etc.); if the existing mount elevation needs to be changed according to the modification drawings, a tape drop measurement shall be provided before the elevation change
  - Photos showing the safety climb wire rope above and below the mount prior to modification.
  - Photos showing the climbing facility and safety climb if present.

**Material Certification:**

- Materials utilized must be as per specification on the drawings or the equivalent as validated by Maser Consulting Connecticut.
  - If the drawings are as specified on the drawings
    - The contractor should provide the packing list or the materials utilized to perform the mount modification
  - If an equivalent is utilized
    - It is required that the Maser Consulting Connecticut certification of such is included in the contractor submission package. There may be an additional charge for this certification if the equivalent submission doesn't meet specifications as prescribed in the drawings.
- The contractor must certify that the materials meet these specifications by one of these methods.

The Material utilized was as specified on the Maser Consulting Connecticut Mount Modification Drawings and included in the Material certification folder is a packing list or invoice for these materials


















The material utilized was an "equivalent" and included as part of the contractor submission is the Maser Consulting Connecticut certification, invoices, or specifications validating accepted status

Certifying Individual: Company \_\_\_\_\_

Name \_\_\_\_\_



## Schedule A – Photo & Document File Structure

-  VzW Site Number / Name
  -  Base & “During Installation” Photos
  -  Pre-Installation Photos
    -  Alpha
    -  Beta
    -  Gamma
    -  Ground Level
    -  Tape Drop
  -  Post-Installation Photos
    -  Alpha
    -  Beta
    -  Gamma
    -  Ground Level
    -  Tape Drop
    -  Photos of climbing facility and safety climb – If Present
-  Certifications – Submission of this document including certifications
-  Specific Required Additional Photos

Sector: **A**  
 Structure Type: Monopole  
 Mount Elev: 107.60

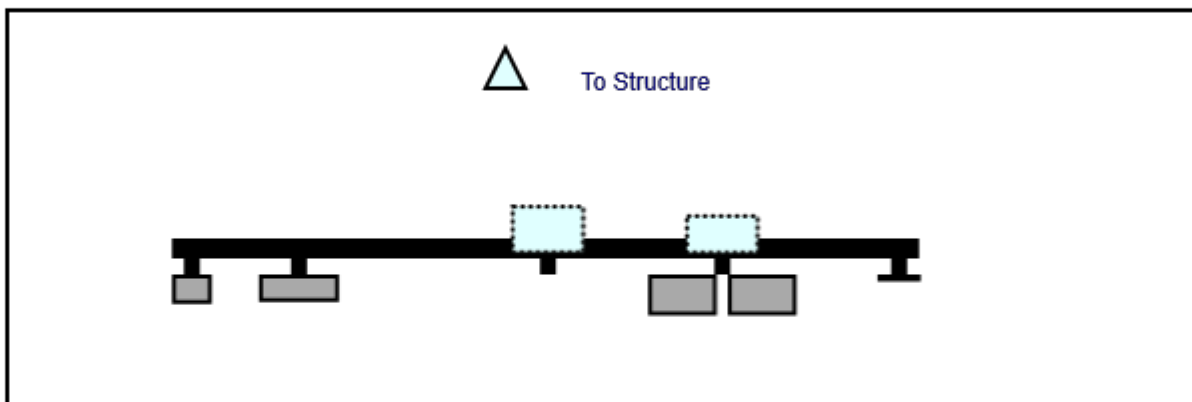
10074888

6/23/2021

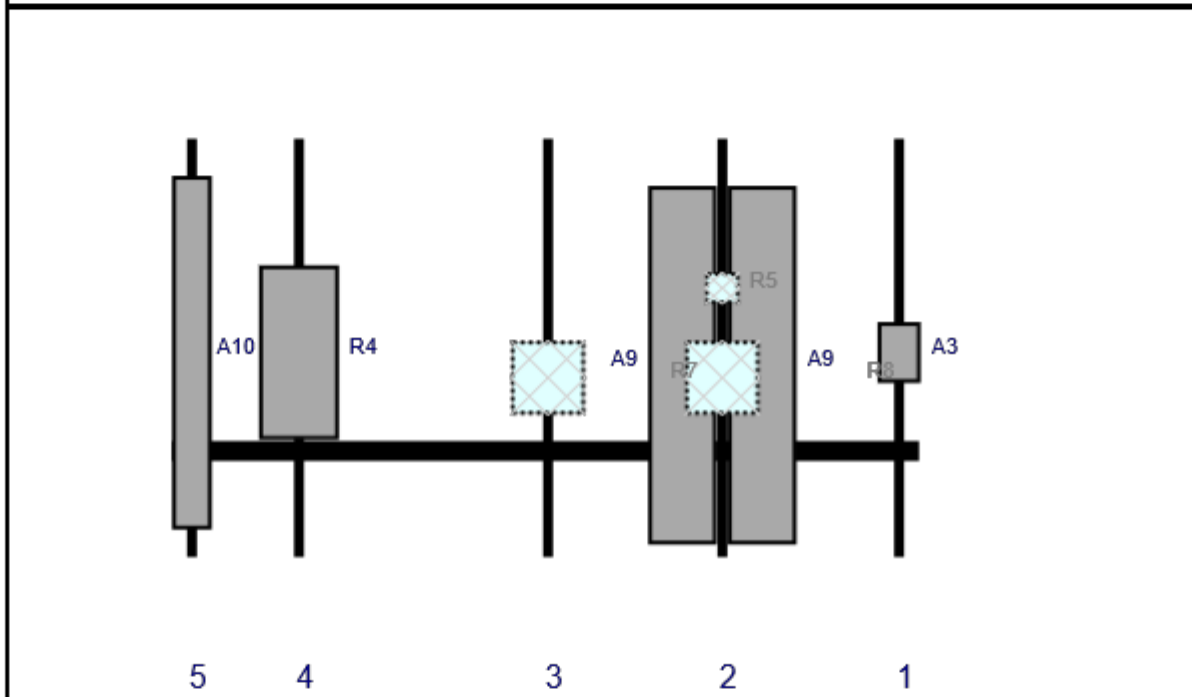
Page: 1



Plan View



Front View  
Looking at Structure



Ref#	Model	Height (in)	Width (in)	H Dist Frm L.	Pipe #	Pipe Pos V	Ant Pos	C. Ant Frm T.	Ant H Off	Status	Validation
A3	XXDWMM-12.5-65-8T-CBRS	12.3	8.7	146	1	a	Front	42.96	0	Added	
A9	JAHH-65B-R3B	72	13.8	110.5	2	a	Front	45.48	8	Retained	04/16/2021
A9	JAHH-65B-R3B	72	13.8	110.5	2	b	Front	45.48	-8	Retained	04/16/2021
R5	CBC78T-DS-43-2X	6.4	6.9	110.5	2	a	Behind	30	0	Added	
R8	B5/B13 RRH-BR04C (RFV01U-D2A)	15	15	110.5	2	a	Behind	48	0	Added	
R7	B2/B66A RRH-BR049 (RFV01U-D1A)	15	15	75.5	3	a	Behind	48	0	Added	
R4	MT6407-77A	35.1	16.1	25.5	4	a	Front	42.96	0	Added	
A10	BXA-70080-6CF	71	8	4	5	a	Front	42.96	0	Retained	04/16/2021

Sector: **B**  
 Structure Type: Monopole  
 Mount Elev: 107.60

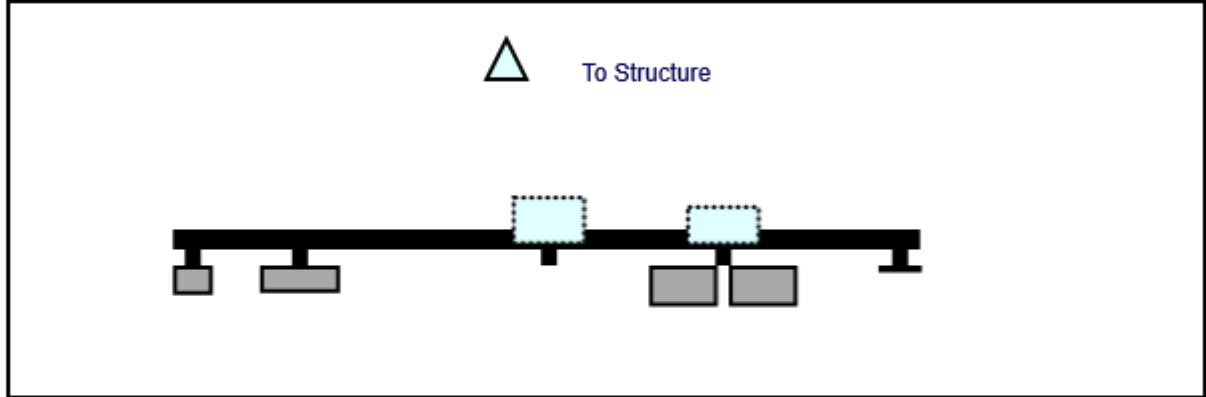
10074888

6/23/2021

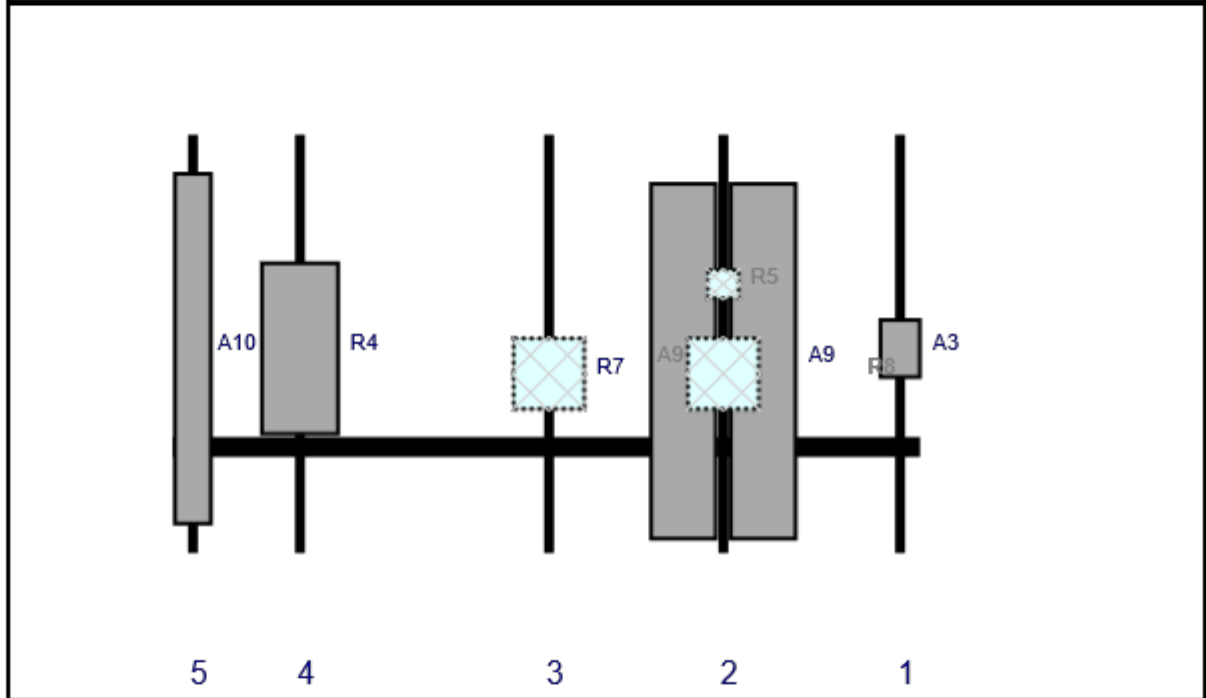
Page: 2



Plan View



Front View  
Looking at Structure



Ref#	Model	Height (in)	Width (in)	H Dist Frm L.	Pipe #	Pipe Pos V	Ant Pos	C. Ant Frm T.	Ant H Off	Status	Validation
R7	B2/B66A RRR-BR049 (RFV01U-D1A)	15	15	75.5	3	a	Behind	48	0	Added	
A3	XXDWMM-12.5-65-8T-CBRS	12.3	8.7	146	1	a	Front	42.96	0	Added	
A9	JAHH-65B-R3B	72	13.8	110.5	2	a	Front	45.48	8	Retained	04/16/2021
A9	JAHH-65B-R3B	72	13.8	110.5	2	b	Front	45.48	-8	Retained	04/16/2021
R5	CBC78T-DS-43-2X	6.4	6.9	110.5	2	a	Behind	30	0	Added	
R8	B5/B13 RRR-BR04C (RFV01U-D2A)	15	15	110.5	2	a	Behind	48	0	Added	
R4	MT6407-77A	35.1	16.1	25.5	4	a	Front	42.96	0	Added	
A10	BXA-70080-6CF	71	8	4	5	a	Front	42.96	0	Retained	04/16/2021

Sector: C  
 Structure Type: Monopole  
 Mount Elev: 107.60

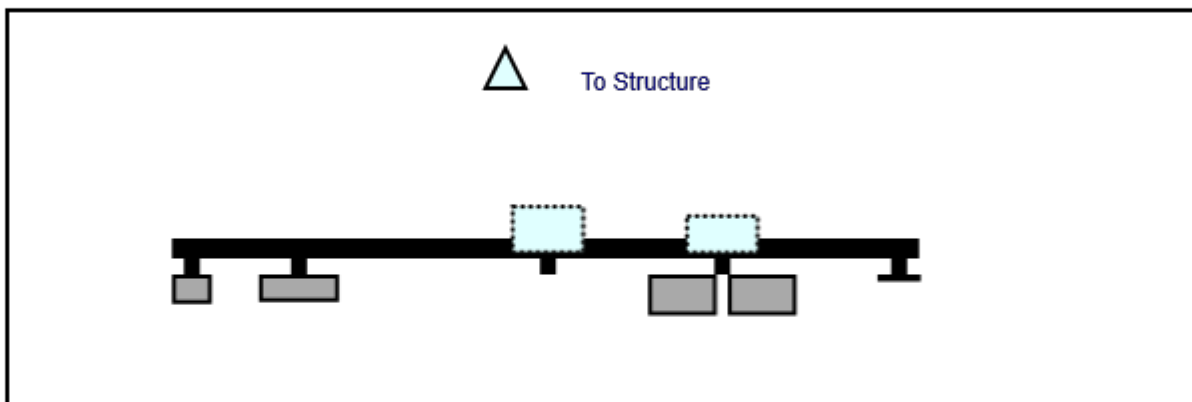
10074888

6/23/2021

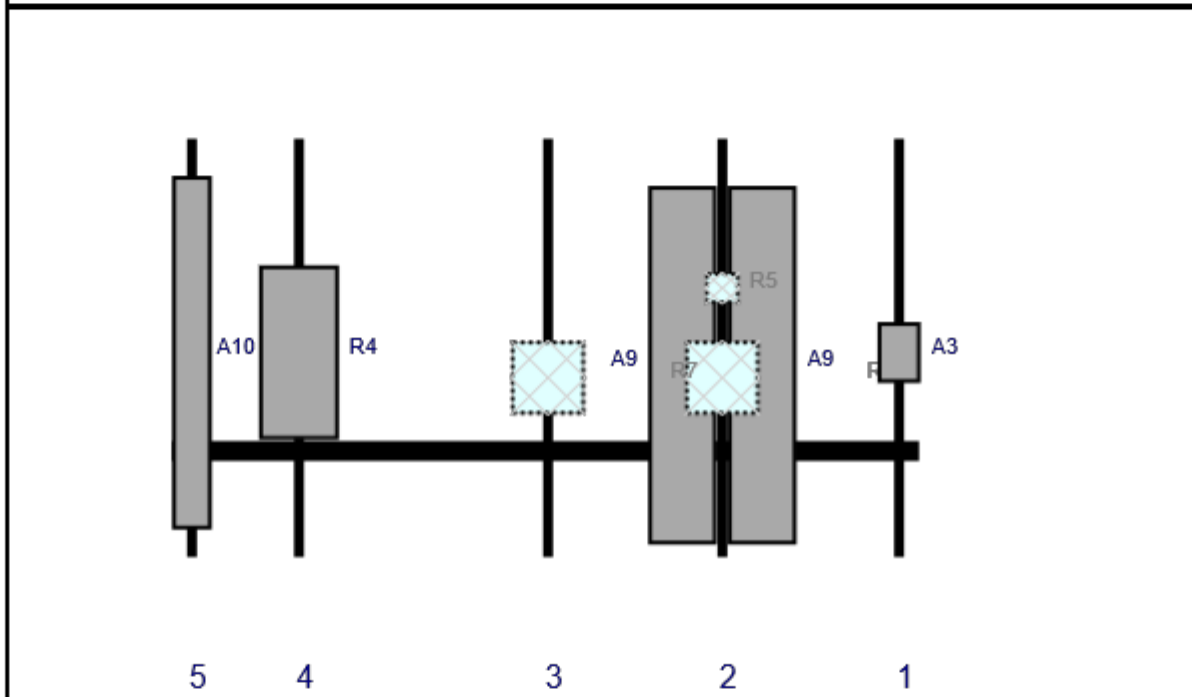


Page: 3

Plan View



Front View  
 Looking at Structure



Ref#	Model	Height (in)	Width (in)	H Dist Frm L.	Pipe #	Pipe Pos V	Ant Pos	C. Ant Frm T.	Ant H Off	Status	Validation
A9	JAHH-65B-R3B	72	13.8	110.5	2	a	Front	45.48	8	Retained	04/16/2021
A9	JAHH-65B-R3B	72	13.8	110.5	2	b	Front	45.48	-8	Retained	04/16/2021
R5	CBC78T-DS-43-2X	6.4	6.9	110.5	2	a	Behind	30	0	Added	
R8	B5/B13 RRH-BR04C (RFV01U-D2A)	15	15	110.5	2	a	Behind	48	0	Added	
R7	B2/B66A RRH-BR049 (RFV01U-D1A)	15	15	75.5	3	a	Behind	48	0	Added	
R4	MT6407-77A	35.1	16.1	25.5	4	a	Front	42.96	0	Added	
A10	BXA-70080-6CF	71	8	4	5	a	Front	42.96	0	Retained	04/16/2021
A3	XXDWMM-12.5-65-8T-CBRS	12.3	8.7	146	1	a	Front	42.96	0	Added	



**Subject:** TIA-222-H Usage

**Site Information**

Site ID: 468226-VZW / WESTPORT 2 CT  
Site Name: WESTPORT 2 CT  
Carrier Name: Verizon Wireless  
Address: 180 Bayberry Lane  
Westport, Connecticut 06880  
Fairfield County  
Latitude: 41.171667°  
Longitude: -73.328472°

**Structure Information**

Tower Type: Monopole  
Mount Type: 12.50-Ft Platform

To Whom It May Concern,

We respectfully submit the above referenced Antenna Mount Structural Analysis report in conformance with ANSI/TIA-222-H, Structural Standard for Antenna Supporting Structures and Antennas and Small Wind Turbine Support Structures.

The 2015 International Building Code states that, in Section 3108, telecommunication towers shall be designed and constructed in accordance with the provisions of TIA-222. The TIA-222-H is the latest revision of the TIA-222 Standard, effective as of January 01, 2018.

As with all ANSI standards and engineering best practice is to apply the most current revision of the standard. This ensures the engineer is applying all updates. As an example, the TIA-222-H standard includes updates to bring it in line with the latest AISC and ACI standards and it also incorporates the latest wind speed map by ASCE 7 based on updated studies of the wind data.

The TIA-222-H standard clarifies these specific requirements for the antenna mount analysis such as modeling method, seismic analysis, 30-degree increment wind direction and maintenance loading. Therefore, it is our opinion that TIA-222-H is the most appropriate standard for antenna mount structural analysis and is acceptable for use at this site to ensure the engineer is taking into account the most current engineering standard available.

Sincerely,

Justin Linette, PE  
Sr. Technical Manager

**PROJECT NOTES**

1. SEE MODIFICATION NOTES
2. THE CONTRACTOR SHALL COMPLY WITH ALL APPLICABLE CODES, ORDINANCES, LAWS AND REGULATIONS OF ALL MUNICIPALITIES, UTILITY COMPANIES OR OTHER PUBLIC/GOVERNING AUTHORITIES.
3. THE CONTRACTOR SHALL BE RESPONSIBLE FOR OBTAINING ALL PERMITS AND INSPECTIONS THAT MAY BE REQUIRED BY ANY FEDERAL, STATE, COUNTY OR MUNICIPAL AUTHORITIES.
4. THE CONTRACTOR SHALL NOTIFY THE CONSTRUCTION MANAGER, IN WRITING, OF ANY CONFLICTS, ERRORS OR OMISSIONS PRIOR TO THE SUBMISSION OF BIDS OR PERFORMANCE OF WORK.
5. THE CONTRACTOR SHALL BE RESPONSIBLE FOR PROTECTING ALL EXISTING SITE IMPROVEMENTS PRIOR TO COMMENCING CONSTRUCTION. THE CONTRACTOR SHALL REPAIR ANY DAMAGE AS A RESULT OF CONSTRUCTION OF THIS FACILITY AT THE CONTRACTOR'S EXPENSE TO THE SATISFACTION OF THE OWNER.
6. THE SCOPE OF WORK FOR THIS PROJECT SHALL INCLUDE PROVIDING ALL MATERIALS, EQUIPMENT AND LABOR REQUIRED TO COMPLETE THIS PROJECT. ALL EQUIPMENT SHALL BE INSTALLED IN ACCORDANCE WITH MANUFACTURER'S RECOMMENDATIONS.
7. THE CONTRACTOR SHALL VISIT THE PROJECT SITE PRIOR TO SUBMITTING THE BID TO VERIFY THAT THE PROJECT CAN BE CONSTRUCTED IN ACCORDANCE WITH THE CONTRACT DOCUMENTS AND CONSTRUCTION DRAWINGS.
8. THE CONTRACTOR SHALL VERIFY ALL EXISTING DIMENSIONS AND CONDITIONS PRIOR TO COMMENCING ANY WORK. ALL DIMENSIONS OF EXISTING CONSTRUCTION SHOWN ON THESE DRAWINGS MUST BE VERIFIED. THE CONTRACTOR SHALL NOTIFY THE CONSTRUCTION MANAGER OF ANY DISCREPANCIES PRIOR TO ORDERING MATERIAL OR PROCEEDING WITH CONSTRUCTION.
9. SINCE THE CELL SITE MAY BE ACTIVE, ALL SAFETY PRECAUTIONS MUST BE TAKEN WHEN WORKING AROUND HIGH LEVELS OF ELECTROMAGNETIC RADIATION. EQUIPMENT SHOULD BE SHUTDOWN PRIOR TO PERFORMING ANY WORK THAT COULD EXPOSE THE WORKERS TO DANGER. PERSONAL RF EXPOSURE MONITORS ARE REQUIRED TO BE WORN TO ALERT OF ANY POTENTIALLY DANGEROUS EXPOSURE LEVELS.
10. NO NOISE, SMOKE, DUST OR ODOR WILL RESULT FROM THIS FACILITY AS TO CAUSE A NUISANCE.
11. THE FACILITY IS UNMANNED AND NOT FOR HUMAN HABITATION (NO HANDICAP ACCESS IS REQUIRED).



**MOUNT MODIFICATION DRAWINGS  
EXISTING 12.50' PLATFORM**

**SITE NAME: WESTPORT 2 CT  
SITE NUMBER: 468226**

**180 BAYBERRY LANE  
WESTPORT, CT 06880  
FAIRFIELD COUNTY**

PROJECT INFORMATION	
<b>SITE INFORMATION</b>	
LATITUDE:	41.171667° N
LONGITUDE:	73.328472° W
JURISDICTION:	FAIRFIELD COUNTY
<b>APPLICANT/LESSEE</b>	
COMPANY:	VERIZON WIRELESS
<b>CLIENT REPRESENTATIVE</b>	
COMPANY:	VERIZON WIRELESS
ADDRESS:	118 FLANDERS ROAD, THIRD FLOOR
CITY, STATE, ZIP:	WESTBOROUGH, MA 01581
CONTACT:	ANDREW CANDIELLO
EMAIL:	ANDREW.CANDIELLO@VERIZONWIRELESS.COM
<b>PROJECT MANAGER</b>	
COMPANY:	MASER CONSULTING CONNECTICUT
CONTACT:	PETER ALBANO
PHONE:	856-797-0412
E-MAIL:	PETER.ALBANO@COLLIERSENGINEERING.COM

SHEET INDEX	
SHEET	DESCRIPTION
T-1	TITLE SHEET
S-1	BILL OF MATERIALS
S-2	MODIFICATION NOTES
S-3	MODIFICATION NOTES
S-4	MODIFICATION DETAILS
S-5	MODIFICATION DETAILS
S-6	MOUNT PHOTOS
	SPECIFICATION SHEETS

CONTRACTOR PMI REQUIREMENTS	
PMI LOCATION:	HTTPS://PMI.VZWSMART.COM
SMART TOOL PROJECT #:	10074888
VZW LOCATION CODE (PSLC):	468226
FUZE ID:	15597861
PMI REQUIREMENTS EMBEDDED WITHIN MOUNT MODIFICATION REPORT	

REFERENCED DOCUMENTS	
FAILING MOUNT ANALYSIS REPORT	
SMART TOOL PROJECT #:	10050549
MASER CONSULTING CONNECTICUT PROJECT #:	21777521A
ANALYSIS DATE:	6/3/2021

WILL BE KNOWN AS COLLIER ENGINEERING & DESIGN IN 2021  
Customer Loyalty through Client Satisfaction  
www.maserconsulting.com

Office Locations:

- NEW JERSEY
- NEW MEXICO
- NEW YORK
- MARYLAND
- PENNSYLVANIA
- GEORGIA
- VIRGINIA
- TEXAS
- FLORIDA
- TENNESSEE
- NORTH CAROLINA
- COLORADO
- SOUTH CAROLINA

Copyright © 2021 Maser Consulting. All Rights Reserved. This drawing and all the information contained herein is authorized for use only by the party for whom the services were contracted or to whom it is certified. This drawing may not be copied, reused, disclosed, distributed or relied upon for any other purpose without the express written consent of Maser Consulting.



**811 PROTECT YOURSELF**

ALL STATES REQUIRE NOTIFICATION OF EXCAVATORS, DESIGNERS, OR ANY PERSON PREPARING TO DISTURB THE EARTH'S SURFACE ANYWHERE IN ANY STATE

Know what's below.  
Call before you dig.

FOR STATE SPECIFIC DIRECT PHONE NUMBERS VISIT:  
WWW.CALL811.COM

SCALE:	AS SHOWN	JOB NUMBER:	21777521A	
REV	DATE	DESCRIPTION	DRAWN BY	CHECKED BY
0	6/23/2021	ISSUED FOR CONSTRUCTION	CDH	JPL

Justin Linette  
CONNECTICUT PROFESSIONAL ENGINEER  
LICENSE NUMBER: PEN.0031965 (31965)  
MASER CONSULTING CONNECTICUT  
C.T. C.O.A.#: JPC.0000131

Digitally signed by Justin P. Linette  
Date: 2021.06.24 13:51:53 -0400'

IT IS A VIOLATION OF LAW FOR ANY PERSON, UNLESS THEY ARE ACTING UNDER THE DIRECTION OF THE RESPONSIBLE LICENSED PROFESSIONAL ENGINEER, TO ALTER THIS DOCUMENT.

**SITE NAME:**

**WESTPORT 2 CT  
468226**

**180 BAYBERRY LANE  
WESTPORT, CT 06880  
FAIRFIELD COUNTY**

MT. LAUREL OFFICE  
2000 Piedmont Drive  
Suite 100  
Mount Laurel, NJ 08054

Phone: 856.797.0412  
Fax: 856.722.1120

SHEET TITLE:  
**TITLE SHEET**

SHEET NUMBER:  
**T-1**

**COPYRIGHT ©2021  
MASER CONSULTING CONNECTICUT  
ALL RIGHTS RESERVED**

THIS DRAWING AND ALL THE INFORMATION CONTAINED HEREIN IS AUTHORIZED FOR USE ONLY BY THE PARTY FOR WHOM THE WORK WAS CONTRACTED OR TO WHOM IT IS CERTIFIED. THIS DRAWING MAY NOT BE COPIED, REUSED, DISCLOSED, DISTRIBUTED OR RELIED UPON FOR ANY OTHER PURPOSE WITHOUT THE EXPRESS WRITTEN CONSENT OF MASER CONSULTING CONNECTICUT

# BILL OF MATERIALS

VZWSMART KITS				
QUANTITY	MANUFACTURER	PART NUMBER	DESCRIPTION	NOTES
1	VZWSMART	VZWSMART-PLK1	SUPPORT RAIL KIT	CONTRACTOR TO VERIFY THE LENGTH REQUIRED AND TRIM AS NECESSARY IN ACCORDANCE WITH THE 'STRUCTURAL STEEL' NOTES ON SHEET S-2
3		VZWSMART-MSK1	CROSSOVER PLATE	

OTHER REQUIRED PARTS				
QUANTITY	MANUFACTURER	PART NUMBER	DESCRIPTION	NOTES
9	-	-	36" LONG 5/8" THREADED ROD	GALVANIZED.
1	-	-	48" LONG, P2.0 STD	GALVANIZED
1	SITE PRO 1	SQCX4-K	CROSSOVER PLATE KIT W/ SQUARE U-BOLTS AND STD. U-BOLTS	OR EOR APPROVED EQUAL, CONTACT MASER CONSULTING FOR APPROVAL OF SUBSTITUTION

**NOTE: ALL MATERIALS REQUIRED FOR THE DESIGNED MODIFICATIONS BUT NOT LISTED IN THIS SHEET ARE ASSUMED TO BE PROVIDED BY THE CONTRACTOR**

VZWSMART KITS - APPROVED VENDORS	
<b>COMMSCOPE</b>	
CONTACT	SALVADOR ANGUIANO
PHONE	(817) 304-7492
EMAIL	SALVADOR.ANGUIANO@COMMSCOPE.COM
WEBSITE	WWW.COMMSCOPE.COM
<b>METROSITE FABRICATORS, LLC</b>	
CONTACT	KENT RAMEY
PHONE	(706) 335-7045 (O), (706) 982-9788 (M)
EMAIL	KENT@METROSITELLC.COM
WEBSITE	METROSITEFABRICATORS.COM
<b>PERFECTVISION</b>	
CONTACT	WIRELESS SALES
PHONE	(844) 887-6723
EMAIL	WWW.PERFECT-VISION.COM
WEBSITE	WIRELESSSALES@PERFECT-VISION.COM
<b>SABRE INDUSTRIES, INC.</b>	
CONTACT	ANGIE WELCH
PHONE	(866) 428-6937
EMAIL	AKWELCH@SABREINDUSTRIES.COM
WEBSITE	WWW.SABRESITESOLUTIONS.COM
<b>SITE PRO 1</b>	
CONTACT	PAULA BOSWELL
PHONE	(972) 236-9843
EMAIL	PAULA.BOSWELL@VALMONT.COM
WEBSITE	WWW.SITEPRO1.COM

NOTE: WHEN SPECIFIED, VZWSMART KITS SHALL BE REQUIRED AND WILL BE VERIFIED DURING THE DESKTOP PMI




WILL BE KNOWN AS COLLIER ENGINEERING & DESIGN IN 2021  
Customer Loyalty through Client Satisfaction  
www.maserconsulting.com

Office Locations:

- NEW JERSEY
- NEW MEXICO
- NEW YORK
- MARYLAND
- PENNSYLVANIA
- GEORGIA
- VIRGINIA
- TEXAS
- FLORIDA
- TENNESSEE
- NORTH CAROLINA
- COLORADO
- SOUTH CAROLINA

Copyright © 2021 Maser Consulting. All Rights Reserved. This drawing and all the information contained herein is authorized for use only by the party for whom the services were contracted or to whom it is certified. This drawing may not be copied, revised, disclosed, distributed or relied upon for any other purpose without the express written consent of Maser Consulting.




**PROTECT YOURSELF**  
ALL STATES REQUIRE NOTIFICATION OF EXCAVATIONS, DESIGNERS, OR ANY PERSON PREPARING TO DISTURB THE EARTH'S SURFACE ANYWHERE IN ANY STATE

Know what's below.  
Call before you dig.

FOR STATE SPECIFIC DIRECT PHONE NUMBERS VISIT:  
WWW.CALL811.COM

SCALE: AS SHOWN      JOB NUMBER: 2177521A

REV	DATE	DESCRIPTION	DRAWN BY	CHECKED BY
0	6/23/2021	ISSUED FOR CONSTRUCTION	CDH	JPL



Justin P. Linette  
CONNECTICUT PROFESSIONAL ENGINEER  
LICENSE NUMBER: PEN.0031965 (31965)  
MASER CONSULTING CONNECTICUT  
C.T. C.O.A.#: JPC.0000131


Digitally signed by Justin P. Linette  
Date: 2021.06.24 13:52:39-04'00'

IT IS A VIOLATION OF LAW FOR ANY PERSON, UNLESS THEY ARE ACTING UNDER THE DIRECTION OF THE RESPONSIBLE LICENSED PROFESSIONAL ENGINEER, TO ALTER THIS DOCUMENT.

**SITE NAME:**

WESTPORT 2 CT  
468226

180 BAYBERRY LANE  
WESTPORT, CT 06880  
FAIRFIELD COUNTY



**MT. LAUREL OFFICE**  
2000 Millstone Drive  
Suite 100  
Mount Laurel, NJ 08054

Phone: 856.797.0412  
Fax: 856.722.1120

SHEET TITLE:  
**BILL OF MATERIALS**

SHEET NUMBER:  
**S-1**

**GENERAL NOTES**

- THESE MODIFICATIONS HAVE BEEN DESIGNED IN ACCORDANCE WITH THE GOVERNING PROVISIONS OF THE TELECOMMUNICATIONS INDUSTRY STANDARD TIA-222-H. MATERIALS AND SERVICES PROVIDED BY THE CONTRACTOR SHALL CONFORM TO THE ABOVE MENTIONED CODES.
- CONTRACTOR SHALL TAKE ALL PRECAUTIONS NECESSARY TO PREVENT DAMAGE TO EXISTING STRUCTURES. ANY DAMAGE TO EXISTING STRUCTURES AS A RESULT OF THE CONTRACTOR'S WORK OR FROM DAMAGE DUE TO OTHER CAUSES SHALL BE REPAIRED AT THE CONTRACTOR'S EXPENSE TO THE SATISFACTION OF THE OWNER.
- CONTRACTOR SHALL VERIFY ALL DIMENSIONS AND EXISTING CONDITIONS BEFORE BEGINNING WORK, ORDERING MATERIAL, AND PREPARING OF SHOP DRAWINGS. ANY DISCREPANCIES BETWEEN FIELD CONDITIONS AND THE CONTRACT DOCUMENTS SHALL BE BROUGHT TO THE IMMEDIATE ATTENTION OF THE ENGINEER. IF THE CONTRACTOR DISCOVERS ANY EXISTING CONDITIONS THAT ARE NOT REPRESENTED ON THESE DRAWINGS, OR ANY CONDITIONS THAT WOULD INTERFERE WITH THE INSTALLATION OF THE MODIFICATIONS, NOTIFY THE ENGINEER IMMEDIATELY.
- IT IS ASSUMED THAT ANY STRUCTURAL MODIFICATION WORK SPECIFIED ON THESE PLANS WILL BE ACCOMPLISHED BY KNOWLEDGEABLE WORKMEN WITH TOWER CONSTRUCTION EXPERIENCE.
- THE CONTRACTOR SHALL SUPERVISE AND DIRECT THE WORK AND SHALL BE SOLELY RESPONSIBLE FOR ALL CONSTRUCTION METHODS, MEANS, TECHNIQUES, SEQUENCES, AND PROCEDURES.
- ALL CONSTRUCTION MEANS AND METHODS; INCLUDING BUT NOT LIMITED TO, ERECTION PLANS, RIGGING PLANS, CLIMBING PLANS, AND RESCUE PLANS SHALL BE THE RESPONSIBILITY OF THE GENERAL CONTRACTOR RESPONSIBLE FOR THE EXECUTION OF THE WORK CONTAINED HEREIN AND SHALL MEET ANSITIA-322 (LATEST EDITION), OSHA, AND GENERAL INDUSTRY STANDARDS. ALL RIGGING PLANS SHALL ADHERE TO ANSITIA-322 (LATEST EDITION) INCLUDING THE REQUIRED INVOLVEMENT OF A QUALIFIED ENGINEER FOR CLASS IV CONSTRUCTION.
- THE CONTRACTOR IS SOLELY RESPONSIBLE FOR INITIATING, MAINTAINING, AND SUPERVISING ALL SAFETY PROGRAMS IN ACCORDANCE WITH APPLICABLE SAFETY CODES.
- WORK SHALL ONLY BE PERFORMED DURING CALM DRY DAYS (WINDS LESS THAN 30-MPH). THE STRUCTURE SHOWN ON THE DRAWINGS IS STRUCTURALLY SOUND ONLY IN THE COMPLETED FORM. THE CONTRACTOR SHALL BE RESPONSIBLE FOR THE STRENGTH AND STABILITY OF THE STRUCTURE DURING ERECTION. CONTRACTOR SHALL PROVIDE TEMPORARY SUPPORT, SHORING, BRACING AND ANY OTHER STRUCTURAL SYSTEMS AS REQUIRED TO RESIST ALL FORCES THAT MAY OCCUR DURING HANDLING AND ERECTION UNTIL THE STRUCTURE IS FULLY COMPLETED. TEMPORARY SUPPORTS, BRACING AND OTHER STRUCTURAL SYSTEMS REQUIRED DURING CONSTRUCTION SHALL REMAIN THE CONTRACTOR'S PROPERTY AFTER THEIR USE.
- ALL INSTALLATIONS PERFORMED ON THIS STRUCTURE SHALL BE COMPLETED IN ACCORDANCE WITH THE GOVERNING PROVISIONS OF THE STANDARD FOR INSTALLATION, ALTERATION AND MAINTENANCE OF ANTENNA SUPPORTING STRUCTURES AND ANTENNAS, ANSITIA-322.
- CONTRACTOR SHALL SECURE SITE BACK TO EXISTING CONDITION UNDER SUPERVISION OF OWNER. ALL FENCE, STONE, GEOFABRIC, GROUNDING, AND SURROUNDING GRADE SHALL BE REPLACED AND REPAIRED AS REQUIRED TO ACHIEVE OWNER APPROVAL. POSITIVE DRAINAGE AWAY FROM TOWER SITE SHALL BE MAINTAINED.
- CONNECTIONS BETWEEN ITEMS SUPPORTED BY THE STRUCTURE AND THE STRUCTURE NOT SPECIFICALLY DETAILED IN THE CONTRACT DOCUMENTS ARE THE RESPONSIBILITY OF THE CONTRACTOR. SUCH CONNECTIONS SHALL BE DESIGNED, COORDINATED AND INSPECTED BY A PROFESSIONAL STRUCTURAL ENGINEER LICENSED IN THE STATE OF THE PROJECT. SUBMIT SIGNED AND SEALED CALCULATIONS DURING SHOP DRAWING REVIEW.
- DO NOT SCALE DRAWINGS.
- DO NOT USE THESE DRAWINGS FOR ANY OTHER SITE.
- ALL MATERIAL UTILIZED FOR THIS PROJECT MUST BE NEW AND FREE OF ANY DEFECTS. ANY MATERIAL SUBSTITUTIONS, INCLUDING BUT NOT LIMITED TO ALTERED SIZE AND/OR STRENGTHS, MUST BE APPROVED BY THE OWNER AND ENGINEER IN WRITING.
- THE MOUNT UNDER NO CIRCUMSTANCES SHOULD BE USED AS A TIE OFF POINT.

**DESIGN LOADS**

- WIND LOADS
- BASIC WIND SPEED (3 SECOND GUST), V = 118 MPH
  - EXPOSURE CATEGORY B
  - TOPOGRAPHIC CATEGORY 1
  - MEAN BASE ELEVATION (AMSL) = 249'

- ICE LOADS
- ICE WIND SPEED (3 SECOND GUST), V = 50 MPH
  - ICE THICKNESS = 1.00 IN

- SEISMIC LOADS
- SEISMIC DESIGN CATEGORY B
  - SHORT TERM MCER GROUND MOTION, S<sub>s</sub> = .227
  - LONG TERM MCER GROUND MOTION, S<sub>l</sub> = .056

**STRUCTURAL STEEL**

- DESIGN, DETAILING, FABRICATION AND ERECTION OF STRUCTURAL STEEL SHALL CONFORM TO THE FOLLOWING PUBLICATIONS EXCEPT AS SPECIFICALLY INDICATED IN THE CONTRACT DOCUMENTS.
  - AMERICAN INSTITUTE OF STEEL CONSTRUCTION (AISC) MANUAL OF STEEL CONSTRUCTION (15TH EDITION)
  - SPECIFICATION FOR STRUCTURAL JOINTS USING ASTM A325 OR A490 BOLTS
  - AISC CODE OF STANDARD PRACTICE
- STRUCTURAL STEEL SHALL CONFORM TO THE FOLLOWING UNLESS OTHERWISE SHOWN:

CHANNELS, ANGLES, PLATES, ETC.	ASTM A36 (GR 36)
STEEL PIPE	ASTM A53 (GR 35)
BOLTS	ASTM A325
NUTS	ASTM A563
LOCK WASHERS	LOCKING STRUCTURAL GRADE

- ALL SUBSTITUTIONS PROPOSED BY THE CONTRACTOR SHALL BE APPROVED IN WRITING BY THE ENGINEER. CONTRACTOR SHALL PROVIDE DOCUMENTATION TO ENGINEER FOR VERIFYING THE SUBSTITUTE IS SUITABLE FOR USE AND MEETS ORIGINAL DESIGN CRITERIA. DIFFERENCES FROM THE ORIGINAL DESIGN, INCLUDING MAINTENANCE, REPAIR AND REPLACEMENT, SHALL BE NOTED. ESTIMATES OF COSTS/CREDITS ASSOCIATED WITH THE SUBSTITUTION (INCLUDING RE-DESIGN COSTS AND COSTS TO SUB-CONTRACTORS) SHALL BE PROVIDED TO THE ENGINEER. CONTRACTOR SHALL PROVIDE ADDITIONAL DOCUMENTATION AND/OR SPECIFICATIONS TO THE ENGINEER AS REQUESTED.
- PROVIDE STRUCTURAL STEEL SHOP DRAWINGS TO ENGINEER FOR APPROVAL PRIOR TO FABRICATION.
  - SUBMIT SHOP DRAWINGS TO PETER.ALBANO@COLLIERSENGINEERING.COM
  - PROVIDE MASER CONSULTING PROJECT # AND MASER CONSULTING CONNECTICUT PROJECT ENGINEER CONTACT IN THE BODY OF THE EMAIL.
- DRILL NO HOLES IN ANY NEW OR EXISTING STRUCTURAL STEEL MEMBERS OTHER THAN THOSE SHOWN ON STRUCTURAL DRAWINGS WITHOUT THE APPROVAL OF THE ENGINEER OF RECORD.
- GALVANIZED ASTM A325 BOLTS SHALL NOT BE REUSED.
- ALL NEW STEEL SHALL BE HOT BE DIPPED GALVANIZED FOR FULL WEATHER PROTECTION. IN ADDITION ALL NEW STEEL SHALL BE PAINTED TO MATCH EXISTING STEEL. CONTRACTOR SHALL OBTAIN WRITTEN PERMISSION TO PROTECT STEEL BY ANY OTHER MEANS.
- ALL BOLT ASSEMBLIES FOR STRUCTURAL MEMBERS REPRESENTED IN THIS DRAWING REQUIRE LOCKING DEVICES TO BE INSTALLED IN ACCORDANCE WITH TIA-222-H SECTION 4.9.2 REQUIREMENTS.
- WHERE CONNECTIONS ARE NOT FULLY DETAILED ON THESE DRAWINGS, FABRICATOR SHALL DESIGN CONNECTIONS TO RESIST LOADS AND FORCES WHERE SHOWN ON DRAWINGS AND AS OUTLINED IN SPECIFICATIONS.
- FOR MEMBERS BEING REPLACED, PROVIDE NEW BOLTS AND MATCH EXISTING SIZE AND GRADE. MAINTAIN AISC REQUIREMENTS FOR MINIMUM BOLT DISTANCE AND SPACING.
- ALL PROPOSED AND/OR REPLACED BOLTS SHALL BE OF SUFFICIENT LENGTH SUCH THAT THE END OF THE BOLT IS AT LEAST FLUSH WITH THE FACE OF THE NUT. IT IS NOT PERMITTED FOR THE BOLT END TO BE BELOW THE FACE OF THE NUT AFTER TIGHTENING IS COMPLETED.
- GALVANIZED ASTM A325 BOLTS SHALL NOT BE REUSED.


- ALL NEW STEEL SHALL BE HOT BE DIPPED GALVANIZED FOR FULL WEATHER PROTECTION. CONTRACTOR SHALL OBTAIN WRITTEN PERMISSION TO PROTECT STEEL BY ANY OTHER MEANS.
- ALL EXISTING PAINTED/GALVANIZED SURFACES DAMAGED DURING REHAB INCLUDING AREAS UNDER STIFFENER PLATES SHALL BE WIRE BRUSHED CLEAN, REPAIRED BY COLD GALVANIZING (ZINGA OR ZINC COTE), AND REPAINTED TO MATCH THE EXISTING FINISH (IF APPLICABLE).
- ALL HOLES IN STEEL MEMBERS SHALL BE SIZED 1/16" LARGER THAN THE BOLT DIAMETER. STANDARD HOLES SHALL BE USED UNLESS NOTED OTHERWISE.

WILL BE KNOWN AS COLLIER ENGINEERING & DESIGN IN 2021  
Customer Loyalty through Client Satisfaction  
www.maserconsulting.com

Office Locations:

NEW JERSEY	NEW MEXICO
NEW YORK	MARYLAND
PENNSYLVANIA	GEORGIA
VIRGINIA	TEXAS
FLORIDA	TENNESSEE
NORTH CAROLINA	COLORADO
SOUTH CAROLINA	

Copyright © 2021 Maser Consulting All Rights Reserved. This drawing and all the information contained herein is authorized for use only by the party for whom the services were contracted or to whom it is certified. This drawing may not be copied, reused, disclosed, distributed or relied upon for any other purpose without the express written consent of Maser Consulting.



**811** PROTECT YOURSELF  
ALL STATES REQUIRE NOTIFICATION OF EXCAVATORS, DESIGNERS, OR ANY PERSON PREPARING TO DISTURB THE EARTH'S SURFACE ANYWHERE IN ANY STATE

Know what's below.  
Call before you dig.

FOR STATE SPECIFIC DIRECT PHONE NUMBERS VISIT:  
WWW.CALL811.COM

SCALE:	AS SHOWN	JOB NUMBER:	21777521A
REV	DATE	DESCRIPTION	DRAWN BY / CHECKED BY
0	6/23/2021	ISSUED FOR CONSTRUCTION	CDH / JPL

Justin Perinette  
CONNECTICUT PROFESSIONAL ENGINEER  
LICENSE NUMBER: PEN.0031965 (3/19/65)  
MASER CONSULTING CONNECTICUT  
C.T. C.O.A.#: JPC.0000131

Digitally signed by Justin Perinette  
Date: 2021.06.24 13:52:18 -04'00'

IT IS A VIOLATION OF LAW FOR ANY PERSON, UNLESS THEY ARE ACTING UNDER THE DIRECTION OF THE RESPONSIBLE LICENSED PROFESSIONAL ENGINEER, TO ALTER THIS DOCUMENT.

**SITE NAME:**

WESTPORT 2 CT  
468226

180 BAYBERRY LANE  
WESTPORT, CT 06880  
FAIRFIELD COUNTY

MT. LAUREL OFFICE  
2000 Highlands Drive  
Suite 100  
Mount Laurel, NJ 08054

Phone: 856.797.0412  
Fax: 856.722.1120

SHEET TITLE:  
**MODIFICATION NOTES**

SHEET NUMBER:  
**S-2**

7/20/2021 7:21:13 AM C:\Users\jperinette\OneDrive\Documents\2021\WESTPORT 2 CT Mount Rod Drawing\_S02B.dwg S-2

MODIFICATION INSPECTION NOTES

MI CHECKLIST	
CONSTRUCTION/ INSTALLATION INSPECTIONS AND TESTING REQUIRED (COMPLETED BY EOR)	REPORT ITEM
PRE-CONSTRUCTION	
X	MI CHECKLIST DRAWING
X	EOB APPROVED SHOP DRAWINGS
NA	FABRICATION INSPECTION
NA	FABRICATOR CERTIFIED WELD INSPECTION
X	MATERIAL TEST REPORT (MTR)
NA	FABRICATOR NDE INSPECTION
X	PACKING SLIPS
ADDITIONAL TESTING AND INSPECTIONS:	
CONSTRUCTION	
X	CONSTRUCTION INSPECTIONS
NA	CONTRACTOR'S CERTIFIED WELD INSPECTION AND NDE REPORTS
X	ON SITE COLD GALVANIZING VERIFICATION
X	GC AS-BUILT DOCUMENTS
ADDITIONAL TESTING AND INSPECTIONS:	
POST-CONSTRUCTION	
X	MI INSPECTOR REDLINE OR RECORD DRAWING(S)
X	VZW PMI DOCUMENTS
X	PHOTOGRAPHS
ADDITIONAL TESTING AND INSPECTIONS:	

NOTE: X DENOTES A DOCUMENT REQUIRED FOR THE MI REPORT  
 NA DENOTES A DOCUMENT THAT IS NOT REQUIRED FOR THE MI REPORT

THE MODIFICATION INSPECTION (MI) IS A VISUAL INSPECTION OF MODIFICATIONS AND A REVIEW OF CONSTRUCTION INSPECTIONS AND OTHER REPORTS TO ENSURE THE INSTALLATION WAS CONSTRUCTED IN ACCORDANCE WITH THE CONTRACT DOCUMENTS, NAMELY THE MODIFICATION DRAWINGS, AS DESIGNED BY THE ENGINEER OF RECORD (EOR).

THE MI IS TO CONFIRM INSTALLATION CONFIGURATION AND WORKMANSHIP ONLY AND IS NOT A REVIEW OF THE MODIFICATION DESIGN ITSELF, NOR DOES THE MI INSPECTOR TAKE OWNERSHIP OF THE MODIFICATION DESIGN. OWNERSHIP OF THE STRUCTURAL MODIFICATION DESIGN EFFECTIVENESS AND INTEGRITY RESIDES WITH THE EOR AT ALL TIMES.

TO ENSURE THAT THE REQUIREMENTS OF THE MI ARE MET, IT IS VITAL THAT THE GENERAL CONTRACTOR (GC) AND THE MI INSPECTOR BEGIN COMMUNICATING AND COORDINATING AS SOON AS A PURCHASE ORDER ( PO) IS RECEIVED. IT IS EXPECTED THAT EACH PARTY WILL BE PROACTIVE IN REACHING OUT TO THE OTHER PARTY.

MI INSPECTOR

THE MI INSPECTOR IS REQUIRED TO CONTACT THE GC AS SOON AS RECEIVING A PO FOR THE MI TO, AT A MINIMUM:

- REVIEW THE REQUIREMENTS OF THE MI CHECKLIST
- WORK WITH THE GC TO DEVELOP A SCHEDULE TO CONDUCT ON-SITE INSPECTIONS

THE MI INSPECTOR IS RESPONSIBLE FOR COLLECTING ALL GC INSPECTION AND TEST REPORTS, REVIEWING THE DOCUMENTS FOR ADHERENCE TO THE CONTRACT DOCUMENTS, CONDUCTING THE IN-FIELD INSPECTIONS, AND SUBMITTING THE MI REPORT TO EOR.

GENERAL CONTRACTOR

THE GC IS REQUIRED TO CONTACT THE MI INSPECTOR AS SOON AS RECEIVING A PO FOR THE MODIFICATION INSTALLATION OR TURNKEY PROJECT TO, AT A MINIMUM:

- REVIEW THE REQUIREMENTS OF THE MI CHECKLIST
- WORK WITH THE MI INSPECTOR TO DEVELOP A SCHEDULE TO CONDUCT ON-SITE MI INSPECTIONS, INCLUDING FOUNDATION INSPECTIONS
- BETTER UNDERSTAND ALL INSPECTION AND TESTING REQUIREMENTS

THE GC SHALL PERFORM AND RECORD THE TEST AND INSPECTION RESULTS IN ACCORDANCE WITH THE REQUIREMENTS OF THE MI CHECKLIST.

RECOMMENDATIONS

THE FOLLOWING RECOMMENDATIONS AND SUGGESTIONS ARE OFFERED TO ENHANCE THE EFFICIENCY AND EFFECTIVENESS OF DELIVERING AN MI REPORT:

- IT IS SUGGESTED THAT THE GC PROVIDE A MINIMUM OF 5 BUSINESS DAYS NOTICE, PREFERABLY 10, TO THE MI INSPECTOR AS TO WHEN THE SITE WILL BE READY FOR THE MI TO BE CONDUCTED.
- THE GC AND MI INSPECTOR COORDINATE CLOSELY THROUGHOUT THE ENTIRE PROJECT.
- WHEN POSSIBLE, IT IS PREFERRED TO HAVE THE GC AND MI INSPECTOR ON-SITE SIMULTANEOUSLY FOR ANY GUY WIRE TENSIONING OR RE-TENSIONING OPERATIONS.
- IT MAY BE BENEFICIAL TO INSTALL ALL MODIFICATIONS PRIOR TO CONDUCTING THE FOUNDATION INSPECTIONS TO ALLOW THE FOUNDATION AND MI INSPECTION(S) TO COMMENCE WITH ONE SITE VISIT.
- WHEN POSSIBLE, IT IS PREFERRED TO HAVE THE GC AND MI INSPECTOR ON-SITE DURING THE MI TO HAVE ANY DEFICIENCIES CORRECTED DURING THE INITIAL MI. THEREFORE, THE GC MAY CHOOSE TO COORDINATE THE MI CAREFULLY TO ENSURE ALL CONSTRUCTION FACILITIES ARE AT THEIR DISPOSAL WHEN THE MI INSPECTOR IS ON SITE.

CORRECTION OF FAILING MI'S

IF THE MODIFICATION INSTALLATION WOULD FAIL THE MI ("FAILED MI"), THE GC SHALL WORK WITH THE OWNER TO COORDINATE A REMEDIATION PLAN:

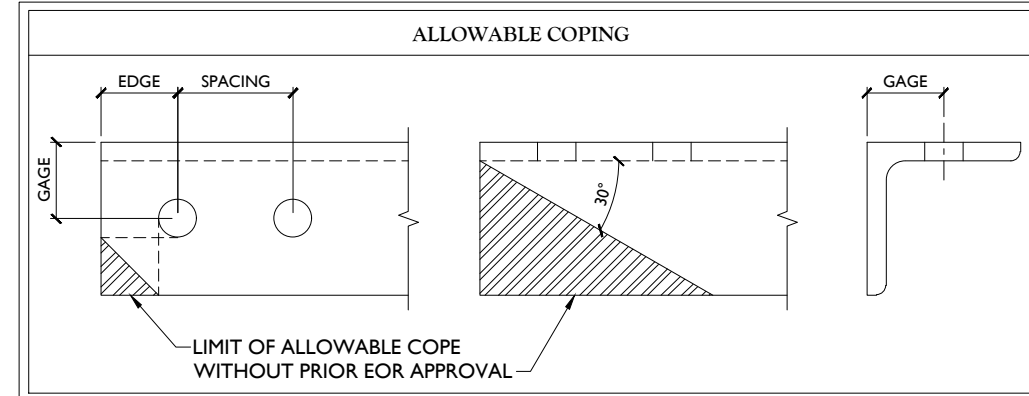
- CORRECT FAILING ISSUES TO COMPLY WITH THE SPECIFICATIONS CONTAINED IN THE ORIGINAL CONTRACT DOCUMENTS AND COORDINATE A SUPPLEMENT MI.

REQUIRED PHOTOS

BETWEEN THE GC AND THE MI INSPECTOR THE FOLLOWING PHOTOGRAPHS, AT A MINIMUM, ARE TO BE TAKEN AND INCLUDED IN THE MI REPORT:

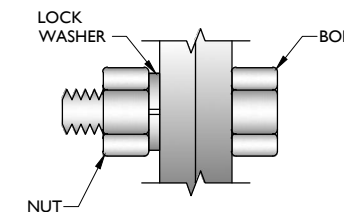
- PRE-CONSTRUCTION GENERAL SITE CONDITION
- PHOTOGRAPHS DURING THE REINFORCEMENT MODIFICATION CONSTRUCTION/ERECTION AND INSPECTION
  - RAW MATERIALS
  - PHOTOS OF ALL CRITICAL DETAILS
  - FOUNDATION MODIFICATIONS
  - WELD PREPARATION
  - BOLT INSTALLATION
  - FINAL INSTALLED CONDITION
  - SURFACE COATING REPAIR
- POST CONSTRUCTION PHOTOGRAPHS
  - FINAL INFIELD CONDITION

PHOTOS OF ELEVATED MODIFICATIONS TAKEN ONLY FROM THE GROUND SHALL BE CONSIDERED INADEQUATE.



BOLT SCHEDULE (IN.)				
BOLT DIAMETER	STANDARD HOLE	SHORT SLOT	MIN. EDGE DISTANCE	SPACING
1/2	9/16	9/16 x 11/16	7/8	1 1/2
5/8	11/16	11/16 x 7/8	1 1/8	1 7/8
3/4	13/16	13/16 x 1	1 1/4	2 1/4
7/8	15/16	15/16 x 1 1/8	1 1/2	2 5/8
1	1 1/16	1 1/16 x 1 5/16	1 3/4	3

WORKABLE GAGES (IN.)	
LEG	GAGE
4	2 1/2
3 1/2	2
3	1 3/4
2 1/2	1 3/8
2	1 1/8



TYP. BOLT ASSEMBLY

NOTES:

- ALL DIMENSIONS REPRESENTED IN THE ABOVE TABLES ARE AISC MINIMUM REQUIREMENTS. CONTRACTOR SHALL VERIFY EXISTING CONDITIONS IN FIELD AND NOTIFY ENGINEER IF DISTANCES ARE LESS THAN THOSE PROVIDED.
- THE DIMENSIONS PROVIDED ARE MINIMUM REQUIREMENTS. ACTUAL DIMENSIONS OF PROPOSED MEMBERS WITHIN THESE DRAWINGS MAY VARY FROM THE AISC MINIMUM REQUIREMENTS.
- SHORT SLOT HOLES SHALL ONLY BE USED WHEN DEPICTED IN THE DRAWINGS
- MATCH EXISTING GAGES WHEN APPLICABLE, UNLESS MINIMUM EDGE DISTANCES ARE COMPROMISED.

**MASER CONSULTING CONNECTICUT**  
 WILL BE KNOWN AS COLLIER ENGINEERING & DESIGN IN 2021  
 Customer Loyalty through Client Satisfaction  
 www.maserconsulting.com  
 Office Locations:  
 NEW JERSEY, NEW YORK, PENNSYLVANIA, VIRGINIA, FLORIDA, NORTH CAROLINA, SOUTH CAROLINA, NEW MEXICO, MARYLAND, GEORGIA, TEXAS, TENNESSEE, COLORADO



**811** PROTECT YOURSELF  
 ALL STATES REQUIRE NOTIFICATION OF EXCAVATORS, DESIGNERS, OR ANY PERSON PREPARING TO DISTURB THE EARTH'S SURFACE ANYWHERE IN ANY STATE.  
 Know what's below. Call before you dig.  
 FOR STATE SPECIFIC DIRECT PHONE NUMBERS VISIT: WWW.CALL811.COM

SCALE: AS SHOWN	JOB NUMBER: 21777521A
DATE: 6/23/2021	ISSUED FOR CONSTRUCTION: CDH
REV: 0	CHECKED BY: JPL

Professional Engineer Seal for Justin Perlinette, License No. PEN.0031965 (3/19/65), State of Connecticut.

IT IS A VIOLATION OF LAW FOR ANY PERSON, UNLESS THEY ARE ACTING UNDER THE DIRECTION OF THE RESPONSIBLE LICENSED PROFESSIONAL ENGINEER, TO ALTER THIS DOCUMENT.

SITE NAME:  
 WESTPORT 2 CT  
 468226  
 180 BAYBERRY LANE  
 WESTPORT, CT 06880  
 FAIRFIELD COUNTY

MT. LAUREL OFFICE  
 2000 Piedmont Drive  
 Suite 100  
 Mount Laurel, NJ 08054  
 Phone: 856.797.0412  
 Fax: 856.722.1120

SHEET TITLE:  
 MODIFICATION NOTES

SHEET NUMBER:  
 S-3

**MASER**  
CONSULTING CONNECTICUT

WILL BE KNOWN AS COLLIER ENGINEERING & DESIGN IN 2021  
Customer Loyalty through Client Satisfaction  
www.masepc.com

Office Locations:

■ NEW JERSEY	■ NEW MEXICO
■ NEW YORK	■ MARYLAND
■ PENNSYLVANIA	■ GEORGIA
■ VIRGINIA	■ TEXAS
■ FLORIDA	■ TENNESSEE
■ NORTH CAROLINA	■ COLORADO
■ SOUTH CAROLINA	

Copyright © 2021 Maser Consulting. All Rights Reserved. This drawing and all the information contained herein is authorized for use only by the party for whom the services were contracted or to whom it is certified. This drawing may not be copied, reused, disclosed, distributed or relied upon for any other purpose without the express written consent of Maser Consulting.



**811** PROTECT YOURSELF

ALL STATES REQUIRE NOTIFICATION OF EXCAVATORS, DESIGNERS, OR ANY PERSON PREPARING TO DISTURB THE EARTH'S SURFACE ANYWHERE IN ANY STATE

Know what's below.  
Call before you dig.

FOR STATE SPECIFIC DIRECT PHONE NUMBERS VISIT:  
WWW.CALL811.COM

SCALE:	AS SHOWN	JOB NUMBER:	2177521A
REV	DATE	DESCRIPTION	DRAWN BY / CHECKED BY
0	6/23/2021	ISSUED FOR CONSTRUCTION	CDH / JPL

*Justin Linette*

JUSTIN LINETTE  
REGISTERED PROFESSIONAL ENGINEER  
LICENSE NUMBER: PEN.0031965 (31965)  
MASER CONSULTING CONNECTICUT  
C.T. C.O.A.#: JPC.0000131

Digitally signed by Justin Linette  
Date: 2021.06.24 13:52:39-04'00'

IT IS A VIOLATION OF LAW FOR ANY PERSON, UNLESS THEY ARE ACTING UNDER THE DIRECTION OF THE RESPONSIBLE LICENSED PROFESSIONAL ENGINEER, TO ALTER THIS DOCUMENT.

**SITE NAME:**

WESTPORT 2 CT  
468226

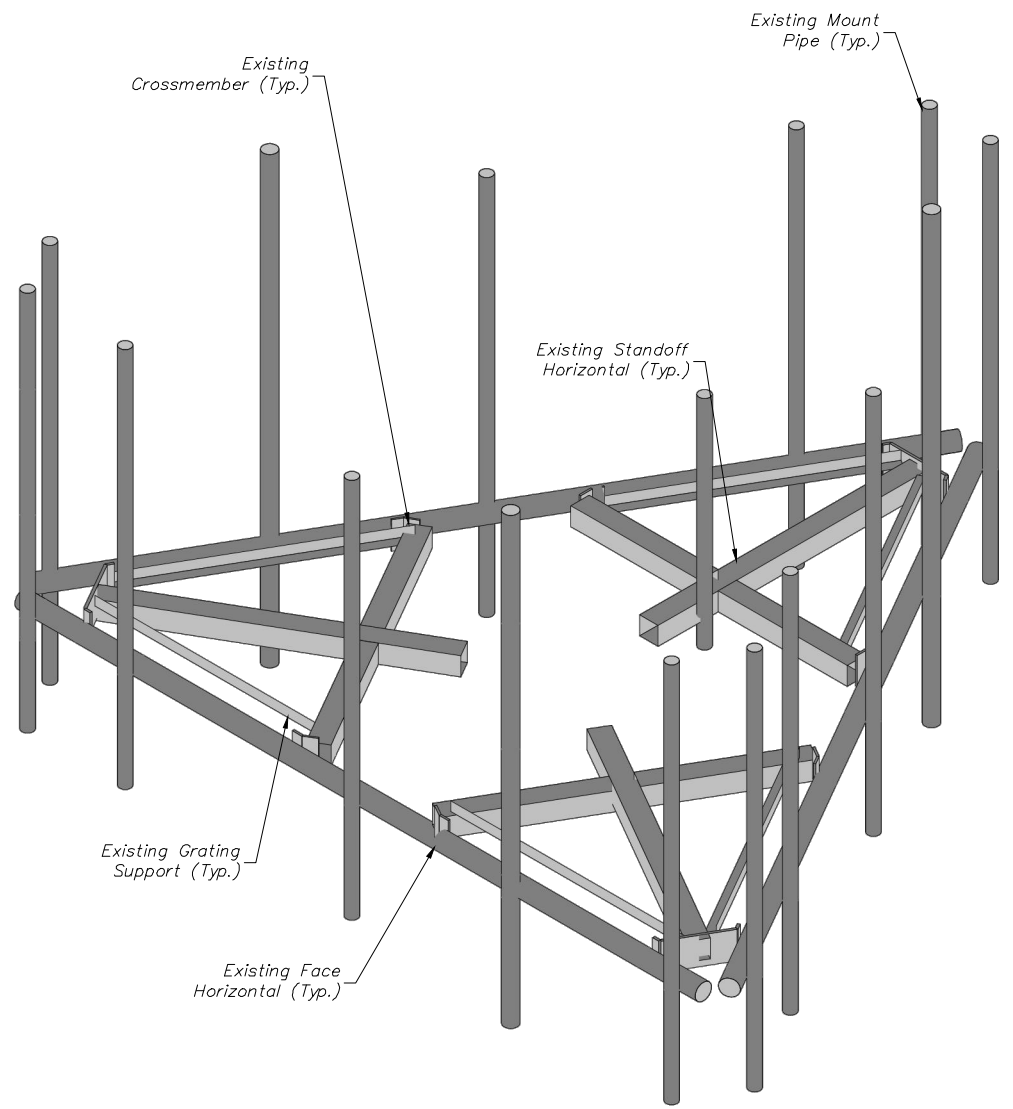
180 BAYBERRY LANE  
WESTPORT, CT 06880  
FAIRFIELD COUNTY

**MT. LAUREL OFFICE**  
2000 Madison Drive  
Suite 100  
Mount Laurel, NJ 08054

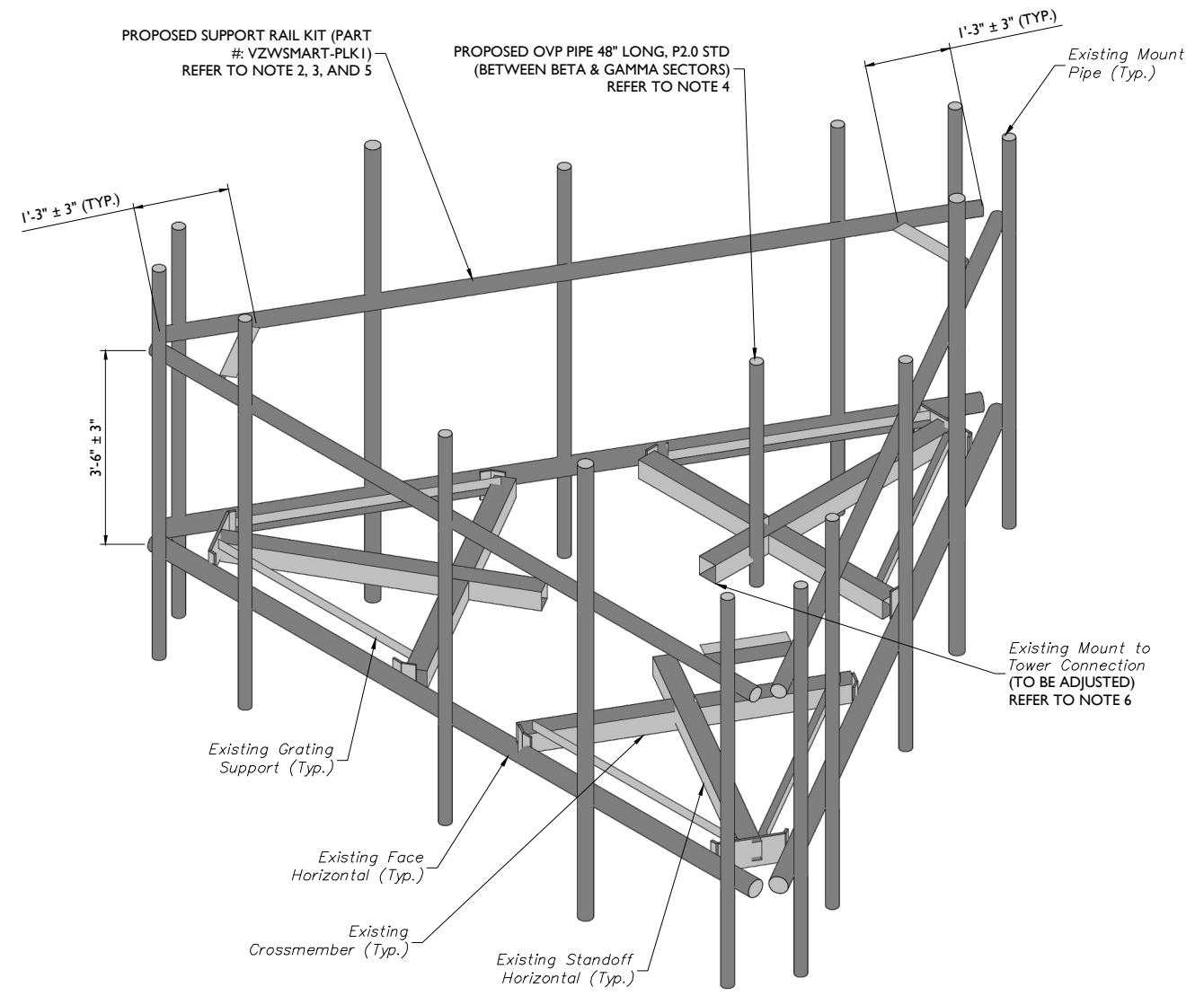
Phone: 856.797.0412  
Fax: 856.722.1120

SHEET TITLE:  
**MODIFICATION DETAILS**

SHEET NUMBER:  
**S-4**



**1** EXISTING PLATFORM ISOMETRIC VIEW  
SCALE: N.T.S.



**2** PROPOSED PLATFORM ISOMETRIC VIEW  
SCALE: N.T.S.

**MODIFICATION NOTES:**

1. MOUNT MEMBERS NOT SHOWN FOR CLARITY U.N.O.
2. CONTRACTOR TO VERIFY THE LENGTH REQUIRED AND TRIM AS NECESSARY IN ACCORDANCE WITH THE 'STRUCTURAL STEEL' NOTES ON SHEET S-2.
3. RADIO AND/OR TME POSITIONS SHALL BE ADJUSTED VERTICALLY AS NEEDED IN ORDER TO ACHIEVE INSTALLATION OF HORIZONTAL AS SHOWN. EOR SHALL BE NOTIFIED IF EQUIPMENT NEEDS TO BE RELOCATED TO ANOTHER MOUNT PIPE.
4. CONNECT NEW OVP PIPE TO EXISTING STANDOFF HORIZONTAL WITH CROSSOVER PLATES (PART #: SITE PRO 1 - SQCX4-K, OR EOR APPROVED EQUAL).
5. UTILIZE THREE ADDITIONAL CROSSOVER PLATES VZWSMART (PART #: MSK1) TO ATTACH THE PROPOSED SUPPORT RAIL TO THE EXISTING MOUNT PIPES.
6. CONTRACTOR SHALL FLOAT MOUNT AND SECURE IN NEW POSITION FOLLOWING THE GUIDELINES BELOW:
  - CARE SHALL BE TAKEN NOT TO DAMAGE EXISTING COAX/JUMPERS
  - INSPECT POLE BENEATH WHERE MOUNT WAS PREVIOUSLY LOCATED FOR DAMAGE AND ESCALATE TO ENGINEER OF RECORD IMMEDIATELY IF ANY VISIBLE DAMAGE IS PRESENT.
  - AFTER FULLY SECURING COLLAR AT NEW LOCATION CONTRACTOR SHALL REPLACE ALL THREADED RODS ON MOUNT COLLAR. RODS SHALL NOT BE REPLACED UNTIL MOUNT HAS BEEN FULLY SECURED.
  - CONTRACTOR SHALL NOT LOOSEN OR REPLACE MORE THAN ONE ROD AT A TIME.

**STRUCTURAL NOTES:**

1. PER THE MOUNT MAPPING COMPLETED BY RKS DESIGN & ENGINEERING ON 4/16/2021, THE SAFETY CLIMB AND CLIMBING FACILITIES UP TO THE VERIZON MOUNT ELEVATION (107'-7") ARE IN GOOD CONDITION. MASER CONSULTING CONNECTICUT DOES NOT WARRANT THIS INFORMATION.
2. INSTALL SHALL NOT CAUSE HARM TO THE STRUCTURE, CLIMBING FACILITY, SAFETY CLIMB, OR ANY SYSTEM INSTALLED ON THE STRUCTURE. TIMELY NOTICE AND DOCUMENTATION SHALL BE PROVIDED BY CONTRACTORS TO THE EOR (OF STRUCTURAL DESIGN) IF AN OBSTRUCTION WAS REQUIRED TO MEET THE RF SYSTEM DESIGN REQUIREMENTS AND PERFORMANCES.



SCALE: AS SHOWN JOB NUMBER: 21777521A

REV	DATE	DESCRIPTION	DRAWN BY	CHECKED BY
0	6/23/2021	ISSUED FOR CONSTRUCTION	CDH	JPL

Justin Linette  
CONNECTICUT PROFESSIONAL ENGINEER  
LICENSE NUMBER: PEN.0031965 (31965)  
MASER CONSULTING CONNECTICUT  
C.T. C.O.A.#: JPC0000131

Digitally signed by Justin Peter Linette  
Date: 2021.06.24 13:52:39-04'00'

IT IS A VIOLATION OF LAW FOR ANY PERSON, UNLESS THEY ARE ACTING UNDER THE DIRECTION OF THE RESPONSIBLE LICENSED PROFESSIONAL ENGINEER, TO ALTER THIS DOCUMENT.

**SITE NAME:**

WESTPORT 2 CT  
468226

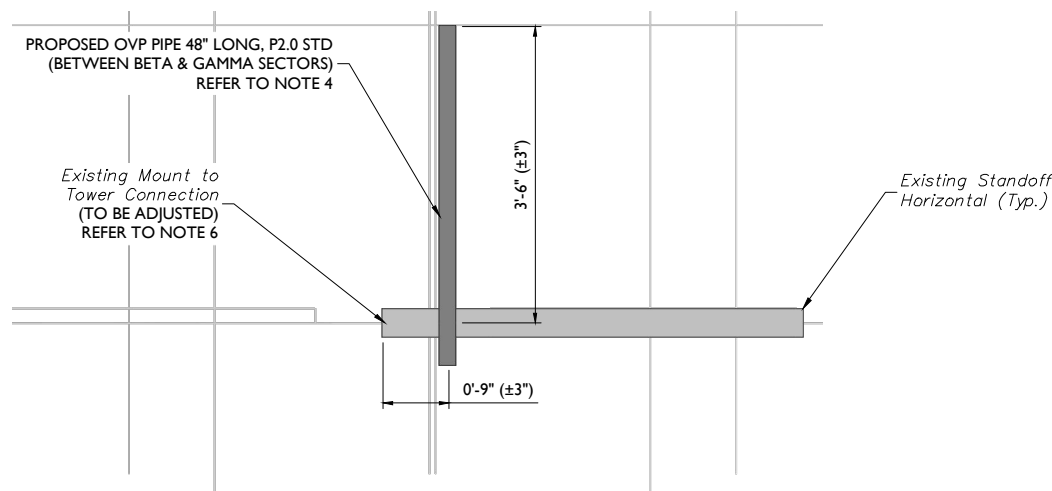
180 BAYBERRY LANE  
WESTPORT, CT 06880  
FAIRFIELD COUNTY

**MT. LAUREL OFFICE**  
2000 Millstone Drive  
Suite 100  
Mount Laurel, NJ 08054

Phone: 856.797.0412  
Fax: 856.722.1120

SHEET TITLE:  
**MODIFICATION DETAILS**


SHEET NUMBER:  
**S-5**



**1** PROPOSED SIDE ELEVATION VIEW  
SCALE : N.T.S.

**MODIFICATION NOTES:**

1. MOUNT MEMBERS NOT SHOWN FOR CLARITY U.N.O.
2. CONTRACTOR TO VERIFY THE LENGTH REQUIRED AND TRIM AS NECESSARY IN ACCORDANCE WITH THE 'STRUCTURAL STEEL' NOTES ON SHEET S-2.
3. RADIO AND/OR TME POSITIONS SHALL BE ADJUSTED VERTICALLY AS NEEDED IN ORDER TO ACHIEVE INSTALLATION OF HORIZONTAL AS SHOWN. EOR SHALL BE NOTIFIED IF EQUIPMENT NEEDS TO BE RELOCATED TO ANOTHER MOUNT PIPE.
4. CONNECT NEW OVP PIPE TO EXISTING STANDOFF HORIZONTAL WITH CROSSOVER PLATES (PART #: SITE PRO I - SQCX4-K, OR EOR APPROVED EQUAL).
5. UTILIZE THREE ADDITIONAL CROSSOVER PLATES VZWSMART (PART #: MSK1) TO ATTACH THE PROPOSED SUPPORT RAIL TO THE EXISTING MOUNT PIPES.
6. CONTRACTOR SHALL FLOAT MOUNT AND SECURE IN NEW POSITION FOLLOWING THE GUIDELINES BELOW:
  - CARE SHALL BE TAKEN NOT TO DAMAGE EXISTING COAX/JUMPERS
  - INSPECT POLE BENEATH WHERE MOUNT WAS PREVIOUSLY LOCATED FOR DAMAGE AND ESCALATE TO ENGINEER OF RECORD IMMEDIATELY IF ANY VISIBLE DAMAGE IS PRESENT.
  - AFTER FULLY SECURING COLLAR AT NEW LOCATION CONTRACTOR SHALL REPLACE ALL THREADED RODS ON MOUNT COLLAR. RODS SHALL NOT BE REPLACED UNTIL MOUNT HAS BEEN FULLY SECURED.
  - CONTRACTOR SHALL NOT LOOSEN OR REPLACE MORE THAN ONE ROD AT A TIME.



MOUNT PHOTO 1



MOUNT PHOTO 2



MOUNT PHOTO 3



MOUNT PHOTO 4



**811** PROTECT YOURSELF  
ALL STATES REQUIRE NOTIFICATION OF EXCAVATORS, DESIGNERS, OR ANY PERSON PREPARING TO DISTURB THE EARTH'S SURFACE ANYWHERE IN ANY STATE  
Know what's below.  
Call before you dig.  
FOR STATE SPECIFIC DIRECT PHONE NUMBERS VISIT: WWW.CALL811.COM

SCALE: AS SHOWN JOB NUMBER: 2177521A

0	4/23/2021	ISSUED FOR CONSTRUCTION	CDH	JPL
REV	DATE	DESCRIPTION	DRAWN BY	CHECKED BY

*Justin Linette*  
Justin Linette  
CONNECTICUT PROFESSIONAL ENGINEER  
LICENSE NUMBER: PEN.0031965 (31965)  
MASER CONSULTING CONNECTICUT  
C.T. C.O.A.#: JPC.0000131  
Date: 2021.06.24 13:52:10-04'00"

IT IS A VIOLATION OF LAW FOR ANY PERSON, UNLESS THEY ARE ACTING UNDER THE DIRECTION OF THE RESPONSIBLE LICENSED PROFESSIONAL ENGINEER, TO ALTER THIS DOCUMENT.

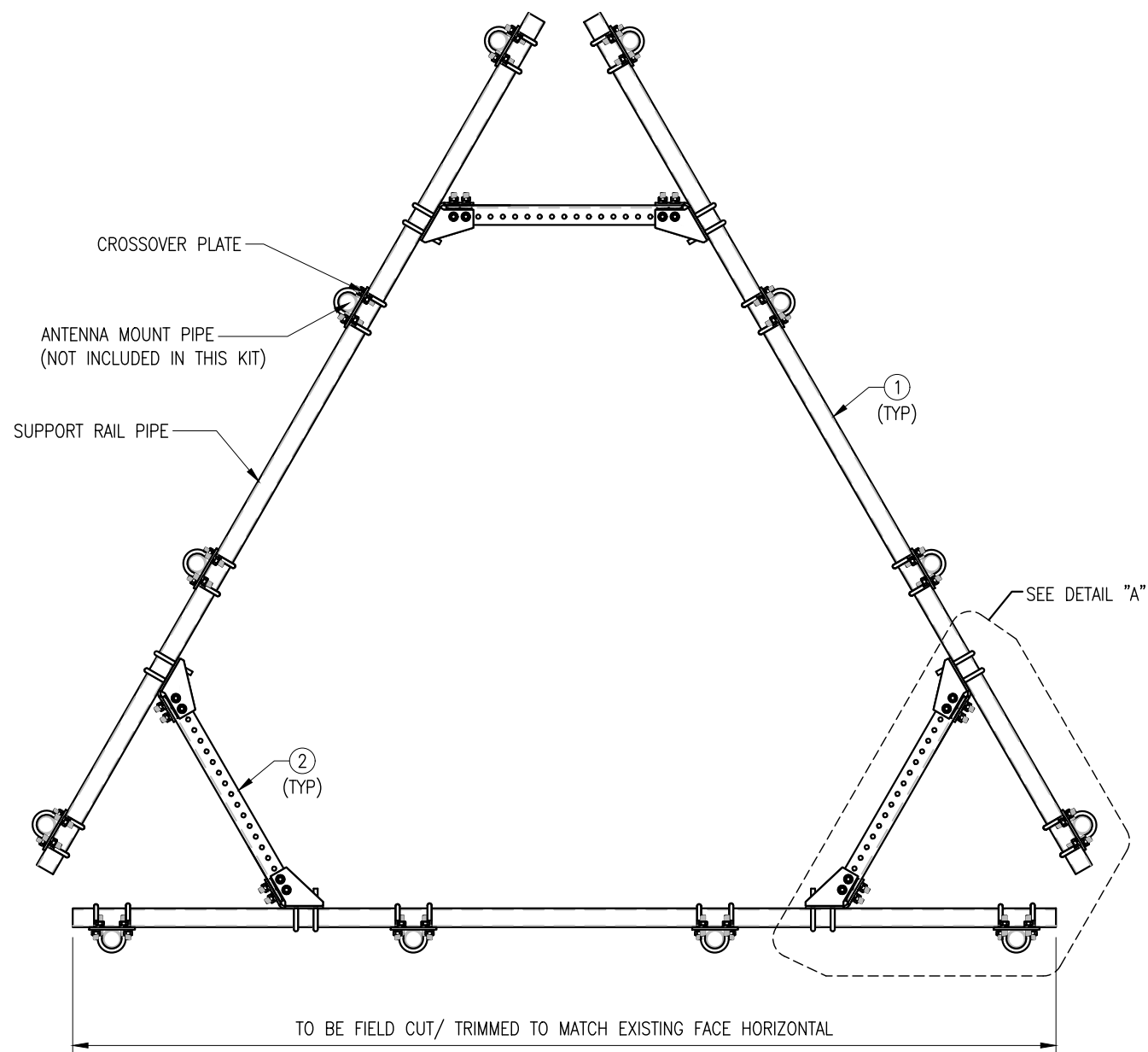
**SITE NAME:**  
  
WESTPORT 2 CT  
468226  
180 BAYBERRY LANE  
WESTPORT, CT 06880  
FAIRFIELD COUNTY

**MT. LAUREL OFFICE**  
2000 Millstone Drive  
Suite 100  
Mount Laurel, NJ 08054  
Phone: 856.797.0412  
Fax: 856.722.1120

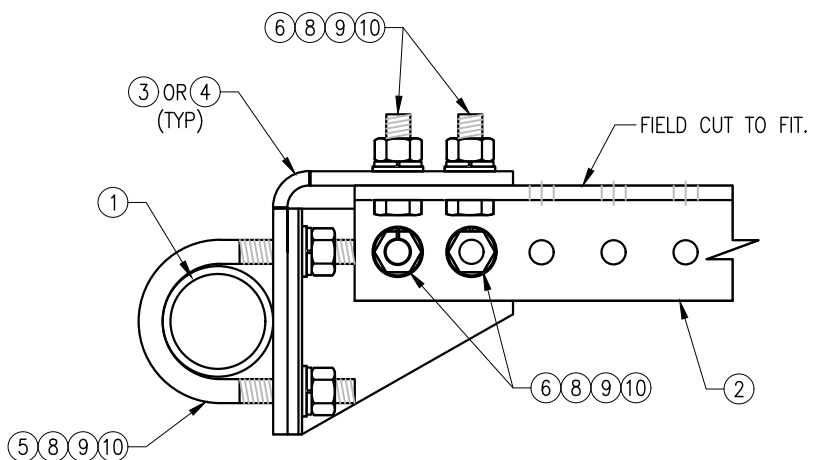
SHEET TITLE:  
**MOUNT PHOTOS**

SHEET NUMBER:  
**S-6**

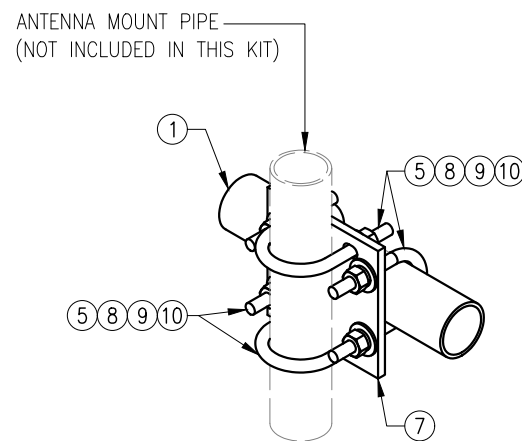




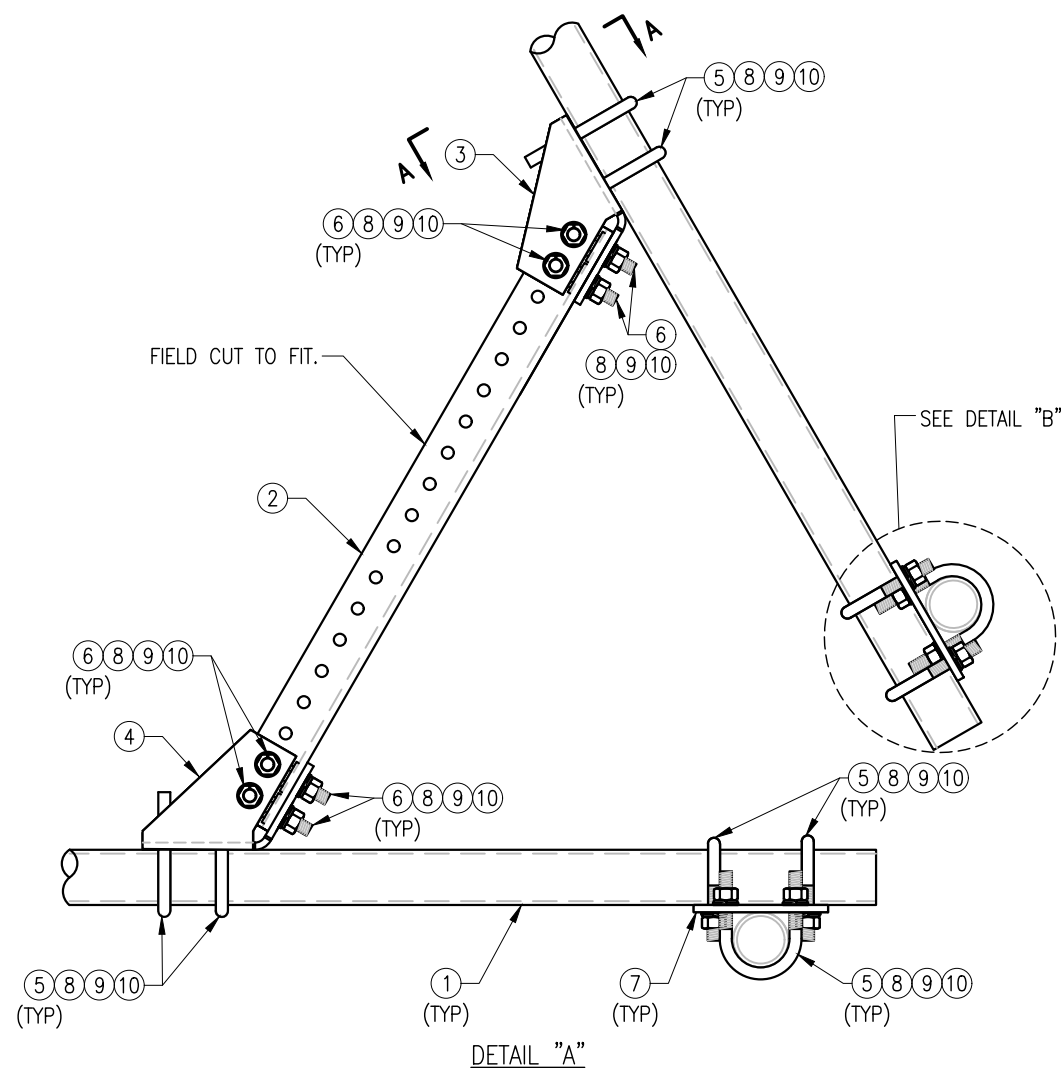
PLAN VIEW



SECTION "A-A"



DETAIL "B"



DETAIL "A"

NOTES:

1. HOT-DIPPED GALVANIZED PER ASTM A123.

VZW SMART-PLK1 (SUPPORT RAIL KIT)					
ITEM NO.	QTY.	PART NO.	DESCRIPTION	SHEET #	WT
1	3	PST2875-12.5	2.5" PST (2.875" O.D. X 0.203" THK.) X 12'-6" A53 GR-B	PLK1-F1	292
2	3	L33375-3	L 3" X 3" X 3/8" X 3'-0" A36	PLK1-F1	66
3	3	CBP-L	CORNER BENT PLATE BRACKET	PLK1-F2	28
4	3	CBP-R	CORNER BENT PLATE BRACKET	PLK1-F2	28
5	60	MS02-625-300-500	RU-BOLT 5/8" X 3" I.W. X 5" I.L. A36 (OR EQUIV.)	RBC-1	82
6	24	---	BOLT 5/8" X 2" A325	---	9
7	12	PL375-857	PL 3/8" X 8 1/2" X 7'-0" A36	PLK1-F3	77
8	144	FW-625	5/8" HDG USS FLAT WASHER	---	12
9	144	LW-625	5/8" HDG LOCK WASHER	---	3
10	144	NUT-625	5/8" HDG HEX NUT	---	17
GALVANIZED WT					504

DRAWN BY: H.R. CHECKED BY: HMA

REV.	DESCRIPTION	BY	DATE
△	FIRST ISSUE	H.R.	05/08/20
△			
△			
△			

SHEET TITLE:

VZWSMART-PLK1  
 SUPPORT RAIL KIT

SHEET NUMBER: VZWSMART-PLK1 REV #: 0

Site Name: **WESTPORT 2 CT**  
 Cumulative Power Density

Operator	Operating Frequency	Number of Trans.	ERP Per Trans.	Total ERP	Distance to Target	Calculated Power Density	Maximum Permissible Exposure*	Fraction of MPE
	(MHz)		(watts)	(watts)	(feet)	(mW/cm <sup>2</sup> )	(mW/cm <sup>2</sup> )	(%)
VZW 700	751	4	642	2570	110	0.0076	0.5007	1.53%
VZW CDMA	877.26	2	446	891	110	0.0026	0.5848	0.45%
VZW Cellular	874	4	742	2969	110	0.0088	0.5827	1.51%
VZW PCS	1980	4	1561	6243	110	0.0186	1.0000	1.86%
VZW AWS	2120	4	1528	6112	110	0.0182	1.0000	1.82%
VZW CBRS	3625	4	14	55	110	0.0002	1.0000	0.02%
VZW CBAND	3730.08	4	6531	26125	110	0.0776	1.0000	7.76%
<b>Total Percentage of Maximum Permissible Exposure</b>								<b>14.95%</b>

\*Guidelines adopted by the FCC on August 1, 1996, 47 CFR Part 1 based on NCRP Report 86, 1986 and generally on ANSI/IEEE C95.1-1992

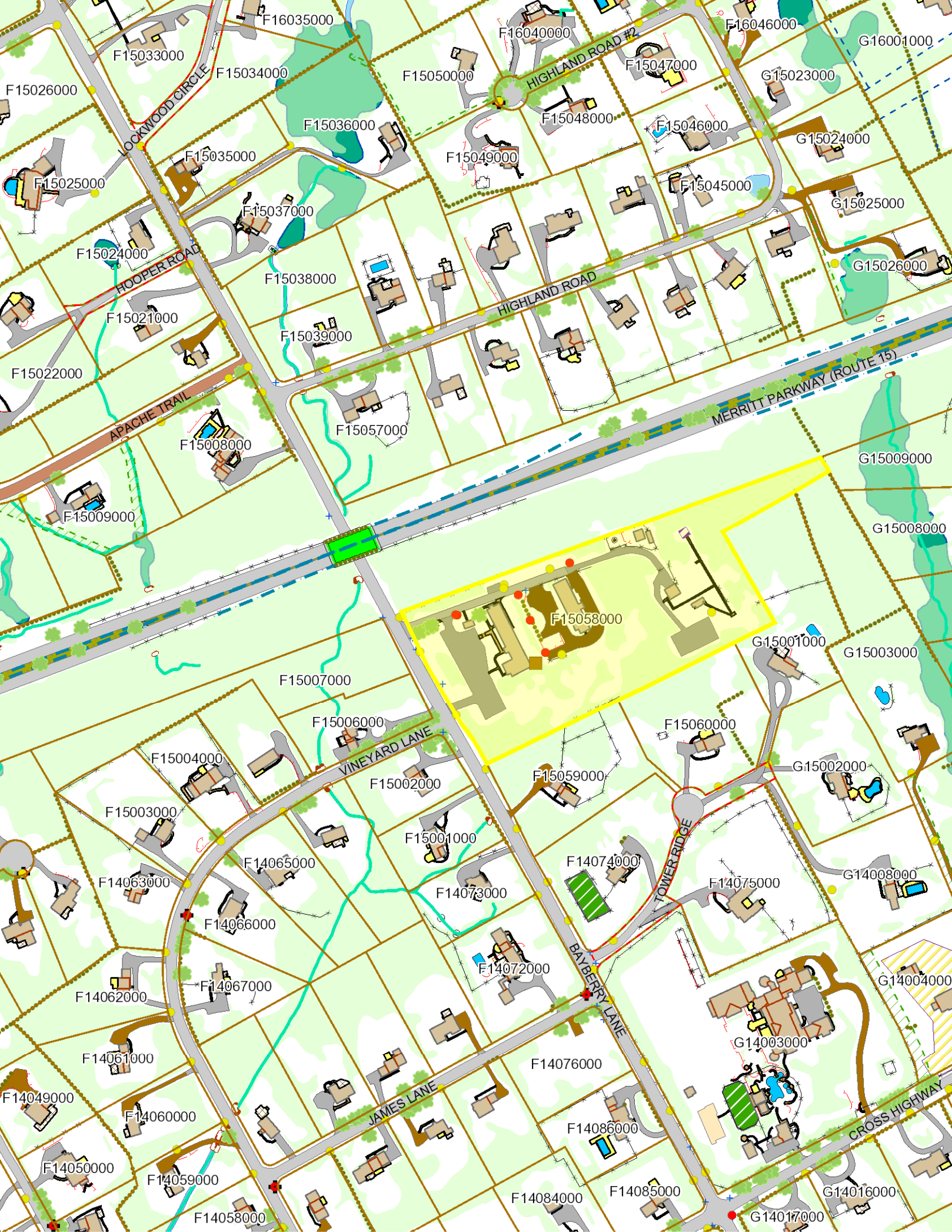
\*\*Calculation includes a -10 dB Off Beam Antenna Pattern Adjustment pursuant to Attachments B and C of the Siting Council's November 10, 2015 Memorandum for Exempt Modification filings

MHz = Megahertz

mW/cm<sup>2</sup> = milliwatts per square centimeter

ERP = Effective Radiated Power

Absolute worst case maximum values used.



# 180 BAYBERRY LN

**Location** 180 BAYBERRY LN

**Mblu** F15 / / 058/000 /

**Acct#** 29153

**Owner** WESTPORT TOWN OF

**Assessment** \$4,085,100

**Appraisal** \$5,835,800

**PID** 10353

**Building Count** 2

## Current Value

Appraisal			
Valuation Year	Improvements	Land	Total
2020	\$866,600	\$4,969,200	\$5,835,800

Assessment			
Valuation Year	Improvements	Land	Total
2020	\$606,700	\$3,478,400	\$4,085,100

## Owner of Record

**Owner** WESTPORT TOWN OF  
**Co-Owner** NIKE SITE  
**Address** 110 MYRTLE AVE  
 WESTPORT, CT 06880

**Sale Price** \$0  
**Certificate** 1  
**Book & Page** 0000/0000  
**Sale Date** 11/14/2002  
**Instrument** 29

## Ownership History

Ownership History					
Owner	Sale Price	Certificate	Book & Page	Instrument	Sale Date
WESTPORT TOWN OF	\$0	1	0000/0000	29	11/14/2002

## Building Information

### Building 1 : Section 1

**Year Built:** 1900  
**Living Area:** 6,613  
**Replacement Cost:** \$809,848  
**Building Percent Good:** 66  
**Replacement Cost**  
**Less Depreciation:** \$534,500

**Building Attributes**

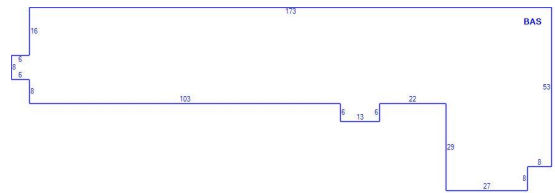
Field	Description
Style	Office Bldg
Model	Commercial
Grade	Average +10
Stories:	1
Occupancy	1.00
Exterior Wall 1	Concr/CinderBk
Exterior Wall 2	Below Average
Roof Structure	Gable
Roof Cover	Asphalt/F Glas
Interior Wall 1	Drywall
Interior Wall 2	
Interior Floor 1	Ceram Clay Til
Interior Floor 2	
Heating Fuel	Gas
Heating Type	Forced Air
AC Type	None
Struct Class	
Bldg Use	Mun Bldg Com
Income Adj	
1st Floor Use:	
Heat/AC	None
Frame Type	Masonry
Baths/Plumbing	Average
Ceiling/Walls	Ceiling Only
Rooms/Prtns	Average
Wall Height	10.00
% Comn Wall	

## Building Photo



(<http://images.vgsi.com/photos2/WestportCTPhotos/\00\01\23\91.jpg>)

## Building Layout



(ParcelSketch.ashx?pid=10353&bid=20119)

Building Sub-Areas (sq ft)			<u>Legend</u>
Code	Description	Gross Area	Living Area
BAS	First Floor	6,613	6,613
		6,613	6,613

## Building 2 : Section 1

**Year Built:** 1900  
**Living Area:** 4,410  
**Replacement Cost:** \$462,269  
**Building Percent Good:** 66  
**Replacement Cost Less Depreciation:** \$305,100

Building Attributes : Bldg 2 of 2	
Field	Description
Style	Office Bldg
Model	Commercial
Grade	Minimum
Stories:	1

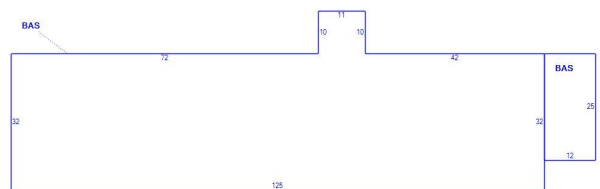
Occupancy	1.00
Exterior Wall 1	Concr/CinderBk
Exterior Wall 2	
Roof Structure	Gable
Roof Cover	Asphalt/F Glas
Interior Wall 1	Drywall
Interior Wall 2	
Interior Floor 1	Ceram Clay Til
Interior Floor 2	
Heating Fuel	Electric
Heating Type	Electr Basebrd
AC Type	None
Struct Class	
Bldg Use	Mun Bldg Com
Income Adj	
1st Floor Use:	922
Heat/AC	None
Frame Type	Fireprf Steel
Baths/Plumbing	Average
Ceiling/Walls	Ceiling Only
Rooms/Prtns	Average
Wall Height	10.00
% Comn Wall	

### Building Photo



(<http://images.vgsi.com/photos2/WestportCTPhotos/\00\01\25\04.jpg>)

### Building Layout



(ParcelSketch.ashx?pid=10353&bid=20120)

Building Sub-Areas (sq ft)			<u>Legend</u>
Code	Description	Gross Area	Living Area
BAS	First Floor	4,410	4,410
		4,410	4,410

### Extra Features

Extra Features	<u>Legend</u>
No Data for Extra Features	

### Land

#### Land Use

Use Code	922
Description	Mun Bldg Com
Zone	AAA
Neighborhood	F
Alt Land Appr Category	No

#### Land Line Valuation

Size (Acres)	7.91
Frontage	
Depth	
Assessed Value	\$3,478,400
Appraised Value	\$4,969,200

### Outbuildings

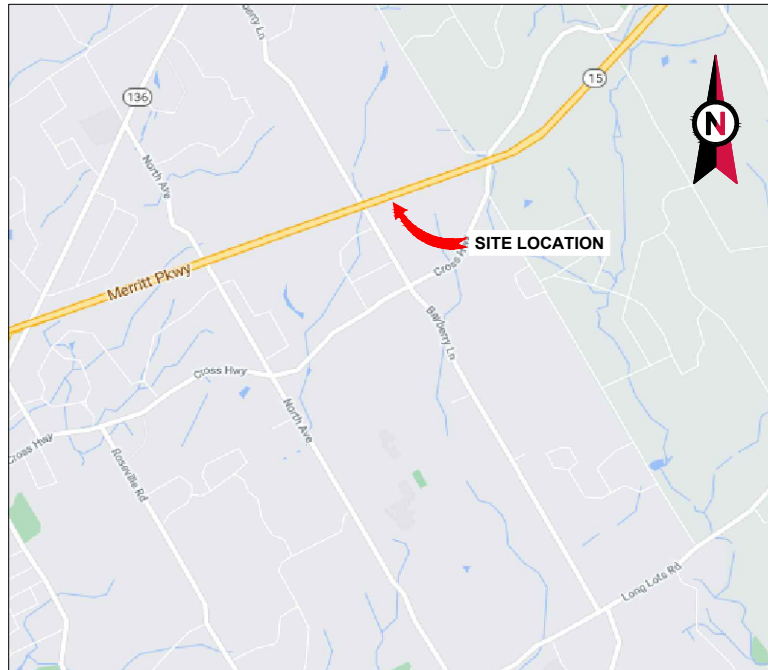
Outbuildings	<u>Legend</u>
--------------	---------------

Code	Description	Sub Code	Sub Description	Size	Value	Bldg #
SHD1	Shed	FR	Frame	725.00 S.F.	\$6,000	2
SHD1	Shed	FR	Frame	382.00 S.F.	\$3,200	2
SHD1	Shed	FR	Frame	336.00 S.F.	\$2,800	2
PAV1	Paving Asph.			10000.00 S.F.	\$15,000	1

### Valuation History

Appraisal			
Valuation Year	Improvements	Land	Total
2020	\$866,600	\$4,969,200	\$5,835,800
2019	\$1,034,100	\$5,449,200	\$6,483,300
2018	\$1,034,100	\$5,449,200	\$6,483,300

Assessment			
Valuation Year	Improvements	Land	Total
2020	\$606,700	\$3,478,400	\$4,085,100
2019	\$723,900	\$3,814,400	\$4,538,300
2018	\$723,900	\$3,814,400	\$4,538,300

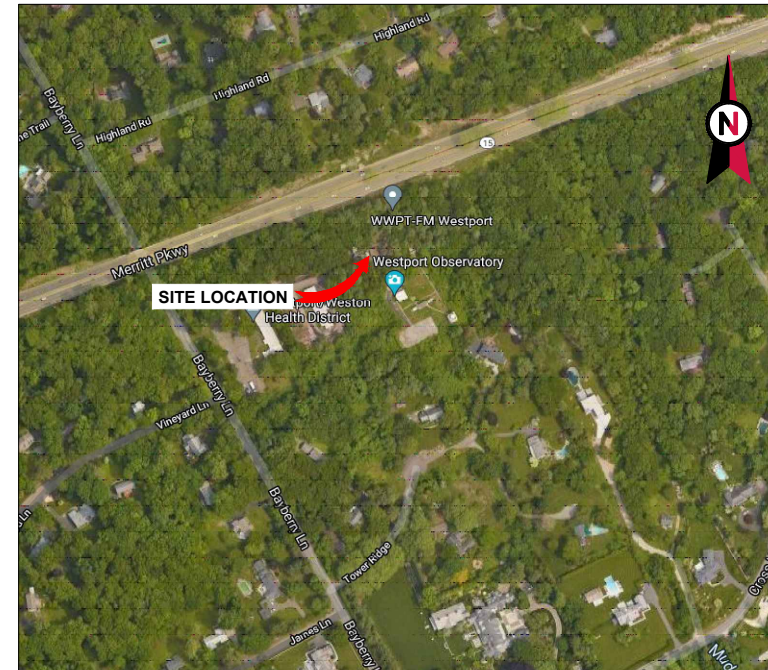


VICINITY MAP



**AMERICAN TOWER®**

ATC SITE NAME: WSPT-WESTPORT REBUILD CT  
 ATC SITE NUMBER: 310968  
 VERIZON SITE NAME: WESTPORT 2 CT  
 VERIZON SITE NUMBER: 468226  
 SITE ADDRESS: 180A BAYBERRY LANE  
 WESTPORT, CT 06880



LOCATION MAP

**VERIZON  
5G L-SUB6 CARRIER ADD DRAWINGS**

COMPLIANCE CODE	PROJECT SUMMARY	PROJECT DESCRIPTION	SHEET INDEX				
ALL WORK SHALL BE PERFORMED AND MATERIALS INSTALLED IN ACCORDANCE WITH THE CURRENT EDITIONS OF THE FOLLOWING CODES AS ADOPTED BY THE LOCAL GOVERNMENT AUTHORITIES. NOTHING IN THESE PLANS IS TO BE CONSTRUED TO PERMIT WORK NOT CONFORMING TO THESE CODES.  1. 2018 CONNECTICUT STATE BUILDING CODE-AMENDMENTS TO IBC 2015 2. INTERNATIONAL BUILDING CODE 2015, INTERNATIONAL CODE COUNCIL 3. TIA-222-G-4, STRUCTURAL STANDARD FOR ANTENNA SUPPORTING STRUCTURES AND ANTENNAS 4. ASCE 7-10 MINIMUM DESIGN LOADS FOR BUILDINGS AND OTHER STRUCTURES, AMERICAN SOCIETY OF CIVIL ENGINEERS 5. STEEL CONSTRUCTION MANUAL 14TH EDITION, AMERICAN INSTITUTE OF STEEL CONSTRUCTION 6. CITY/COUNTY ORDINANCES	<u>SITE ADDRESS:</u> 180A BAYBERRY LANE WESTPORT, CT 06880 COUNTY: FAIRFIELD  <u>GEOGRAPHIC COORDINATES:</u> LATITUDE: 41.17166 LONGITUDE: -73.32846 GROUND ELEVATION: 250' AMSL	THE PROPOSED PROJECT INCLUDES MODIFYING GROUND BASED AND TOWER MOUNTED EQUIPMENT AS INDICATED PER BELOW:  <u>TOWER WORK:</u> REMOVE (3) ANTENNA(S) AND (9) RRH(S) INSTALL (6) ANTENNA(S), (12) RRH(S) AND, (3) DIPLEXER(S)  EXISTING (9) ANTENNA(S), (6) 1-5/8" COAX CABLE(S), (1) 12-OVP(S) AND (1) 12x24 HYBRID CABLE(S) TO REMAIN	SHEET NO:	DESCRIPTION:	REV:	DATE:	BY:
	<u>PROJECT TEAM</u>  <u>TOWER OWNER:</u> AMERICAN TOWER 10 PRESIDENTIAL WAY WOBURN, MA 01801  <u>ENGINEER:</u> DEWBERRY ENGINEERS, INC. 99 SUMMER STREET, SUITE 700 BOSTON, MA 02110  <u>PROPERTY OWNER:</u> TOWN OF WESTPORT CT 180A BAYBERRY LANE WESTPORT, CT 06880	<u>PROJECT NOTES</u>  1. THE FACILITY IS UNMANNED. 2. A TECHNICIAN WILL VISIT THE SITE APPROXIMATELY ONCE A MONTH FOR ROUTINE INSPECTION AND MAINTENANCE. 3. THE PROJECT WILL NOT RESULT IN ANY SIGNIFICANT LAND DISTURBANCE OR EFFECT OF STORM WATER DRAINAGE. 4. NO SANITARY SEWER, POTABLE WATER OR TRASH DISPOSAL IS REQUIRED. 5. HANDICAP ACCESS IS NOT REQUIRED. 6. THE PROJECT DEPICTED IN THESE PLANS QUALIFIES AS AN ELIGIBLE FACILITIES REQUEST ENTITLED TO EXPEDITED REVIEW UNDER 47 U.S.C. § 1455(A) AS A MODIFICATION OF AN EXISTING WIRELESS TOWER THAT INVOLVES THE COLLOCATION, REMOVAL, AND/OR REPLACEMENT OF TRANSMISSION EQUIPMENT THAT IS NOT A SUBSTANTIAL CHANGE UNDER CFR § 1.61000 (B)(7).	G-001	TITLE SHEET	1	08/04/21	PP
<u>UTILITY COMPANIES</u>  POWER COMPANY: NORTHEAST UTILITIES PHONE: (800) 286-5000  TELEPHONE COMPANY: FRONTIER COMMUNICATIONS PHONE: (800) 921-8102	<u>APPLICANT:</u> VERIZON WIRELESS 118 FLANDERS ROAD WESTBOROUGH, MA 01581	<u>PROJECT LOCATION DIRECTIONS</u>  FROM HARTFORD TAKE I-91 SOUTH TO MERRITT PKWY SOUTH. TAKE EXIT 42 AND TURN RIGHT OFF EXIT. AT FORK STAY LEFT AND TURN LEFT AT STOP SIGN ONTO EASTON ROAD. FOLLOW EASTON TO BAYBERRY LANE AND TURN RIGHT. GO UNDER MERRITT OVERPASS AND TURN LEFT INTO TOWN COMPLEX. TOWER IS UP HILL JUST PASS ACCESS GATE.	G-002	GENERAL NOTES	1	08/04/21	PP
<b>811</b> Know what's below. Call before you dig.			C-101	DETAILED SITE PLAN	1	08/04/21	PP
			C-201	TOWER ELEVATION	1	08/04/21	PP
			C-401	ANTENNA INFORMATION & SCHEDULE	1	08/04/21	PP
			C-501	CONSTRUCTION DETAILS	1	08/04/21	PP
			E-501	GROUNDING DETAILS	1	08/04/21	PP
			R-601	SUPPLEMENTAL			



**Dewberry®**  
 Dewberry Engineers Inc.  
 99 SUMMER STREET  
 SUITE 700  
 BOSTON, MA 02110  
 PHONE: 617.531.0801  
 FAX: 617.695.3310

REV.	DESCRIPTION	BY	DATE
A	PRELIM	JW	06/23/21
0	FINAL	JL	07/21/21
1	FINAL	PP	08/04/21

ATC SITE NUMBER:  
310968  
  
 ATC SITE NAME:  
WSPT-WESTPORT REBUILD CT  
  
 VERIZON SITE NAME:  
WESTPORT 2 CT  
  
 SITE ADDRESS:  
180A BAYBERRY LANE  
WESTPORT, CT 06880



DATE DRAWN:	06/23/21
ATC JOB NO:	13685614
CUSTOMER ID:	WESTPORT 2 CT
CUSTOMER #:	468226

TITLE SHEET

SHEET NUMBER: <b>G-001</b>	REVISION: <b>1</b>
-------------------------------	-----------------------

Copyright © 2021 ATC IP, LLC. All Rights Reserved.



**GENERAL CONSTRUCTION NOTES:**

1. OWNER FURNISHED MATERIALS, VERIZON "THE COMPANY" WILL PROVIDE AND THE CONTRACTOR WILL INSTALL
  - A. BTS EQUIPMENT FRAME (PLATFORM) AND ICEBRIDGE SHELTER (GROUND BUILD/CO-LOCATE ONLY)
  - B. AC/TELCO INTERFACE BOX (PPC)
  - C. ICE BRIDGE (CABLE TRAY WITH COVER) (GROUND BUILD/CO-LOCATE ONLY, GC TO FURNISH AND INSTALL FOR ROOFTOP INSTALLATION)
  - D. TOWERS, MONOPOLES
  - E. TOWER LIGHTING
  - F. GENERATORS & LIQUID PROPANE TANK
  - G. ANTENNA STANDARD BRACKETS, FRAMES AND PIPES FOR MOUNTING
  - H. ANTENNAS (INSTALLED BY OTHERS)
  - I. TRANSMISSION LINE
  - J. TRANSMISSION LINE JUMPERS
  - K. TRANSMISSION LINE CONNECTORS WITH WEATHERPROOFING KITS
  - L. TRANSMISSION LINE GROUND KITS
  - M. HANGERS
  - N. HOISTING GRIPS
  - O. BTS EQUIPMENT
2. THE CONTRACTOR IS RESPONSIBLE TO PROVIDE ALL OTHER MATERIALS FOR THE COMPLETE INSTALLATION OF THE SITE INCLUDING, BUT NOT LIMITED TO, SUCH MATERIALS AS FENCING, STRUCTURAL STEEL SUPPORTING SUB-FRAME FOR PLATFORM, ROOFING LABOR AND MATERIALS, GROUNDING RINGS, GROUNDING WIRES, COPPER-CLAD OR XIT CHEMICAL GROUND ROD(S), BUSS BARS, TRANSFORMERS AND DISCONNECT SWITCHES WHERE APPLICABLE, TEMPORARY ELECTRICAL POWER, CONDUIT, LANDSCAPING COMPOUND STONE, CRANES, CORE DRILLING, SLEEPERS AND RUBBER MATTING, REBAR, CONCRETE CAISSONS, PADS AND/OR AUGER MOUNTS, MISCELLANEOUS FASTENERS, CABLE TRAYS, NON-STANDARD ANTENNA FRAMES AND ALL OTHER MATERIAL AND LABOR REQUIRED TO COMPLETE THE JOB ACCORDING TO THE DRAWINGS AND SPECIFICATIONS. IT IS THE POSITION OF VERIZON TO APPLY FOR PERMITTING AND CONTRACTOR RESPONSIBLE FOR PICKUP AND PAYMENT OF REQUIRED PERMITS.
3. ALL WORK SHALL CONFORM TO ALL CURRENT APPLICABLE FEDERAL, STATE, AND LOCAL CODES, INCLUDING ANSI/EIA/TIA-222, AND COMPLY WITH ATC CONSTRUCTION SPECIFICATIONS.
4. CONTRACTOR SHALL CONTACT LOCAL 811 FOR IDENTIFICATION OF UNDERGROUND UTILITIES PRIOR TO START OF CONSTRUCTION.
5. CONTRACTOR SHALL BE RESPONSIBLE FOR COORDINATING ALL REQUIRED INSPECTIONS.
6. ALL DIMENSIONS TO, OF, AND ON EXISTING BUILDINGS, DRAINAGE STRUCTURES, AND SITE IMPROVEMENTS SHALL BE VERIFIED IN FIELD BY CONTRACTOR WITH ALL DISCREPANCIES REPORTED TO THE ENGINEER.
7. DO NOT CHANGE SIZE OR SPACING OF STRUCTURAL ELEMENTS.
8. DETAILS SHOWN ARE TYPICAL; SIMILAR DETAILS APPLY TO SIMILAR CONDITIONS UNLESS OTHERWISE NOTED.
9. THESE DRAWINGS DO NOT INCLUDE NECESSARY COMPONENTS FOR CONSTRUCTION SAFETY WHICH SHALL BE THE SOLE RESPONSIBILITY OF THE CONTRACTOR.
10. CONTRACTOR SHALL BRACE STRUCTURES UNTIL ALL STRUCTURAL ELEMENTS NEEDED FOR STABILITY ARE INSTALLED. THESE ELEMENTS ARE AS FOLLOWS: LATERAL BRACING, ANCHOR BOLTS, ETC.
11. CONTRACTOR SHALL DETERMINE EXACT LOCATION OF EXISTING UTILITIES, GROUNDS DRAINS, DRAIN PIPES, VENTS, ETC. BEFORE COMMENCING WORK.
12. INCORRECTLY FABRICATED, DAMAGED, OR OTHERWISE MISFITTING OR NONCONFORMING MATERIALS OR CONDITIONS SHALL BE REPORTED TO THE VERIZON REP PRIOR TO REMEDIAL OR CORRECTIVE ACTION. ANY SUCH REMEDIAL ACTION SHALL REQUIRE WRITTEN APPROVAL BY THE VERIZON REP PRIOR TO PROCEEDING.
13. EACH CONTRACTOR SHALL COOPERATE WITH THE VERIZON REP, AND COORDINATE HIS WORK WITH THE WORK OF OTHERS.
14. CONTRACTOR SHALL REPAIR ANY DAMAGE CAUSED BY CONSTRUCTION OF THIS PROJECT TO MATCH EXISTING PRE-CONSTRUCTION CONDITIONS TO THE SATISFACTION OF THE VERIZON CONSTRUCTION MANAGER.
15. ALL CABLE/CONDUIT ENTRY/EXIT PORTS SHALL BE WEATHERPROOFED DURING INSTALLATION USING A SILICONE SEALANT.
16. WHERE EXISTING CONDITIONS DO NOT MATCH THOSE SHOWN IN THIS PLAN SET, CONTRACTOR SHALL NOTIFY THE VERIZON REP AND ENGINEER OF RECORD IMMEDIATELY.
17. CONTRACTOR SHALL ENSURE ALL SUBCONTRACTORS ARE PROVIDED WITH A COMPLETE AND CURRENT SET OF DRAWINGS AND SPECIFICATIONS FOR THIS PROJECT.
18. CONTRACTOR SHALL REMOVE ALL RUBBISH AND DEBRIS FROM THE SITE AT THE END OF EACH DAY.
19. CONTRACTOR SHALL COORDINATE WORK SCHEDULE WITH AMERICAN TOWER CORPORATION (ATC) AND TAKE PRECAUTIONS TO MINIMIZE IMPACT AND DISRUPTION OF OTHER OCCUPANTS OF THE FACILITY.
20. CONTRACTOR SHALL FURNISH VERIZON AND AMERICAN TOWER CORPORATION (ATC) WITH A PDF MARKED UP AS-BUILT SET OF DRAWINGS UPON COMPLETION OF WORK.
21. PRIOR TO SUBMISSION OF BID, CONTRACTOR SHALL COORDINATE WITH VERIZON REP TO DETERMINE WHAT, IF ANY, ITEMS WILL BE PROVIDED. ALL ITEMS NOT PROVIDED SHALL BE PROVIDED AND INSTALLED BY THE CONTRACTOR. CONTRACTOR WILL INSTALL ALL ITEMS PROVIDED.

22. PRIOR TO SUBMISSION OF BID, CONTRACTOR SHALL COORDINATE WITH VERIZON REP TO DETERMINE IF ANY PERMITS WILL BE OBTAINED BY CONTRACTOR. ALL REQUIRED PERMITS NOT OBTAINED BY VERIZON MUST BE OBTAINED, AND PAID FOR, BY THE CONTRACTOR.
23. CONTRACTOR SHALL INSTALL ALL SITE SIGNAGE IN ACCORDANCE WITH VERIZON SPECIFICATIONS AND REQUIREMENTS.
24. CONTRACTOR SHALL SUBMIT ALL SHOP DRAWINGS TO VERIZON FOR REVIEW AND APPROVAL PRIOR TO FABRICATION.
25. ALL EQUIPMENT SHALL BE INSTALLED ACCORDING TO MANUFACTURER'S SPECIFICATIONS AND LOCATED ACCORDING TO VERIZON SPECIFICATIONS, AND AS SHOWN IN THESE PLANS.
26. THE CONTRACTOR SHALL SUPERVISE AND DIRECT THE PROJECT DESCRIBED HEREIN. THE CONTRACTOR SHALL BE SOLELY RESPONSIBLE FOR ALL THE CONSTRUCTION MEANS, METHODS, TECHNIQUES, SEQUENCES AND PROCEDURES AND FOR COORDINATING ALL PORTIONS OF THE WORK UNDER THE CONTRACT.
27. CONTRACTOR SHALL NOTIFY VERIZON REP A MINIMUM OF 48 HOURS IN ADVANCE OF POURING CONCRETE OR BACKFILLING ANY UNDERGROUND UTILITIES, FOUNDATIONS OR SEALING ANY WALL, FLOOR OR ROOF PENETRATIONS FOR ENGINEERING REVIEW AND APPROVAL.
28. CONTRACTOR SHALL BE RESPONSIBLE FOR SITE SAFETY INCLUDING COMPLIANCE WITH ALL APPLICABLE OSHA STANDARDS AND RECOMMENDATIONS AND SHALL PROVIDE ALL NECESSARY SAFETY DEVICES INCLUDING PPE AND PPM AND CONSTRUCTION DEVICES SUCH AS WELDING AND FIRE PREVENTION, TEMPORARY SHORING, SCAFFOLDING, TRENCH BOXES/SLOPING, BARRIERS, ETC.
29. THE CONTRACTOR SHALL PROTECT AT HIS OWN EXPENSE, ALL EXISTING FACILITIES AND SUCH OF HIS NEW WORK LIABLE TO INJURY DURING THE CONSTRUCTION PERIOD. ANY DAMAGE CAUSED BY NEGLIGENCE ON THE PART OF THIS CONTRACTOR OR HIS REPRESENTATIVES, OR BY THE ELEMENTS DUE TO NEGLIGENCE ON THE PART OF THIS CONTRACTOR OR HIS REPRESENTATIVES, EITHER TO THE EXISTING WORK, OR TO HIS WORK OR THE WORK OF ANY OTHER CONTRACTOR, SHALL BE REPAIRED AT HIS EXPENSE TO THE OWNER'S SATISFACTION.
30. ALL WORK SHALL BE INSTALLED IN A FIRST CLASS, NEAT AND WORKMANLIKE MANNER BY MECHANICS SKILLED IN THE TRADE INVOLVED. THE QUALITY OF WORKMANSHIP SHALL BE SUBJECT TO THE APPROVAL OF THE VERIZON REP. ANY WORK FOUND BY THE VERIZON REP TO BE OF INFERIOR QUALITY AND/OR WORKMANSHIP SHALL BE REPLACED AND/OR REWORKED AT CONTRACTOR EXPENSE UNTIL APPROVAL IS OBTAINED.
31. IN ORDER TO ESTABLISH STANDARDS OF QUALITY AND PERFORMANCE, ALL TYPES OF MATERIALS LISTED HEREINAFTER BY MANUFACTURER'S NAMES AND/OR MANUFACTURER'S CATALOG NUMBER SHALL BE PROVIDED BY THESE MANUFACTURERS AS SPECIFIED.
32. VERIZON FURNISHED EQUIPMENT SHALL BE PICKED-UP AT THE VERIZON WAREHOUSE, NO LATER THAN 48HR AFTER BEING NOTIFIED INSURED, STORED, UNCRATE, PROTECTED AND INSTALLED BY THE CONTRACTOR WITH ALL APPURTENANCES REQUIRED TO PLACE THE EQUIPMENT IN OPERATION, READY FOR USE. THE CONTRACTOR SHALL BE RESPONSIBLE FOR THE EQUIPMENT AFTER PICKING IT UP.
33. VERIZON OR HIS ARCHITECT/ENGINEER RESERVES THE RIGHT TO REJECT ANY EQUIPMENT OR MATERIALS WHICH, IN HIS OWN OPINION ARE NOT IN COMPLIANCE WITH THE CONTRACT DOCUMENTS, EITHER BEFORE OR AFTER INSTALLATION AND THE EQUIPMENT SHALL BE REPLACED WITH EQUIPMENT CONFORMING TO THE REQUIREMENTS OF THE CONTRACT DOCUMENTS BY THE CONTRACTOR AT NO COST TO VERIZON OR THEIR ARCHITECT/ENGINEER.

**SPECIAL CONSTRUCTION**

**ANTENNA INSTALLATION NOTES:**

1. WORK INCLUDED:
  - A. ANTENNA AND COAXIAL CABLES ARE FURNISHED BY VERIZON UNDER A SEPARATE CONTRACT. THE CONTRACTOR SHALL ASSIST ANTENNA INSTALLATION CONTRACTOR IN TERMS OF COORDINATION AND SITE ACCESS. ERECTION SUBCONTRACTOR SHALL BE RESPONSIBLE FOR THE PROTECTION OF PERSONNEL AND
  - B. INSTALL ANTENNA AS INDICATE ON DRAWINGS AND VERIZON SPECIFICATIONS.
  - C. INSTALL GALVANIZED STEEL ANTENNA MOUNTS AS INDICATED ON DRAWINGS
  - D. INSTALL FURNISHED GALVANIZED STEEL OR ALUMINUM WAVEGUIDE.
  - E. CONTRACTOR SHALL PROVIDE FOUR (4) SETS OF SWEEP TESTS USING ANRITZU-PACKARD 8713B RF SCALAR NETWORK ANALYZER. SUBMIT FREQUENCY DOMAIN REFLECTOMETER(FDR) TESTS RESULTS TO THE PROJECT MANAGER. SWEEP TESTS SHALL BE AS PER ATTACHED RFS "MINIMUM FIELD TESTING RECOMMENDED FOR ANTENNA AND HELIAX COAXIAL CABLE SYSTEMS" DATED 10/5/93. TESTING SHALL BE PERFORMED BY AN INDEPENDENT TESTING SERVICE AND BE BOUND AND SUBMITTED WITHIN ONE WEEK OF WORK COMPLETION.
  - F. INSTALL COAXIAL CABLES AND TERMINATING BETWEEN ANTENNAS AND EQUIPMENT PER MANUFACTURER'S RECOMMENDATIONS. WEATHERPROOF ALL CONNECTIONS BETWEEN THE ANTENNA AND EQUIPMENT PER MANUFACTURER'S REQUIREMENTS. TERMINATE ALL COAXIAL CABLE THREE (3) FEET IN EXCESS OF ENTRY PORT LOCATION UNLESS OTHERWISE STATED.
  - G. ANTENNA AND COAXIAL CABLE GROUNDING:
2. ALL EXTERIOR #6 GREEDED GROUND WIRE "DAISY CHAIN" CONNECTIONS ARE TO BE WEATHER SEALED WITH RFS CONNECTORS/SPICE WEATHERPROOFING KIT #221213 OR EQUAL.
3. ALL COAXIAL CABLE GROUNDING KITS ARE TO BE INSTALLED ON STRAIGHT RUNS OF COAXIAL CABLE (NOT WITHIN BENDS)

ALL DISCREPANCIES FROM WHAT IS SHOWN ON THESE CONSTRUCTION DRAWINGS SHALL BE COMMUNICATED TO ATC ENGINEERING IMMEDIATELY FOR CORRECTION OR RE-DESIGN. FAILURE TO COMMUNICATE DIRECTLY WITH ATC ENGINEERING OR ANY CHANGES FROM THE DESIGN CONDUCTED WITHOUT PRIOR APPROVAL FROM ATC ENGINEERING SHALL BE THE SOLE RESPONSIBILITY OF THE GENERAL CONTRACTOR.



**Dewberry®**  
 Dewberry Engineers Inc.  
 99 SUMMER STREET  
 SUITE 700  
 BOSTON, MA 02110  
 PHONE: 617.531.0801  
 FAX: 617.695.3310

REV.	DESCRIPTION	BY	DATE
A	PRELIM	JW	06/23/21
0	FINAL	JL	07/21/21
1	FINAL	PP	08/04/21

ATC SITE NUMBER:  
**310968**

ATC SITE NAME:  
**WSPT-WESTPORT REBUILD CT**

VERIZON SITE NAME:  
**WESTPORT 2 CT**

SITE ADDRESS:  
 180A BAYBERRY LANE  
 WESTPORT, CT 06880



DATE DRAWN:	06/23/21
ATC JOB NO:	13685614
CUSTOMER ID:	WESTPORT 2 CT
CUSTOMER #:	468226

**GENERAL NOTES**

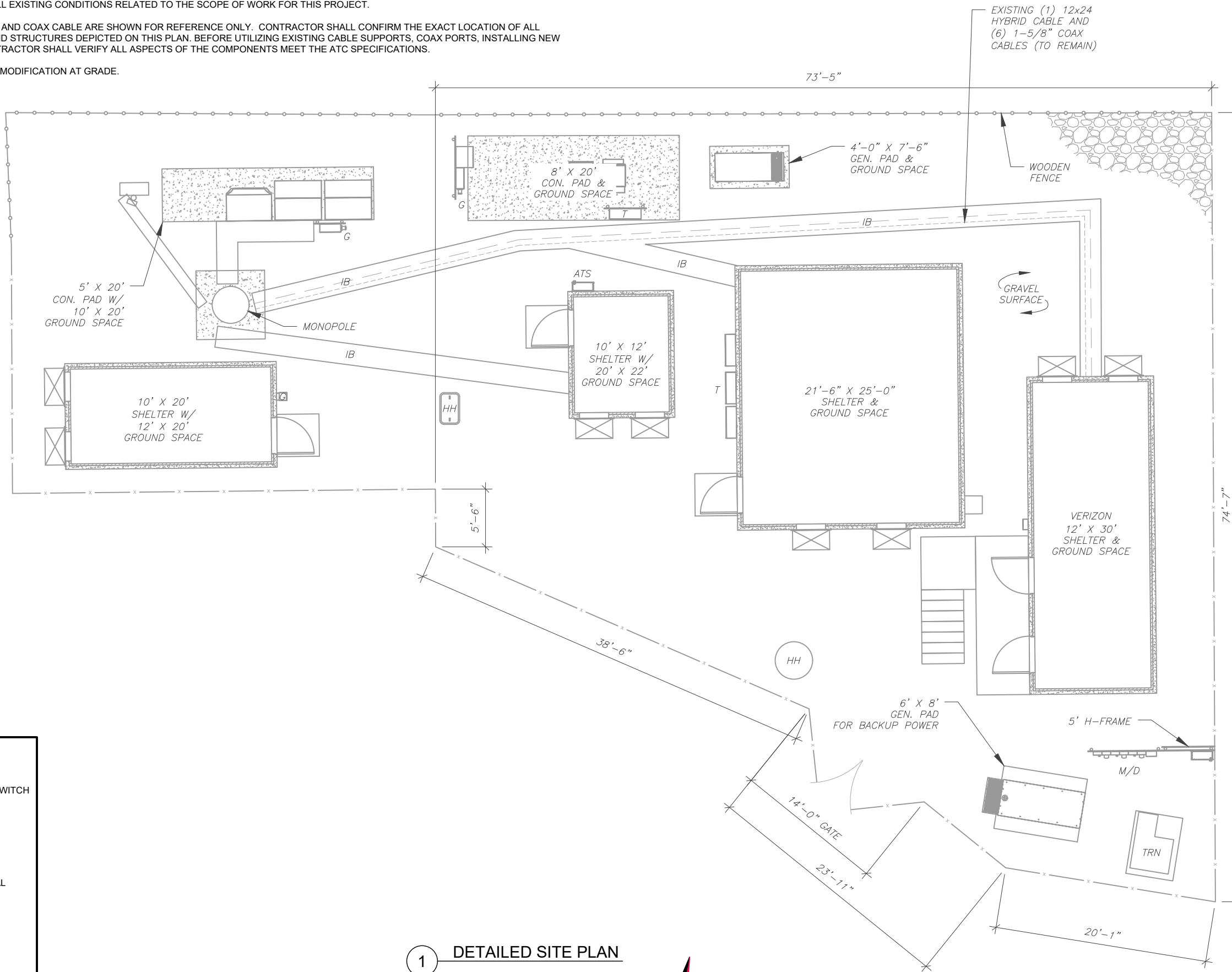
SHEET NUMBER:  
**G-002**

REVISION:  
**1**

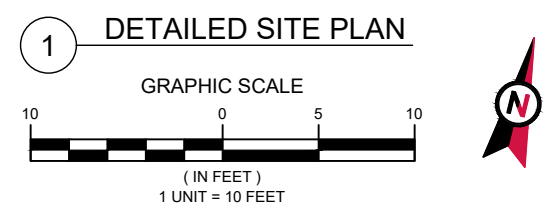
Copyright © 2021 ATC IP LLC, All Rights Reserved.

**SITE PLAN NOTES:**

1. THIS SITE PLAN REPRESENTS THE BEST PRESENT KNOWLEDGE AVAILABLE TO THE ENGINEER AT THE TIME OF THIS DESIGN. THE CONTRACTOR SHALL VISIT THE SITE PRIOR TO CONSTRUCTION AND VERIFY ALL EXISTING CONDITIONS RELATED TO THE SCOPE OF WORK FOR THIS PROJECT.
2. ICE BRIDGE, CABLE LADDER, COAX PORT, AND COAX CABLE ARE SHOWN FOR REFERENCE ONLY. CONTRACTOR SHALL CONFIRM THE EXACT LOCATION OF ALL PROPOSED AND EXISTING EQUIPMENT AND STRUCTURES DEPICTED ON THIS PLAN. BEFORE UTILIZING EXISTING CABLE SUPPORTS, COAX PORTS, INSTALLING NEW PORTS OR ANY OTHER EQUIPMENT, CONTRACTOR SHALL VERIFY ALL ASPECTS OF THE COMPONENTS MEET THE ATC SPECIFICATIONS.
3. THIS PROJECT INCLUDES NO INSTALL OR MODIFICATION AT GRADE.



LEGEND	
⊗	GROUNDING TEST WELL
ATS	AUTOMATIC TRANSFER SWITCH
B	BOLLARD
CSC	CELL SITE CABINET
D	DISCONNECT
E	ELECTRICAL
F	FIBER
GEN	GENERATOR
G	GENERATOR RECEPTACAL
HH, V	HAND HOLE, VAULT
IB	ICE BRIDGE
K	KENTROX BOX
LC	LIGHTING CONTROL
M	METER
PB	PULL BOX
PP	POWER POLE
T	TELCO
TRN	TRANSFORMER
—x—	CHAINLINK FENCE
—o—o—	WOOD FENCE



**AMERICAN TOWER®**

**Dewberry®**  
 Dewberry Engineers Inc.  
 99 SUMMER STREET  
 SUITE 700  
 BOSTON, MA 02110  
 PHONE: 617.531.0801  
 FAX: 617.695.3310

REV.	DESCRIPTION	BY	DATE
A	PRELIM	JW	06/23/21
0	FINAL	JL	07/21/21
1	FINAL	PP	08/04/21

ATC SITE NUMBER:  
**310968**

ATC SITE NAME:  
**WSPT-WESTPORT REBUILD CT**

VERIZON SITE NAME:  
**WESTPORT 2 CT**

SITE ADDRESS:  
180A BAYBERRY LANE  
WESTPORT, CT 06880

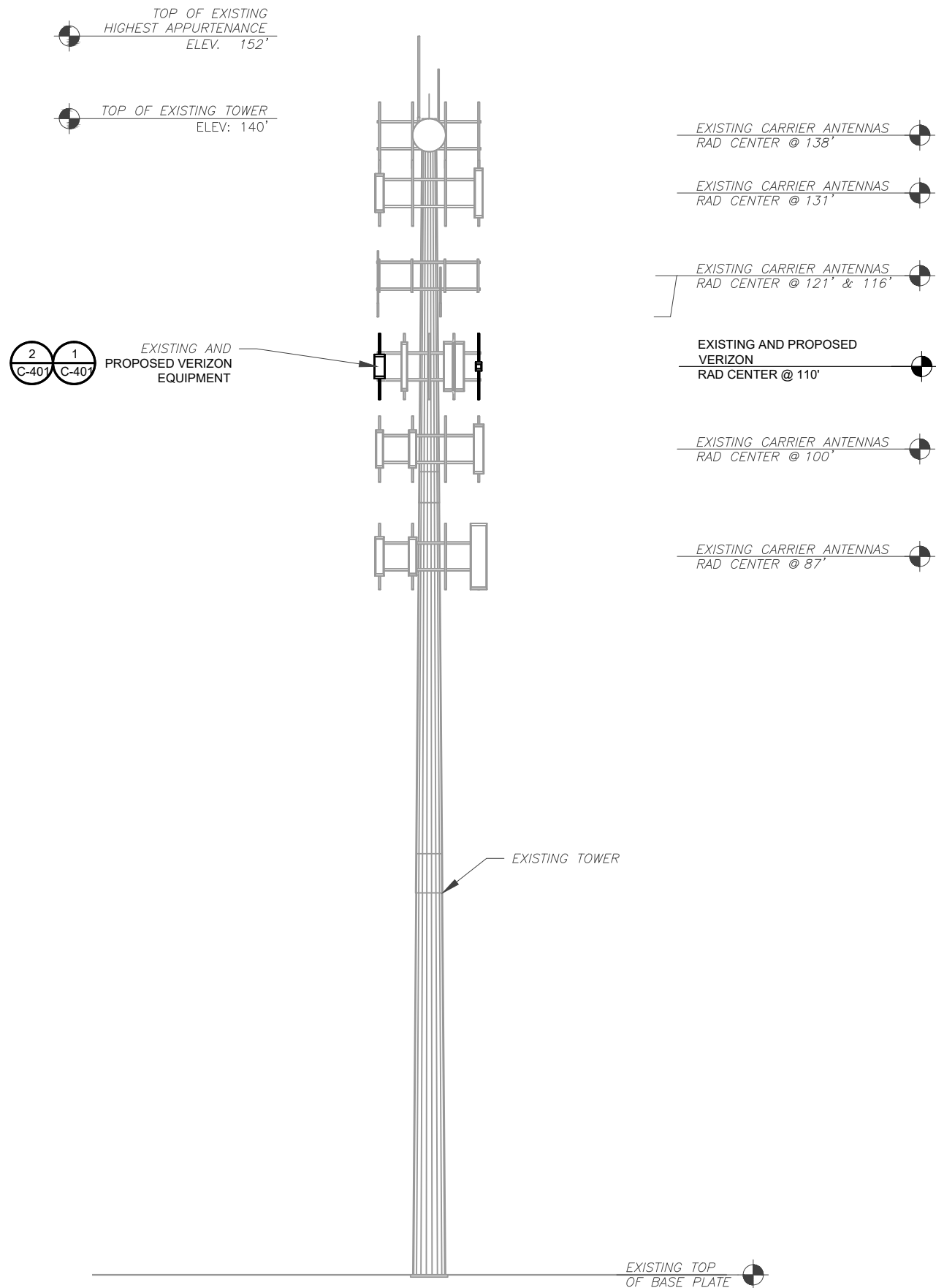


DATE DRAWN:	06/23/21
ATC JOB NO:	13685614
CUSTOMER ID:	WESTPORT 2 CT
CUSTOMER #:	468226

**DETAILED SITE PLAN**

SHEET NUMBER: <b>C-101</b>	REVISION: <b>1</b>
-------------------------------	-----------------------

Copyright © 2021 ATC IP, LLC. All Rights Reserved.



1 TOWER ELEVATION  
SCALE: N.T.S.

**TOWER NOTE:**

- IT IS THE CONTRACTOR'S RESPONSIBILITY TO CONFIRM WITH THE PROJECT MANAGER THAT THEY HAVE THE MOST RECENT VERSION OF THE STRUCTURAL ANALYSIS BEFORE COMMENCING WORK. EXISTING AND PROPOSED TOWER APPURTENANCES, MOUNTS, AND ANTENNAS ARE SHOWN BASED ON THE STRUCTURAL ANALYSIS.
- WHERE APPLICABLE, ALL NEW ANTENNAS, EQUIPMENT, MOUNTS, CABLING, ETC. SHALL BE PAINTED/SOCKED TO MATCH EXISTING EQUIPMENT IN ACCORDANCE WITH FAA, JURISDICTION, AND/OR OTHER LOCAL REQUIREMENTS.
- ROUTE PROPOSED CABLES ALONG SAME PATH AS EXISTING CABLES AND IN ACCORDANCE WITH STRUCTURAL ANALYSIS. IF ADEQUATE SPACE EXISTS, ROUTE CABLES THROUGH ENTRY PORT HOLE, UP INSIDE OF MONOPOLE, AND THROUGH EXIT PORT HOLE. IF ROUTING OUTSIDE THE MONOPOLE, ATTACH CABLES USING STAND-OFF ADAPTERS MOUNTED TO TOWER USING STAINLESS STEEL BANDING. ADEQUATELY SECURE CABLES USING EITHER APPROPRIATELY SIZED STAINLESS STEEL SNAP-INS OR MOUNTING HARDWARE AND BRACKETS AS SPECIFIED BY CABLE MANUFACTURER.
- TOWER ELEVATIONS ARE MEASURED FROM TOP OF BASE PLATE TO MATCH STRUCTURAL ANALYSIS. ELEVATIONS DO NOT REFLECT TRUE ABOVE GROUND LEVEL (A.G.L.)
- DEWBERRY OR ATC HAS NOT BEEN PROVIDED WITH OR CONTRACTED TO PERFORM A MOUNT ANALYSIS AT THIS SITE. CONSTRUCTION IS NOT TO PROCEED WITHOUT A PASSING MOUNT ANALYSIS REPORT



**Dewberry**  
Dewberry Engineers Inc.  
99 SUMMER STREET  
SUITE 700  
BOSTON, MA 02110  
PHONE: 617.531.0801  
FAX: 617.695.3310

REV.	DESCRIPTION	BY	DATE
A	PRELIM	JW	06/23/21
0	FINAL	JL	07/21/21
1	FINAL	PP	08/04/21

ATC SITE NUMBER:  
310968

ATC SITE NAME:  
WSPT-WESTPORT REBUILD CT

VERIZON SITE NAME:  
WESTPORT 2 CT

SITE ADDRESS:  
180A BAYBERRY LANE  
WESTPORT, CT 06880

SEAL:

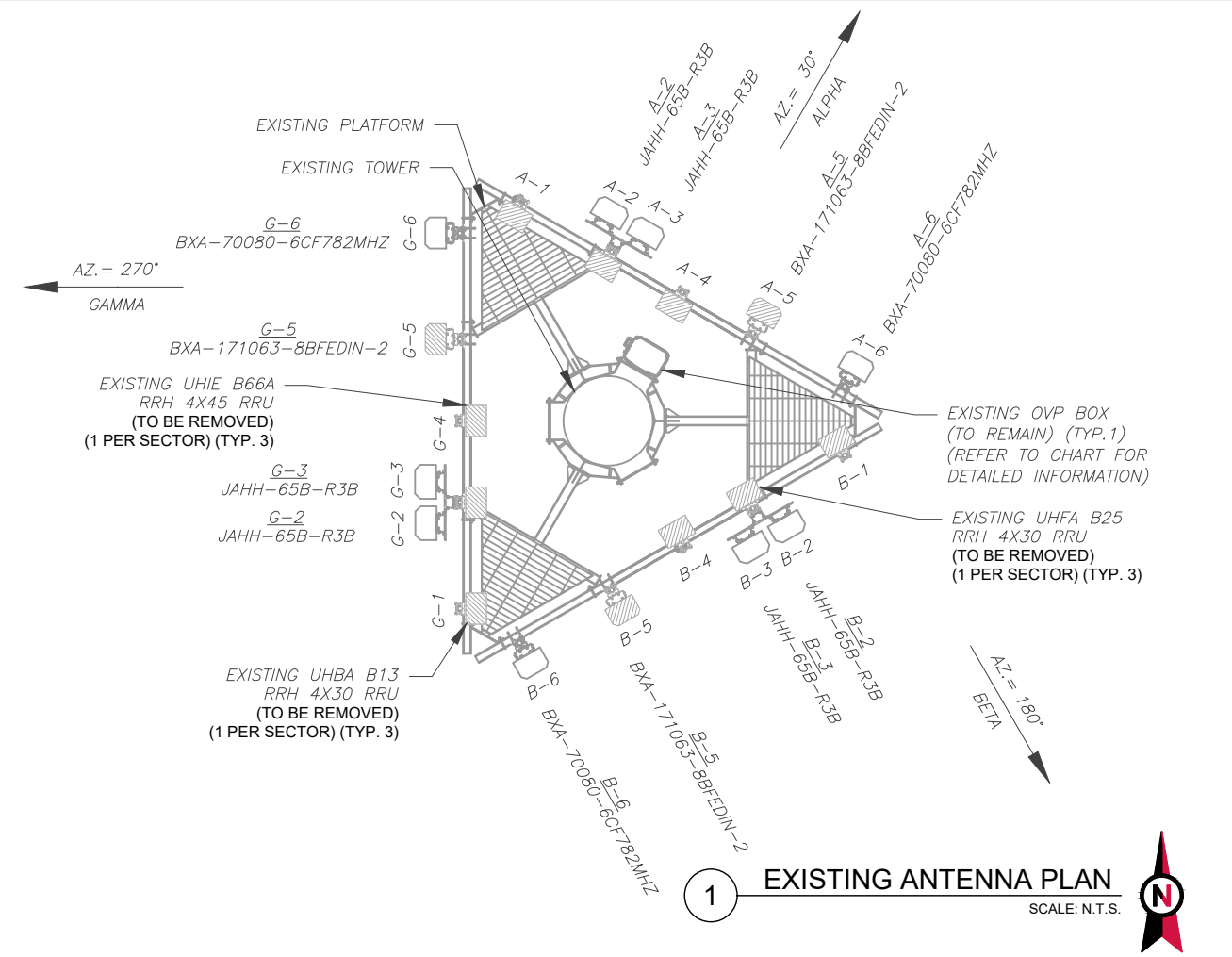


DATE DRAWN:	06/23/21
ATC JOB NO:	13685614
CUSTOMER ID:	WESTPORT 2 CT
CUSTOMER #:	468226

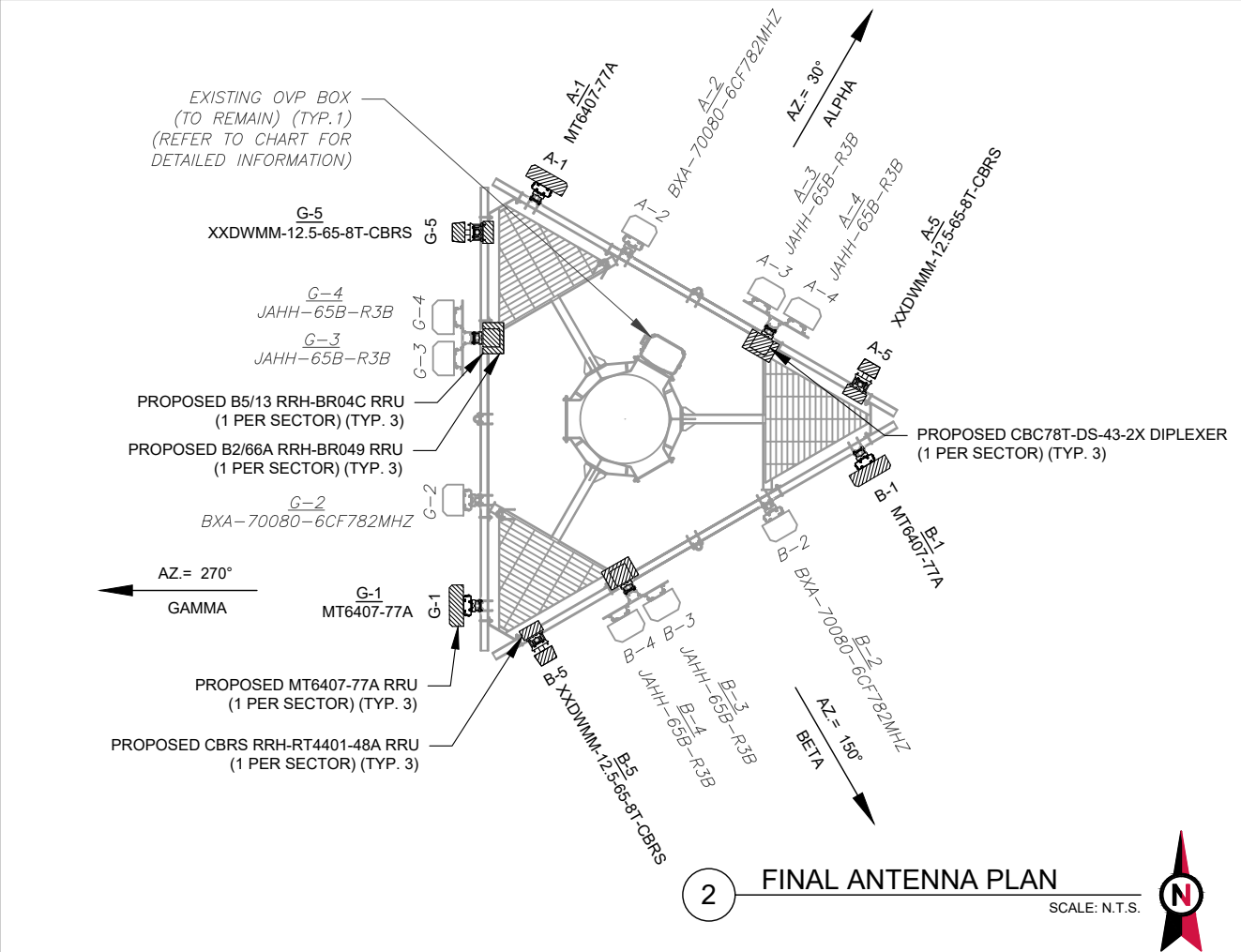
TOWER ELEVATION

SHEET NUMBER: <b>C-201</b>	REVISION: <b>1</b>
-------------------------------	-----------------------

Copyright © 2021 ATC IP, LLC. All Rights Reserved.



1 EXISTING ANTENNA PLAN  
SCALE: N.T.S.



2 FINAL ANTENNA PLAN  
SCALE: N.T.S.

EXISTING ANTENNA SCHEDULE										
LOCATION		ANTENNA SUMMARY					NON ANTENNA SUMMARY			
SECTOR	RAD	AZ	POS	ANTENNA	BAND	MECH/ELEC D-TILT	STATUS	ADDITIONAL TOWER MOUNTED EQUIPMENT	STATUS	
ALPHA	110'	30°	A1	-	-	-	-	UHBA B13 RRH 4X30	RMV	
			A2	JAHH-65B-R3B	700/1900/AWS	0/2,2,2	REL	UHFA B25 RRH 4X30	RMV	
			A3	JAHH-65B-R3B	700/1900/AWS	0/2,2,2	REL	UHFA B25 RRH 4X30	RMV	
			A4	-	-	-	-	UHIE B66A RRH 4X45	RMV	
			A5	BXA-171063-8BFEDIN-2	-	-	-	RMV	-	-
			A6	BXA-70080-6CF-782MHZ	850 CDMA	3/0	REL	-	-	
BETA	110'	150°	B1	-	-	-	-	UHBA B13 RRH 4X30	RMV	
			B2	JAHH-65B-R3B	700/1900/AWS	0/2,2,2	RMN	UHFA B25 RRH 4X30	RMV	
			B3	JAHH-65B-R3B	700/1900/AWS	0/2,2,2	REL	UHFA B25 RRH 4X30	RMV	
			B4	-	-	-	-	UHIE B66A RRH 4X45	RMV	
			B5	BXA-171063-8BFEDIN-2	-	-	-	RMV	-	-
			B6	BXA-70080-6CF-782MHZ	850 CDMA	3/0	REL	-	-	
GAMMA	110'	270°	G1	-	-	-	-	UHBA B13 RRH 4X30	RMV	
			G2	JAHH-65B-R3B	700/1900/AWS	0/2,2,2	REL	UHFA B25 RRH 4X30	RMV	
			G3	JAHH-65B-R3B	700/1900/AWS	0/2,2,2	REL	UHFA B25 RRH 4X30	RMV	
			G4	-	-	-	-	UHIE B66A RRH 4X45	RMV	
			G5	BXA-171063-8BFEDIN-2	-	-	-	RMV	-	-
			G6	BXA-70080-6CF-782MHZ	850 CDMA	3/0	REL	-	-	

**NOTES**

- CONFIRM WITH VERIZON REP FOR APPLICABLE UPDATES/REVISIONS AND MOST RECENT RFDS FOR NSN CONFIGURATION (CONFIG). GC TO CAP ALL UNUSED PORTS.
- CONFIRM SPACING OF PROPOSED EQUIP DOES NOT CAUSE TOWER CONFLICTS NOR IMPEDE TOWER CLIMBING PEGS.

**STATUS ABBREVIATIONS**

RMV: TO BE REMOVED  
RMN: TO REMAIN  
REL: TO BE RELOCATED  
ADD: TO BE ADDED

**CABLE LENGTHS FOR JUMPERS**

JUNCTION BOX TO RRU: 15'  
RRU TO ANTENNA: 10'

FINAL ANTENNA SCHEDULE									
LOCATION		ANTENNA SUMMARY					NON ANTENNA SUMMARY		
SECTOR	RAD	AZ	POS	ANTENNA	BAND	MECH/ELEC D-TILT	STATUS	ADDITIONAL TOWER MOUNTED EQUIPMENT	STATUS
ALPHA	110'	30°	A1	MT6407-77A	L-SUB6	0/3	ADD	MT6407-77A	ADD
			A2	BXA-70080-6CF-782MHZ	850 CDMA	3/0	RMN	-	-
			A3	JAHH-65B-R3B	700/850/1900/AWS	0/2,2,2	RMN	CBC78T-DS-43-2X	ADD
			A4	JAHH-65B-R3B	700/850/1900/AWS	0/2,2,2	RMN	B2/B66A RRH-BR049	ADD
			A5	XXDWM-12.5-65-8T-CBRS	CBRS	0/8	ADD	B5/B13 RRH-BR04C	ADD
BETA	110'	150°	B1	MT6407-77A	L-SUB6	0/3	ADD	MT6407-77A	ADD
			B2	BXA-70080-6CF-782MHZ	850 CDMA	3/0	RMN	-	-
			B3	JAHH-65B-R3B	700/850/1900/AWS	0/2,2,2	RMN	CBC78T-DS-43-2X	ADD
			B4	JAHH-65B-R3B	700/850/1900/AWS	0/2,2,2	RMN	B2/B66A RRH-BR049	ADD
			B5	XXDWM-12.5-65-8T-CBRS	CBRS	0/8	ADD	B5/B13 RRH-BR04C	ADD
GAMMA	110'	270°	G1	MT6407-77A	L-SUB6	0/3	ADD	MT6407-77A	ADD
			G2	BXA-70080-6CF-782MHZ	850 CDMA	3/0	RMN	-	-
			G3	JAHH-65B-R3B	700/850/1900/AWS	0/2,2,2	RMN	CBC78T-DS-43-2X	ADD
			G4	JAHH-65B-R3B	700/850/1900/AWS	0/2,2,2	RMN	B2/B66A RRH-BR049	ADD
			G5	XXDWM-12.5-65-8T-CBRS	CBRS	0/8	ADD	B5/B13 RRH-BR04C	ADD

EXISTING FIBER DISTRIBUTION/OVP BOX		EXISTING CABLING SUMMARY		
MODEL NUMBER	STATUS	COAX	HYBRID	STATUS
-	-	(6) 1 5/8"	-	RMN
(1) 12 OVP	RMN	-	(1) 12X24	RMN

3 EQUIPMENT SCHEDULES

FINAL FIBER DISTRIBUTION / OVP BOX		FINAL CABLING SUMMARY		
MODEL NUMBER	STATUS	COAX	HYBRID	STATUS
-	-	(6) 1 5/8"	-	RMN
(1) 12 OVP	RMN	-	(1) 12X24	RMN



**Dewberry**  
Dewberry Engineers Inc.  
99 SUMMER STREET  
SUITE 700  
BOSTON, MA 02110  
PHONE: 617.531.0801  
FAX: 617.695.3310

REV.	DESCRIPTION	BY	DATE
A	PRELIM	JW	06/23/21
0	FINAL	JL	07/21/21
1	FINAL	PP	08/04/21

ATC SITE NUMBER:  
310968

ATC SITE NAME:  
WSPT-WESTPORT REBUILD CT

VERIZON SITE NAME:  
WESTPORT 2 CT

SITE ADDRESS:  
180A BAYBERRY LANE  
WESTPORT, CT 06880



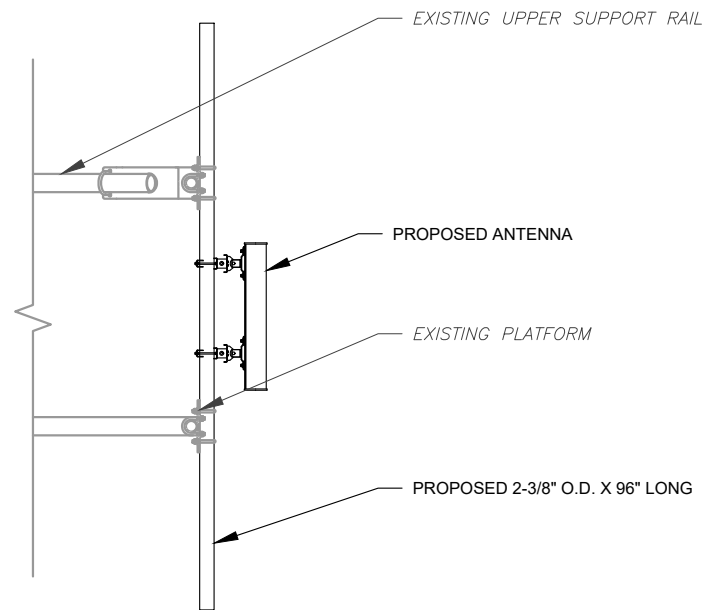
**verizon**

DATE DRAWN: 06/23/21  
ATC JOB NO: 13685614  
CUSTOMER ID: WESTPORT 2 CT  
CUSTOMER #: 468226

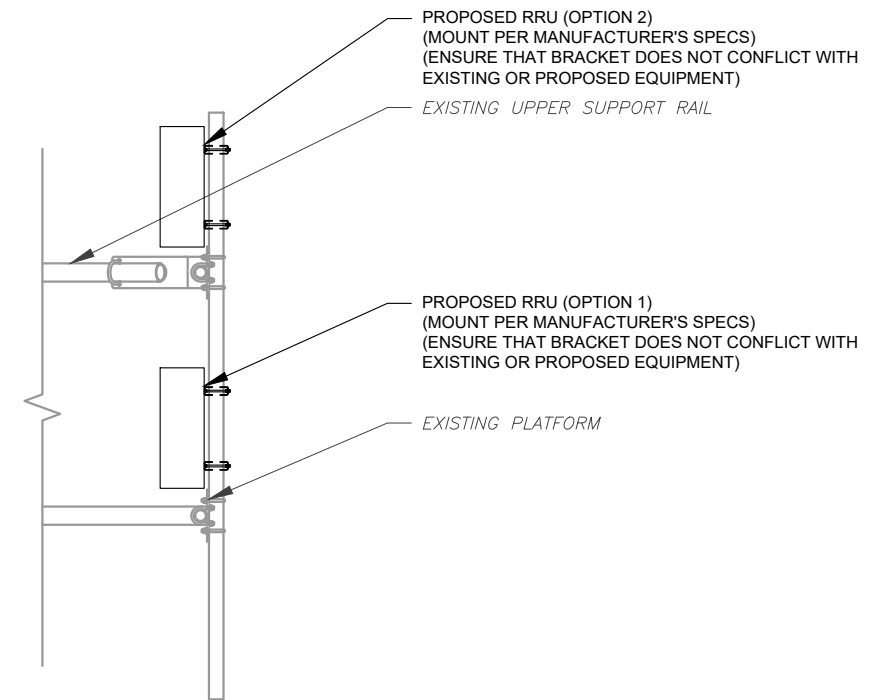
ANTENNA INFORMATION & SCHEDULE

SHEET NUMBER:  
**C-401**

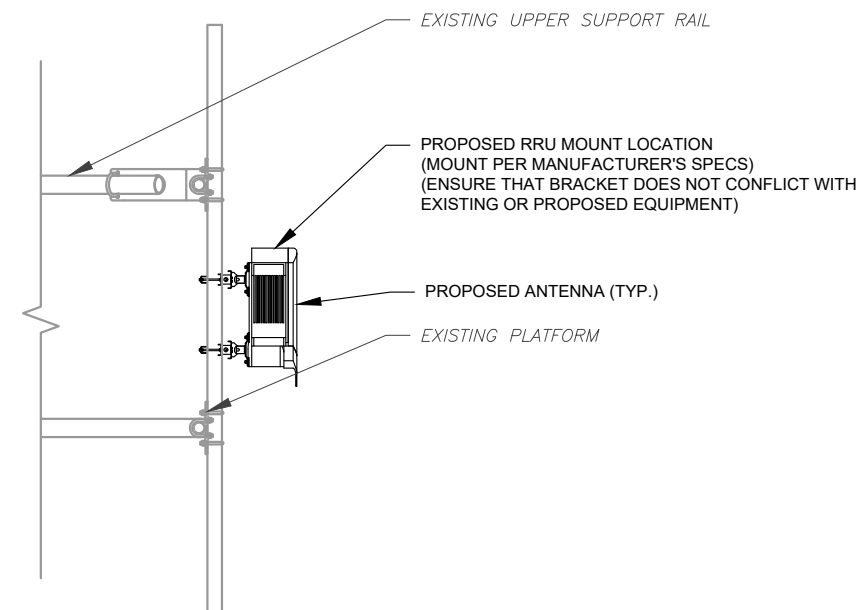
REVISION:  
**1**



1 PROPOSED 5G ANTENNA MOUNTING DETAIL - TYPICAL  
SCALE: N.T.S.



2 PROPOSED RRU MOUNTING DETAIL - TYPICAL  
SCALE: N.T.S.



3 PROPOSED XXDWMM ANTENNA MOUNTING DETAIL - TYPICAL  
SCALE: N.T.S.



**Dewberry**  
Dewberry Engineers Inc.  
99 SUMMER STREET  
SUITE 700  
BOSTON, MA 02110  
PHONE: 617.531.0801  
FAX: 617.695.3310

REV.	DESCRIPTION	BY	DATE
A	PRELIM	JW	06/23/21
0	FINAL	JL	07/21/21
1	FINAL	PP	08/04/21

ATC SITE NUMBER:  
310968

ATC SITE NAME:  
WSPT-WESTPORT REBUILD CT

VERIZON SITE NAME:  
WESTPORT 2 CT

SITE ADDRESS:  
180A BAYBERRY LANE  
WESTPORT, CT 06880

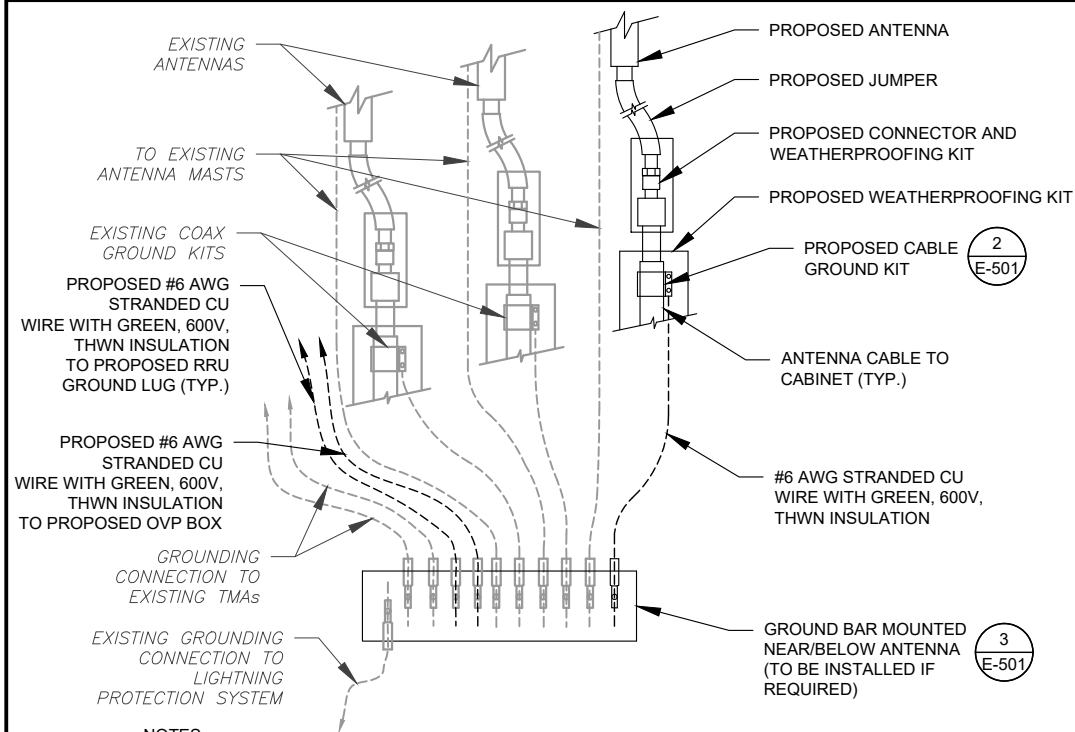


DATE DRAWN:	06/23/21
ATC JOB NO:	13685614
CUSTOMER ID:	WESTPORT 2 CT
CUSTOMER #:	468226

CONSTRUCTION  
DETAILS

SHEET NUMBER:	REVISION:
C-501	1

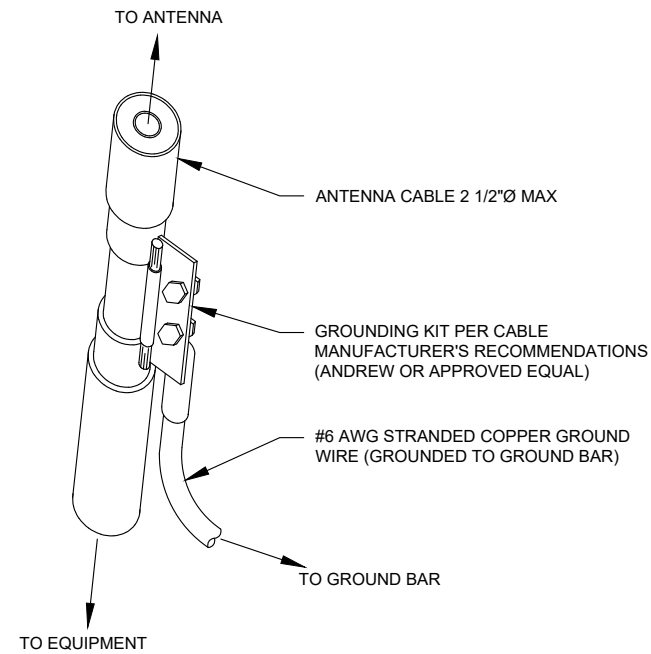
Copyright © 2021 ATC IP, LLC. All Rights Reserved.



**NOTES:**

1. THIS DETAIL IS INTENDED TO SHOW THE GENERAL GROUNDING REQUIREMENTS. SLIGHT ADJUSTMENTS MAY BE REQUIRED BASED ON EXISTING SITE CONDITIONS. THE CONTRACTOR SHALL MAKE FIELD ADJUSTMENTS AS NEEDED AND INFORM THE CONSTRUCTION MANAGER OF ANY CONFLICTS.
2. SITE GROUNDING SHALL COMPLY WITH VERIZON GROUNDING STANDARDS, LATEST EDITION, AND COMPLY WITH VERIZON GROUNDING CHECKLIST, LATEST VERSION. WHEN NATIONAL AND LOCAL GROUNDING CODES ARE MORE STRINGENT THEY SHALL GOVERN.

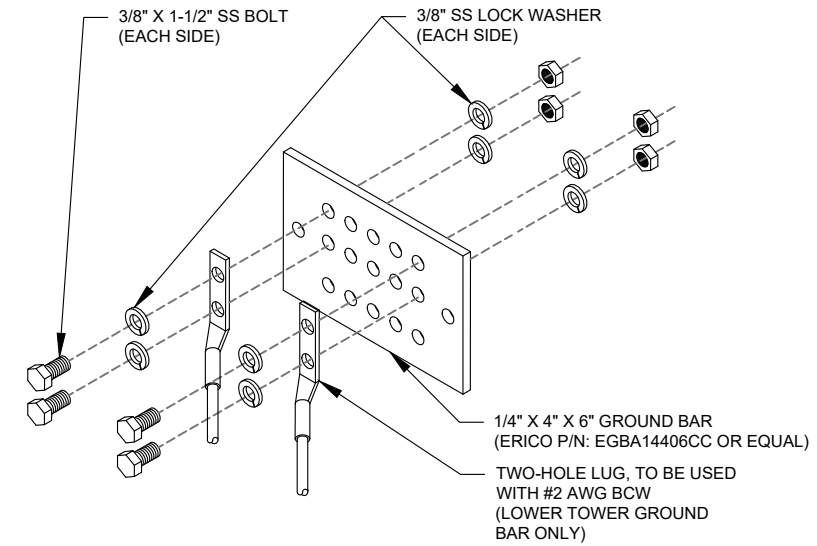
**1** TYPICAL ANTENNA GROUNDING DIAGRAM  
SCALE: N.T.S.



**GROUND KIT NOTES:**

1. DO NOT INSTALL CABLE GROUND KIT AT A BEND AND ALWAYS DIRECT GROUND WIRE DOWN TO GROUND BAR.
2. CONTRACTOR SHALL PROVIDE WEATHERPROOFING KIT (ANDREW PART NUMBER 221213) AND INSTALL/TAPE PER MANUFACTURER'S SPECIFICATIONS.

**2** CABLE GROUND KIT CONNECTION DETAIL  
SCALE: N.T.S.



**GROUND BAR NOTES:**

1. GROUND BAR KITS COME WITH ALL HARDWARE, NUTS, BOLTS, WASHERS, ETC. EXCEPT THE STRUCTURAL MOUNTING MEMBER(S).
2. GROUND BAR TO BE BONDED DIRECTLY TO TOWER.

**3** TOWER GROUND BAR DETAIL  
SCALE: N.T.S.



**Dewberry**  
Dewberry Engineers Inc.  
99 SUMMER STREET  
SUITE 700  
BOSTON, MA 02110  
PHONE: 617.531.0801  
FAX: 617.695.3310

REV.	DESCRIPTION	BY	DATE
A	PRELIM	JW	06/23/21
0	FINAL	JL	07/21/21
1	FINAL	PP	08/04/21

ATC SITE NUMBER:  
**310968**

ATC SITE NAME:  
**WSPT-WESTPORT REBUILD CT**

VERIZON SITE NAME:  
**WESTPORT 2 CT**

SITE ADDRESS:  
180A BAYBERRY LANE  
WESTPORT, CT 06880

SEAL:

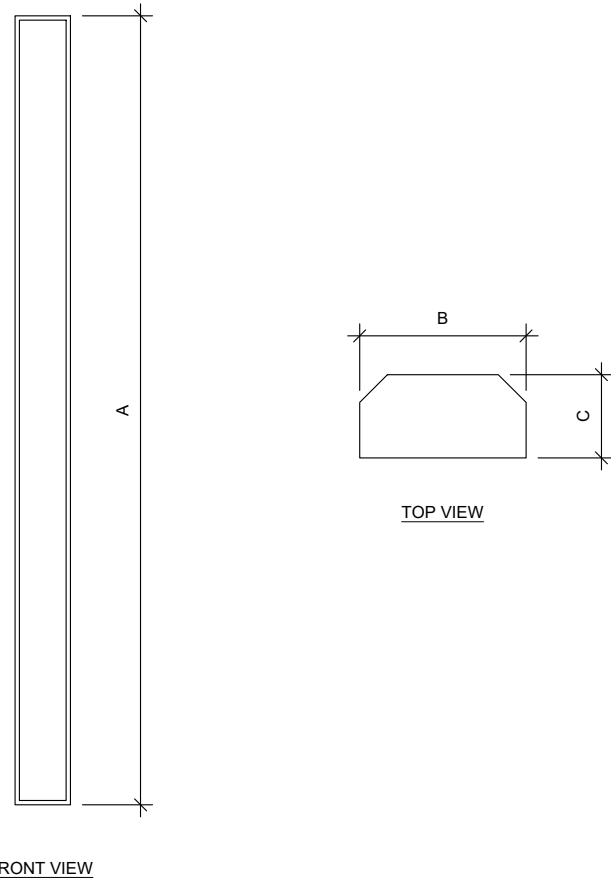


DATE DRAWN:	06/23/21
ATC JOB NO:	13685614
CUSTOMER ID:	WESTPORT 2 CT
CUSTOMER #:	468226

**GROUNDING DETAILS**

SHEET NUMBER:	REVISION:
<b>E-501</b>	<b>1</b>

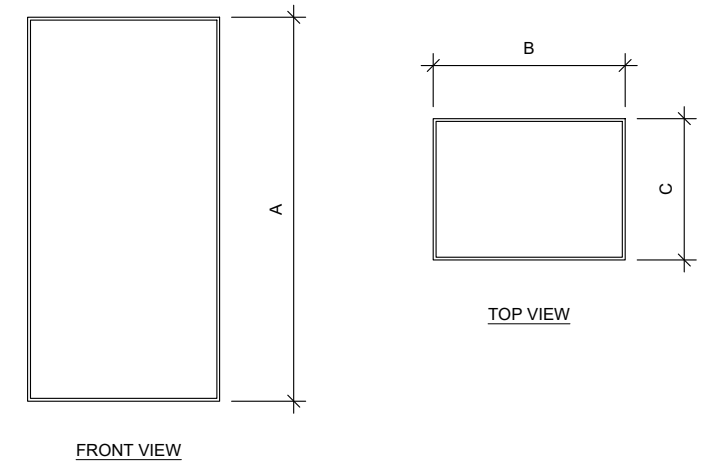
Copyright © 2021 ATC IP, LLC. All Rights Reserved.



FRONT VIEW

**1 ANTENNA SPECIFICATIONS**  
FOR ILLUSTRATIVE PURPOSES ONLY - NOT TO SCALE

ANTENNA SPECIFICATIONS				
ANTENNA MODEL	A	B	C	WEIGHT (LBS)
MT6407-77A	35.1"	16.1"	5.5"	81.6
XXDWMM-12.5-65-8T-CBRS	10.7"	9.1"	1.2"	4.4



FRONT VIEW

**2 RRU & DIPLEXERS SPECIFICATIONS**  
FOR ILLUSTRATIVE PURPOSES ONLY - NOT TO SCALE

RRU SPECIFICATIONS				
RRU MODEL	A	B	C	WEIGHT (LBS)
B2/B66A RRH-BR049	15.0"	15.0"	10.0"	84.4
B5/B13 RRH-BR04C	15.0"	15.0"	8.1"	70.3
CBRS RRH-RT4401-48A	12.1"	8.5"	4.1"	18.6
CBC78T-DS-43-2X	9.6"	6.9"	6.4"	20.7



**Dewberry®**  
Dewberry Engineers Inc.  
99 SUMMER STREET  
SUITE 700  
BOSTON, MA 02110  
PHONE: 617.531.0801  
FAX: 617.695.3310

ATC SITE NUMBER:  
**310968**

ATC SITE NAME:  
**WSPT-WESTPORT REBUILD CT**

VERIZON SITE NAME:  
**WESTPORT 2 CT**

SITE ADDRESS:  
180A BAYBERRY LANE  
WESTPORT, CT 06880



DATE DRAWN:	06/23/21
ATC JOB NO:	13685614
CUSTOMER ID:	WESTPORT 2 CT
CUSTOMER #:	468226

**SUPPLEMENTAL**

SHEET NUMBER:  
**R-601**