



December 19, 2023

**VIA ELECTRONIC MAIL**

Melanie A. Bachman, Executive Director

Connecticut Siting Council

10 Franklin Square

New Britain, CT 06051

**RE: CSC Approval EM-ATT-141-230719 CTL01088 Quinebaug Road**  
Generator Installation 720 Quinebaug Road, Town of Thompson Connecticut

Dear Ms. Bachman,

The purpose of this letter is to notify the Siting Council that construction activity associated with the above-referenced decisions has been completed.

If you have any questions or need any additional information regarding this facility, please do not hesitate to contact me.

Sincerely,

Catherine Conklin

Site Acquisition Specialist

General Dynamics Wireless Services

4603 Kemper Street

Rockville, MD 20853

(301) 266-0258

[catherine.conklin@gdit.com](mailto:catherine.conklin@gdit.com)

**GENERAL DYNAMICS**  
Information Technology



FOR FUEL & OIL  
INSTRUCTIONS  
CALL 1-800-341-5547  
1-800-876-1162



**DIESEL FUEL**  
CONTAINABLE  
NO SMOKING  
NO OPEN FLAMES  
SEE DATA SHEET 7402

**GENERAC**  
INDUSTRIAL  
POWER

## Generator Contractor Notice of Completion

I, \_\_\_\_\_, confirm that the awarded scope of work at site \_\_\_\_\_ is complete, and all work meets industry standards and jurisdictional code requirements. All required inspections were completed, and all permits are closed. Please find the required notice of completion form with photos, etc. attached for your review and acceptance.

GC Signature \_\_\_\_\_

You MUST copy and paste IDs from OneVizion here  
In order for the system to receive this document.

Site Xitor ID \_\_\_\_\_

Project Xitor ID \_\_\_\_\_

Workflow ID \_\_\_\_\_

## Generator Contractor Notice of Completion

General Site Information	
FA Number	
Address Line 1	
Address Line 2	
City, State, Zip	

Contractor Information	
Contractor Name	
PM or POC	
Phone Number	
Email Address	











Final Accounting	
Base PO Amount	
Approved Work Authorizations	
Total Due at Final Acceptance	
Release of Liens	

Only ONE ITEM per field. Please ZIP multiple items. Place photo icon directly on the red indicator.





Documentation	
Daily CHA Forms (zipped)	<input type="radio"/>
Permits Closed Out	<input type="radio"/>
Fuel Receipt (if applicable)	<input type="radio"/>
Redline CDs	<input type="radio"/>
Pre-Start Checklist	

Remember to RESIZE large photos. Also, ZIP Multiple Photos! Only one item allowed per field.

### Notice of Completion - Photos

General Site Information		
Item #	Description	Photo
C1-GD	ATS installed and Grounded as per CD's	
C2-GD	All foundations are oriented as per CD's	
C3-GD	All foundations set, Square, Level & Correct Size as per CD's	
C4-GD	All Conduits installed as per CD's	
C5-GD	Automatic Transfer Switch (ATS) Installed (if applicable) / Cam-Lock	
C6-GD	All wiring from the generator to the ATS correct gauge	
C7-GD	Generator Control & Alarm Wires Installed and Labeled w/66 block	
C8-GD	Generator frame attached to ground system with 2 hole lug	
C9-GD	Housekeeping: All trash removed	
C10-GD	Remove construction materials and clean site	
C11-GD	Generator undamaged & clean	
C12-GD	Fuel Tank Installed level and as per CD's	

Item #	Description	Photo
<b>C13-GD</b>	Initial Fueling Complete, filled to 80%	
<b>C14-GD</b>	Individual alarms labeled and run to the 66 alarm block in shelter	
<b>C15-AT&amp;T</b>	All documentation left on site including manual and keys	
<b>C17-AT&amp;T</b>	Install information added to log book in site	○
<b>C18-AT&amp;T</b>	Generator Commissioning Complete	○
<b>C22-AT&amp;T</b>	Signage installed on generator	○
<b>C23-AT&amp;T</b>	Padlocks installed on ATS and fuel door	○
<b>A1</b>	Pre-Construction Photos-General site area	○
<b>A2</b>	Foundation rebar photos, measure rebar size and spacing	○
<b>A3</b>	Generator Anchor Bolts to Slab, 2 each side	○
<b>A4</b>	Trench depth photos	
<b>A5</b>	Conduit installation depth	○
<b>A6</b>	CAD Weld from generator ground to existing ground ring	○

Item #	Description	Photo
A7	Post Construction Photos	
B5	ATS Serial #	
B6	Engine serial #	
B7	Labeling of circuit breakers and panel schedule	
B8	Site signage for compliance	
B9	Daily Logs-Site Log Book Photo Required	