

LaFountain, Dakota

From: Conklin, Catherine (NE) <Catherine.Conklin@gdit.com>
Sent: Monday, October 9, 2023 3:28 PM
To: Bachman, Melanie
Cc: CSC-DL Siting Council
Subject: CSC Completion Letter EM-ATT-141-230516 61 Lowell Davis Road, Thompson, CT
Attachments: Thompson-61 Lowell Davis Rd 10035009 Photo.pdf; Thompson-61 Lowell Davis Rd 10035009 NOC.pdf

Follow Up Flag: Follow up
Flag Status: Flagged

Good Afternoon Ms. Bachman,

Please see the attached letter stating that construction has been completed at this site.

Also, see completion photo.

Thank you

Catherine Conklin
Site Acquisition Specialist

M 301-266-0258
Catherine.Conklin@gdit.com
4603 Kemper Street
Rockville, MD 20853
www.gdit.com

GENERAL DYNAMICS
Information Systems Group

"The information transmitted is intended only for the person or entity to which it is addressed and may contain confidential and/or privileged information. Any review, retransmission, dissemination or other use of, or taking of any action in reliance upon this information by persons or entities other than the intended recipient is prohibited. If you received this in error, please contact the sender and delete the material from any computer."

Generator Contractor Notice of Completion

I, Nick Stilwell, confirm that the awarded scope of work at site 10035009 THOMPSON-61 LOW is complete, and all work meets industry standards and jurisdictional code requirements. All required inspections were completed, and all permits are closed. Please find the required notice of completion form with photos, etc. attached for your review and acceptance.

GC Signature Nick Stilwell

**You MUST copy and paste IDs from OneVizion here
In order for the system to receive this document.**

Site Xitor ID 10012104778

Project Xitor ID 10021569800

Workflow ID 521517-B00360






Generator Contractor Notice of Completion

General Site Information	
FA Number	10035009
Address Line 1	61 LOWELL DAVIS ROAD
Address Line 2	
City, State, Zip	THOMPSON, CT 06277

Contractor Information	
Contractor Name	Stilwell Plumbing
PM or POC	Nick Stilwell
Phone Number	443-452-0004
Email Address	Nick@stilwellplumbing.com













Final Accounting	
Base PO Amount	
Approved Work Authorizations	
Total Due at Final Acceptance	
Release of Liens	














Only ONE ITEM per field. Please ZIP multiple items. Place photo icon directly on the red indicator.






Documentation	
Daily CHA Forms (zipped)	
Permits Closed Out	
Fuel Receipt (if applicable)	
Redline CDs	
Pre-Start Checklist	

Remember to RESIZE large photos. Also, ZIP Multiple Photos! Only one item allowed per field.

Notice of Completion - Photos

General Site Information		
Item #	Description	Photo
C1-GD	ATS installed and Grounded as per CD's	
C2-GD	All foundations are oriented as per CD's	
C3-GD	All foundations set, Square, Level & Correct Size as per CD's	
C4-GD	All Conduits installed as per CD's	
C5-GD	Automatic Transfer Switch (ATS) Installed (if applicable) / Cam-Lock	
C6-GD	All wiring from the generator to the ATS correct gauge	
C7-GD	Generator Control & Alarm Wires Installed and Labeled w/66 block	
C8-GD	Generator frame attached to ground system with 2 hole lug	
C9-GD	Housekeeping: All trash removed	
C10-GD	Remove construction materials and clean site	
C11-GD	Generator undamaged & clean	
C12-GD	Fuel Tank Installed level and as per CD's	

Item #	Description	Photo
C13-GD	Initial Fueling Complete, filled to 80%	
C14-GD	Individual alarms labeled and run to the 66 alarm block in shelter	
C15-AT&T	All documentation left on site including manual and keys	
C17-AT&T	Install information added to log book in site	
C18-AT&T	Generator Commissioning Complete	
C22-AT&T	Signage installed on generator	
C23-AT&T	Padlocks installed on ATS and fuel door	
A1	Pre-Construction Photos-General site area	
A2	Foundation rebar photos, measure rebar size and spacing	
A3	Generator Anchor Bolts to Slab, 2 each side	
A4	Trench depth photos	
A5	Conduit installation depth	
A6	CAD Weld from generator ground to existing ground ring	

Item #	Description	Photo
A7	Post Construction Photos	
B5	ATS Serial #	
B6	Engine serial #	
B7	Labeling of circuit breakers and panel schedule	
B8	Site signage for compliance	
B9	Daily Logs-Site Log Book Photo Required	