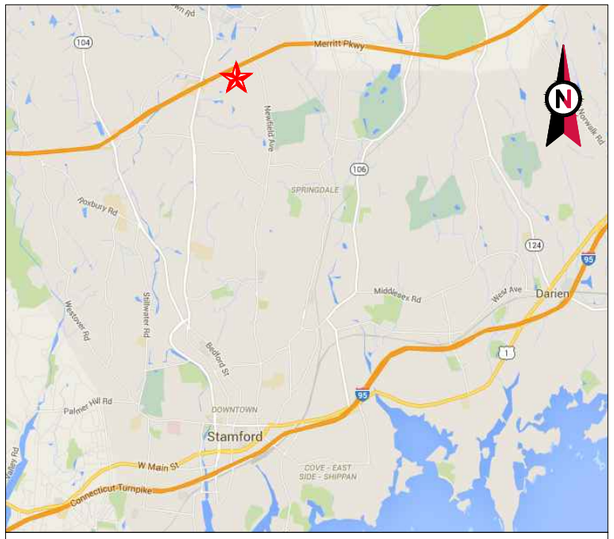


VICINITY MAP

AMERICAN TOWER®

ATC SITE NAME: SMFR - NORTH
ATC SITE NUMBER: 302515
T-MOBILE SITE ID: CT11373A
SITE ADDRESS: 0 LOT 4 EASTOVER ROAD
STAMFORD, CT 06905

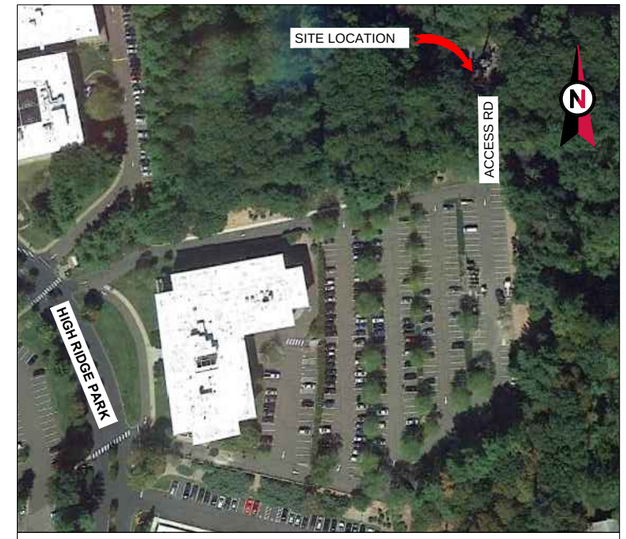


LOCATION MAP

# T-MOBILE ANTENNA AMENDMENT
# 704BU CONFIGURATION

## COMPLIANCE CODE

ALL WORK SHALL BE PERFORMED AND MATERIALS INSTALLED IN ACCORDANCE WITH THE CURRENT EDITIONS OF THE FOLLOWING CODES AS ADOPTED BY THE LOCAL GOVERNMENT AUTHORITIES. NOTHING IN THESE PLANS IS TO BE CONSTRUED TO PERMIT WORK NOT CONFORMING TO THESE CODES.

1. INTERNATIONAL BUILDING CODE (IBC)
2. NATIONAL ELECTRIC CODE (NEC)
3. LOCAL BUILDING CODE
4. CITY/COUNTY ORDINANCES

## PROJECT SUMMARY

SITE ADDRESS:

0 LOT 4 EASTOVER ROAD
STAMFORD, CT 06905
COUNTY: FAIRFIELD

GEOGRAPHIC COORDINATES:

LATITUDE: 41.11275
LONGITUDE: -73.53835
GROUND ELEVATION: 227' AMSL

## UTILITY COMPANIES

POWER COMPANY: EVERSOURCE
PHONE: (866) 554-6025

TELEPHONE COMPANY: FRONTIER
PHONE: (877) 870-4601

811 Know what's below. Call before you dig.

## PROJECT TEAM

TOWER OWNER:

AMERICAN TOWER
10 PRESIDENTIAL WAY
WOBURN, MA 01801

ENGINEER:

ATC TOWER SERVICES
3500 REGENCY PKWY STE 100
CARY, NC 27518

PROPERTY OWNER:

BELL ATLANTIC
PO BOX 646
BALTIMORE, MD 21265

APPLICANT:

T-MOBILE
185 FAIRCHILD ST
CHARLESTON, SC 29492

CARRIER CONTACT:

ROBERT HILL
(843) 532-4088

## PROJECT DESCRIPTION

THE PROPOSED PROJECT INCLUDES MODIFYING TOWER MOUNTED EQUIPMENT AS INDICATED PER BELOW:

REMOVE (3) EXISTING PANELS

INSTALL (3) NEW PANELS AND (3) NEW DIPLEXERS

(6) EXISTING TTA'S TO REMAIN

## PROJECT NOTES

1. THE FACILITY IS UNMANNED.
2. A TECHNICIAN WILL VISIT THE SITE APPROXIMATELY ONCE A MONTH FOR ROUTINE INSPECTION AND MAINTENANCE.
3. THE PROJECT WILL NOT RESULT IN ANY SIGNIFICANT LAND DISTURBANCE OR EFFECT OF STORM WATER DRAINAGE.
4. NO SANITARY SEWER, POTABLE WATER OR TRASH DISPOSAL IS REQUIRED.
5. HANDICAP ACCESS IS NOT REQUIRED.

## PROJECT LOCATION DIRECTIONS

FROM STAMFORD, PA:

FROM I-95, TAKE EXIT 8 FOR WASHINGTON BLVD AND HEAD NORTH.CONTINUE ONTO COLD SPRING RD. COLD SPRING BECOMES HIGH RIDGE RD. TURN RIGHT ONTO TURN OF RIVER RD. FOLLOW TO FIVE HIGH RIDGE PARK AND TURN LEFT. ACCESS ROAD ENTRANCE IS AT REAR LEFT OF PARKING LOT.

## SHEET INDEX

| SHEET NO: | DESCRIPTION: | REV: | DATE: | BY: |
|---|---|---|---|---|
| G-001 | TITLE SHEET | 0 | 11/14/16 | JDC |
| G-002 | GENERAL NOTES | 0 | 11/14/16 | JDC |
| C-101 | DETAILED SITE PLAN & TOWER ELEVATION | 0 | 11/14/16 | JDC |
| C-501 | ANTENNA INFORMATION & SCHEDULE | 0 | 11/14/16 | JDC |
| E-501 | GROUNDING DETAILS | 0 | 11/14/16 | JDC |
| R-601 | SUPPLEMENTAL | | | |

AMERICAN TOWER®
ATC TOWER SERVICES
3500 REGENCY PARKWAY
SUITE 100
CARY, NC 27518
PHONE: (919) 468-0112
COA: 6260F

THESE DRAWINGS AND/OR THE ACCOMPANYING SPECIFICATION AS INSTRUMENTS OR SERVICE ARE THE EXCLUSIVE PROPERTY OF AMERICAN TOWER. THEIR USE AND PUBLICATION SHALL BE RESTRICTED TO THE ORIGINAL SITE FOR WHICH THEY ARE PREPARED. ANY USE OR DISCLOSURE OTHER THAN THAT WHICH RELATES TO AMERICAN TOWER OR THE SPECIFIED CARRIER IS STRICTLY PROHIBITED. TITLE TO THESE DOCUMENTS SHALL REMAIN THE PROPERTY OF AMERICAN TOWER WHETHER OR NOT THE PROJECT IS EXECUTED. NEITHER THE ARCHITECT NOR THE ENGINEER WILL BE PROVIDING ON-SITE CONSTRUCTION REVIEW OF THIS PROJECT. CONTRACTOR(S) MUST VERIFY ALL DIMENSIONS AND ADVISE AMERICAN TOWER OF ANY DISCREPANCIES. ANY PRIOR ISSUANCE OF THIS DRAWING IS SUPERSEDED BY THE LATEST VERSION ON FILE WITH AMERICAN TOWER.

| REV. | DESCRIPTION | BY | DATE |
|---|---|---|---|
| 0 | FOR CONSTRUCTION | JDC | 11/14/16 |

ATC SITE NUMBER:
302515

ATC SITE NAME:
SMFR - NORTH

SITE ADDRESS:
0 LOT 4 EASTOVER ROAD
STAMFORD, CT 06905

SEAL:

Nov 15 2016 2:22 PM

T-Mobile

| | |
|---|---|
| DRAWN BY: | JDC |
| APPROVED BY: | PPB |
| DATE DRAWN: | 11/14/16 |
| ATC JOB NO: | 11908008 |

TITLE SHEET

SHEET NUMBER: G-001

REVISION: 0

Copyright © 2016 ATC IP LLC. All Rights Reserved.

## GENERAL CONSTRUCTION NOTES:

1. ALL WORK SHALL CONFORM TO ALL CURRENT APPLICABLE FEDERAL, STATE, AND LOCAL CODES, INCLUDING ANSI/EIA/TIA-222, AND COMPLY WITH ATC MASTER SPECIFICATIONS.
2. CONTRACTOR SHALL CONTACT LOCAL 811 FOR IDENTIFICATION OF UNDERGROUND UTILITIES PRIOR TO START OF CONSTRUCTION.
3. CONTRACTOR SHALL BE RESPONSIBLE FOR COORDINATING ALL REQUIRED INSPECTIONS.
4. ALL DIMENSIONS TO, OF, AND ON EXISTING BUILDINGS, DRAINAGE STRUCTURES, AND SITE IMPROVEMENTS SHALL BE VERIFIED IN FIELD BY CONTRACTOR WITH ALL DISCREPANCIES REPORTED TO THE ENGINEER.
5. DO NOT CHANGE SIZE OR SPACING OF STRUCTURAL ELEMENTS.
6. DETAILS SHOWN ARE TYPICAL; SIMILAR DETAILS APPLY TO SIMILAR CONDITIONS UNLESS OTHERWISE NOTED.
7. THESE DRAWINGS DO NOT INCLUDE NECESSARY COMPONENTS FOR CONSTRUCTION SAFETY WHICH SHALL BE THE SOLE RESPONSIBILITY OF THE CONTRACTOR.
8. CONTRACTOR SHALL BRACE STRUCTURES UNTIL ALL STRUCTURAL ELEMENTS NEEDED FOR STABILITY ARE INSTALLED. THESE ELEMENTS ARE AS FOLLOWS: LATERAL BRACING, ANCHOR BOLTS, ETC.
9. CONTRACTOR SHALL DETERMINE EXACT LOCATION OF EXISTING UTILITIES, GROUNDS DRAINS, DRAIN PIPES, VENTS, ETC. BEFORE COMMENCING WORK.
10. INCORRECTLY FABRICATED, DAMAGED, OR OTHERWISE MISFITTING OR NONCONFORMING MATERIALS OR CONDITIONS SHALL BE REPORTED TO THE T-MOBILE WIRELESS REP PRIOR TO REMEDIAL OR CORRECTIVE ACTION. ANY SUCH REMEDIAL ACTION SHALL REQUIRE WRITTEN APPROVAL BY THE T-MOBILE WIRELESS REP PRIOR TO PROCEEDING.
11. EACH CONTRACTOR SHALL COOPERATE WITH THE T-MOBILE WIRELESS REP, AND COORDINATE HIS WORK WITH THE WORK OF OTHERS.
12. CONTRACTOR SHALL REPAIR ANY DAMAGE CAUSED BY CONSTRUCTION OF THIS PROJECT TO MATCH EXISTING PRE-CONSTRUCTION CONDITIONS TO THE SATISFACTION OF THE T-MOBILE WIRELESS CONSTRUCTION MANAGER.
13. ALL CABLE/CONDUIT ENTRY/EXIT PORTS SHALL BE WEATHERPROOFED DURING INSTALLATION USING A SILICONE SEALANT.
14. WHERE EXISTING CONDITIONS DO NOT MATCH THOSE SHOWN IN THIS PLAN SET, CONTRACTOR SHALL NOTIFY THE T-MOBILE WIRELESS REP IMMEDIATELY.
15. CONTRACTOR SHALL ENSURE ALL SUBCONTRACTORS ARE PROVIDED WITH A COMPLETE AND CURRENT SET OF DRAWINGS AND SPECIFICATIONS FOR THIS PROJECT.
16. CONTRACTOR SHALL REMOVE ALL RUBBISH AND DEBRIS FROM THE SITE AT THE END OF EACH DAY.
17. CONTRACTOR SHALL COORDINATE WORK SCHEDULE WITH LANDLORD AND TAKE PRECAUTIONS TO MINIMIZE IMPACT AND DISRUPTION OF OTHER OCCUPANTS OF THE FACILITY.
18. CONTRACTOR SHALL FURNISH T-MOBILE WIRELESS WITH A PDF MARKED UP AS-BUILT SET OF DRAWINGS UPON COMPLETION OF WORK.
19. PRIOR TO SUBMISSION OF BID, CONTRACTOR SHALL COORDINATE WITH T-MOBILE WIRELESS REP TO DETERMINE WHAT, IF ANY, ITEMS WILL BE PROVIDED. ALL ITEMS NOT PROVIDED SHALL BE PROVIDED AND INSTALLED BY THE CONTRACTOR. CONTRACTOR WILL INSTALL ALL ITEMS PROVIDED.
20. PRIOR TO SUBMISSION OF BID, CONTRACTOR SHALL COORDINATE WITH T-MOBILE WIRELESS REP TO DETERMINE IF ANY PERMITS WILL BE OBTAINED BY CONTRACTOR. ALL REQUIRED PERMITS NOT OBTAINED BY T-MOBILE WIRELESS MUST BE OBTAINED, AND PAID FOR, BY THE CONTRACTOR.
21. CONTRACTOR SHALL INSTALL ALL SITE SIGNAGE IN ACCORDANCE WITH T-MOBILE WIRELESS SPECIFICATIONS AND REQUIREMENTS.
22. CONTRACTOR SHALL SUBMIT ALL SHOP DRAWINGS TO T-MOBILE WIRELESS FOR REVIEW AND APPROVAL PRIOR TO FABRICATION.
23. ALL EQUIPMENT SHALL BE INSTALLED ACCORDING TO MANUFACTURER'S SPECIFICATIONS AND LOCATED ACCORDING TO T-MOBILE WIRELESS SPECIFICATIONS, AND AS SHOWN IN THESE PLANS.
24. THE CONTRACTOR SHALL SUPERVISE AND DIRECT THE PROJECT DESCRIBED HEREIN. THE CONTRACTOR SHALL BE SOLELY RESPONSIBLE FOR ALL THE CONSTRUCTION MEANS, METHODS, TECHNIQUES, SEQUENCES AND PROCEDURES AND FOR COORDINATING ALL PORTIONS OF THE WORK UNDER THE CONTRACT.
25. CONTRACTOR SHALL NOTIFY T-MOBILE WIRELESS REP A MINIMUM OF 48 HOURS IN ADVANCE OF POURING CONCRETE OR BACKFILLING ANY UNDERGROUND UTILITIES, FOUNDATIONS OR SEALING ANY WALL, FLOOR OR ROOF PENETRATIONS FOR ENGINEERING REVIEW AND APPROVAL.
26. CONTRACTOR SHALL BE RESPONSIBLE FOR SITE SAFETY INCLUDING COMPLIANCE WITH ALL APPLICABLE OSHA STANDARDS AND RECOMMENDATIONS AND SHALL PROVIDE ALL NECESSARY SAFETY DEVICES INCLUDING PPE AND PPM AND CONSTRUCTION DEVICES SUCH AS WELDING AND FIRE PREVENTION, TEMPORARY SHORING, SCAFFOLDING, TRENCH BOXES/SLOPING, BARRIERS, ETC.
27. THE CONTRACTOR SHALL PROTECT AT HIS OWN EXPENSE, ALL EXISTING FACILITIES AND SUCH OF HIS NEW WORK LIABLE TO INJURY DURING THE CONSTRUCTION PERIOD. ANY DAMAGE CAUSED BY NEGLECT ON THE PART OF THIS CONTRACTOR OR HIS REPRESENTATIVES, OR BY THE ELEMENTS DUE TO NEGLECT ON THE PART OF THIS CONTRACTOR OR HIS REPRESENTATIVES, EITHER TO THE EXISTING WORK, OR TO HIS WORK OR THE WORK OF ANY OTHER CONTRACTOR, SHALL BE REPAIRED AT HIS EXPENSE TO THE OWNER'S SATISFACTION.
28. ALL WORK SHALL BE INSTALLED IN A FIRST CLASS, NEAT AND WORKMANLIKE MANNER BY MECHANICS SKILLED IN THE TRADE INVOLVED. THE QUALITY OF WORKMANSHIP SHALL BE SUBJECT TO THE APPROVAL OF THE T-MOBILE WIRELESS REP. ANY WORK FOUND BY THE T-MOBILE WIRELESS REP TO BE OF INFERIOR QUALITY AND/OR WORKMANSHIP SHALL BE REPLACED AND/OR REWORKED AT CONTRACTOR EXPENSE UNTIL APPROVAL IS OBTAINED.
29. IN ORDER TO ESTABLISH STANDARDS OF QUALITY AND PERFORMANCE, ALL TYPES OF MATERIALS LISTED HEREINAFTER BY MANUFACTURER'S NAMES AND/OR MANUFACTURER'S CATALOG NUMBER SHALL BE PROVIDED BY THESE MANUFACTURERS AS SPECIFIED.

## STRUCTURAL STEEL NOTES:

1. STRUCTURAL STEEL SHALL CONFORM TO THE LATEST EDITION OF THE AISC "SPECIFICATION FOR THE DESIGN, FABRICATION AND ERECTION OF STRUCTURAL STEEL FOR BUILDINGS."
2. STRUCTURAL STEEL ROLLED SHAPES, PLATES AND BARS SHALL CONFORM TO THE FOLLOWING ASTM DESIGNATIONS:
   - A. ASTM A-572, GRADE 50 - ALL W SHAPES, UNLESS NOTED OR A992 OTHERWISE
   - B. ASTM A-36 - ALL OTHER ROLLED SHAPES, PLATES AND BARS UNLESS NOTED OTHERWISE.
   - C. ASTM A-500, GRADE B - HSS SECTION (SQUARE, RECTANGULAR, AND ROUND)
   - D. ASTM A-325, TYPE SC OR N - ALL BOLTS FOR CONNECTING STRUCTURAL MEMBERS
   - E. ASTM F-1554 07 - ALL ANCHOR BOLTS, UNLESS NOTED OTHERWISE
3. ALL EXPOSED STRUCTURAL STEEL MEMBERS SHALL BE HOT-DIPPED GALVANIZED AFTER FABRICATION PER ASTM A123. EXPOSED STEEL HARDWARE AND ANCHOR BOLTS SHALL BE GALVANIZED PER ASTM A153 OR B695.
4. ALL FIELD CUT SURFACES, FIELD DRILLED HOLES AND GROUND SURFACES WHERE EXISTING PAINT OR GALVANIZATION REMOVAL WAS REQUIRED SHALL BE REPAIRED WITH (2) BRUSHED COATS OF ZRC GALVILITE COLD GALVANIZING COMPOUND PER ASTM A780 AND MANUFACTURER'S RECOMMENDATIONS.
5. DO NOT DRILL HOLES THROUGH STRUCTURAL STEEL MEMBERS EXCEPT AS SHOWN AND DETAILED ON STRUCTURAL DRAWINGS.
6. CONNECTIONS:
   - A. ALL WELDING TO BE PERFORMED BY AWS CERTIFIED WELDERS AND CONDUCTED IN ACCORDANCE WITH THE LATEST EDITION OF THE AWS WELDING CODE D1.1.
   - B. ALL WELDS SHALL BE INSPECTED VISUALLY. 25% OF WELDS SHALL BE INSPECTED WITH DYE PENETRANT OR MAGNETIC PARTICLE TO MEET THE ACCEPTANCE CRITERIA OF AWS D1.1. REPAIR ALL WELDS AS NECESSARY.
   - C. INSPECTION SHALL BE PERFORMED BY AN AWS CERTIFIED WELD INSPECTOR.
   - D. IT IS THE CONTRACTORS RESPONSIBILITY TO PROVIDE BURNING/WELDING PERMITS AS REQUIRED BY LOCAL GOVERNING AUTHORITY AND IF REQUIRED SHALL HAVE FIRE DEPARTMENT DETAIL FOR ANY WELDING ACTIVITY.
   - E. ALL ELECTRODES TO BE LOW HYDROGEN, MATCHING FILLER METAL, PER AWS D1.1, UNLESS NOTED OTHERWISE.
   - F. MINIMUM WELD SIZE TO BE 0.1875 INCH FILLET WELDS, UNLESS NOTED OTHERWISE.
   - G. PRIOR TO FIELD WELDING GALVANIZING MATERIAL, CONTRACTOR SHALL GRIND OFF GALVANIZING ½" BEYOND ALL FIELD WELD SURFACES. AFTER WELD AND WELD INSPECTION IS COMPLETE, REPAIR ALL GROUND AND WELDED SURFACES WITH ZRC GALVILITE COLD GALVANIZING COMPOUND PER ASTM A780 AND MANUFACTURERS RECOMMENDATIONS.


AMERICAN TOWER®
ATC TOWER SERVICES
3500 REGENCY PARKWAY
SUITE 100
CARY, NC 27518
PHONE: (919) 468-0112
COA: 6260F



THESE DRAWINGS AND/OR THE ACCOMPANYING SPECIFICATION AS INSTRUMENTS OR SERVICE ARE THE EXCLUSIVE PROPERTY OF AMERICAN TOWER. THEIR USE AND PUBLICATION SHALL BE RESTRICTED TO THE ORIGINAL SITE FOR WHICH THEY ARE PREPARED. ANY USE OR DISCLOSURE OTHER THAN THAT WHICH RELATES TO AMERICAN TOWER OR THE SPECIFIED CARRIER IS STRICTLY PROHIBITED. TITLE TO THESE DOCUMENTS SHALL REMAIN THE PROPERTY OF AMERICAN TOWER WHETHER OR NOT THE PROJECT IS EXECUTED. NEITHER THE ARCHITECT NOR THE ENGINEER WILL BE PROVIDING ON-SITE CONSTRUCTION REVIEW OF THIS PROJECT. CONTRACTOR(S) MUST VERIFY ALL DIMENSIONS AND ADVISE AMERICAN TOWER OF ANY DISCREPANCIES. ANY PRIOR ISSUANCE OF THIS DRAWING IS SUPERSEDED BY THE LATEST VERSION ON FILE WITH AMERICAN TOWER.


| REV. | DESCRIPTION | BY | DATE |
|---|---|---|---|
| 0 | FOR CONSTRUCTION | JDC | 11/14/16 |
| | | | |
| | | | |
| | | | |
| | | | |

ATC SITE NUMBER:

302515

ATC SITE NAME:

SMFR - NORTH

SITE ADDRESS:
0 LOT 4 EASTOVER ROAD
STAMFORD, CT 06905

SEAL:

Nov 15 2016 2:22 PM

T-Mobile

| | |
|---|---|
| DRAWN BY: | JDC |
| APPROVED BY: | PPB |
| DATE DRAWN: | 11/14/16 |
| ATC JOB NO: | 11908008 |

GENERAL NOTES

| SHEET NUMBER: | REVISION: |
|---|---|
| G-002 | 0 |

Copyright © 2016 ATC IP LLC. All Rights Reserved.

SITE PLAN NOTES:

1. THIS SITE PLAN REPRESENTS THE BEST PRESENT KNOWLEDGE AVAILABLE TO THE ENGINEER AT THE TIME OF THIS DESIGN. THE CONTRACTOR SHALL VISIT THE SITE PRIOR TO CONSTRUCTION AND VERIFY ALL EXISTING CONDITIONS RELATED TO THE SCOPE OF WORK FOR THIS PROJECT.

2. ICE BRIDGE, CABLE LADDER, COAX PORT, AND COAX CABLE ARE SHOWN FOR REFERENCE ONLY. CONTRACTOR SHALL CONFIRM THE EXACT LOCATION OF ALL PROPOSED AND EXISTING EQUIPMENT AND STRUCTURES DEPICTED ON THIS PLAN. BEFORE UTILIZING EXISTING CABLE SUPPORTS, COAX PORTS, INSTALLING NEW PORTS OR ANY OTHER EQUIPMENT, CONTRACTOR SHALL VERIFY ALL ASPECTS OF THE COMPONENTS MEET THE ATC SPECIFICATIONS.

3. IT IS THE RESPONSIBILITY OF THE CONTRACTOR TO COORDINATE WITH THE T-MOBILE REPRESENTATIVE AND LOCAL UTILITY COMPANY FOR THE INSTALLATION OF CONDUITS, CONDUCTORS, BREAKERS, DISCONNECTS, OR ANY OTHER EQUIPMENT REQUIRED FOR ELECTRICAL SERVICE. ALL ELECTRICAL WORK SHALL BE PERFORMED IN ACCORDANCE WITH LATEST EDITION OF THE STATE AND NATIONAL CODES, ORDINANCES AND REGULATIONS APPLICABLE TO THIS PROJECT.

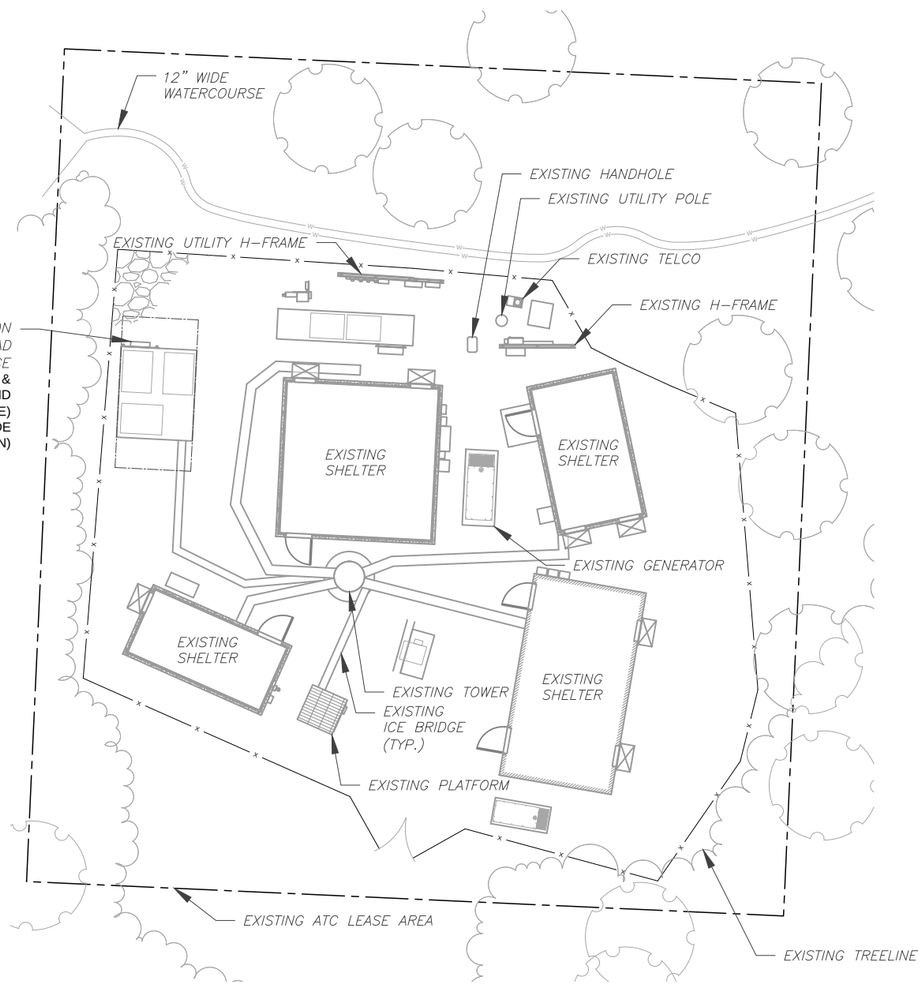


1 DETAILED SITE PLAN

0 20' 40'

SCALE: 1"=20' (11X17)
1"=10' (22X34)

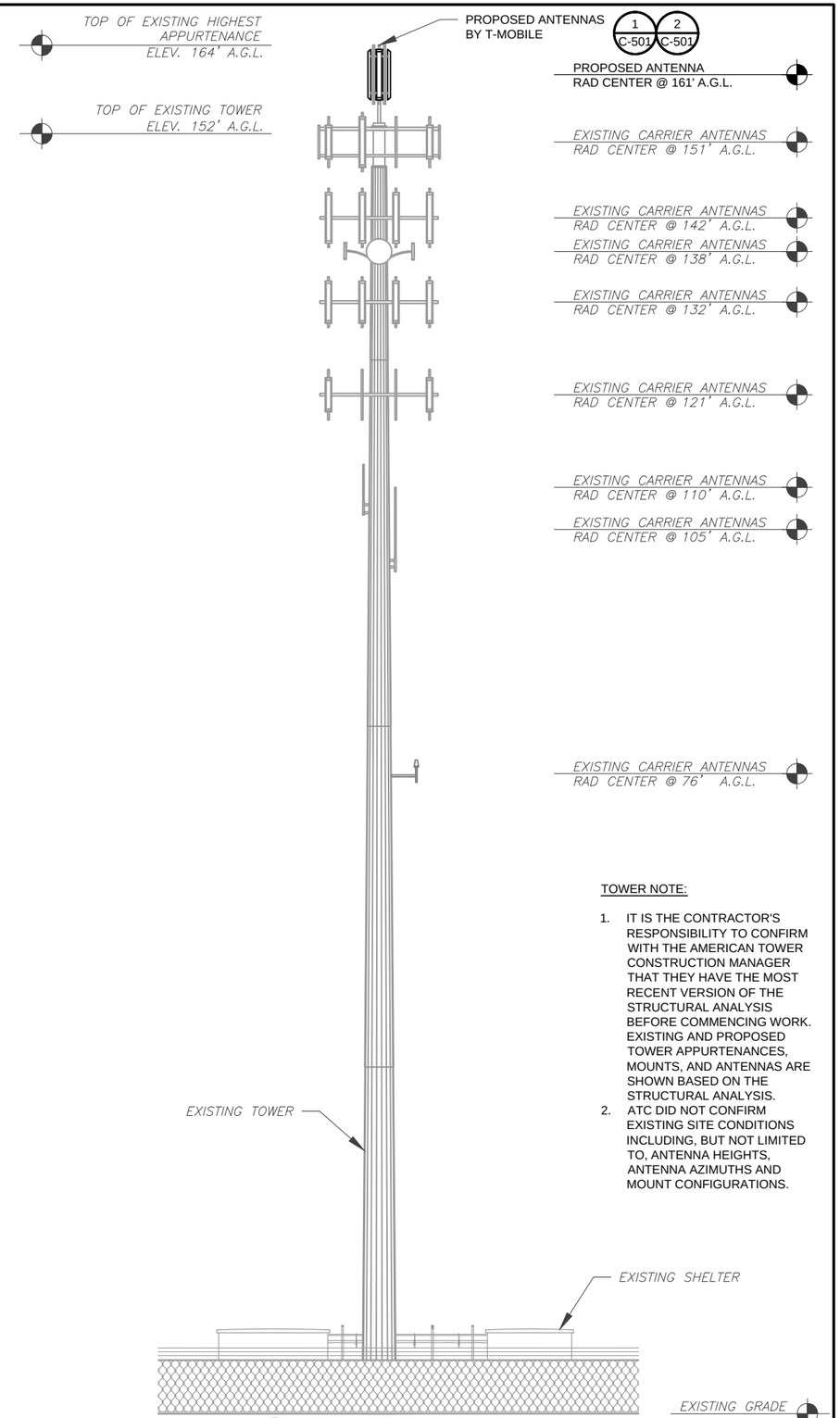


TOWER NOTE:

1. IT IS THE CONTRACTOR'S RESPONSIBILITY TO CONFIRM WITH THE AMERICAN TOWER CONSTRUCTION MANAGER THAT THEY HAVE THE MOST RECENT VERSION OF THE STRUCTURAL ANALYSIS BEFORE COMMENCING WORK. EXISTING AND PROPOSED TOWER APPURTENANCES, MOUNTS, AND ANTENNAS ARE SHOWN BASED ON THE STRUCTURAL ANALYSIS.
2. ATC DID NOT CONFIRM EXISTING SITE CONDITIONS INCLUDING, BUT NOT LIMITED TO, ANTENNA HEIGHTS, ANTENNA AZIMUTHS AND MOUNT CONFIGURATIONS.

2 TOWER ELEVATION

SCALE: NOT TO SCALE


AMERICAN TOWER®
ATC TOWER SERVICES
3500 REGENCY PARKWAY
SUITE 100
CARY, NC 27518
PHONE: (919) 468-0112
COA: 6260F



THESE DRAWINGS AND/OR THE ACCOMPANYING SPECIFICATION AS INSTRUMENTS OR SERVICE ARE THE EXCLUSIVE PROPERTY OF AMERICAN TOWER. THEIR USE AND PUBLICATION SHALL BE RESTRICTED TO THE ORIGINAL SITE FOR WHICH THEY ARE PREPARED. ANY USE OR DISCLOSURE OTHER THAN THAT WHICH RELATES TO AMERICAN TOWER OR THE SPECIFIED CARRIER IS STRICTLY PROHIBITED. TITLE TO THESE DOCUMENTS SHALL REMAIN THE PROPERTY OF AMERICAN TOWER WHETHER OR NOT THE PROJECT IS EXECUTED. NEITHER THE ARCHITECT NOR THE ENGINEER WILL BE PROVIDING ON-SITE CONSTRUCTION REVIEW OF THIS PROJECT. CONTRACTOR(S) MUST VERIFY ALL DIMENSIONS AND ADVISE AMERICAN TOWER OF ANY DISCREPANCIES. ANY PRIOR ISSUANCE OF THIS DRAWING IS SUPERSEDED BY THE LATEST VERSION ON FILE WITH AMERICAN TOWER.


| REV. | DESCRIPTION | BY | DATE |
|---|---|---|---|
| 0 | FOR CONSTRUCTION | JDC | 11/14/16 |
| | | | |
| | | | |
| | | | |
| | | | |

ATC SITE NUMBER:

302515

ATC SITE NAME:

SMFR - NORTH

SITE ADDRESS:
0 LOT 4 EASTOVER ROAD
STAMFORD, CT 06905

SEAL:




Nov 15 2016 2:22 PM

T-Mobile

| | |
|---|---|
| DRAWN BY: | JDC |
| APPROVED BY: | PPB |
| DATE DRAWN: | 11/14/16 |
| ATC JOB NO: | 11908008 |

DETAILED SITE PLAN & TOWER ELEVATION

| SHEET NUMBER: | REVISION: |
|---|---|
| C-101 | 0 |


Copyright © 2016 ATC IP LLC. All Rights Reserved.

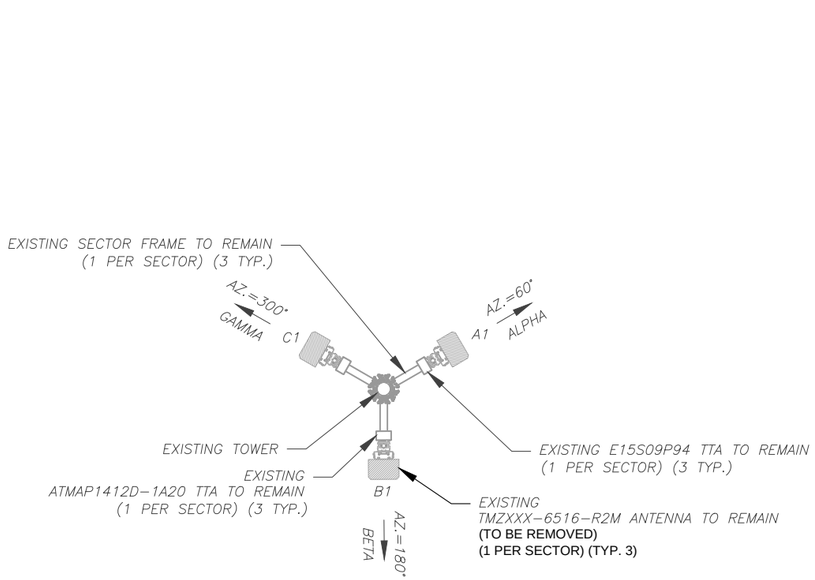


## 1 EXISTING ANTENNA PLAN

NOTES:

1. ATC HAS NOT YET VERIFIED ANY EXISTING ANTENNA CONFIGURATION OR MOUNT CONFIGURATION. CONTRACTOR TO VERIFY MOUNT CONFIGURATION HAS SUFFICIENT SPACE FOR PROPOSED LESSEE EQUIPMENT (I.E. CLEARANCES, MOUNT PIPE OR SUFFICIENT LENGTH, ETC.) ATC DID NOT ANALYZE ANTENNA MOUNT TO DETERMINE ADEQUATE STRUCTURAL CAPACITY FOR ANY LESSEE LOADING.

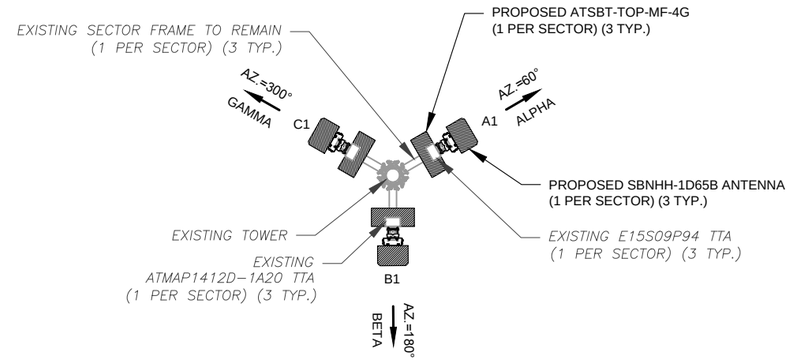


## 2 PROPOSED ANTENNA PLAN

NOTES:

1. ALL PROPOSED EQUIPMENT INCLUDING ANTENNAS, COAX, ETC. SHALL BE MOUNTED IN ACCORDANCE WITH THE TOWER STRUCTURAL ANALYSIS ON FILE WITH THE ATC CM.
2. SPACING OF PROPOSED EQUIPMENT SHALL BE CONFIRMED FOR TOWER CONFLICTS AND PROPOSED MOUNTS SHALL NOT IMPEDE TOWER CLIMBING PEGS.

EXISTING ANTENNA/ COAX SCHEDULE

| SECTOR | ANT. | MANUFACTURER (MODEL #) | MOUNTING HEIGHT | AZIMUTH (TN) | MECH. D-TILT | ELEC. D-TILT | ADDITIONAL TOWER MOUNTED EQUIPMENT | ANTENNA COAX DESCRIPTION |
|---|---|---|---|---|---|---|---|---|
| ALPHA | A1 | ADFD1820–9090B–R2DM | 160'–0" | 60° | – | – | ATMAP1412D–1A20<br>E15S09P94 | (4) 1–5/8" |
| – | – | – | – | – | – | – | – | – |
| – | – | – | – | – | – | – | – | – |
| BETA | B1 | ADFD1820–9090B–R2DM | 160'–0" | 180° | – | – | ATMAP1412D–1A20<br>E15S09P94 | (4) 1–5/8" |
| – | – | – | – | – | – | – | – | – |
| – | – | – | – | – | – | – | – | – |
| GAMMA | C1 | ADFD1820–9090B–R2DM | 160'–0" | 300° | – | – | ATMAP1412D–1A20<br>E15S09P94 | (4) 1–5/8" |
| – | – | – | – | – | – | – | – | – |
| – | – | – | – | – | – | – | – | – |

PROPOSED ANTENNA/ COAX SCHEDULE

| SECTOR | ANT. | PANEL MODEL # | MOUNTING HEIGHT | AZIMUTH (TN) | MECH. D-TILT | ELEC. D-TILT | ADDITIONAL TOWER MOUNTED EQUIPMENT | ANTENNA COAX DESCRIPTION |
|---|---|---|---|---|---|---|---|---|
| ALPHA | A1 | SBNHH-1D65B | 159'-0" | 60° | – | – | ATMAP1412D–1A20<br>E15S09P94<br>ATSBT-TOP-MF-4G | (4) 1–5/8"<br>(2) 1-5/8" |
| – | – | – | – | – | – | – | – | – |
| – | – | – | – | – | – | – | – | – |
| BETA | B1 | SBNHH-1D65B | 159'-0" | 180° | – | – | ATMAP1412D–1A20<br>E15S09P94<br>ATSBT-TOP-MF-4G | (4) 1–5/8"<br>(2) 1-5/8" |
| – | – | – | – | – | – | – | – | – |
| – | – | – | – | – | – | – | – | – |
| GAMMA | C1 | SBNHH-1D65B | 159'-0" | 300° | – | – | ATMAP1412D–1A20<br>E15S09P94<br>ATSBT-TOP-MF-4G | (4) 1–5/8"<br>(2) 1-5/8" |
| – | – | – | – | – | – | – | – | – |
| – | – | – | – | – | – | – | – | – |

1. BASED ON APPROVED ATC APPLICATION OAA687796, DATED 10-03-2016. CONFIRM WITH T-MOBILE REP FOR APPLICABLE UPDATES/REVISIONS AND MOST RECENT RFDS.

## 3 ANTENNA SCHEDULE

AMERICAN TOWER®
ATC TOWER SERVICES
3500 REGENCY PARKWAY
SUITE 100
CARY, NC 27518
PHONE: (919) 468-0112
COA: 6260F

THESE DRAWINGS AND/OR THE ACCOMPANYING SPECIFICATION AS INSTRUMENTS OR SERVICE ARE THE EXCLUSIVE PROPERTY OF AMERICAN TOWER. THEIR USE AND PUBLICATION SHALL BE RESTRICTED TO THE ORIGINAL SITE FOR WHICH THEY ARE PREPARED. ANY USE OR DISCLOSURE OTHER THAN THAT WHICH RELATES TO AMERICAN TOWER OR THE SPECIFIED CARRIER IS STRICTLY PROHIBITED. TITLE TO THESE DOCUMENTS SHALL REMAIN THE PROPERTY OF AMERICAN TOWER WHETHER OR NOT THE PROJECT IS EXECUTED. NEITHER THE ARCHITECT NOR THE ENGINEER WILL BE PROVIDING ON-SITE CONSTRUCTION REVIEW OF THIS PROJECT. CONTRACTOR(S) MUST VERIFY ALL DIMENSIONS AND ADVISE AMERICAN TOWER OF ANY DISCREPANCIES. ANY PRIOR ISSUANCE OF THIS DRAWING IS SUPERSEDED BY THE LATEST VERSION ON FILE WITH AMERICAN TOWER.

Copyright © 2016 ATC IP LLC. All Rights Reserved.

| REV. | DESCRIPTION | BY | DATE |
|---|---|---|---|
| 0 | FOR CONSTRUCTION | JDC | 11/14/16 |
| | | | |
| | | | |
| | | | |
| | | | |

ATC SITE NUMBER:
302515

ATC SITE NAME:
SMFR - NORTH

SITE ADDRESS:
0 LOT 4 EASTOVER ROAD
STAMFORD, CT 06905

SEAL:

Nov 15 2016 2:22 PM

T-Mobile

| | |
|---|---|
| DRAWN BY: | JDC |
| APPROVED BY: | PPB |
| DATE DRAWN: | 11/14/16 |
| ATC JOB NO: | 11908008 |

ANTENNA INFORMATION & SCHEDULE

SHEET NUMBER: C-501

REVISION: 0

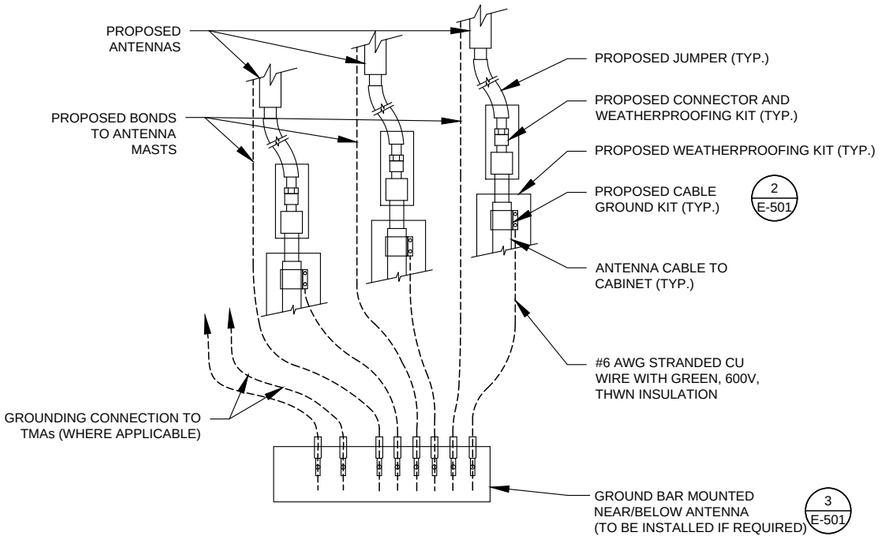


NOTES:

1. THIS DETAIL IS INTENDED TO SHOW THE GENERAL GROUNDING REQUIREMENTS. SLIGHT ADJUSTMENTS MAY BE REQUIRED BASED ON EXISTING SITE CONDITIONS. THE CONTRACTOR SHALL MAKE FIELD ADJUSTMENTS AS NEEDED AND INFORM THE CONSTRUCTION MANAGER OF ANY CONFLICTS.
2. SITE GROUNDING SHALL COMPLY WITH T-MOBILE GROUNDING STANDARDS, LATEST EDITION, AND COMPLY WITH T-MOBILE GROUNDING CHECKLIST, LATEST VERSION. WHEN NATIONAL AND LOCAL GROUNDING CODES ARE MORE STRINGENT THEY SHALL GOVERN.

## 1 TYPICAL ANTENNA GROUNDING DIAGRAM

SCALE: NOT TO SCALE

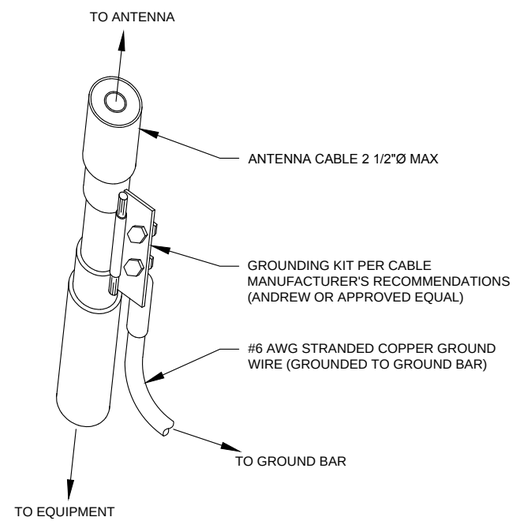


GROUND KIT NOTES:

1. DO NOT INSTALL CABLE GROUND KIT AT A BEND AND ALWAYS DIRECT GROUND WIRE DOWN TO GROUND BAR.
2. CONTRACTOR SHALL PROVIDE WEATHERPROOFING KIT (ANDREW PART NUMBER 221213) AND INSTALL/TAPE PER MANUFACTURER'S SPECIFICATIONS.

## 2 CABLE GROUND KIT CONNECTION DETAIL

SCALE: NOT TO SCALE

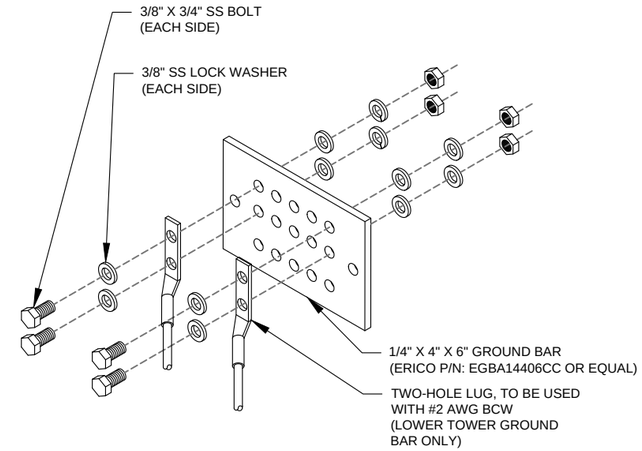


GROUND BAR NOTES:

1. GROUND BAR KITS COME WITH ALL HARDWARE, NUTS, BOLTS, WASHERS, ETC. EXCEPT THE STRUCTURAL MOUNTING MEMBER(S).
2. GROUND BAR TO BE BONDED DIRECTLY TO TOWER.

## 3 TOWER GROUND BAR DETAIL

SCALE: NOT TO SCALE

ELECTRICAL NOTES:

1. THIS DIAGRAM REPRESENTS THE BEST PRESENT KNOWLEDGE AVAILABLE TO THE ENGINEER AT THE TIME OF THIS DESIGN. THE CONTRACTOR SHALL VISIT THE SITE PRIOR TO CONSTRUCTION AND VERIFY ALL EXISTING CONDITIONS RELATED TO THE SCOPE OF WORK FOR THIS PROJECT.
2. IT IS THE RESPONSIBILITY OF THE CONTRACTOR TO COORDINATE WITH THE T-MOBILE REPRESENTATIVE AND LOCAL UTILITY COMPANY FOR THE INSTALLATION OF CONDUITS, CONDUCTORS, BREAKERS, DISCONNECTS, OR ANY OTHER EQUIPMENT REQUIRED FOR ELECTRICAL SERVICE. ALL ELECTRICAL WORK SHALL BE PERFORMED IN ACCORDANCE WITH LATEST EDITION OF THE STATE AND NATIONAL CODES, ORDINANCES AND REGULATIONS APPLICABLE TO THIS PROJECT.
3. ATC HAS NOT YET VERIFIED ANY EXISTING T-MOBILE GROUND EQUIPMENT OR ELECTRICAL LOADING. PROPOSED WORK BASED ON INSTALLATION CONFIGURATION PROVIDED BY T-MOBILE. CONTRACTOR TO VERIFY EXISTING T-MOBILE PANEL HAS SUFFICIENT SPACE FOR PROPOSED BREAKER.

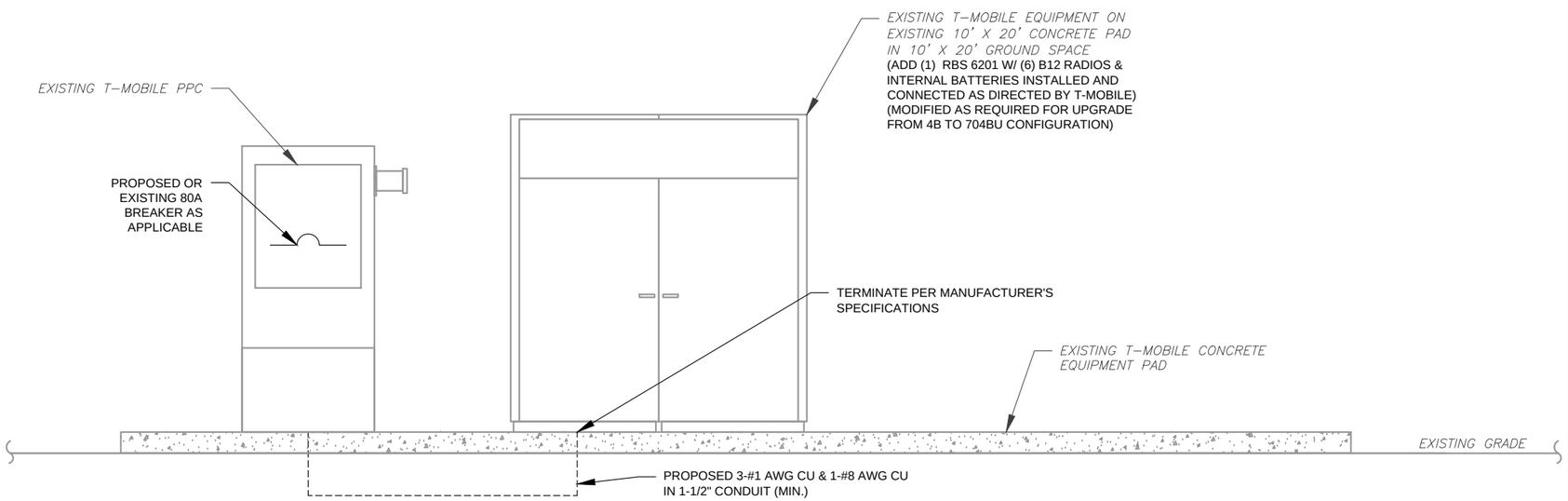


## 4 ELECTRICAL UPGRADE DIAGRAM

SCALE: NOT TO SCALE


AMERICAN TOWER®
ATC TOWER SERVICES
3500 REGENCY PARKWAY
SUITE 100
CARY, NC 27518
PHONE: (919) 468-0112
COA: 6260F



THESE DRAWINGS AND/OR THE ACCOMPANYING SPECIFICATION AS INSTRUMENTS OR SERVICE ARE THE EXCLUSIVE PROPERTY OF AMERICAN TOWER. THEIR USE AND PUBLICATION SHALL BE RESTRICTED TO THE ORIGINAL SITE FOR WHICH THEY ARE PREPARED. ANY USE OR DISCLOSURE OTHER THAN THAT WHICH RELATES TO AMERICAN TOWER OR THE SPECIFIED CARRIER IS STRICTLY PROHIBITED. TITLE TO THESE DOCUMENTS SHALL REMAIN THE PROPERTY OF AMERICAN TOWER WHETHER OR NOT THE PROJECT IS EXECUTED. NEITHER THE ARCHITECT NOR THE ENGINEER WILL BE PROVIDING ON-SITE CONSTRUCTION REVIEW OF THIS PROJECT. CONTRACTOR(S) MUST VERIFY ALL DIMENSIONS AND ADVISE AMERICAN TOWER OF ANY DISCREPANCIES. ANY PRIOR ISSUANCE OF THIS DRAWING IS SUPERSEDED BY THE LATEST VERSION ON FILE WITH AMERICAN TOWER.


| REV. | DESCRIPTION | BY | DATE |
|---|---|---|---|
| 0 | FOR CONSTRUCTION | JDC | 11/14/16 |

ATC SITE NUMBER:

302515

ATC SITE NAME:

SMFR - NORTH

SITE ADDRESS:
0 LOT 4 EASTOVER ROAD
STAMFORD, CT 06905

SEAL:




Nov 15 2016 2:22 PM

T-Mobile

| | |
|---|---|
| DRAWN BY: | JDC |
| APPROVED BY: | PPB |
| DATE DRAWN: | 11/14/16 |
| ATC JOB NO: | 11908008 |

GROUNDING DETAILS

| SHEET NUMBER: | REVISION: |
|---|---|
| E-501 | 0 |


Copyright © 2016 ATC IP LLC. All Rights Reserved.

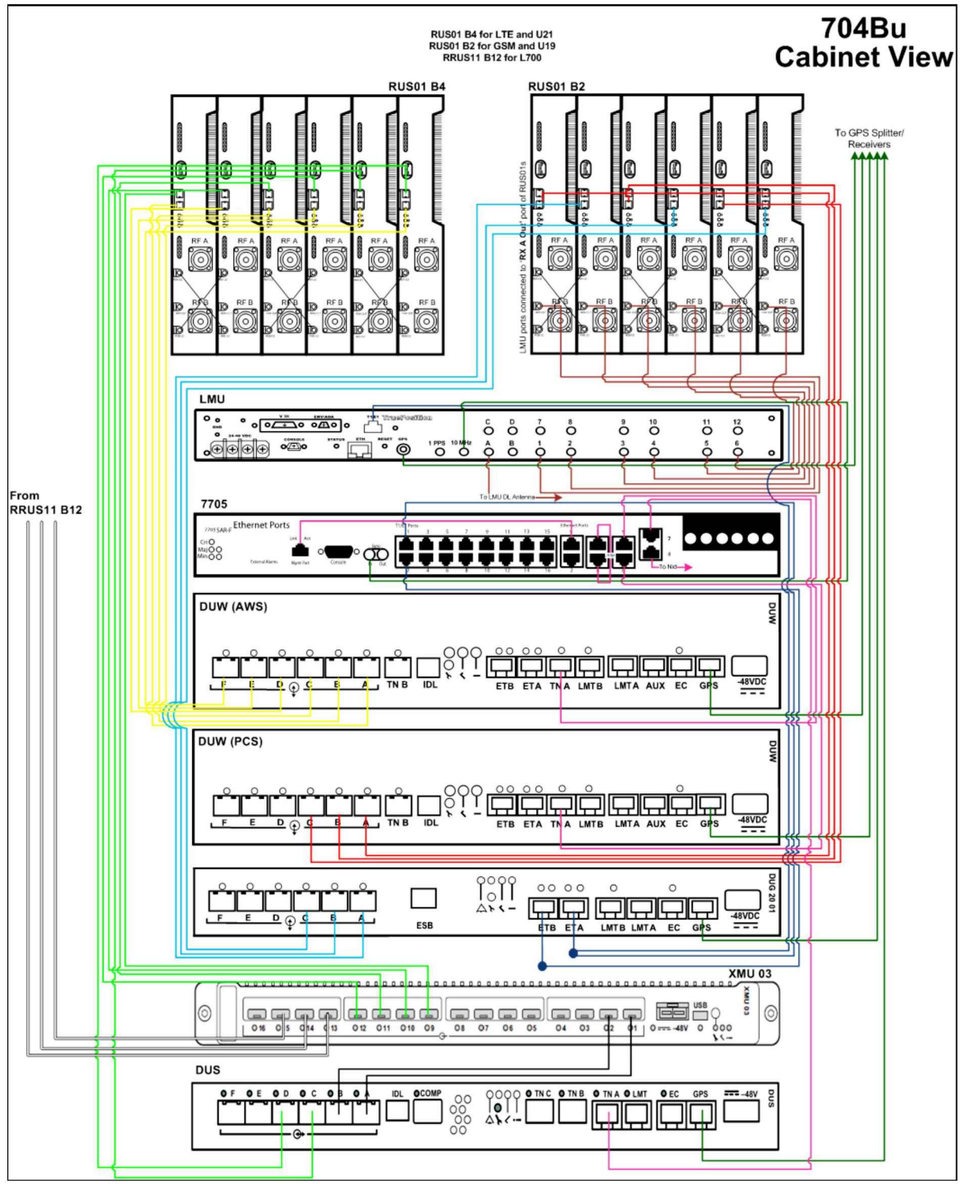


1 CABINET CONFIGURATION

SCALE: NOT TO SCALE

NOTE: THIS SHEET CREATED BY OTHERS AND PROVIDED BY REQUEST OF CUSTOMER WITHOUT EDIT.

SUPPLEMENTAL

| SHEET NUMBER: | REVISION: |
|---|---|
| R-601 | 0 |

Copyright © 2016 ATC IP LLC. All Rights Reserved.