



STATE OF CONNECTICUT
CONNECTICUT SITING COUNCIL

Ten Franklin Square, New Britain, CT 06051

Phone: (860) 827-2935 Fax: (860) 827-2950

E-Mail: siting.council@ct.gov

Web Site: portal.ct.gov/csc

VIA ELECTRONIC MAIL

September 9, 2021

Victoria Masse
Northeast Site Solutions
420 Main Street, Unit 2
Sturbridge, MA 01566
victoria@northeastsitesolutions.com

RE: **EM-T-MOBILE-131-210726** – T-Mobile notice of intent to modify an existing telecommunications facility located at 435 Mill Street, Southington, Connecticut.

Dear Ms. Masse:

The Connecticut Siting Council (Council) is in receipt of your correspondence of September 8, 2021 submitted in response to the Council's September 8, 2021 notification of an incomplete request for exempt modification with regard to the above-referenced matter.

The submission renders the request for exempt modification complete and the Council will process the request in accordance with the Federal Communications Commission 60-day timeframe.

Thank you for your attention and cooperation.

Sincerely,

A handwritten signature in black ink, appearing to read "Melanie Bachman".

Melanie Bachman
Executive Director

MAB/FOC/laf

From: Deborah Chase <deborah@northeastsitesolutions.com>

Sent: Wednesday, September 8, 2021 6:33 PM

To: CSC-DL Siting Council <Siting.Council@ct.gov>; Bachman, Melanie <Melanie.Bachman@ct.gov>; Mathews, Lisa A <Lisa.A.Mathews@ct.gov>; Fontaine, Lisa <Lisa.Fontaine@ct.gov>; Robidoux, Evan <Evan.Robidoux@ct.gov>

Cc: victoria@northeastsitesolutions.com; Sheldon Freinle <sheldon@northeastsitesolutions.com>

Subject: Council 2nd Incomplete Letter for EM-T-MOBILE-131-210726

EXTERNAL EMAIL: This email originated from outside of the organization. Do not click any links or open any attachments unless you trust the sender and know the content is safe.

Siting Council

Please see attached Original Facility approval and amended EM Application as requested per the incomplete letter.

Thank you

Deborah Chase

Senior Project Coordinator & Analyst

Mobile: 860-490-8839



🌱 Save a tree. Refuse. Reduce. Reuse. Recycle.

PLANNING AND ZONING DEPARTMENT

JOHN WEICHSEL MUNICIPAL CENTER – 196 NORTH MAIN STREET
SOUTHINGTON, CONNECTICUT 06489

Phone: (860)276-6248 / Fax: (860)628-3511

August 27, 2018

Southington Water Department
605 West Queen Street
PO Box 111
Southington, CT 06489

RE: Site plan application – 435 and 471 (rear) Mill Street (SPR #1760)

Dear Sir:

Please be advised that on August 21, 2018, the Southington Planning and Zoning Commission voted to approve your site plan application to construct a new 65 ft tall water storage tank and a 120' tall communications tower. The Commission also granted a waiver of the communications tower fall radius.

Please submit six sets of revised plans addressing Engineering comments prior to bidding. Building and zoning permits and a preconstruction meeting will also be required. Please note that this approval is good for a period of five (5) years, which will expire on August 21, 2023. You can request a five year extension prior to the expiration date if the work has not been completed.

Respectfully



Robert A. Phillips, AICP
Director of Planning and Community Development

cc: Engineering Dept.
Building Dept.
Assessor's Dept.

PLANNING AND ZONING DEPARTMENT

JOHN WEICHSEL MUNICIPAL CENTER – 196 NORTH MAIN STREET
SOUTHINGTON, CONNECTICUT 06489

Phone: (860)276-6248 / Fax: (860)628-3511

August 28, 2018

Southington Water Department
605 West Queen Street
PO Box 111
Southington, CT 06489

RE: Special Permit Approval – 435 and 471 (rear) Mill Street (SPU #605)

Dear Sir:

On August 21, 2018, the Planning and Zoning Commission voted to approve your Special Permit Application to construct a new 65-ft water storage tank and a 120-ft tall communications tower on properties located at 435 and 471 (rear) Mill Street.

The special permit use becomes effective upon the filing of the approved special permit use plan with the Town Planner's office and the filing **of this original approval letter in the office of the Town Clerk,** pursuant to Section 8-3d of the General Statutes of Connecticut. Such plan shall be certified by the Planning and Zoning Commission prior to filing. An approved special permit use not put into effect within one year becomes null and void. A single one year extension may be granted before the approval's first anniversary date (Section 8-03.3).

Respectfully,



Robert A. Phillips, AICP
Director of Planning and Community Development

cc: Town Engineer
Building Dept.
Town Assessor



STATE OF CONNECTICUT
CONNECTICUT SITING COUNCIL

Ten Franklin Square, New Britain, CT 06051
Phone: (860) 827-2935 Fax: (860) 827-2950
E-Mail: siting.council@ct.gov
Web Site: www.ct.gov/csc

April 14, 2020

The Honorable Victoria Triano
Chairwoman
Town of Southington
Town Office Building
75 Main Street
Southington, CT 06489

RE: **TS-T-MOBILE-131-200413** – T-Mobile Northeast, LLC request for an order to approve tower sharing at an existing telecommunications facility located at 435 Mill Street, Southington, Connecticut.

Dear Chairwoman Triano:

Pursuant to Connecticut General Statutes § 16-50aa, the Connecticut Siting Council (Council) is in receipt of a request to share an existing telecommunications facility in the Town of Southington.

In accordance with Section 16-50j-89 of the Regulations of Connecticut State Agencies, on April 13, 2020, written notice of the request to share the existing telecommunications facility was provided to the Council, the property owner of record and the chief elected official of the municipality in which the existing telecommunications facility is located.

The Council will consider this request at a future public meeting. A copy of the meeting agenda will be sent to you.

Should you have any questions or comments regarding the above-referenced request, please feel free to call me at 860-827-2951 or submit written comments to the Council by April 28, 2020.

Thank you for your cooperation and consideration.

Sincerely,

s/ Melanie A. Bachman

Melanie Bachman
Executive Director

MAB/IN/emr

c: Mark J. Sciota, Town Manager, Town of Southington
Robert Phillips, Director of Planning and Community Development, Town of Southington



NSS **NORTHEAST**
SITE SOLUTIONS
Turnkey Wireless Development

Northeast Site Solutions
Victoria Masse
420 Main Street #2, Sturbridge, MA 01566
860-306-2326
victoria@northeastsitesolutions.com

February 15, 2021

Members of the Siting Council
Connecticut Siting Council
Ten Franklin Square
New Britain, CT 06051

RE: Exempt Modification Application
435 Mills Street, Southington CT 06489
Latitude: 41.604929620
Longitude: -72.89411820
T-Mobile Site#: CT11239A-NHP

Dear Ms. Bachman:

T-Mobile currently maintains six (6) antennas at the 110-foot level of the existing 120-foot tower. The tower and property are owned by the Town of Southington. T-Mobile now intends to add a 25Kw generator to an existing concrete pad within existing compound.

Planned Modifications:

Ground work only-Install New:

(1) GENERAC RD 25 KW AC DIESEL GENERATOR – 240-gallon double walled self-contained tank with fuel sensor. Requires two (2) 12-minute run cycles by-weekly.



This facility was approved by the Southington Water Department on August 27, 2018 to construct a new 120ft tall communications tower, on April 14, 2020 T-Mobile was approved for a Tower Share to install antennas at the 110ft level of the 120ft tower. Please see attached.

Please accept this letter as notification pursuant to Regulations of Connecticut State Agencies § 16- SOj-73, for construction that constitutes an exempt modification pursuant to R.C.S.A. § 16-50j-72(b)(2). In accordance with R.C.S.A. § 16-SOj-73, a copy of this letter is being sent to Town Manager Mark Sciota, Elected Official and Victoria Triano, Chairman Town Council for the Town of Southington, Matthew A. Reimondo, Zoning Enforcement Officer as well as the property owner and the tower owner.

The planned modifications to the facility fall squarely within those activities explicitly provided for in R.C.S.A. § 16-50j-72(b)(2).

1. The proposed modifications will not result in an increase in the height of the existing structure.
2. The proposed modifications will not require the extension of the site boundary.
3. The proposed modifications will not increase noise levels at the facility by six decibels or more, or to levels that exceed state and local criteria.
4. The operation of the replacement antennas will not increase radio frequency emissions at the facility to a level at or above the Federal Communications Commission safety standard.
5. The proposed modifications will not cause a change or alteration in the physical or environmental characteristics of the site.
6. The existing structure and its foundation can support the proposed loading.

For the foregoing reasons, T-Mobile respectfully submits that the proposed modifications to the above referenced telecommunications facility constitute an exempt modification under R.C.S.A. § 16-50j-72(b)(2).

Sincerely,

Victoria Masse
Mobile: 860-306-2326
Fax: 413-521-0558
Office: 420 Main Street, Unit 2, Sturbridge MA 01566
Email: victoria@northeastsitesolutions.com



NSS **NORTHEAST**
SITE SOLUTIONS
Turnkey Wireless Development

Attachments

C: Mr. Mark J Sciota- Town Manager- sciotam@southington.org
75 Main Street
Southington, CT 06489

Victoria Triano- Chairman Town Council- vtriano@southington.org
75 Main Street
Southington, CT 06489

Matthew A. Reimondo- Zoning Enforcement Officer - ReimondoM@southington.org
75 Main Street
Southington, CT 06489

Town of Southington - as tower owner and property owner

NORTHEAST SITE SOLUTIONS, LLC
1053 FARMINGTON AVE STE G
FARMINGTON, CT 06032

WEBSTER BANK
51-7010/2111

4535

07/11/2021


PAY TO THE ORDER OF Connecticut Siting Council

\$ *625.00

EXACTLY SIX HUNDRED TWENTY-FIVE DOLLARS

DOLLARS

Connecticut Siting Council
10 Franklin Square
New Britain CT 06051


AUTHORIZED SIGNATURE

MEMO

⑈004535⑈ ⑆211170101⑆10 0010608887⑈

NORTHEAST SITE SOLUTIONS, LLC

4535

Check#: 4535

Date: 07/11/2021

Vendor#: 10023 Connecticut Siting Council

Total: *625.00

Invoice#	Invoice Date	Job/Description	Balance	Retain	Discount	This Check
CT11239A Zoning	07/11/2021	11 TMO NHP	625.00			625.00

Exhibit A

PLANNING AND ZONING DEPARTMENT

JOHN WEICHSEL MUNICIPAL CENTER – 196 NORTH MAIN STREET
SOUTHINGTON, CONNECTICUT 06489

Phone: (860)276-6248 / Fax: (860)628-3511

August 27, 2018

Southington Water Department
605 West Queen Street
PO Box 111
Southington, CT 06489

RE: Site plan application – 435 and 471 (rear) Mill Street (SPR #1760)

Dear Sir:

Please be advised that on August 21, 2018, the Southington Planning and Zoning Commission voted to approve your site plan application to construct a new 65 ft tall water storage tank and a 120' tall communications tower. The Commission also granted a waiver of the communications tower fall radius.

Please submit six sets of revised plans addressing Engineering comments prior to bidding. Building and zoning permits and a preconstruction meeting will also be required. Please note that this approval is good for a period of five (5) years, which will expire on August 21, 2023. You can request a five year extension prior to the expiration date if the work has not been completed.

Respectfully



Robert A. Phillips, AICP
Director of Planning and Community Development

cc: Engineering Dept.
Building Dept.
Assessor's Dept.

PLANNING AND ZONING DEPARTMENT

JOHN WEICHSEL MUNICIPAL CENTER – 196 NORTH MAIN STREET
SOUTHINGTON, CONNECTICUT 06489

Phone: (860)276-6248 / Fax: (860)628-3511

August 28, 2018

Southington Water Department
605 West Queen Street
PO Box 111
Southington, CT 06489

RE: Special Permit Approval – 435 and 471 (rear) Mill Street (SPU #605)

Dear Sir:

On August 21, 2018, the Planning and Zoning Commission voted to approve your Special Permit Application to construct a new 65-ft water storage tank and a 120-ft tall communications tower on properties located at 435 and 471 (rear) Mill Street.

The special permit use becomes effective upon the filing of the approved special permit use plan with the Town Planner's office and the filing **of this original approval letter in the office of the Town Clerk,** pursuant to Section 8-3d of the General Statutes of Connecticut. Such plan shall be certified by the Planning and Zoning Commission prior to filing. An approved special permit use not put into effect within one year becomes null and void. A single one year extension may be granted before the approval's first anniversary date (Section 8-03.3).

Respectfully,



Robert A. Phillips, AICP
Director of Planning and Community Development

cc: Town Engineer
Building Dept.
Town Assessor



STATE OF CONNECTICUT
CONNECTICUT SITING COUNCIL

Ten Franklin Square, New Britain, CT 06051
Phone: (860) 827-2935 Fax: (860) 827-2950
E-Mail: siting.council@ct.gov
Web Site: www.ct.gov/csc

April 14, 2020

The Honorable Victoria Triano
Chairwoman
Town of Southington
Town Office Building
75 Main Street
Southington, CT 06489

RE: **TS-T-MOBILE-131-200413** – T-Mobile Northeast, LLC request for an order to approve tower sharing at an existing telecommunications facility located at 435 Mill Street, Southington, Connecticut.

Dear Chairwoman Triano:

Pursuant to Connecticut General Statutes § 16-50aa, the Connecticut Siting Council (Council) is in receipt of a request to share an existing telecommunications facility in the Town of Southington.

In accordance with Section 16-50j-89 of the Regulations of Connecticut State Agencies, on April 13, 2020, written notice of the request to share the existing telecommunications facility was provided to the Council, the property owner of record and the chief elected official of the municipality in which the existing telecommunications facility is located.

The Council will consider this request at a future public meeting. A copy of the meeting agenda will be sent to you.

Should you have any questions or comments regarding the above-referenced request, please feel free to call me at 860-827-2951 or submit written comments to the Council by April 28, 2020.

Thank you for your cooperation and consideration.

Sincerely,

s/ Melanie A. Bachman

Melanie Bachman
Executive Director

MAB/IN/emr

c: Mark J. Sciota, Town Manager, Town of Southington
Robert Phillips, Director of Planning and Community Development, Town of Southington

Exhibit B

435 MILL ST

Location 435 MILL ST

Mblu 109 / 120 /

Acct# 14081

Owner SOUTHINGTON TOWN OF

Assessment \$789,380

Appraisal \$1,127,680

PID 10843

Building Count 1

Current Value

Appraisal			
Valuation Year	Improvements	Land	Total
2020	\$839,570	\$288,110	\$1,127,680

Assessment			
Valuation Year	Improvements	Land	Total
2020	\$587,700	\$201,680	\$789,380

Owner of Record

Owner SOUTHINGTON TOWN OF

Sale Price \$0

Co-Owner

Certificate

Address 75 MAIN ST

Book & Page 0087/0075

SOUTHINGTON, CT 06489-2504

Sale Date 09/30/1938

Instrument 25

Ownership History

Ownership History					
Owner	Sale Price	Certificate	Book & Page	Instrument	Sale Date
SOUTHINGTON TOWN OF	\$0		0087/0075	25	09/30/1938

Building Information

Building 1 : Section 1

Year Built:

Living Area: 0

Building Percent Good:

Building Attributes	
Field	Description
Style	Vacant w/OB

Model	
Grade:	
Stories	
Occupancy	
Exterior Wall 1	
Exterior Wall 2	
Roof Structure	
Roof Cover	
Interior Wall 1	
Interior Wall 2	
Interior Flr 1	
Interior Flr 2	
Heat Fuel	
Heat Type:	
AC Type:	
Total Bedrooms:	
Full Bthrms:	
Half Baths:	
Extra Fixtures	
Total Rooms:	
Bath Style:	
Kitchen Style:	
Total Kitchens	
Fireplaces	
Whirlpool Tubs	
Fin Bsmt Area	
Fin Bsmt Quality	
Bsmt Garages	
.	
Bsmt Type	
Attic Type	
Cath Ceiling	
Fndtn Cndtn	
Basement	

Building Photo



109 120 05/21/2015

(<http://images.vgsi.com/photos2/SouthingtonCTPhotos//00\04\35\89.JPG>)

Building Layout

(http://images.vgsi.com/photos2/SouthingtonCTPhotos//Sketches/10843_1)

Building Sub-Areas (sq ft)	<u>Legend</u>
No Data for Building Sub-Areas	

Extra Features

Extra Features	<u>Legend</u>
No Data for Extra Features	

Land**Land Use**

Use Code 903V
Description Municipality Lnd
Zone R-20/25
Alt Land Appr No
Category

Land Line Valuation

Size (Acres) 2.8
Depth

Outbuildings

Outbuildings					<u>Legend</u>
Code	Description	Sub Code	Sub Description	Size	Bldg #
FN1	Fence - Chain			4848.00 L.F.	1
PCS	PreCast Shed/Bldg			80.00 S.F.	1
PCS	PreCast Shed/Bldg			80.00 S.F.	1
CTR	Cell Recievers			4.00 Units	1
TNK5	Elevated Tank			2000000.00 Gals	1
SHD1	Shed	MS	Masonry	160.00 S.F.	1

Valuation History

Appraisal			
Valuation Year	Improvements	Land	Total
2019	\$217,730	\$109,610	\$327,340
2018	\$217,730	\$87,980	\$305,710
2017	\$217,730	\$87,980	\$305,710
2016	\$217,730	\$87,980	\$305,710
2015	\$217,730	\$87,980	\$305,710

Assessment			
Valuation Year	Improvements	Land	Total
2019	\$152,410	\$76,730	\$229,140
2018	\$152,410	\$61,590	\$214,000
2017	\$152,410	\$61,590	\$214,000
2016	\$152,410	\$61,590	\$214,000
2015	\$152,410	\$61,590	\$214,000

082
06 AC

(37)

136
0.64 AC

264

135
0.57 AC

256

HIGH TOWER RD

246

120
2.800023 AC

134
0.66 AC

435

091
0.52 AC

124
0.19 AC

lat:41.6044, lon:-72.8937

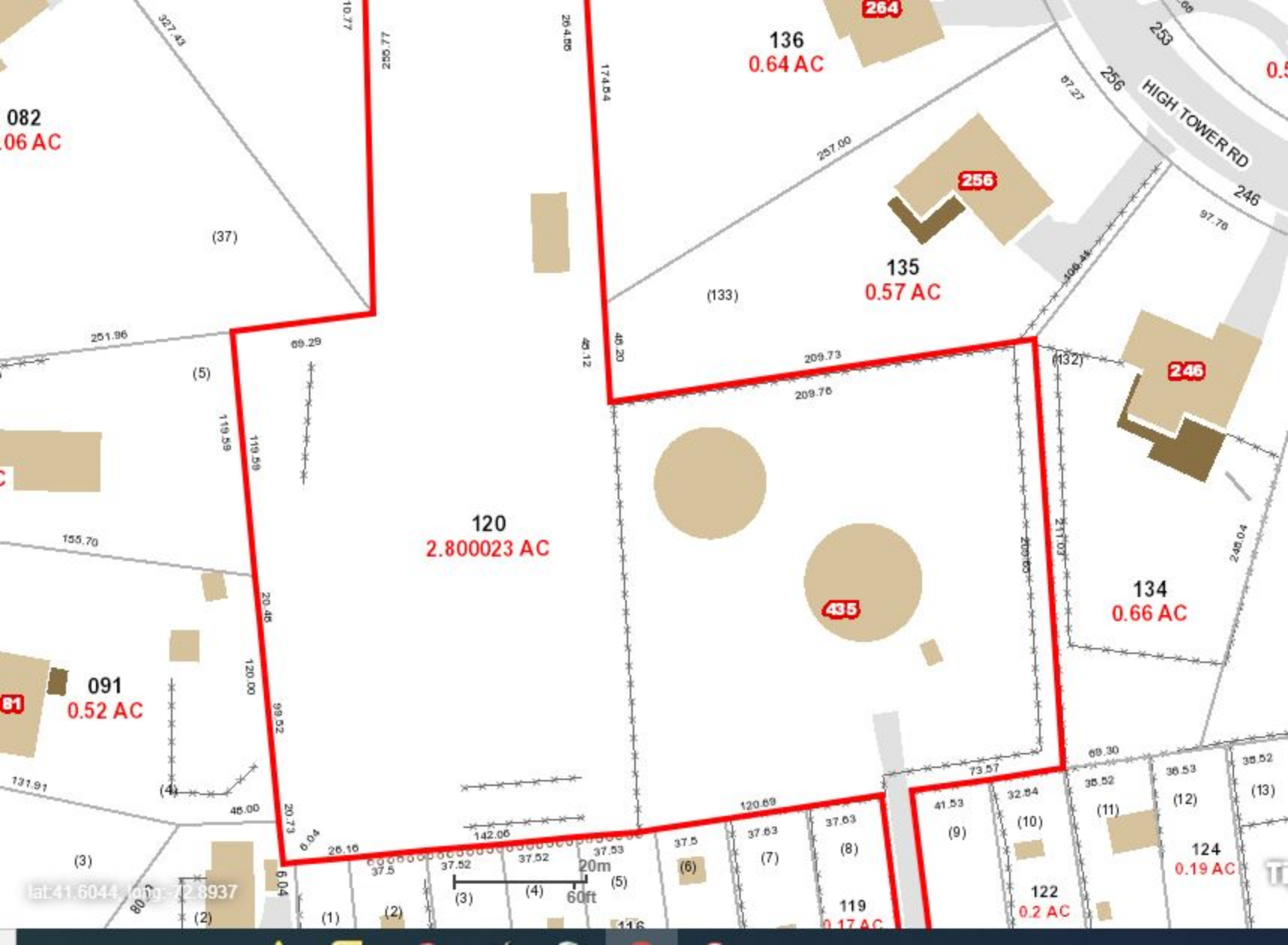



Exhibit C

MODIFICATION OF EXISTING WIRELESS FACILITY BY



T-MOBILE NORTHEAST LLC

PROJECT TITLE: NATIONAL HARDENING

SITE NUMBER: CT11239A

SITE NAME: SOUTHINGTON/ I-84

SITE ADDRESS: 435 MILL STREET

SOUTHINGTON, CT 06489


APPLICANT:
T-Mobile
T-MOBILE NORTHEAST LLC
 35 GRIFFIN ROAD SOUTH
 BLOOMFIELD, CT 06002
 860-692-7100

PROJECT MANAGER

 420 MAIN STREET, BLDG 4
 STURBRIDGE, MA 01566
 203-275-6669

CONSULTANT:

 Architects . Engineers . Surveyors
 462 WALNUT STREET, SUITE 1
 NEWTON, MA 02460
 617-212-3123



THIS DOCUMENT IS THE DESIGN PROPERTY AND COPYRIGHT OF FORESITE, LLC. AND FOR THE EXCLUSIVE USE BY THE TITLE CLIENT. DUPLICATION OR USE WITHOUT THE EXPRESS WRITTEN CONSENT OF THE CREATOR IS STRICTLY PROHIBITED. DRAWING SCALES ARE INTENDED FOR 11"x17" SIZE PRINTED MEDIA ONLY. ALL OTHER PRINTED SIZES ARE DEEMED "NOT TO SCALE".

PROJECT NOTES:

- THIS IS AN UNMANNED TELECOMMUNICATION FACILITY AND NOT FOR HUMAN HABITATION: HANDICAPPED ACCESS IS NOT REQUIRED. POTABLE WATER OR SANITARY SERVICE IS NOT REQUIRED. NO OUTDOOR STORAGE OR ANY SOLID WASTE RECEPTACLES REQUIRED.
- DEVELOPMENT AND USE OF THE SITE WILL CONFORM TO ALL APPLICABLE CODES, ORDINANCES AND SPECIFICATIONS.

CODE COMPLIANCE:

ALL WORK SHALL COMPLY WITH THE CURRENT NATIONAL AND CONNECTICUT STATE BUILDING AND LIFE SAFETY CODES, SUPPLEMENTS AND AMENDMENTS INCLUDING BUT NOT LIMITED TO THE LATEST EDITION OF:

- CONNECTICUT STATE BUILDING CODE (CSBC).
- ANSI/TIA-222-G STRUCTURAL STANDARD FOR ANTENNA SUPPORTING STRUCTURES AND ANTENNAS.
- NATIONAL ELECTRICAL CODE (NEC) FOR POWER AND GROUNDING REQUIREMENTS.
- OCCUPATIONAL SAFETY AND HEALTH ACT (OSHA).
- NFPA - NATIONAL FIRE PROTECTION ASSOCIATION.



Connecticut - Call Before You Dig
 811 or 1-800-922-4455

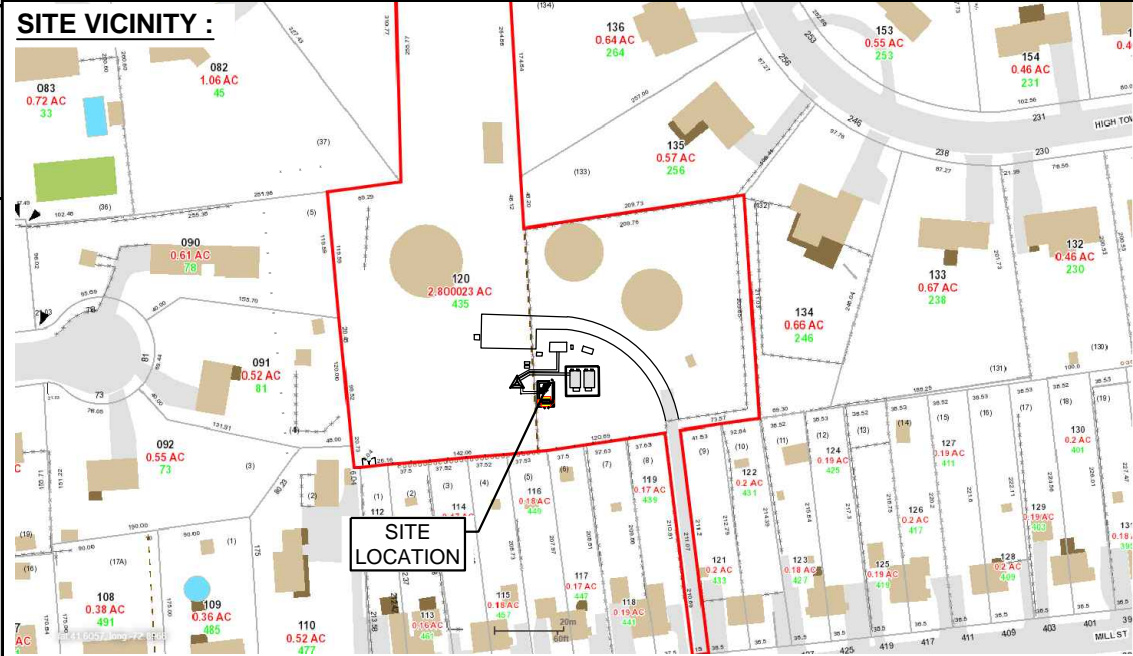
Advance Notice:
 Minimum of 2 working days in advance, no more than 30 days in advance

CONTRACTOR'S NOTES:

CONTRACTOR SHALL VERIFY ALL PLANS, EXISTING DIMENSIONS, AND CONDITIONS ON THE JOB SITE. CONTRACTOR SHALL IMMEDIATELY NOTIFY THE ARCHITECT/ENGINEER IN WRITING OF ANY DISCREPANCIES BEFORE PROCEEDING WITH THE WORK. FAILURE TO NOTIFY THE ARCHITECT/ENGINEER PLACES THE RESPONSIBILITY ON THE CONTRACTOR TO CORRECT THE DISCREPANCIES AT THE CONTRACTOR'S EXPENSE.

APPROVALS:

FSA CM	DATE
RF ENGINEER	DATE
	DATE
T-MOBILE ENGINEERING AND DEVELOPMENT	DATE
	DATE
	DATE



PROJECT SCOPE:

THE PROPOSED PROJECT SCOPE WILL CONSIST OF INSTALLING A NEW GENERAC RD 25 KW AC DIESEL GENERATOR AND TANK FOR AN EXISTING TELECOM BASE STATION. NO SIGNIFICANT GRADING IS REQUIRED. ALL PROPOSED CONSTRUCTION WILL BE CONTAINED IN THE LIMITS OF THE EXISTING FENCED COMPOUND AND TOWER SITE LEASE AREA.

PROJECT INFORMATION:

ADDRESS: 435 MILL STREET
 SOUTHINGTON, CT 06489
 PARCEL ID: 109120
 CAMA ID: 10843
 ZONING DISTRICT: R-20/25
 USE CODE: 903V
 COORDINATES: 41° 36' 16.61" N 72° 53' 39.25" W
 GROUND ELEV: 323± (AMSL)

PROJECT TEAM:

APPLICANT: T-MOBILE NORTHEAST, LLC.
 35 GRIFFIN ROAD SOUTH
 BLOOMFIELD, CT 06002
 860-692-7100
 PROPERTY OWNER: SOUTHINGTON TOWN OF
 75 MAIN STREET
 SOUTHINGTON, CT 06489-2504
 PROJECT MANAGER: NORTHEAST SITE SOLUTIONS
 420 MAIN STREET, BLDG 4
 STURBRIDGE, MA 01566
 SHELDON FREINCLE
 SHELDON@NORTHEASTSITESOLUTIONS.COM
 201-776-8521
 ENGINEERING CONSULTANTS: FORESITE LLC
 462 WALNUT ST
 NEWTON, MA 02460
 SAEED MOSSAVAT
 SMOSSAVAT@FORESITELLC.COM
 617-212-3123

SHEET INDEX:

- T-1: TITLE SHEET
- N-1: GENERAL NOTES
- A-1: PLAN
- A-2: GENERATOR SPECIFICATIONS
- A-3: GENERATOR SPECIFICATIONS
- A-4: AUTOMATIC TRANSFER SWITCH SPECIFICATIONS
- A-5: CONCRETE PAD AND ANCHORAGE DETAILS
- E-1: ELECTRICAL DETAILS
- G-1: GROUNDING DETAILS

REV	DESCRIPTION	DATE
A	PRELIMINARY	06/23/21

SITE NUMBER: CT11239A
SITE NAME: SOUTHINGTON/ I-84
SITE ADDRESS: 435 MILL STREET
SOUTHINGTON, CT 06489

SHEET TITLE:
 T-1: TITLE SHEET

Copyright © 2020 Foresite LLC all rights reserved. The details, templates, drawing formats or any portion of this document generated by Foresite LLC may not be duplicated, traced or used otherwise for any profit-driven enterprise.

GENERAL NOTES:

1. THE CONTRACTOR SHALL GIVE ALL NOTICES AND COMPLY WITH ALL LAWS, ORDINANCES, RULES, REGULATIONS AND LAWFUL ORDERS OF ANY PUBLIC AUTHORITY, MUNICIPAL AND UTILITY COMPANY SPECIFICATIONS, AND LOCAL AND STATE JURISDICTIONAL CODES BEARING ON THE PERFORMANCE OF THE WORK. THE WORK PERFORMED ON THE PROJECT AND THE MATERIALS INSTALLED SHALL BE IN STRICT ACCORDANCE WITH ALL APPLICABLE CODES, REGULATIONS, AND ORDINANCES.
2. THE ARCHITECT/ENGINEER HAS MADE EVERY EFFORT TO SET FORTH IN THE CONSTRUCTION AND CONTRACT DOCUMENTS THE COMPLETE SCOPE OF WORK. THE CONTRACTOR BIDDING THE JOB IS NEVERTHELESS CAUTIONED THAT MINOR OMISSIONS OR ERRORS IN THE DRAWINGS AND OR SPECIFICATIONS SHALL NOT EXCUSE SAID CONTRACTOR FROM COMPLETING THE PROJECT AND IMPROVEMENTS IN ACCORDANCE WITH THE INTENT OF THESE DOCUMENTS.
3. THE CONTRACTOR OR BIDDER SHALL BEAR THE RESPONSIBILITY OF NOTIFYING (IN WRITING) THE CLIENT'S REPRESENTATIVE OF ANY CONFLICTS, ERRORS, OR OMISSIONS PRIOR TO THE SUBMISSION OF CONTRACTOR'S PROPOSAL OR PERFORMANCE OF WORK.
5. THE CONTRACTOR SHALL VISIT THE JOB SITE PRIOR TO THE SUBMISSION OF BIDS OR PERFORMING WORK TO FAMILIARIZE HIMSELF WITH THE FIELD CONDITIONS AND TO VERIFY THAT THE PROJECT CAN BE CONSTRUCTED IN ACCORDANCE WITH THE CONSTRUCTION DOCUMENTS.
6. THE CONTRACTOR SHALL INSTALL ALL EQUIPMENT AND MATERIALS ACCORDING TO THE MANUFACTURER'S / VENDOR'S SPECIFICATIONS UNLESS NOTED OTHERWISE OR WHERE LOCAL CODES OR ORDINANCES TAKE PRECEDENCE.
7. THE CONTRACTOR SHALL MAKE NECESSARY PROVISIONS TO PROTECT EXISTING IMPROVEMENTS DURING CONSTRUCTION.
8. THE CONTRACTOR SHALL COMPLY WITH ALL PERTINENT SECTIONS OF THE BASIC STATE BUILDING CODE, LATEST EDITION, AND ALL OSHA REQUIREMENTS AS THEY APPLY TO THIS PROJEC
9. THE CONTRACTOR SHALL NOTIFY THE CLIENT'S REPRESENTATIVE IN WRITING WHERE A CONFLICT OCCURS ON ANY OF THE CONTRACT DOCUMENTS. THE CONTRACTOR IS NOT TO ORDER MATERIAL OR CONSTRUCT ANY PORTION OF THE WORK THAT IS IN CONFLICT UNTIL CONFLICT IS RESOLVED BY THE CLIENT'S REPRESENTATIVE.
10. THE WORK SHALL CONFORM TO THE CODES AND STANDARDS OF THE FOLLOWING AGENCIES AS FURTHER CITED HEREIN:
 - A. ASTM: AMERICAN SOCIETY FOR TESTING AND MATERIALS, AS PUBLISHED IN "COMPILATION OF ASTM STANDARDS BUILDING CODES" OR LATEST EDITION.
 - B. AWS: AMERICAN WELDING SOCIETY INC. AS PUBLISHED IN "STANDARD D1.1-08, STRUCTURAL WELDING CODE" OR LATEST EDITION.
 - C. AISC: AMERICAN INSTITUTE FOR STEEL CONSTRUCTION AS PUBLISHED IN "CODE FOR STANDARD PRACTICE FOR STEEL BUILDINGS AND BRIDGES"; "SPECIFICATIONS FOR THE DESIGN, FABRICATION AND ERECTION OF STRUCTURAL STEEL FOR BUILDINGS" (LATEST EDITION).
11. BOLTING:
 - A. BOLTS SHALL BE CONFORMING TO ASTM A325 HIGH STRENGTH, HOT DIP GALVANIZED WITH ASTM A153 HEAVY HEX TYPE NUTS.
 - B. BOLTS SHALL BE 3/4"Ø MINIMUM (UNLESS OTHERWISE NOTED)
 - C. ALL CONNECTIONS SHALL BE 2 BOLTS MINIMUM.
12. FABRICATION:
 - A. FABRICATION OF STEEL SHALL CONFORM TO THE AISC AND AWS STANDARDS AND CODES (LATEST EDITION).
 - B. ALL STRUCTURAL STEEL SHALL BE HOT-DIP GALVANIZED AFTER FABRICATION IN ACCORDANCE WITH ASTM A123 (LATEST EDITION), UNLESS OTHERWISE NOTED.
13. ERECTION OF STEEL:
 - A. PROVIDE ALL ERECTION EQUIPMENT, BRACING, PLANKING, FIELD BOLTS, NUTS, WASHERS, DRIFT PINS, AND SIMILAR MATERIALS WHICH DO NOT FORM A PART OF THE COMPLETED CONSTRUCTION BUT ARE NECESSARY FOR ITS PROPER ERECTION.
 - B. ERECT AND ANCHOR ALL STRUCTURAL STEEL IN ACCORDANCE WITH AISC REFERENCE STANDARDS. ALL WORK SHALL BE ACCURATELY SET TO ESTABLISHED LINES AND ELEVATIONS AND RIGIDLY FASTENED IN PLACE WITH SUITABLE ATTACHMENTS TO THE CONSTRUCTION OF THE BUILDING.
 - C. TEMPORARY BRACING, GUYING AND SUPPORT SHALL BE PROVIDED TO KEEP THE STRUCTURE SAFE AND ALIGNED AT ALL TIMES DURING CONSTRUCTION, AND TO PREVENT DANGER TO PERSONS AND PROPERTY. CHECK ALL TEMPORARY LOADS AND STAY WITHIN SAFE CAPACITY OF ALL BUILDING COMPONENTS.
14. RELATED WORK, FURNISH THE FOLLOWING WORK AS SPECIFIED UNDER CONSTRUCTION DOCUMENTS, BUT COORDINATE WITH OTHER TRADES PRIOR TO BID:
 - A. FLASHING OF OPENING INTO OUTSIDE WALLS


- B. SEALING AND CAULKING ALL OPENINGS
- C. PAINTING
- D. CUTTING AND PATCHING
15. REQUIREMENTS OF REGULATORY AGENCIES:
 - A. FURNISH U.L. LISTED EQUIPMENT WHERE SUCH LABEL IS AVAILABLE. INSTALL IN CONFORMANCE WITH U.L. STANDARDS WHERE APPLICABLE.
 - B. INSTALL ANTENNA, ANTENNA CABLES, GROUNDING SYSTEM IN ACCORDANCE WITH DRAWINGS AND SPECIFICATION IN EFFECT AT PROJECT LOCATION AND RECOMMENDATIONS OF STATE AND LOCAL BUILDING CODES, AND SPECIAL CODES HAVING JURISDICTION OVER SPECIFIC PORTIONS OF WORK. THIS WORK INCLUDES BUT IS NOT LIMITED TO THE FOLLOWING:
 - C. TIA-EIA - 222 (LATEST EDITION). STRUCTURAL STANDARDS FOR STEEL ANTENNA TOWERS AND ANTENNA SUPPORTING STRUCTURES.
 - D. FAA - FEDERAL AVIATION ADMINISTRATION ADVISORY CIRCULAR AC 70/7460-IH, OBSTRUCTION MARKING AND LIGHTING.
 - E. FCC - FEDERAL COMMUNICATIONS COMMISSION RULES AND REGULATIONS FORM 715, OBSTRUCTION MARKING AND LIGHTING SPECIFICATION FOR ANTENNA STRUCTURES AND FORM 715A, HIGH INTENSITY OBSTRUCTION LIGHTING SPECIFICATIONS FOR ANTENNA STRUCTURES.
 - F. AISC - AMERICAN INSTITUTE OF STEEL CONSTRUCTION SPECIFICATION FOR STRUCTURAL JOINTS USING ASTM A325 BOLTS (LATEST EDITION).
 - G. NEC - NATIONAL ELECTRICAL CODE - ON TOWER LIGHTING KITS.
 - H. UL - UNDERWRITER'S LABORATORIES APPROVED ELECTRICAL PRODUCTS.
 - I. IN ALL CASES, PART 77 OF THE FAA RULES AND PARTS 17 AND 22 OF THE FCC RULES ARE APPLICABLE AND IN THE EVENT OF CONFLICT, SUPERSEDE ANY OTHER STANDARDS OR SPECIFICATIONS.
 - J. 2018 LIFE SAFETY CODE NFPA - 101.


APPLICANT:

T-MOBILE NORTHEAST LLC
 35 GRIFFIN ROAD SOUTH
 BLOOMFIELD, CT 06002
 860-692-7100

PROJECT MANAGER

 420 MAIN STREET, BLDG 4
 STURBRIDGE, MA 01566
 203-275-6669

CONSULTANT:

 Architects . Engineers . Surveyors
 462 WALNUT STREET, SUITE 1
 NEWTON, MA 02460
 617-212-3123



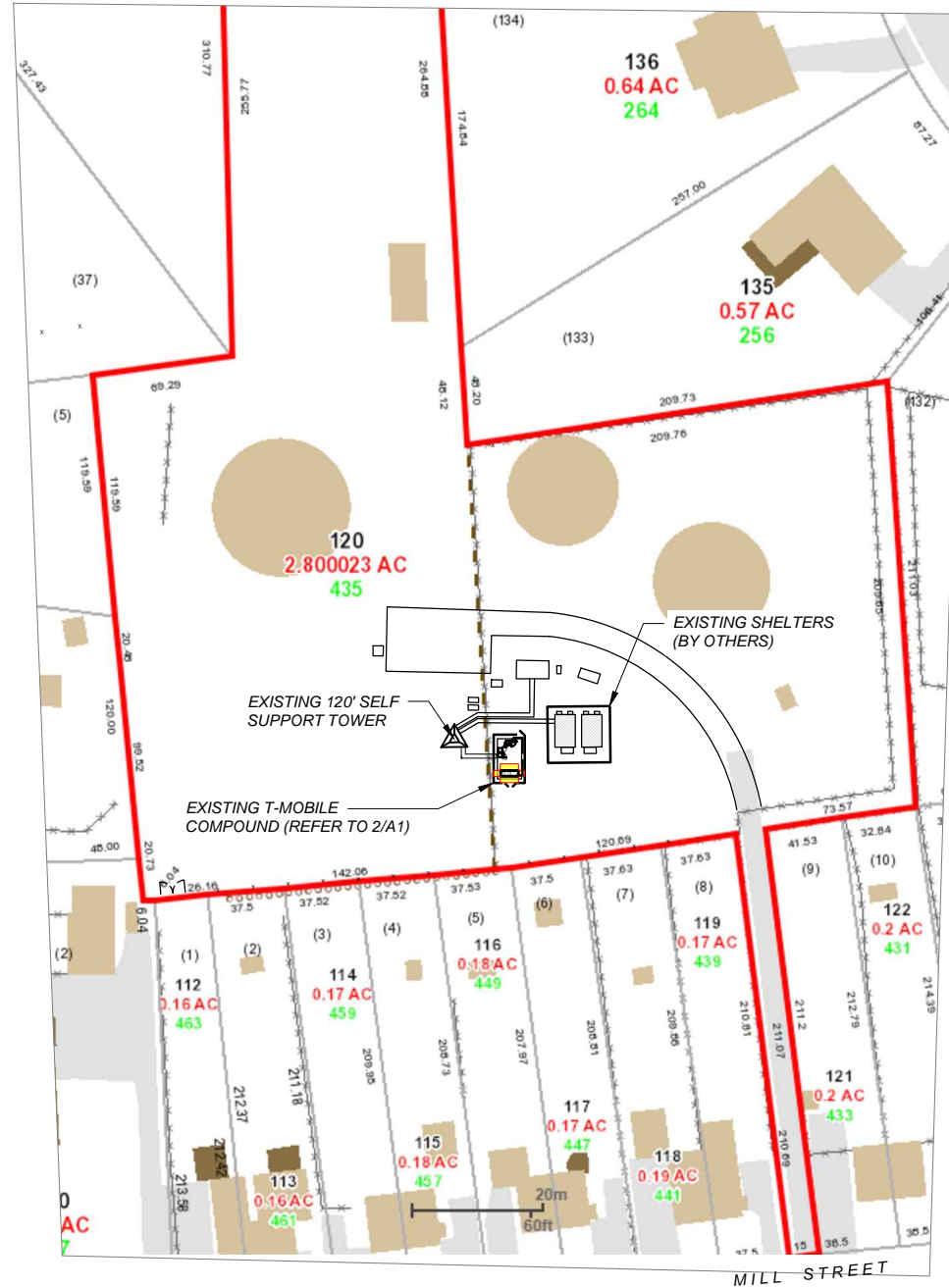
THIS DOCUMENT IS THE DESIGN PROPERTY AND COPYRIGHT OF FORESITE, LLC. AND FOR THE EXCLUSIVE USE BY THE TITLE CLIENT. DUPLICATION OR USE WITHOUT THE EXPRESS WRITTEN CONSENT OF THE CREATOR IS STRICTLY PROHIBITED. DRAWING SCALES ARE INTENDED FOR 11"x17" SIZE PRINTED MEDIA ONLY. ALL OTHER PRINTED SIZES ARE DEEMED "NOT TO SCALE".

REV	DESCRIPTION	DATE
A	PRELIMINARY	06/23/21

SITE NUMBER: CT11239A
 SITE NAME: SOUTHINGTON/ I-84
 SITE ADDRESS: 435 MILL STREET
 SOUTHINGTON, CT 06489

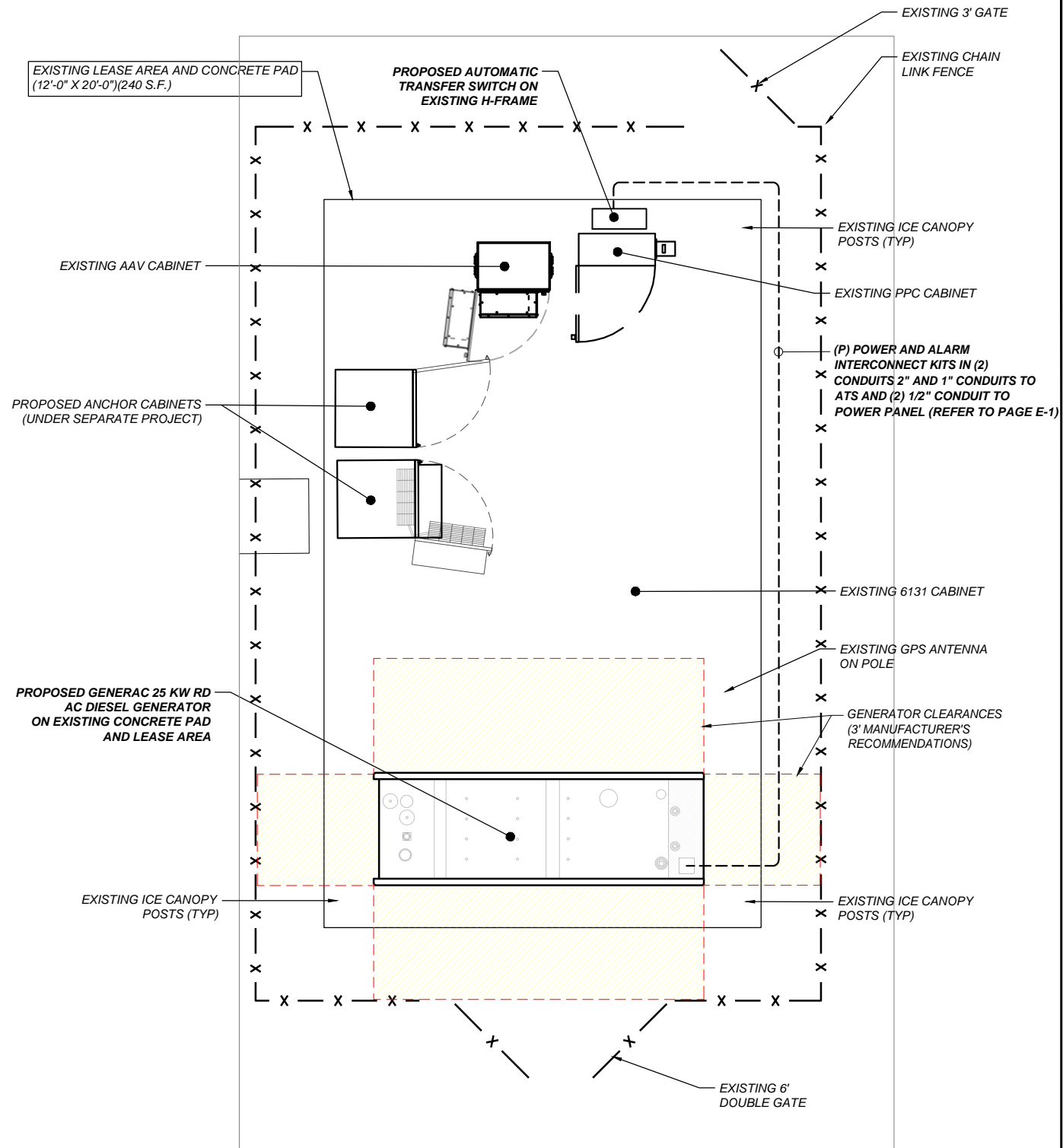
SHEET TITLE:
 N-1: GENERAL NOTES

Copyright © 2020 Foresite LLC all rights reserved. The details, templates, drawing formats or any portion of this document generated by Foresite LLC may not be duplicated, traced or used otherwise for any profit-driven enterprise.



SITE PLAN
NTS

1
A-1




EQUIPMENT LAYOUT PLAN
SCALE: 1/4" = 1'-0"

2
A-1

APPLICANT:
T-Mobile
T-MOBILE NORTHEAST LLC
35 GRIFFIN ROAD SOUTH
BLOOMFIELD, CT 06002
860-692-7100

PROJECT MANAGER
NORTHEAST SITE SOLUTIONS
Turnkey Wireless Development
420 MAIN STREET, BLDG 4
STURBRIDGE, MA 01566
203-275-6669

CONSULTANT:
FORESITE LLC
Architects . Engineers . Surveyors
462 WALNUT STREET, SUITE 1
NEWTON, MA 02460
617-212-3123



THIS DOCUMENT IS THE DESIGN PROPERTY AND COPYRIGHT OF FORESITE, LLC, AND FOR THE EXCLUSIVE USE BY THE TITLE CLIENT. DUPLICATION OR USE WITHOUT THE EXPRESS WRITTEN CONSENT OF THE CREATOR IS STRICTLY PROHIBITED. DRAWING SCALES ARE INTENDED FOR 11"x17" SIZE PRINTED MEDIA ONLY. ALL OTHER PRINTED SIZES ARE DEEMED "NOT TO SCALE".

REV	DESCRIPTION	DATE
A	PRELIMINARY	06/23/21

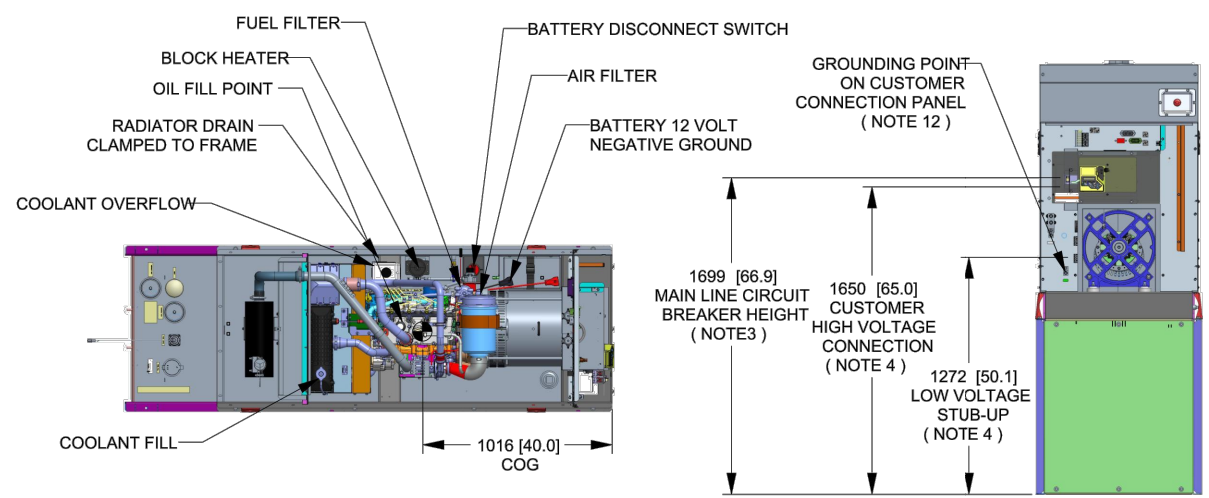
SITE NUMBER: CT11239A
SITE NAME: SOUTHTON/ I-84
SITE ADDRESS: 435 MILL STREET
SOUTHTON, CT 06489

SHEET TITLE:
A-1: PLAN

Copyright © 2020 Foresite LLC all rights reserved. The details, templates, drawing formats or any portion of this document generated by Foresite LLC may not be duplicated, traced or used otherwise for any profit-driven enterprise.

GENERAC RD 25 KW AC DIESEL GENERATOR AND TANK

SH	1/2	REV	2	WINDCHILL VERSION	2.12
----	-----	-----	---	-------------------	------



WEIGHT DATA WITH EMPTY BASE TANK (SEE NOTE 6)

GENERATOR AS SHOWN	1336 [2946]
WITH WOODEN SHIPPING SKID	1354 [2984]

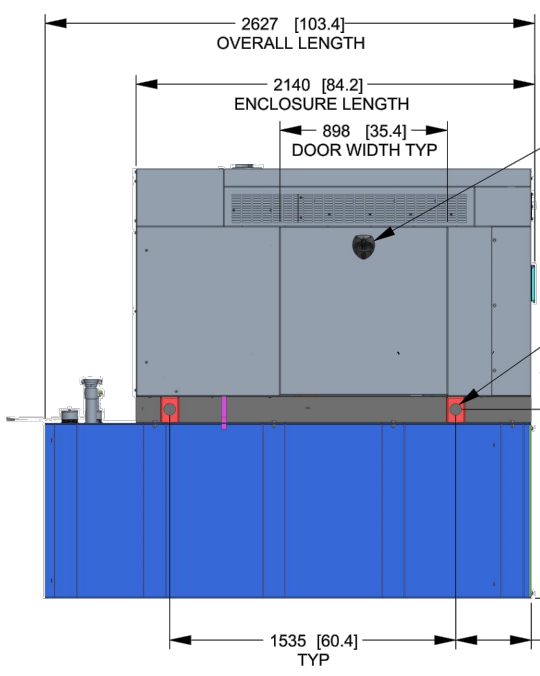
WEIGHT: KG [LBS]
DIMENSIONS: MM [INCHES]

- NOTES:**
- THIS UNIT MUST BE INSTALLED IN ACCORDANCE WITH CURRENT APPLICABLE NFPA 37 AND NFPA 70 STANDARDS AS WELL AS ANY OTHER FEDERAL, STATE, AND LOCAL CODES.
 - BATTERY (12 VOLT NEGATIVE GROUND SYSTEM).
 - CONTROL PANEL / CIRCUIT BREAKER INFORMATION:
 - MAIN LINE CIRCUIT BREAKER 125 AMPS
 - SEE SPECIFICATION SHEET OR OWNERS MANUAL
 - ACCESSIBLE THROUGH CUSTOMER ACCESS ASSEMBLY DOOR ON REAR OF GENERATOR.
 - CONTROL PANEL INCLUDES INTEGRATED BATTERY CHARGER
 - REMOVE THE REAR STUB-UP AND REAR ENCLOSURE COVER PANEL TO ACCESS THE STUB-UP AREAS AS FOLLOWS:
 - HIGH VOLTAGE CONNECTION INCLUDING AC LOAD LEAD CONDUIT CONNECTION, NEUTRAL CONNECTION, AND BATTERY CHARGER 120 VOLT AC (0.5 AMP MAX) CONNECTION.
 - LOW VOLTAGE CONNECTION INCLUDING TRANSFER SWITCH CONTROL WIRES
 - ENGINE SERVICE CONNECTIONS
OIL DRAIN: 1/2" NPT
RADIATOR DRAIN : HOSE CLAMPED TO FRAME
 - CENTER OF GRAVITY AND WEIGHT MAY CHANGE DUE TO UNIT OPTIONS.
 - BOTTOM OF GENERATOR SET MUST BE ENCLOSED TO PREVENT PEST INTRUSION AND RECIRCULATION OF DISCHARGE AIR AND/OR IMPROPER COOLING AIR FLOW.
 - REFERENCE OWNERS MANUAL FOR LIFTING WARNINGS.
 - MOUNTING BOLTS OR STUDS TO MOUNTING SURFACE SHALL BE 5/8-11 GRADE 5 (USE STANDARD SAE TORQUE SPECS)
 - MUST ALLOW FREE FLOW OF INTAKE AIR, DISCHARGE AIR AND EXHAUST. SEE SPEC SHEET FOR MINIMUM AIR FLOW AND MAXIMUM RESTRICTION REQUIREMENTS.
 - GENERATOR MUST BE INSTALLED SUCH THAT FRESH COOLING AIR IS AVAILABLE AND THAT DISCHARGE AIR FROM RADIATOR IS NOT RECIRCULATED. RECOMMENDED MINIMUM PERIMETER(3FT) AND VERTICAL OVER EXHAUST (5FT) CLEARANCE FOR SITE LOCATION.
 - GENERATOR MUST BE GROUNDED.

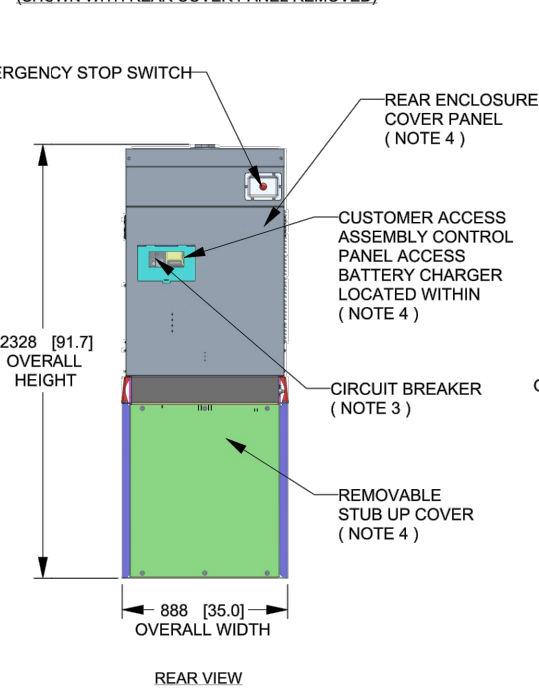
B

B

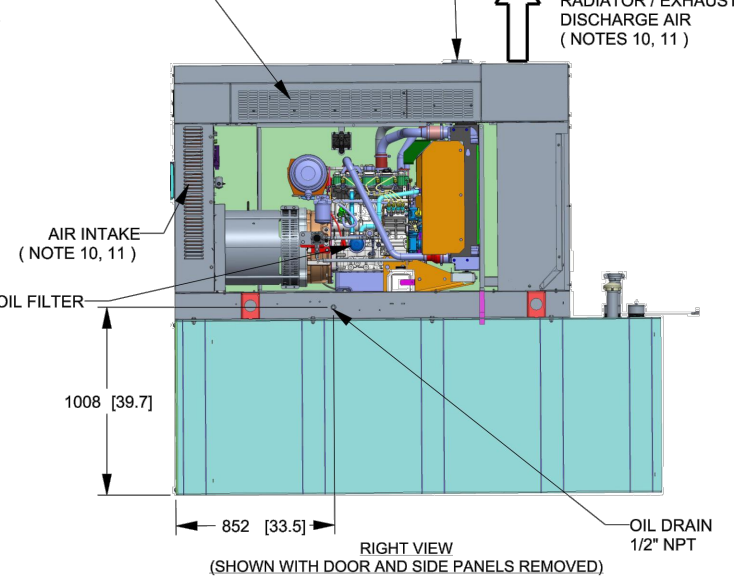
TOP VIEW (SHOWN WITH ENCLOSURE REMOVED)



REAR VIEW (SHOWN WITH REAR COVER PANEL REMOVED)



RIGHT VIEW (SHOWN WITH DOOR AND SIDE PANELS REMOVED)



A

A

DRAWING CREATED FROM PRO/ENGINEER 3D FILE. ECO MODIFICATION TO BE APPLIED TO SOLID MODEL ONLY.

GENERAC

TITLE: **INSTALLATION D2.2L 25KW Y06 PD**

ISSUE DATE: 5/10/18

SIZE	CAGE NO	DWG NO	REV
B	N/A	10000036728	2
SCALE	WT-KG	SHEET	
0.031	SEE ABOVE	1 of 2	

GENERAC POWER SYSTEMS OWNS THE COPYRIGHT OF THIS DRAWING WHICH IS SUPPLIED IN CONFIDENCE AND MUST NOT BE USED FOR ANY PURPOSE OTHER THAN FOR WHICH IT IS SUPPLIED WITHOUT THE EXPRESS WRITTEN CONSENT OF GENERAC POWER SYSTEMS. ©GENERAC POWER SYSTEMS 2013

ELECTRONICALLY APPROVED INSIDE WINDCHILL


INSTALLATION DRAWING

GENERATOR SPECIFICATIONS 1 A-2 N.T.S.

APPLICANT:
T-Mobile
T-MOBILE NORTHEAST LLC
35 GRIFFIN ROAD SOUTH
BLOOMFIELD, CT 06002
860-692-7100

PROJECT MANAGER
NORTHEAST SITE SOLUTIONS
Tandy Wireless Development
420 MAIN STREET, BLDG 4
STURBRIDGE, MA 01566
203-275-6669

CONSULTANT:
FORESITE LLC
Architects . Engineers . Surveyors
462 WALNUT STREET, SUITE 1
NEWTON, MA 02460
617-212-3123



THIS DOCUMENT IS THE DESIGN PROPERTY AND COPYRIGHT OF FORESITE, LLC. AND FOR THE EXCLUSIVE USE BY THE TITLE CLIENT. DUPLICATION OR USE WITHOUT THE EXPRESS WRITTEN CONSENT OF THE CREATOR IS STRICTLY PROHIBITED. DRAWING SCALES ARE INTENDED FOR 11"x17" SIZE PRINTED MEDIA ONLY. ALL OTHER PRINTED SIZES ARE DEEMED "NOT TO SCALE".

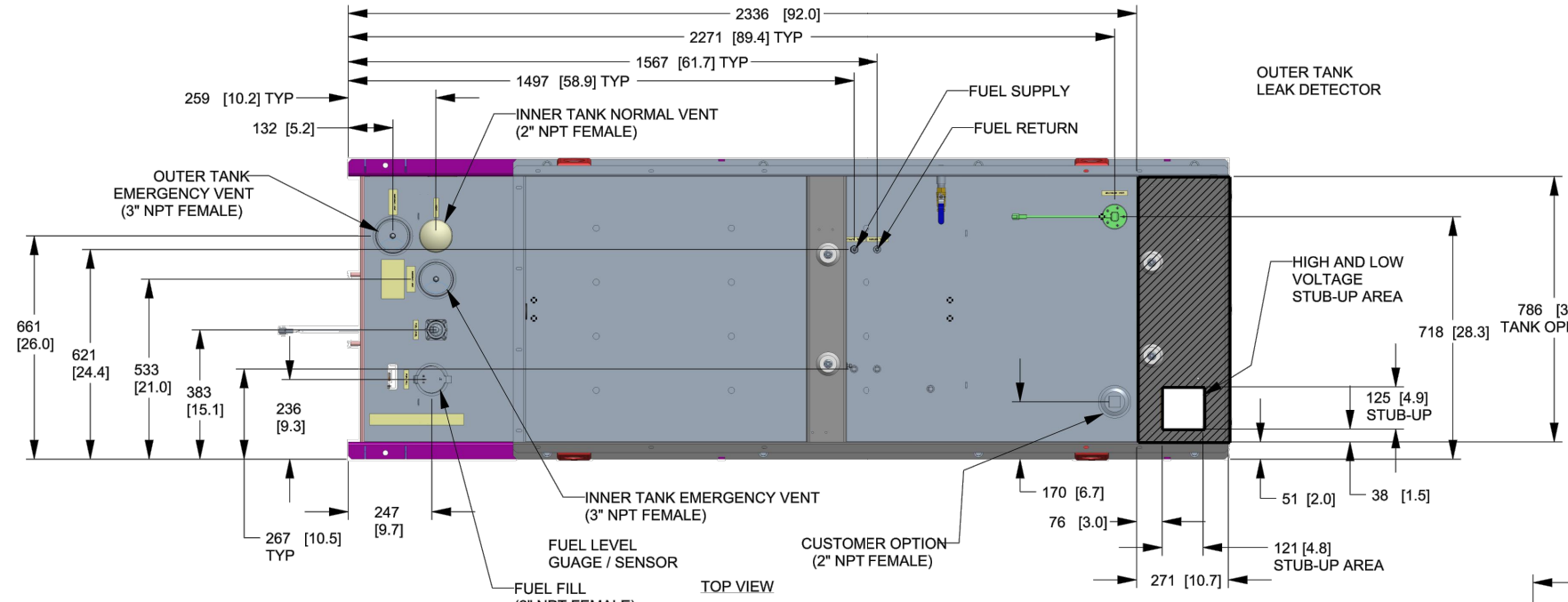
REV	DESCRIPTION	DATE
A	PRELIMINARY	06/23/21

SITE NUMBER: CT11239A
SITE NAME: SOUTHTON/ I-84
SITE ADDRESS: 435 MILL STREET
SOUTHTON, CT 06489

SHEET TITLE:
A-2: GENERATOR SPECIFICATIONS

Copyright © 2020 Foresite LLC all rights reserved. The details, templates, drawing formats or any portion of this document generated by Foresite LLC may not be duplicated, traced or used otherwise for any profit-driven enterprise.

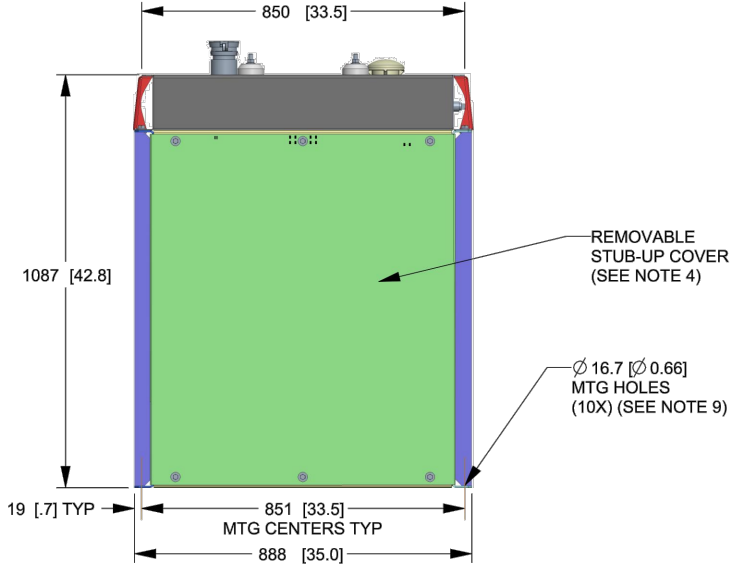
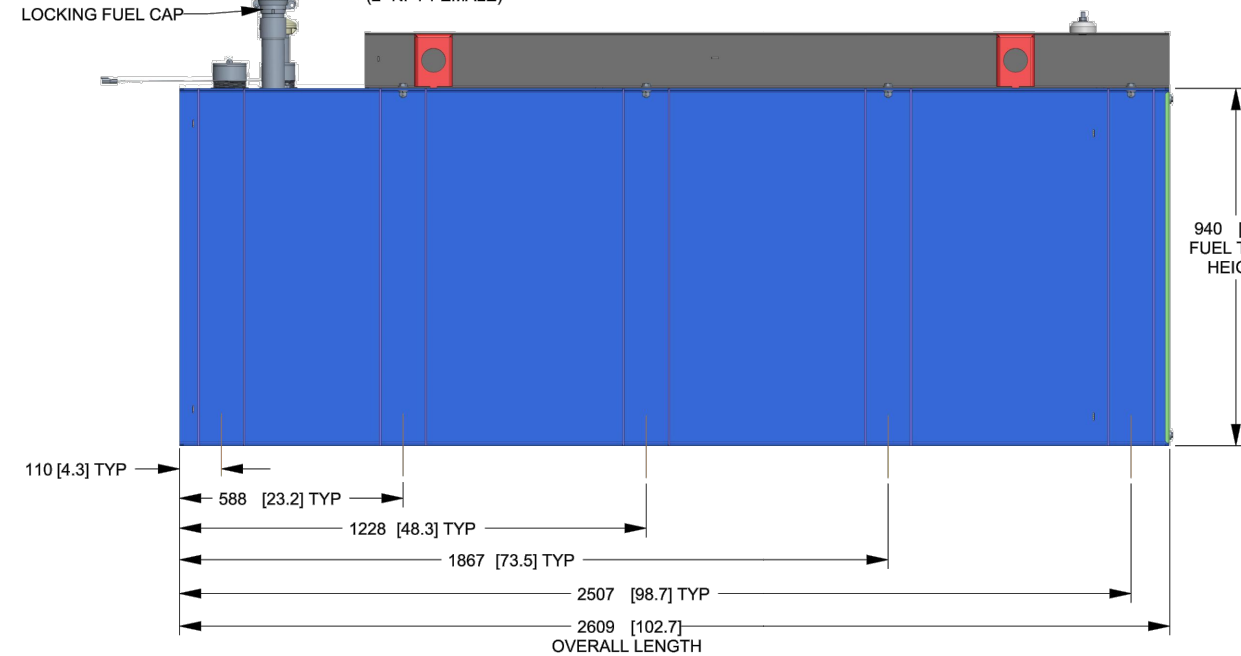
SH 2/2 REV 2 WINDCHILL VERSION 2.12



FUEL TANK	
TOTAL CAPACITY	908.5 (240)
USABLE CAPACITY	866.9 (229)

CAPACITY: LITER (GALLON)
DIMENSIONS: MM (INCH)
TANK IS LISTED TO UL142 AND ULC5601

NOTE:
STUB-UP AREA FOR HIGH AND LOW VOLTAGE CONNECTIONS
CIRCUIT BREAKER, NEUTRAL AND CUSTOMER CONNECTION OPENING.



REAR VIEW

GENERAC

TITLE
INSTALLATION D2.2L
25KW Y06 PD

ISSUE DATE: 5/10/18

SIZE	CAGE NO	DWG NO	REV
B	N/A	10000036728	2
SCALE	WT-KG	SEE ABOVE	SHEET 2 of 2
0.063			

DRAWING CREATED FROM PRO/ENGINEER 3D FILE. ECO MODIFICATION TO BE APPLIED TO SOLID MODEL ONLY.

INSTALLATION DRAWING


GENERAC POWER SYSTEMS OWNS THE COPYRIGHT OF THIS DRAWING WHICH IS SUPPLIED IN CONFIDENCE AND MUST NOT BE USED FOR ANY PURPOSE OTHER THAN FOR WHICH IT IS SUPPLIED WITHOUT THE EXPRESS WRITTEN CONSENT OF GENERAC POWER SYSTEMS. ©GENERAC POWER SYSTEMS 2013

ELECTRONICALLY APPROVED INSIDE WINDCHILL

APPLICANT:
T-Mobile
T-MOBILE NORTHEAST LLC
35 GRIFFIN ROAD SOUTH
BLOOMFIELD, CT 06002
860-692-7100

PROJECT MANAGER
NORTHEAST SITE SOLUTIONS
420 MAIN STREET, BLDG 4
STURBRIDGE, MA 01566
203-275-6669

CONSULTANT:
FORESITE LLC
Architects . Engineers . Surveyors
462 WALNUT STREET, SUITE 1
NEWTON, MA 02460
617-212-3123



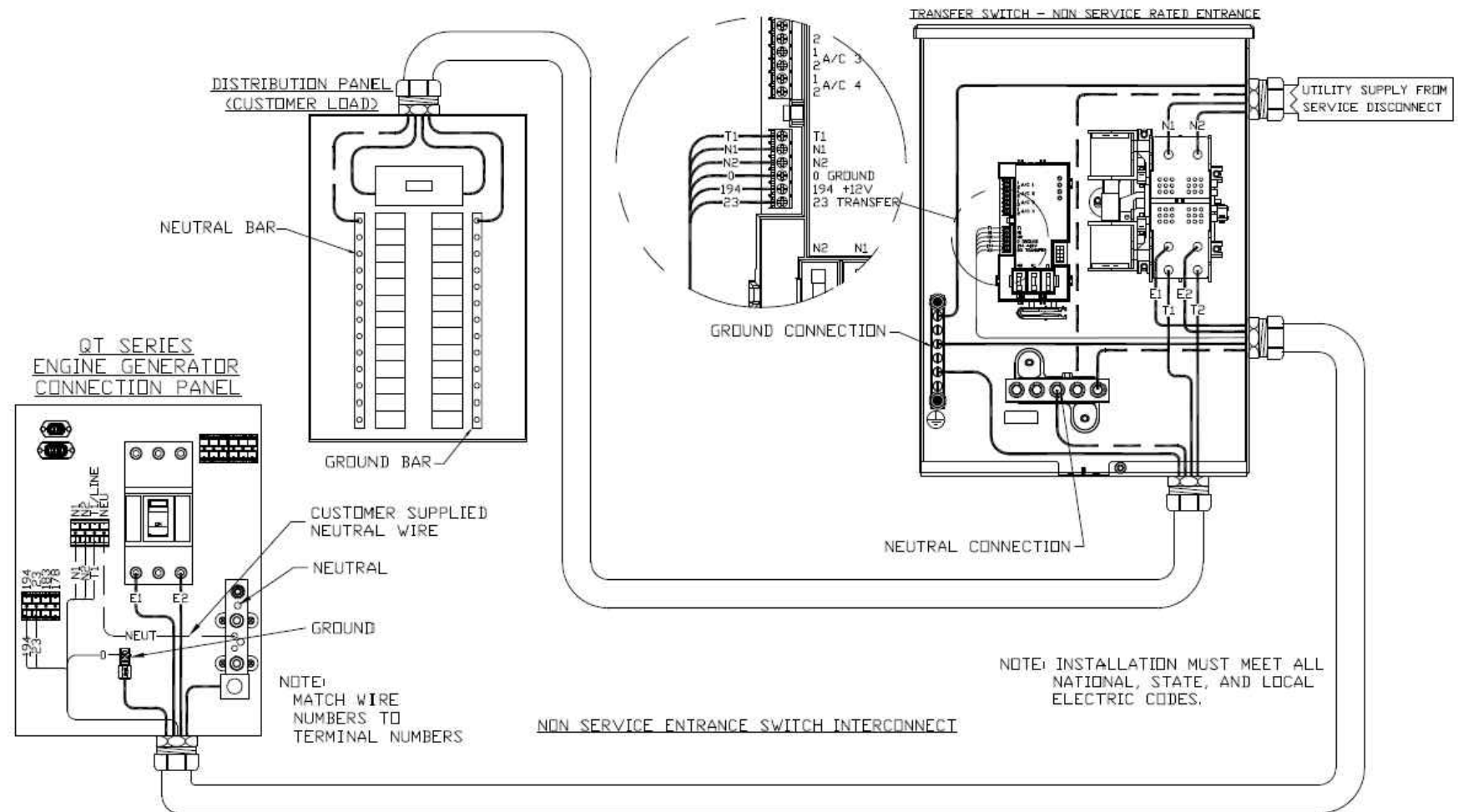
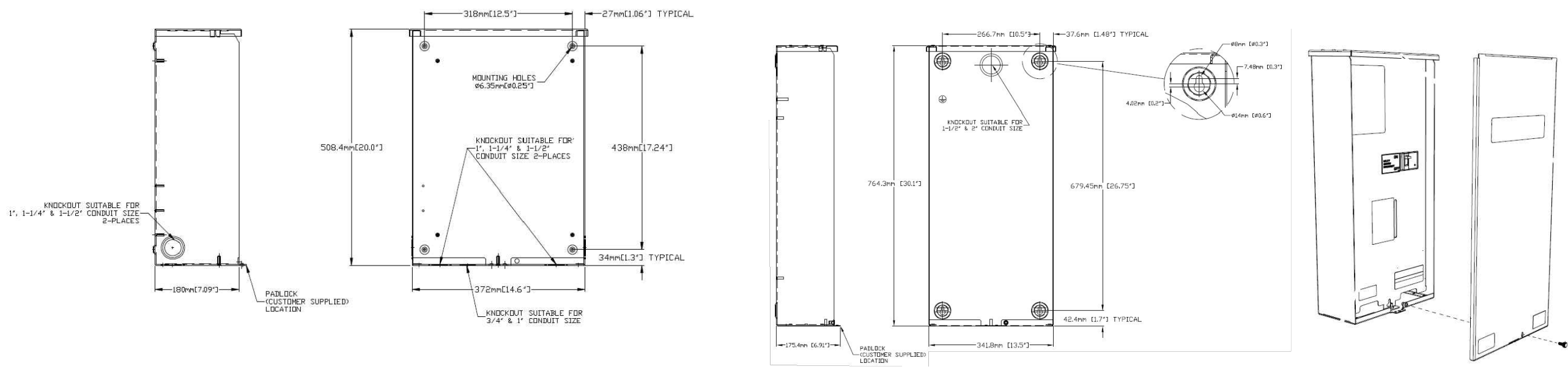
THIS DOCUMENT IS THE DESIGN PROPERTY AND COPYRIGHT OF FORESITE, LLC. AND FOR THE EXCLUSIVE USE BY THE TITLE CLIENT. DUPLICATION OR USE WITHOUT THE EXPRESS WRITTEN CONSENT OF THE CREATOR IS STRICTLY PROHIBITED. DRAWING SCALES ARE INTENDED FOR 11"x17" SIZE PRINTED MEDIA ONLY. ALL OTHER PRINTED SIZES ARE DEEMED "NOT TO SCALE".

REV	DESCRIPTION	DATE
A	PRELIMINARY	06/23/21

SITE NUMBER: CT11239A
SITE NAME: SOUTHTON/ I-84
SITE ADDRESS: 435 MILL STREET
SOUTHTON, CT 06489

SHEET TITLE:
A-3: GENERATOR SPECIFICATIONS

Copyright © 2020 Foresite LLC all rights reserved. The details, templates, drawing formats or any portion of this document generated by Foresite LLC may not be duplicated, traced or used otherwise for any profit-driven enterprise.



AUTOMATIC TRANSFER SWITCH DETAILS
 SCALE: N.T.S. 1
A-4

APPLICANT:
T-Mobile
T-MOBILE NORTHEAST LLC
 35 GRIFFIN ROAD SOUTH
 BLOOMFIELD, CT 06002
 860-692-7100

PROJECT MANAGER

 420 MAIN STREET, BLDG 4
 STURBRIDGE, MA 01566
 203-275-6669

CONSULTANT:
FORESITE LLC
 Architects · Engineers · Surveyors
 462 WALNUT STREET, SUITE 1
 NEWTON, MA 02460
 617-212-3123



THIS DOCUMENT IS THE DESIGN PROPERTY AND COPYRIGHT OF FORESITE, LLC, AND FOR THE EXCLUSIVE USE BY THE TITLE CLIENT. DUPLICATION OR USE WITHOUT THE EXPRESS WRITTEN CONSENT OF THE CREATOR IS STRICTLY PROHIBITED. DRAWING SCALES ARE INTENDED FOR 11"x17" SIZE PRINTED MEDIA ONLY. ALL OTHER PRINTED SIZES ARE DEEMED "NOT TO SCALE".

REV	DESCRIPTION	DATE
A	PRELIMINARY	06/23/21

SITE NUMBER: CT11239A
 SITE NAME: SOUTHTON/I-84
 SITE ADDRESS: 435 MILL STREET
 SOUTHTON, CT 06489

SHEET TITLE:
 A-4: AUTOMATIC TRANSFER SWITCH
 DETAILS

Copyright © 2020 Foresite LLC all rights reserved. The details, templates, drawing formats or any portion of this document generated by Foresite LLC may not be duplicated, traced or used otherwise for any profit-driven enterprise.

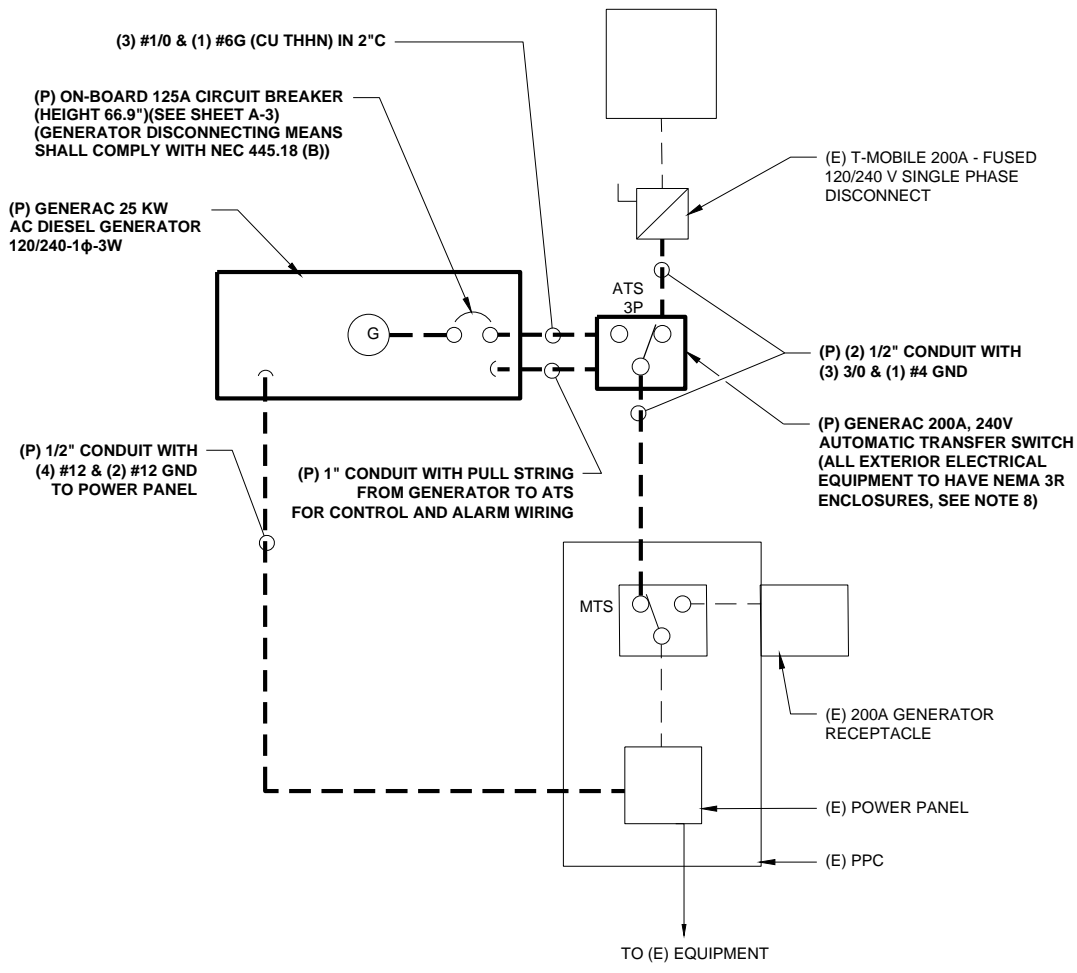
GENERAL ELECTRICAL NOTES

- ALL ELECTRICAL WORK SHALL CONFORM TO THE REQUIREMENTS OF THE NATIONAL ELECTRICAL CODE (NEC) AS WELL AS APPLICABLE STATE AND LOCAL CODES INCLUDING LATEST EDITIONS OF:
 NFPA - NATIONAL FIRE PROTECTION ASSOCIATION
 UL - UNDERWRITERS LABORATORIES
 NEC - 2017 NATIONAL ELECTRICAL CODE NEMA - NATIONAL ELECTRIC MANUFACTURERS ASSOCIATION
 OSHA - OCCUPATIONAL SAFETY AND HEALTH ACT
 IBC - 2015 INTERNATIONAL BUILDING CODE
- ALL ELECTRICAL ITEMS SHALL BE U.L. APPROVED OR LISTED AND PRODUCED PER SPECIFICATION REQUIREMENTS.
- THE ELECTRICAL WORK INCLUDES ALL LABOR AND MATERIAL DESCRIBED BY DRAWINGS AND SPECIFICATION INCLUDING INCIDENTAL WORK TO PROVIDE COMPLETE OPERATING AND APPROVED ELECTRICAL SYSTEM.
- GENERAL CONTRACTOR SHALL PAY FEES FOR PERMITS, AND RESPONSIBLE FOR OBTAINING SAID PERMITS AND COORDINATION OF INSPECTIONS.
- ELECTRICAL AND TELCO WIRING OUTSIDE A BUILDING AND EXPOSED TO WEATHER SHALL BE IN WATER TIGHT GALVANIZED RIGID STEEL CONDUITS OR SCHEDULE 80 PVC (AS PERMITTED BY CODE) AND WHERE REQUIRED IN LIQUID TIGHT FLEXIBLE METAL OR NONMETALLIC CONDUITS.
- RIGID STEEL CONDUITS SHALL BE GROUNDED AT BOTH ENDS.
- ELECTRICAL WIRING SHALL BE COPPER WITH TYPE XHHW, THWN, OR THIN INSULATION.
- ALL EQUIPMENT LOCATED OUTSIDE SHALL HAVE NAME 3R ENCLOSURE.
- GROUNDED SHALL COMPLY WITH NEC ART. 250.
- GROUNDED COAX CABLE SHIELDS MINIMUM AT BOTH ENDS USING MANUFACTURERS COAX CABLE GROUNDED KITS SUPPLIED BY PROJECT OWNER.
- USE #6 COPPER STRANDED WIRE WITH GREEN COLOR INSTALLATION FOR ABOVE GRADE GROUNDED (UNLESS OTHERWISE SPECIFIED) AND #2 SOLID TINNED BARE COPPER WIRE FOR BELOW GRADE GROUNDED AS INDICATED ON THE GROUND.
- ALL GROUND CONNECTION TO BE BURNDY HYGROUND COMPRESSION TYPE CONNECTORS OR CADWELD EXOTHERMIC WELD. DO NOT ALLOW BARE COPPER WIRE TO BE IN CONTACT WITH GALVANIZED STEEL.
- ROUTE GROUNDED CONDUCTORS ALONG THE SHORTEST AND STRAIGHTEST PATH POSSIBLE, EXCEPT AS OTHERWISE INDICATED. GROUNDED LEADS SHOULD NEVER BE BENT AS RIGHT ANGLE. ALWAYS MAKE AT LEAST 12" RADIUS BENDS. #6 WIRE CAN BE BENT AT 6" RADIUS WHEN NECESSARY BOND ANY METER OBJECTS WITHIN 7 FEET OF PROPOSED EQUIPMENT OR CABINET TO MASTER GROUND BAR.
- CONNECTIONS TO MGB SHALL BE ARRANGED IN THREE MAIN GROUPS: SURGE PROCEDURES (COAXIAL CABLE GROUND KITS, TELCO AND POWER PANEL GROUND); (GROUNDING ELECTRODE RING OR BUILDING STEEL); NON-SURGING OBJECTS (EGB GROUND IN RBS UNIT).
- CONNECTIONS TO GROUND BARS SHALL BE MADE WITH TWO HOLE COMPRESSION TYPE COPPER LUGS. APPLY OXIDE INHIBITING COMPOUND TO ALL LOCATIONS.
- APPLY OXIDE INHIBITING COMPOUND TO ALL COMPRESSION TYPE GROUND CONNECTION.
- TEST COMPLETED GROUND SYSTEM AND RECORD RESULTS FOR PROJECT CLOSE-OUT DOCUMENTATION.
- BOND ANY METAL OBJECTS WITHIN 7 FEET OF PROPOSED EQUIPMENT OR CABINET TO MASTER GROUND BAR.
- VERIFY PROPOSED SERVICE UPGRADE WITH LOCAL UTILITY COMPANY PRIOR TO CONSTRUCTION.
- EXISTING UNDERGROUND UTILITY LOCATIONS ARE UNKNOWN. GENERAL CONTRACTOR SHALL HAND-EXCAVATE TO REQUIRED SUB-GRADE DEPTH, SUFFICIENT TEST HOLES OR AS DIRECTED / REQUIRED BY CONSTRUCTION MANAGER. ALL PROPOSED UNDERGROUND UTILITY TRENCHES SHALL BE HAND-EXCAVATE AS REQUIRED. GENERAL CONTRACTOR IS RESPONSIBLE FOR ANY REQUIRED SPECIAL TEMPORARY PROTECTION OF, PHYSICAL DAMAGE TO, OR REPAIR OF EXISTING UNDERGROUND CONDUIT INCLUDING RESTORATION OF SERVICE.
- PROVIDE SLIP JOINS WHERE CONDUITS TRANSITION FROM UNDERGROUND TO ABOVE GROUND.

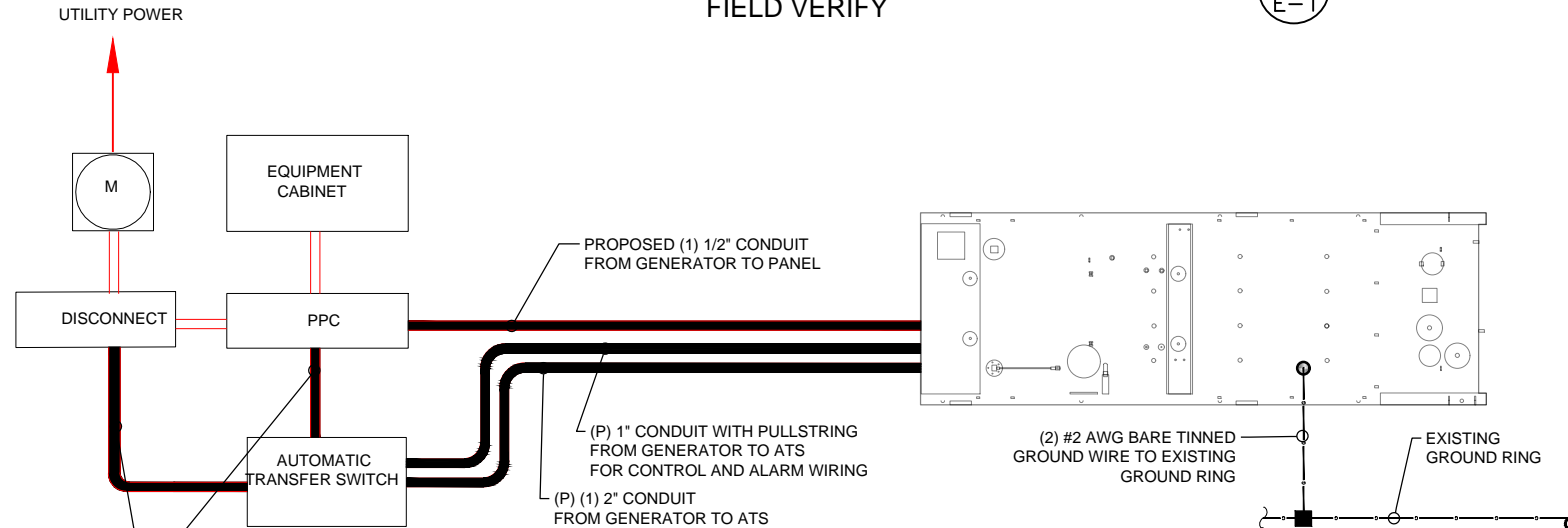
NOTES:
 DIAGRAM AS SHOWN, IS A GENERIC ROUTING SCHEMATIC BASED ON AVAILABLE INFORMATION AND MAY NOT REPRESENT ACTUAL FIELD CONDITIONS. CONTRACTOR SHOULD INSTALL THE GENERATOR, EQUIPMENT AND CONNECTIONS BASED ON VERIFIED ELECTRICAL AUDITS AND PER MANUFACTURER'S INSTALLATION GUIDELINES AS WELL AS ALL APPLICABLE LOCAL AND NATIONAL CODES AND REQUIREMENTS.

GROUNDED NOTES:

- GROUNDED SHALL COMPLY WITH NEC ART. 250 AND MANUFACTURER'S RECOMMENDATIONS. TIE INTO THE EXISTING GROUNDED SYSTEM.
- CONTRACTOR SHALL INSTALL GROUND RODS ON ALL UNDERGROUND GROUNDED RUNS LONGER THAN 10'. GROUND RODS WILL BE INSTALLED ON 20' CENTERS MAXIMUM.
- ALL DOWN CONDUCTORS MUST GO DOWN PER NFPA 780.
- CONTRACTOR SHALL NOTIFY THE CONSTRUCTION MANAGER WHEN THE GROUNDED SYSTEM IS COMPLETE. THE CONSTRUCTION MANAGER SHALL INSPECT THE GROUNDED SYSTEM PRIOR TO BACKFILLING.
- CONTRACTOR MY USE EXISTING CONDUITS AND CONDUCTORS PROVIDED THEY ARE IN GOOD CONDITION AND ARE SUFFICIENTLY RATED.



TYP. ONE LINE DIAGRAM
 FIELD VERIFY



ELECTRICAL ROUTING DIAGRAM
 SCALE: N.T.S

APPLICANT:
T-Mobile
T-MOBILE NORTHEAST LLC
 35 GRIFFIN ROAD SOUTH
 BLOOMFIELD, CT 06002
 860-692-7100

PROJECT MANAGER

 420 MAIN STREET, BLDG 4
 STURBRIDGE, MA 01566
 203-275-6669

CONSULTANT:
FORESITE LLC
 Architects · Engineers · Surveyors
 462 WALNUT STREET, SUITE 1
 NEWTON, MA 02460
 617-212-3123

THIS DOCUMENT IS THE DESIGN PROPERTY AND COPYRIGHT OF FORESITE, LLC. AND FOR THE EXCLUSIVE USE BY THE TITLE CLIENT. DUPLICATION OR USE WITHOUT THE EXPRESS WRITTEN CONSENT OF THE CREATOR IS STRICTLY PROHIBITED. DRAWING SCALES ARE INTENDED FOR 11"x17" SIZE PRINTED MEDIA ONLY. ALL OTHER PRINTED SIZES ARE DEEMED "NOT TO SCALE".

REV	DESCRIPTION	DATE
A	PRELIMINARY	06/23/21


SITE NUMBER: CT11239A
 SITE NAME: SOUTHTON/ I-84
 SITE ADDRESS: 435 MILL STREET
 SOUTHTON, CT 06489

SHEET TITLE:
 E-1: ELECTRICAL DETAILS

Exhibit D

Generac RD025 Design Document

Diesel, AC, 25kW External Fill Tank Model#7192-0 SKU#33651



The following are responsible for this project document:

Kevin Smith

SR. Engineer (770) 256-3594

Project Design Spec Revision	1.0	Last Date:08/23/2018	5/14/2018
Final doc URL (~Dnnnnn):			
Location	Use the InfoRouter Search (Advanced) putting the Document ID (nnnnnn without the D) to find the location of the master document.		
Template URL:	http://docs.eng.t-mobile.com/InfoRouter/docs/~D423750 Slightly updated 1/2011		

Table of Contents

1	Introduction / Project Summary	3
1.1	Purpose of Project	3
1.2	Feature Description	3
1.3	Dimensions	3
2	Fuel Tanks.....	4
3	RXSC200A3 ATS/ Controller	4
3.1	Hardware	4
4	Architecture/Alarms.....	7
4.1	Interfaces and Alarming	7
5	Regulatory Requirements	9
6	Configuration/Diagrams	9
7	Maintenance.....	14

1 Introduction / Project Summary

1.1 Purpose of Project

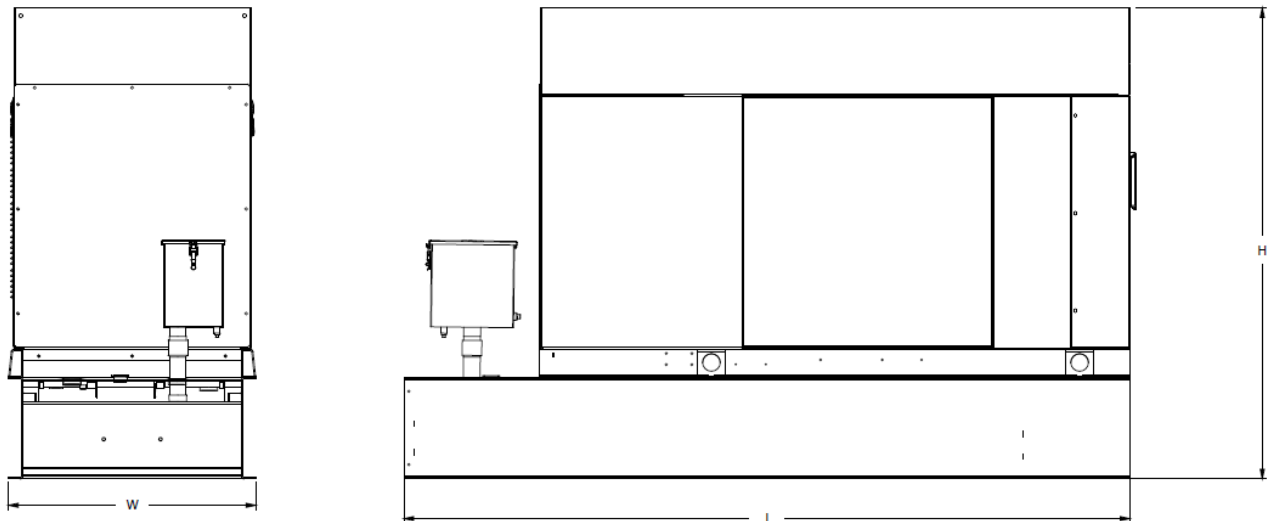
T-Mobile’s nationwide cell site hardening plan is providing a refuellable backup power system capable of powering a site for a minimum of 48 hours before refueling is required. The purpose of this project is to give T-Mobile customers reliable service during power outages and provide a sufficient layer of coverage. This design document is for Generac’s RD025 model#7192-0, which is a Diesel AC generator with a capacity of 25kW.

1.2 Feature Description

The Generac RD025 is a 25kW AC, diesel generator is one of the generators selected as part of the T-Mobile RFP in support of the nationwide cell site hardening plan. The RD025 has a Level 2 acoustic enclosure, 3 phase sensing, and +/-0.25% digital voltage regulation. It is equipped with RS232, RS485 and canbus remote ports and Evolution control panel. It is also equipped with a automatic transfer switch, the RXSC200A3 (Automatic Transfer Switch) Controls the process of transferring commercial AC power and generator power. The RXSC200A3 is a 200Amp, switch that is programmed to perform engine test runs and also has adjustable engine run time capabilities. For RXSC200A3 Owners Manual and full feature descriptions [LINK](#).

1.3 Dimensions

The dimensions of a level 2 Acoustic Enclosure L x W x H in inches 103.4 x 35 x 91.7. T-Mobile requires a 36-inch radius around the generator that will cover the 18” door swing on the generator.

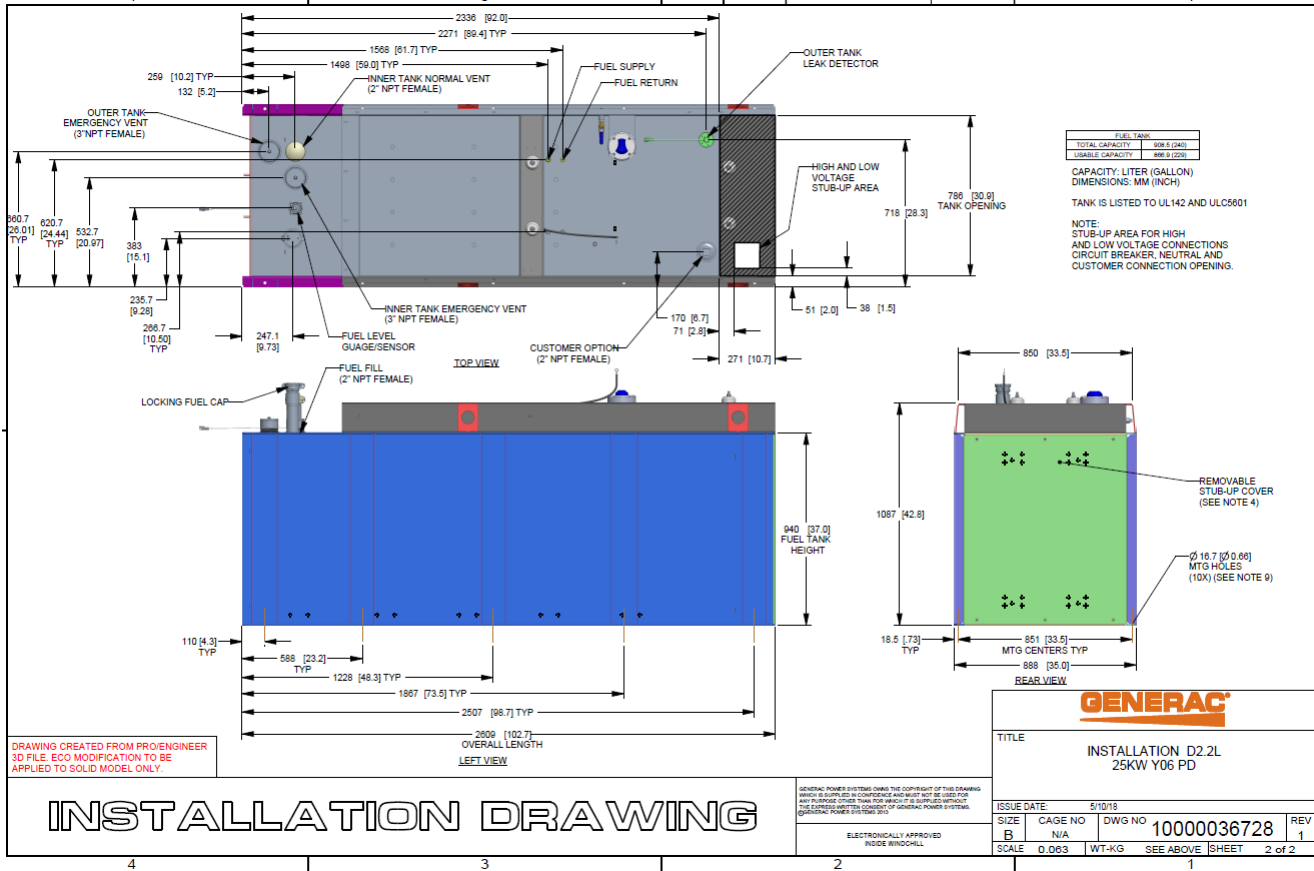


Weights and Dimensions

Unit Weight - lbs	Unit Weight with Skid - lbs	Dimensions (L x W x H) - in
2,123	2,161	103.4 x 35.0 x 73.8

2 Fuel Tanks

The RD025 has a 102.7" 240 Gallon Double-Wall UL142 Base tank to provide 98 hours of backup power at full load deployed on site. Below is the Install drawing for the 240-gallon tank for the RD025kW.



3 RXSC200A3 ATS/ Controller

3.1 Hardware

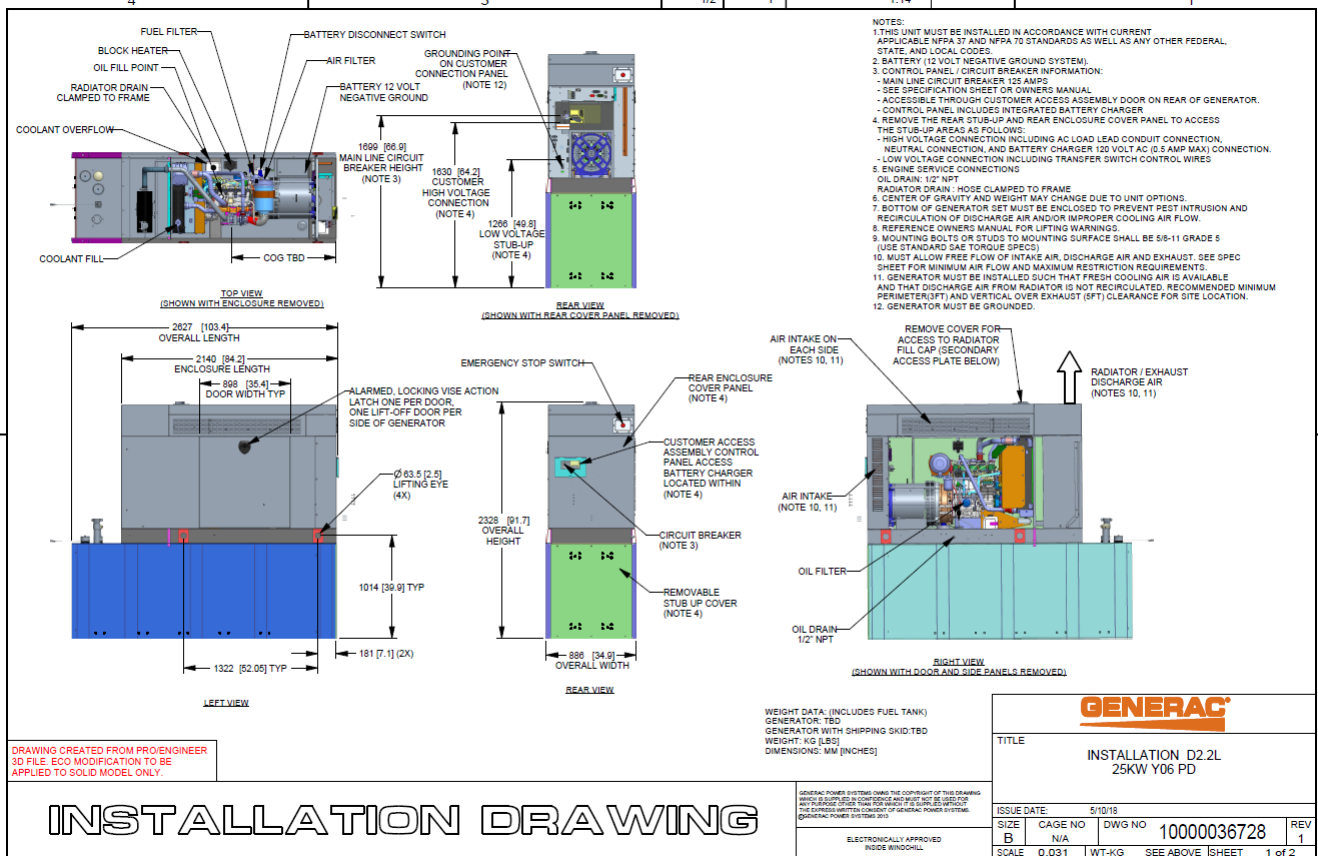
The RD025 will come with a RXSC200A3 and an Evollution controller. The sites considered for the RD025 should not have a DC power consumption above 20kW

RXSC200A3 [Link](#)

RXSC200A3 install drawing [Link](#)

Evolution controller spec sheet [Link](#)

RD025 installation drawings and supporting documentation [Link](#)

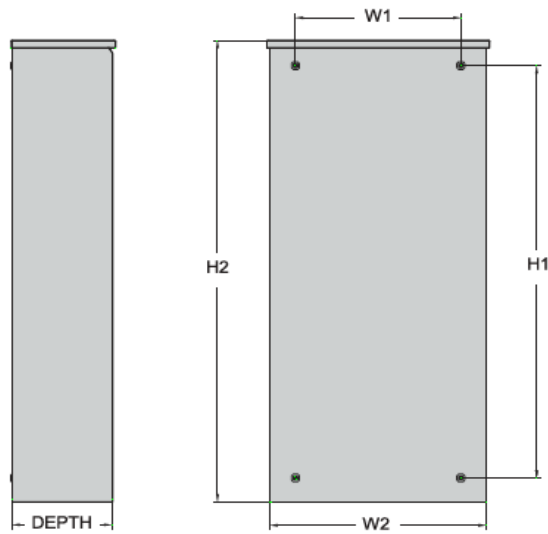


3.2 RXSC200A3 Automatic Transfer Switch

The RXSC200A3 (Automatic Transfer Switch) is equipped with the following functions. Utility voltage drop-out <65%. Timer to Generator start: 10 second factory set, adjustable between 2-1500 seconds. Engine Warm up delay: 5 seconds. Standby Voltage Sensor: 65% for 5 seconds. Utility Voltage Pickup >80%. Re-Transfer Time Delay: 15 seconds. Engine Cool-Down Timer: 60 seconds. Exerciser: 5 or 12 minute adjustable weekly/by-weekly/monthly. The transfer switch can also be operated manually without power applied

RXSC200A3 Dimensions

Model		RXSC200A3
Height (in./mm)	H1	17.24/437.9
	H2	20/508
Width (in./mm)	W1	12.5/317.5
	W2	14.6/370.8
Depth (in./mm)		7.09/180.1
Weight (lbs./kilos)		20/9.07



4 Architecture/Alarms

4.1 Interfaces and Alarming

The generator will be monitored by external alarms, conduit and cat five cables have to be installed from the Evolution Controllers Low Voltage Box located in the Generac generator to the appropriate cell site equipment. Nokia FSEB or FSEE and in Ericsson the SAU.

At a Nokia site, this connection is at the FSEB or an FSEE module. For the wiring diagram and instructions for the FSEB click the [Link](#). (The FSEE is the Nokia module that will be replacing the FSEB. For details on the FSEE contact: HQNokiaCellsiteDesigns@T-Mobile.com)

Ericsson sites will connect to the SAU module via OVP Expansion Kit for 8 External Alarms. Product number: UTOVP-ALM8EXP. For the wiring diagram and instructions for this click the [link](#).

The RXSC200A3 has auxiliary contacts that will facilitate the *ATS in Emergency position* alarm and will be a Normally Closed contact. Below is the wiring schematic for this contact and it can be found in the RXSC200A3 owners manual.

Auxiliary Contact

See [Figure 3-4](#). If desired, there is one normally-closed Auxiliary Contact (A) on the transfer switch to operate customer accessories, remote advisory lights, or remote annunciator devices. A suitable power source must be connected to the common terminal. If needed, an extra auxiliary contact can be added.

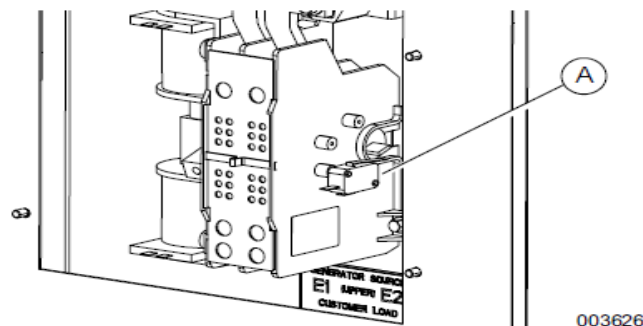


Figure 3-4. Auxiliary Contact

The auxiliary contact is normally closed when the transfer switch is in utility mode. The contacts will open when the transfer switch is in the standby power mode.

NOTE: Auxiliary Contact is rated 10 amps at 125 or 250 volts AC, and 0.6 amps at 125 volts DC.

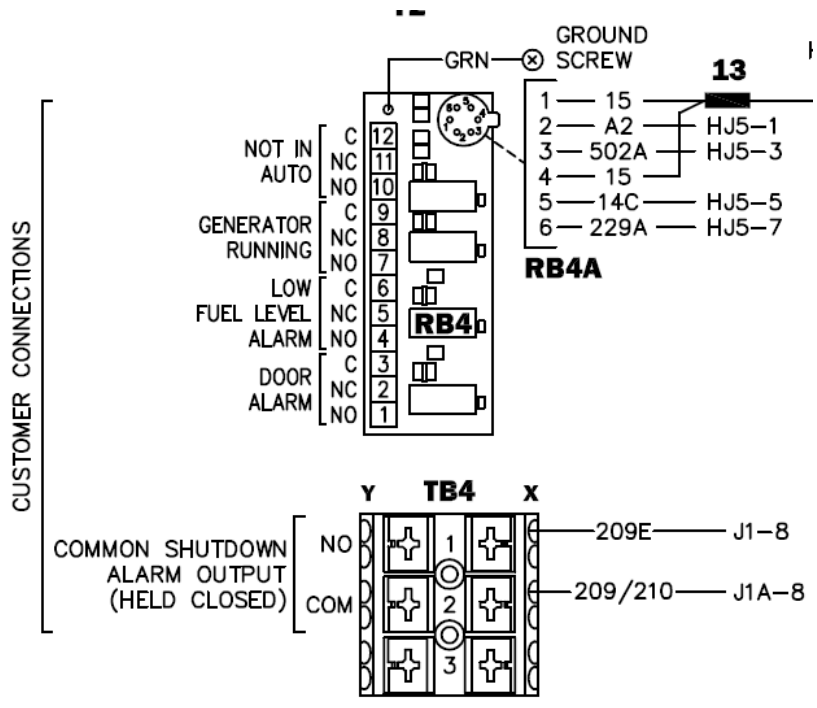
CAUTION

Equipment damage. Exceeding rated voltage and current will damage the auxiliary contacts. Verify that voltage and current are within specification before energizing this equipment.

(000134a)

T-Mobile has four relays available from the Generac controller that are user-defined. T-Mobile can have four-alarm categories and a limitless number of subcategories. T-Mobile will utilize Normally Closed (NC) dry contacts for alarms in Low Voltage Connection box in the spare outputs section. Ericsson cabinets need to be equipped with the alarm expansion kit (UTOVP-ALM8EXP) to handle external alarms.

Customer Connections Inside the RD025



Ericsson UTOVP- ALM8EXP



UTOVP-ALM8EXP Product no	OVP Expansion Kit for 8 External Alarms Denomination	Qty
UTOVP-ALM8EXP	OVP Expansion Kit for 8 External Alarms	1
NFD30234/08	OVERVOLTAGE ARRESTER/OVP-ALM 8	1
RPM777143/01200	CABLE WITH CONNECTOR/SIGNAL CABLE	2

Evolution Controller Customer Connections	Nokia FSEB Alarm Connections 13-24	T-Mobile Standard Alarms
NC#8-Gen Running	NC 4110 grd 4111 pin 13	Generator Running
NC#11-Not In Auto	NC 4110 grd 4111 pin 14	Generator Alarm Critical
NC#2-Door Alarm	NC 4110 grd 4111 pin 15	Generator Alarm NSI
NC#5-Low Fuel	NC 4110 grd 4111 pin 16	Low Fuel
RXSC200A3-Auxiliary Contacts	NC 4110 grd 4111 pin 17	ATS in Emergency Position

Evolution Controller Customer Connections	Ericsson Alarm 8expConnections	T-Mobile Standard Alarms
NC#8- Gen. Running	NC - A5	Generator Running
NC#11-Not In Auto	NC - A6	Generator Alarm Critical
NC#2-Door Alarm	NC - A7	Generator Alarm NSI
NC#5-Low Fuel	NC - A8	Low Fuel
RXSC200A3-Auxiliary Contacts	NC - A9	ATS in Emergency Position

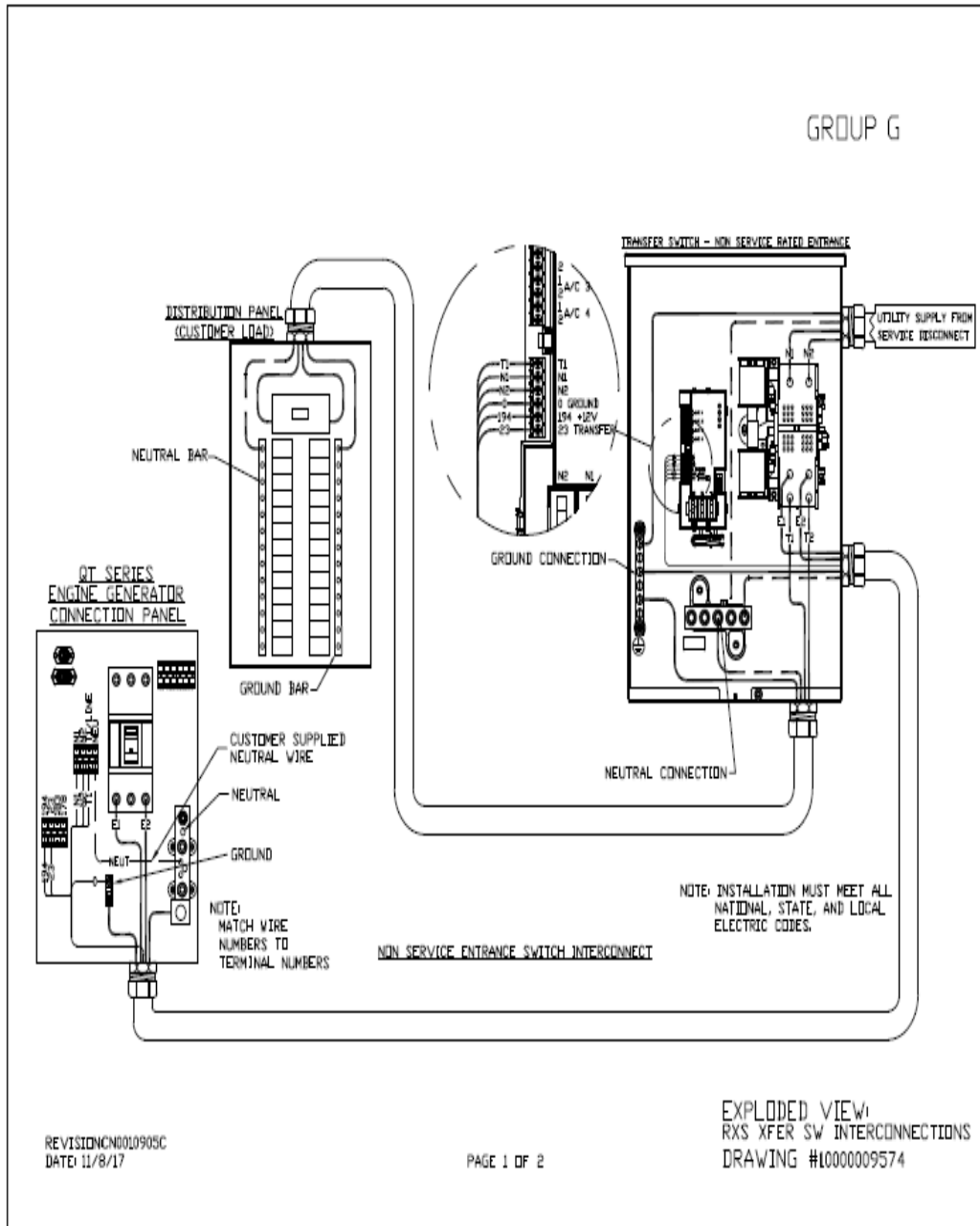
5 Regulatory Requirements

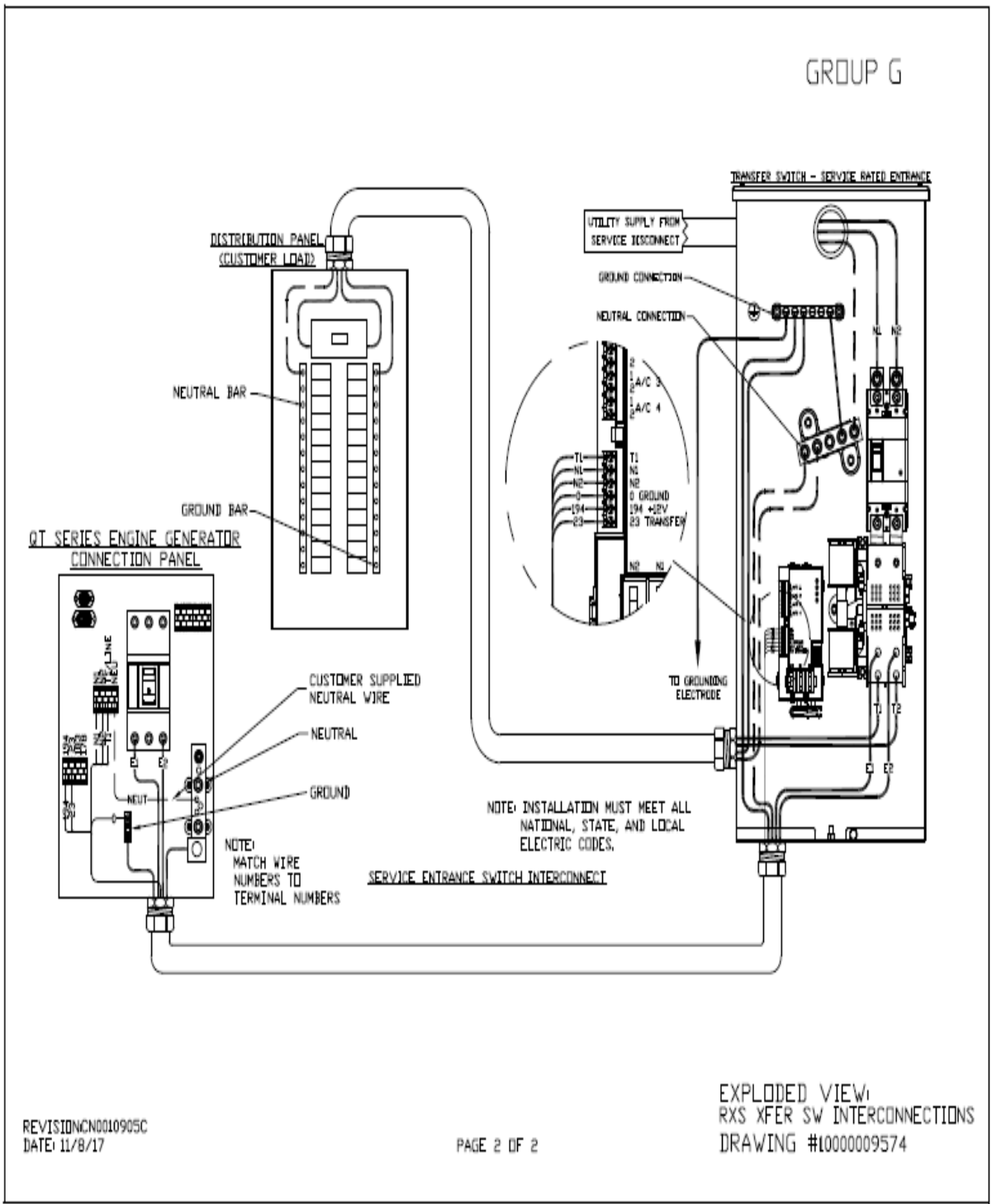
Level 2 Acoustic Enclosure provides a noise level of 67.5dBA. It is EPA certified and meets NFPA 99 and 110 requirements(NFPA National Fire Protection Association). The RD025 generator engines is a tier 4 engine and meets the EPA final standards.

6 Configuration/Diagrams

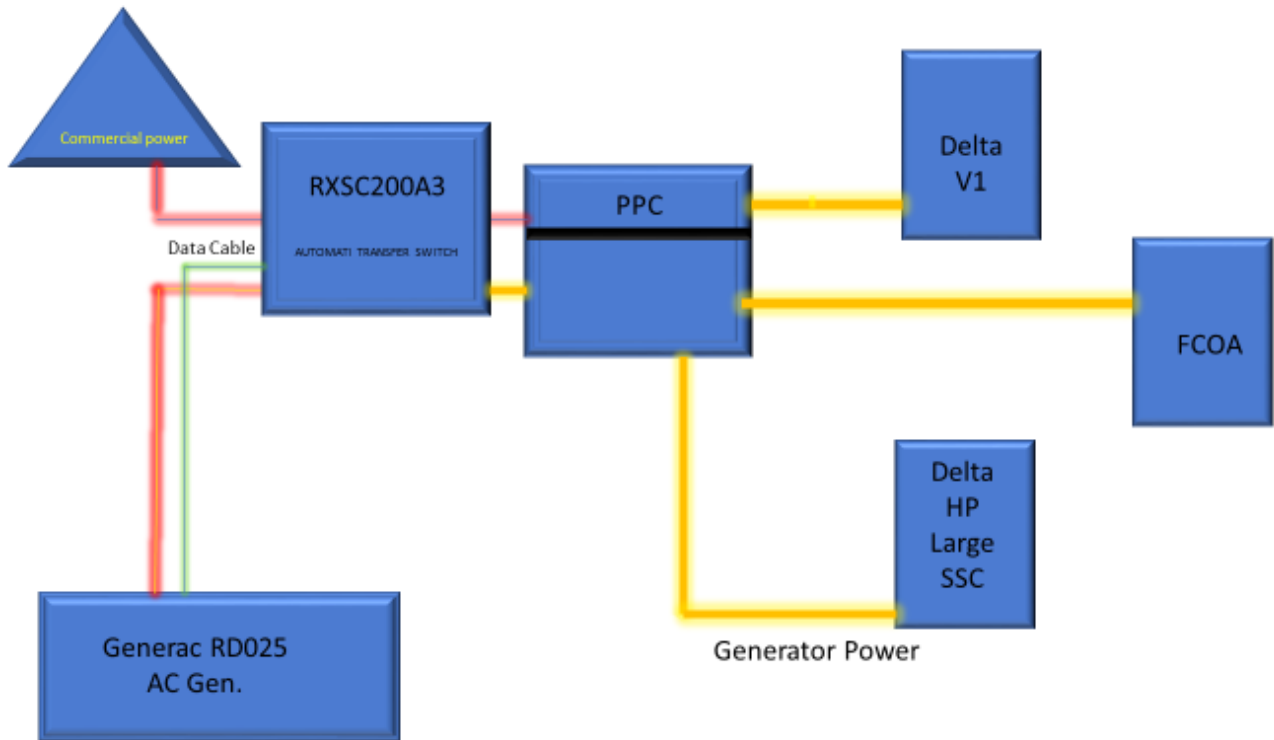
The physical configuration of the Generator and the RXSC200A3 is, ATS before the PPC to ensure overcurrent protection when commercial power is restored. The RD025 and the RXSC200A3 has to be wired to Commercial AC power.

Commercial Power Connection Points
On The RXSC200A3





Compound Diagram:



7 Maintenance

T-Mobile is recommending preventive maintenance to be performed every 250 hours of run-time or every 12 months, whichever comes first.


T-Mobile requires this minimum service checklist for the generator engine:

- Check engine mounts and support. Tighten fasteners.
- Check all the engine hoses and clamps for proper fit, and any signs of cracking and fatigue from wear.
- Inspect all belts for signs of cracking and fatigue from wear and adjust for proper tension.
- Inspect the exhaust system for leaks, burns and wet stacking. Drain exhaust line and tighten any clamps and flange bolts.
- Inspect silencer and plumbing for leaks, cracks or any other signs of wear.
- Inspect the system for fuel, oil and coolant leaks and signs of corrosion.
- Replace water separator.
- Replace water filter/ conditioner.
- Check Anti-Freeze (Spector-Analysis).
- Check coolant level and add, if needed.
- Inspect radiator mounting for signs or wear and cracking.
- Inspect/ clean air filter and change per manufacturer specifications.
- Inspect air intakes and outlets and tighten clamps and brackets, if applicable.
- Replace fuel filter.
- Inspect the carburetor fuel injection system, fuel injection pump and choke, if equipped. Adjust to manufacturers specifications.
- Change engine oil, oil filter and record the date on the filter casing.
- Check engine heater operation, if equipped.
- Check and adjust the battery charger operations, and charge rate within the manufacturer's recommended operating specifications.

- Inspect the battery housing, hardware connections, and cables for corrosion and wear.
- Check the battery electrolyte levels and specific gravity levels.
- Load test generator battery.
- Check, adjust and record generator output voltage, as necessary.
- Check and record the alternator charge rate.
- During inspection run the generator for 30 minutes under load. During this time, and after the engine is at full operational speed and has reached engine operating temperature; determine and record the condition of all inspection points: oil pressure, water/ coolant temperature, Fuel pressure, generator gauge, indicator operations, generator battery.
- Check the engine timing and adjust to manufacturers specifications, if necessary.
- Inspect, adjust and record governor and frequency, if necessary.
- Verify that the low fuel alarm is operational and configured correctly to trigger when the fuel tank reaches 50% of fuel tank capacity.

Check fuel level and refuel the generator during the preventive/ corrective maintenance visit.

Exhibit E



**UNITED STATES
POSTAL SERVICE®**

Click-N-Ship®

P

usps.com 9405 5036 9930 0450 4752 28 0079 5000 0010 6051
US POSTAGE
 Flat Rate Envoy

U.S. POSTAGE PAID
click-n-ship®

07/23/2021 Mailed from 01566

PRIORITY MAIL 2-DAY™


Expected Delivery Date: 07/26/21
 Ref#: 239A-NHP
0006

DEBORAH CHASE
 NORTHEAST SITE SOLUTIONS, LLC
 420 MAIN ST
 STE 1
 STURBRIDGE MA 01566-1359

C006

SHIP TO: LISA A MATTHEWS
 CT SITING COUNCIL
 10 FRANKLIN SQ
 NEW BRITAIN CT 06051-2655

USPS TRACKING #



9405 5036 9930 0450 4752 28

Electronic Rate Approved #038555749



Cut on dotted line.

Instructions

1. Each Click-N-Ship® label is unique. Labels are to be used as printed and used only once. DO NOT PHOTO COPY OR ALTER LABEL.
2. Place your label so it does not wrap around the edge of the package.
3. Adhere your label to the package. A self-adhesive label is recommended. If tape or glue is used, DO NOT TAPE OVER BARCODE. Be sure all edges are secure.
4. To mail your package with PC Postage®, you may schedule a Package Pickup online, hand to your letter carrier, take to a Post Office™, or drop in a USPS collection box.
5. Mail your package on the "Ship Date" you selected when creating this label.

Click-N-Ship® Label Record

USPS TRACKING # :
9405 5036 9930 0450 4752 28

Trans. #: 538865676	Priority Mail® Postage: \$7.95
Print Date: 07/20/2021	Total: \$7.95
Ship Date: 07/23/2021	
Expected Delivery Date: 07/26/2021	

From: DEBORAH CHASE Ref#: 239A-NHP
 NORTHEAST SITE SOLUTIONS, LLC
 420 MAIN ST
 STE 1
 STURBRIDGE MA 01566-1359


To: LISA A MATTHEWS
 CT SITING COUNCIL
 10 FRANKLIN SQ
 NEW BRITAIN CT 06051-2655

* Retail Pricing Priority Mail rates apply. There is no fee for USPS Tracking® service on Priority Mail service with use of this electronic rate shipping label. Refunds for unused postage paid labels can be requested online 30 days from the print date.



Thank you for shipping with the United States Postal Service!
 Check the status of your shipment on the USPS Tracking® page at usps.com

Exhibit F



USPS TRACKING #

9405 5036 9930 0450 4752 35

Electronic Rate Approved #038555749

SHIP TO: MARK J SCIOTA
SOUTHINGTON TOWN MANAGER
75 MAIN ST
SOUTHINGTON CT 06489-2504

DEB CHASE
NORTHEAST SITE SOLUTIONS
420 MAIN ST
STE 1
STURBRIDGE MA 01566-1359

Expected Delivery Date: 07/24/21
Ref#: 239A-NHP
0006

C019

P

07/21/2021

UNITED STATES POSTAL SERVICE®

Click-N-Ship®

usps.com 9405 5036 9930 0450 4752 35 0079 5000 0010 6489

US POSTAGE
Flat Rate Env

U.S. POSTAGE PAID
click-n-ship®

Mailed from 01566

PRIORITY MAIL 2-DAY™



Cut on dotted line.

Instructions

1. Each Click-N-Ship® label is unique. Labels are to be used as printed and used only once. DO NOT PHOTO COPY OR ALTER LABEL.
2. Place your label so it does not wrap around the edge of the package.
3. Adhere your label to the package. A self-adhesive label is recommended. If tape or glue is used, DO NOT TAPE OVER BARCODE. Be sure all edges are secure.
4. To mail your package with PC Postage®, you may schedule a Package Pickup online, hand to your letter carrier, take to a Post Office™, or drop in a USPS collection box.
5. Mail your package on the "Ship Date" you selected when creating this label.

Click-N-Ship® Label Record

USPS TRACKING # :
9405 5036 9930 0450 4752 35

Trans. #: 538865676	Priority Mail® Postage: \$7.95
Print Date: 07/20/2021	Total: \$7.95
Ship Date: 07/21/2021	
Expected Delivery Date: 07/24/2021	

From: DEB CHASE
NORTHEAST SITE SOLUTIONS
420 MAIN ST
STE 1
STURBRIDGE MA 01566-1359

Ref#: 239A-NHP

To: MARK J SCIOTA
SOUTHINGTON TOWN MANAGER
75 MAIN ST
SOUTHINGTON CT 06489-2504

* Retail Pricing Priority Mail rates apply. There is no fee for USPS Tracking® service on Priority Mail service with use of this electronic rate shipping label. Refunds for unused postage paid labels can be requested online 30 days from the print date.



Thank you for shipping with the United States Postal Service!
Check the status of your shipment on the USPS Tracking® page at usps.com

Tracking Number: 9405503699300450475235

Remove

Your item was delivered to the front desk, reception area, or mail room at 9:14 am on July 23, 2021 in SOUTHLINGTON, CT 06489.

USPS Tracking Plus™ Available ✓

Status

 **Delivered, Front Desk/Reception/Mail Room**

July 23, 2021 at 9:14 am
SOUTHLINGTON, CT 06489

Get Updates ✓

Delivered

Text & Email Updates



Tracking History




USPS Tracking Plus™



Product Information



See Less ^



USPS TRACKING #

9405 5036 9930 0450 4752 42

Electronic Rate Approved #038555749

SHIP TO: MATTHEW A REIMONDO
SOUTHINGTON ZONING ENFORCEMENT OFFICER
196 N MAIN ST
200
SOUTHINGTON CT 06489-2514

P

usps.com 9405 5036 9930 0450 4752 42 0079 5000 0010 6489
US POSTAGE
 Flat Rate Envoy

07/21/2021 Mailed from 01566


U.S. POSTAGE PAID
click-n-ship®

PRIORITY MAIL 2-DAY™

DEB CHASE
 NORTHEAST SITE SOLUTIONS
 420 MAIN ST
 STE 1
 STURBRIDGE MA 01566-1359

Expected Delivery Date: 07/24/21
 Ref#: 239A-NHP
0006

C020



Click-N-Ship®



Cut on dotted line.

Instructions

1. Each Click-N-Ship® label is unique. Labels are to be used as printed and used only once. DO NOT PHOTO COPY OR ALTER LABEL.
2. Place your label so it does not wrap around the edge of the package.
3. Adhere your label to the package. A self-adhesive label is recommended. If tape or glue is used, DO NOT TAPE OVER BARCODE. Be sure all edges are secure.
4. To mail your package with PC Postage®, you may schedule a Package Pickup online, hand to your letter carrier, take to a Post Office™, or drop in a USPS collection box.
5. Mail your package on the "Ship Date" you selected when creating this label.

Click-N-Ship® Label Record

USPS TRACKING # :
9405 5036 9930 0450 4752 42

Trans. #: 538865676	Priority Mail® Postage: \$7.95
Print Date: 07/20/2021	Total: \$7.95
Ship Date: 07/21/2021	
Expected Delivery Date: 07/24/2021	

From: DEB CHASE
 NORTHEAST SITE SOLUTIONS
 420 MAIN ST
 STE 1
 STURBRIDGE MA 01566-1359

Ref#: 239A-NHP

To: MATTHEW A REIMONDO
 SOUTHINGTON ZONING ENFORCEMENT OFFICER
 196 N MAIN ST
 # 200
 SOUTHINGTON CT 06489-2514

* Retail Pricing Priority Mail rates apply. There is no fee for USPS Tracking® service on Priority Mail service with use of this electronic rate shipping label. Refunds for unused postage paid labels can be requested online 30 days from the print date.



Thank you for shipping with the United States Postal Service!
 Check the status of your shipment on the USPS Tracking® page at usps.com

Tracking Number: 9405503699300450475242

Rem

Your item was delivered at the front door or porch at 3:54 pm on July 23, 2021 in SOUTHINGTON, CT 06489.

USPS Tracking Plus™ Available 

Status

 **Delivered, Front Door/Porch**

July 23, 2021 at 3:54 pm
SOUTHINGTON, CT 06489

Get Updates 

Delivered

Text & Email Updates



Tracking History




USPS Tracking Plus™



Product Information



See Less 



**UNITED STATES
POSTAL SERVICE®**

Click-N-Ship®

P

usps.com
US POSTAGE
 Flat Rate Env
U.S. POSTAGE PAID
click-n-ship®

07/21/2021

Mailed from 01566

PRIORITY MAIL 2-DAY™


Expected Delivery Date: 07/24/21
 Ref#: 239A-NHP
0006

DEB CHASE
 NORTHEAST SITE SOLUTIONS
 420 MAIN ST
 STE 1
 STURBRIDGE MA 01566-1359

C019

SHIP TO:
 VICTORIA TRIANO
 75 MAIN ST
 SOUTHINGTON CT 06489-2504

USPS TRACKING #



9405 5036 9930 0450 4752 59

Electronic Rate Approved #038555749



Cut on dotted line.

Instructions

1. Each Click-N-Ship® label is unique. Labels are to be used as printed and used only once. DO NOT PHOTO COPY OR ALTER LABEL.
2. Place your label so it does not wrap around the edge of the package.
3. Adhere your label to the package. A self-adhesive label is recommended. If tape or glue is used, DO NOT TAPE OVER BARCODE. Be sure all edges are secure.
4. To mail your package with PC Postage®, you may schedule a Package Pickup online, hand to your letter carrier, take to a Post Office™, or drop in a USPS collection box.
5. Mail your package on the "Ship Date" you selected when creating this label.

Click-N-Ship® Label Record

USPS TRACKING # :
9405 5036 9930 0450 4752 59

Trans. #: 538865676	Priority Mail® Postage: \$7.95
Print Date: 07/20/2021	Total: \$7.95
Ship Date: 07/21/2021	
Expected Delivery Date: 07/24/2021	

From: DEB CHASE
 NORTHEAST SITE SOLUTIONS
 420 MAIN ST
 STE 1
 STURBRIDGE MA 01566-1359

Ref#: 239A-NHP

To: VICTORIA TRIANO
 75 MAIN ST
 SOUTHINGTON CT 06489-2504

* Retail Pricing Priority Mail rates apply. There is no fee for USPS Tracking® service on Priority Mail service with use of this electronic rate shipping label. Refunds for unused postage paid labels can be requested online 30 days from the print date.



Thank you for shipping with the United States Postal Service!
 Check the status of your shipment on the USPS Tracking® page at usps.com

Tracking Number: 9405503699300450475259

Remove

Your item was delivered to the front desk, reception area, or mail room at 9:14 am on July 23, 2021 in SOUTHINGTON, CT 06489.

Status

 **Delivered, Front Desk/Reception/Mail Room**

July 23, 2021 at 9:14 am
SOUTHINGTON, CT 06489

USPS Tracking Plus™ Available 

Get Updates 

Delivered

Text & Email Updates



Tracking History




USPS Tracking Plus™



Product Information



See Less 



USPS TRACKING #

9405 5036 9930 0450 4752 66

Electronic Rate Approved #038555749

SHIP

TO: KATHY LARKIN
TOWN CLERK- TOWN OF SOUTHINGTON
75 MAIN ST
SOUTHINGTON CT 06489-2504

P

PRIORITY MAIL 2-DAY™

DEB CHASE
NORTHEAST SITE SOLUTIONS
420 MAIN ST
STE 1
STURBRIDGE MA 01566-1359

Expected Delivery Date: 07/24/21
Ref#: 239A-NHP
0006

C019

UNITED STATES POSTAL SERVICE®

Click-N-Ship®

U.S. POSTAGE PAID

Flat Rate Env
\$7.95
usps.com

9405 5036 9930 0450 4752 66 0079 5000 0010 6489

Mailed from 01566



Cut on dotted line.

Instructions

1. Each Click-N-Ship® label is unique. Labels are to be used as printed and used only once. DO NOT PHOTO COPY OR ALTER LABEL.
2. Place your label so it does not wrap around the edge of the package.
3. Adhere your label to the package. A self-adhesive label is recommended. If tape or glue is used, DO NOT TAPE OVER BARCODE. Be sure all edges are secure.
4. To mail your package with PC Postage®, you may schedule a Package Pickup online, hand to your letter carrier, take to a Post Office™, or drop in a USPS collection box.
5. Mail your package on the "Ship Date" you selected when creating this label.

Click-N-Ship® Label Record

USPS TRACKING # :
9405 5036 9930 0450 4752 66

Trans. #: 538865676	Priority Mail® Postage: \$7.95
Print Date: 07/20/2021	Total: \$7.95
Ship Date: 07/21/2021	
Expected Delivery Date: 07/24/2021	

From: DEB CHASE
NORTHEAST SITE SOLUTIONS
420 MAIN ST
STE 1
STURBRIDGE MA 01566-1359

Ref#: 239A-NHP

To: KATHY LARKIN
TOWN CLERK- TOWN OF SOUTHINGTON
75 MAIN ST
SOUTHINGTON CT 06489-2504

* Retail Pricing Priority Mail rates apply. There is no fee for USPS Tracking® service on Priority Mail service with use of this electronic rate shipping label. Refunds for unused postage paid labels can be requested online 30 days from the print date.



Thank you for shipping with the United States Postal Service!
Check the status of your shipment on the USPS Tracking® page at usps.com

Tracking Number: 9405503699300450475266

Your item was delivered to the front desk, reception area, or mail room at 9:14 am on July 23, 2021 in SOUTHLINGTON, CT 06489.

USPS Tracking Plus™ Available 

Status

 **Delivered, Front Desk/Reception/Mail Room**

July 23, 2021 at 9:14 am
SOUTHLINGTON, CT 06489

Get Updates 

Delivered

Text & Email Updates



Tracking History



USPS Tracking Plus™



Product Information



See Less 