



Northeast Site Solutions  
Victoria Masse  
420 Main Street #2, Sturbridge, MA 01566  
860-306-2326  
victoria@northeastsitesolutions.com

July 12, 2021

Members of the Siting Council  
Connecticut Siting Council  
Ten Franklin Square  
New Britain, CT 06051

RE: Notice of Exempt Modification  
345 Bushy Hill Road, Simsbury CT 06070  
Latitude: 41.84138889  
Longitude: -72.85055560  
T-Mobile Site#: CTHA151A\_NHP

Dear Ms. Bachman:

T-Mobile currently maintains three (3) antennas at the 77-foot level of the existing 105-foot monopole. The monopole is owned by Simsbury Fire District. T-Mobile now intends to add a 25Kw generator to an expanded "L" shaped concrete pad and a 5'X 6' fence extension within existing compound.

Planned Modifications:

Ground work only-Install New:

- (1) GENERAC RD 25 KW AC DIESEL GENERATOR – 240-gallon double walled self-contained tank with fuel sensor. Requires two (2) 12-minute run cycles by-weekly.
- (1) "L" Shaped Concrete pad (86 S.F.)
- (1) 5'X 6' Fence extension

This facility was approved by the CT Siting Council TS- T-MOBILE-128-070328–on April 16, 2007. T-Mobile tower share was approved to install three (3) antenna on the existing tower. Please see attached.



Please accept this letter as notification pursuant to Regulations of Connecticut State Agencies § 16- SOj-73, for construction that constitutes an exempt modification pursuant to R.C.S.A. § 16-50j-72(b)(2). In accordance with R.C.S.A. § 16-SOj-73, a copy of this letter is being sent to Eric Wellman, First Selectman, for the Town of Simsbury, Michael Glidden, Director of Planning and Community Development, Laura Barkowski, Land Use Specialist and Jim Baldis, Director of Administration & Facilities.

The planned modifications to the facility fall squarely within those activities explicitly provided for in R.C.S.A. § 16-50j-72(b)(2).

1. The proposed modifications will not result in an increase in the height of the existing structure.
2. The proposed modifications will not require the extension of the site boundary.
3. The proposed modifications will not increase noise levels at the facility by six decibels or more, or to levels that exceed state and local criteria.
4. The operation of the replacement antennas will not increase radio frequency emissions at the facility to a level at or above the Federal Communications Commission safety standard.
5. The proposed modifications will not cause a change or alteration in the physical or environmental characteristics of the site.
6. The existing structure and its foundation can support the proposed loading.

For the foregoing reasons, T-Mobile respectfully submits that the proposed modifications to the above referenced telecommunications facility constitute an exempt modification under R.C.S.A. § 16-50j-72(b)(2).

Sincerely,

Victoria Masse  
Mobile: 860-306-2326  
Fax: 413-521-0558  
Office: 420 Main Street, Unit 2, Sturbridge MA 01566  
Email: [victoria@northeastsitesolutions.com](mailto:victoria@northeastsitesolutions.com)



**NORTHEAST**  
SITE SOLUTIONS

*Turnkey Wireless Development*

Attachments

cc: Eric Wellman -First Selectman- [ewellman@simsbury-ct.gov](mailto:ewellman@simsbury-ct.gov)  
933 Hopmeadow Street, Simsbury CT 06070

Michael Glidden-Director of Planning and Community Development- [mglidden@simsbury-ct.gov](mailto:mglidden@simsbury-ct.gov)  
933 Hopmeadow Street, Simsbury CT 06070

Laura Barkowski-Land Use Specialist- [lbarkowski@simsbury-ct.gov](mailto:lbarkowski@simsbury-ct.gov)  
933 Hopmeadow Street, Simsbury CT 06070

James Baldis-Director of Administration & Facilities- [JBaldis@simsburyfd.org](mailto:JBaldis@simsburyfd.org)  
345 Bushy Hill Rd Simsbury Road 06070

# Exhibit A



Daniel F. Caruso  
Chairman

# STATE OF CONNECTICUT

## CONNECTICUT SITING COUNCIL

Ten Franklin Square, New Britain, CT 06051

Phone: (860) 827-2935 Fax: (860) 827-2950

E-Mail: [siting.council@ct.gov](mailto:siting.council@ct.gov)

Internet: [ct.gov/csc](http://ct.gov/csc)

April 16, 2007

H. Karina Fournier  
Zoning Department  
T-Mobile  
35 Griffin Road South  
Bloomfield, CT 06002

RE: **TS-T-MOBILE-128-070328** - Omnipoint Communications, Inc. (T-Mobile) request for an order to approve tower sharing at an existing telecommunications facility located at 345 Bushy Hill Road, Simsbury, Connecticut

Dear Ms. Fournier:

At a public meeting held April 10, 2007, the Connecticut Siting Council (Council) ruled that the shared use of this existing tower site is technically, legally, environmentally, and economically feasible and meets public safety concerns, and therefore, in compliance with General Statutes § 16-50aa, the Council has ordered the shared use of this facility to avoid the unnecessary proliferation of tower structures. This facility has also been carefully modeled to ensure that radio frequency emissions are conservatively below State and federal standards applicable to the frequencies now used on this tower.

This decision is under the exclusive jurisdiction of the Council. Any additional change to this facility may require an explicit request to this agency pursuant to General Statutes § 16-50aa or notice pursuant to Regulations of Connecticut State Agencies Section 16-50j-73, as applicable. Such request or notice shall include all relevant information regarding the proposed change with cumulative worst-case modeling of radio frequency exposure at the closest point of uncontrolled access to the tower base, consistent with Federal Communications Commission, Office of Engineering and Technology, Bulletin 65. Any deviation from this format may result in the Council implementing enforcement proceedings pursuant to General Statutes § 16-50u including, without limitation, imposition of expenses resulting from such failure and of civil penalties in an amount not less than one thousand dollars per day for each day of construction or operation in material violation.

This decision applies only to this request for tower sharing and is not applicable to any other request or construction. Please be advised that the validity of this action shall expire one year from the date of this letter.

The proposed shared use is to be implemented as specified in your letter dated March 27, 2007, including the placement of all necessary equipment and shelters within the tower compound.

Thank you for your attention and cooperation.

Very truly yours,

Daniel F. Caruso  
Chairman

DFC/MP/laf

c: The Honorable Thomas E. Vincent, First Selectman, Town of Simsbury  
John Loomis, Chairman of the Planning Commission, Town of Simsbury

# Exhibit B

The Assessor's office is responsible for the maintenance of records on the ownership of properties. Assessments are computed at 70% of the estimated market value of real property at the time of the last revaluation which was 2017.

# SIMSBURY

## CONNECTICUT



Information on the Property Records for the Municipality of Simsbury was last updated on 6/26/2021.

### Parcel Information

Location:	345 BUSHY HILL ROAD	Property Use:	Public Use	Primary Use:	Fire Station - Volunteer
Unique ID:	04007606	Map Block Lot:	C16 301 012A	Acres:	1.74
490 Acres:	0.00	Zone:	R-40	Volume / Page:	0257/0645
Developers Map / Lot:		Census:	4661010		

### Value Information

	Appraised Value	Assessed Value
Land	309,720	216,800
Buildings	973,238	681,270
Detached Outbuildings	34,845	24,390
Total	1,317,803	922,460

Owner's Information

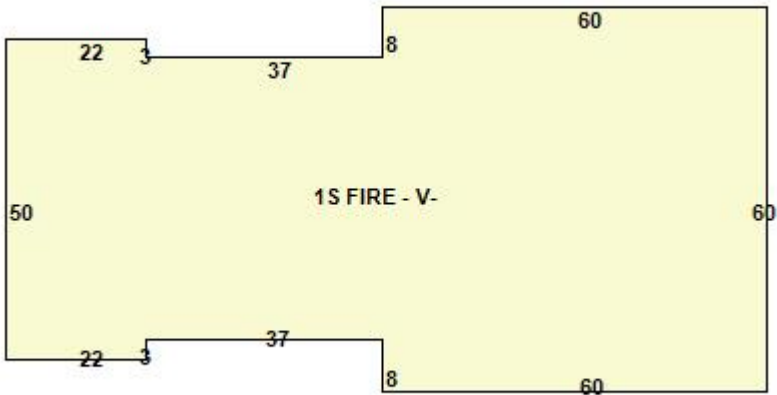
Owner's Data

SIMSBURY FIRE DISTRICT  
869 HOPMEADOW STREET  
SIMSBURY, CT 06070

Building 1



C16-301-012A 03/17/2012



Category:

Public Use

Use:

Fire Station - Volunteer

Stories:

1.00



Above Grade:	6,328	Below Grade:	0	Below Grade Finish:	0
Construction:	Good	Year Built:	1998	Heating:	Hot Water
Fuel:	Gas	Cooling Percent:	43%	Siding:	Brick
Roof Material:	Compo_Built-Up	Beds/Units:	0		

Special Features

Attached Components

Detached Outbuildings

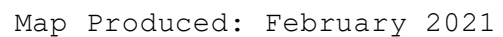
Type:	Year Built:	Length:	Width:	Area:
Paving Paving	1998			19,700
Light Poles Poles	1998			1

Owner History - Sales

Owner Name	Volume	Page	Sale Date	Deed Type	Valid Sale	Sale Price
SIMSBURY FIRE DISTSRICT	0257	0645	12/21/1981		No	\$0



# 4  
1.49 AC.  
6 A



# Exhibit C

Copyright © 2020 Foresite LLC all rights reserved. The details, templates, drawing formats or any portion of this document generated by Foresite LLC may not be duplicated, traced or used otherwise for any profit-driven enterprise.

MODIFICATION OF EXISTING WIRELESS FACILITY BY

**T-Mobile**

**T-MOBILE NORTHEAST LLC**

PROJECT TITLE: NATIONAL HARDENING

SITE NUMBER: CTHA151A

SITE NAME: HA151A/BUSHYHILLFD\_MP

SITE ADDRESS: 345 BUSHY HILL ROAD  
SIMSBURY, CT 06070

**PROJECT NOTES:**

1. THIS IS AN UNMANNED TELECOMMUNICATION FACILITY AND NOT FOR HUMAN HABITATION:  
HANDICAPPED ACCESS IS NOT REQUIRED.  
POTABLE WATER OR SANITARY SERVICE IS NOT REQUIRED.  
NO OUTDOOR STORAGE OR ANY  
SOLID WASTE RECEPTACLES REQUIRED.
2. CONTRACTOR SHALL VERIFY ALL PLANS, EXISTING DIMENSIONS, AND CONDITIONS ON THE JOB SITE. CONTRACTOR SHALL IMMEDIATELY NOTIFY THE ARCHITECT/ENGINEER IN WRITING OF ANY DISCREPANCIES BEFORE PROCEEDING WITH THE WORK. FAILURE TO NOTIFY THE ARCHITECT/ENGINEER PLACES THE RESPONSIBILITY ON THE CONTRACTOR TO CORRECT THE DISCREPANCIES AT THE CONTRACTOR'S EXPENSE.
3. DEVELOPMENT AND USE OF THE SITE WILL CONFORM TO ALL APPLICABLE CODES, ORDINANCES AND SPECIFICATIONS.

**CODE COMPLIANCE:**

ALL WORK SHALL COMPLY WITH THE CURRENT NATIONAL AND CONNECTICUT STATE BUILDING AND LIFE SAFETY CODES, SUPPLEMENTS AND AMENDMENTS INCLUDING BUT NOT LIMITED TO THE LATEST EDITION OF:

CONNECTICUT STATE BUILDING CODE (CSBC).  
ANSI/TIA-222-G STRUCTURAL STANDARD FOR ANTENNA SUPPORTING STRUCTURES AND ANTENNAS.  
NATIONAL ELECTRICAL CODE (NEC) FOR POWER AND GROUNDING REQUIREMENTS.

OCCUPATIONAL SAFETY AND HEALTH ACT (OSHA).

NFPA - NATIONAL FIRE PROTECTION ASSOCIATION.



Connecticut - Call Before You Dig  
811 or  
1-800-922-4455

Advance Notice:  
Minimum of 2 working days in advance, no more than 30 days in advance

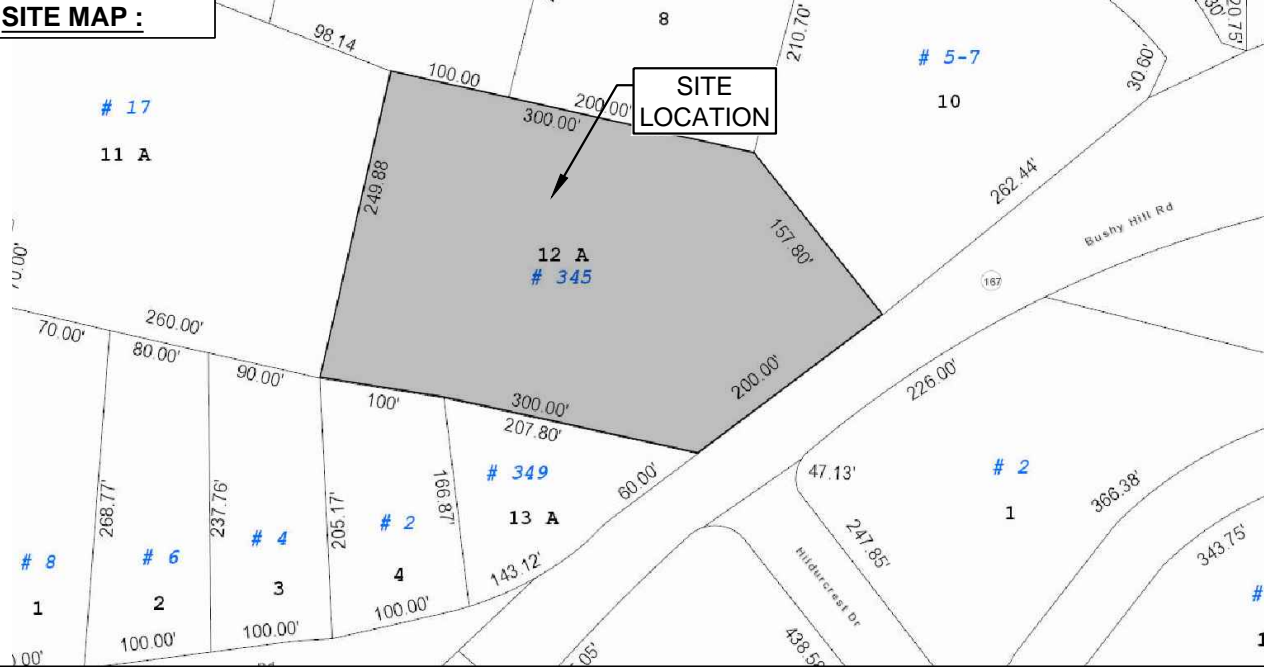
**APPROVALS:**

FSA CM	DATE
RF ENGINEER	DATE
FOPS	DATE
T-MOBILE ENGINEERING AND DEVELOPMENT	DATE
	DATE
	DATE

**SITE IMAGE:**



**SITE MAP :**



**PROJECT SCOPE:**

THE PROPOSED PROJECT SCOPE WILL CONSIST OF INSTALLING A NEW GENERAC RD 25 KW AC DIESEL GENERATOR AND TANK FOR AN EXISTING TELECOM BASE STATION. NO SIGNIFICANT GRADING IS REQUIRED. ALL WORK IS CONTAINED WITHIN THE VICINITY OF T-MOBILE FENCED EQUIPMENT AREA.

**PROJECT INFORMATION:**

SITE ADDRESS: 345 BUSHY HILL ROAD  
SIMSBURY, CT 06070

STRUCTURE TYPE: MONOPOLE  
ZONING DISTRICT: R-40  
COORDINATES: N 41° 50' 29.02", W 72° 51' 01.64"  
GROUND ELEV: 347' AGL

**PROJECT TEAM:**

APPLICANT: T-MOBILE NORTHEAST, LLC.  
35 GRIFFIN ROAD SOUTH  
BLOOMFIELD, CT 06002  
860-692-7100

PROPERTY OWNER: TOWN OF SIMSBURY CT  
933 HOPMEADOW STREET  
SIMSBURY, CT 06070

PROJECT MANAGER: NORTHEAST SITE SOLUTIONS  
420 MAIN STREET, BLDG 4  
STURBRIDGE, MA 01566  
SHELDON FREINCLE  
SHELDON@NORTHEASTSITESOLUTIONS.COM  
201-776-8521

ENGINEERING CONSULTANTS: FORESITE LLC  
462 WALNUT ST  
NEWTON, MA 02460  
SAEED MOSSAVAT  
SMOSSAVAT@FORESITELLC.COM  
617-212-3123

**SHEET INDEX:**

T-1: TITLE SHEET  
N-1: GENERAL NOTES  
A-1: SITE POINT CLOUD  
A-2: SITE PLAN  
A-3: EQUIPMENT COMPOUND PLAN  
A-4: GENERATOR SPECIFICATIONS  
A-5: GENERATOR SPECIFICATIONS  
A-6: AUTOMATIC TRANSFER SWITCH SPECIFICATIONS  
A-7: CONCRETE PAD DETAILS  
E-1: ELECTRICAL DETAILS  
G-1: GROUNDING DETAILS

**APPLICANT:**

**T-Mobile**  
**T-MOBILE NORTHEAST LLC**

35 GRIFFIN ROAD SOUTH  
BLOOMFIELD, CT 06002  
860-692-7100

**PROJECT MANAGER**


**NORTHEAST SITE SOLUTIONS**  
Turning Wireless Development

420 MAIN STREET, BLDG 4  
STURBRIDGE, MA 01566  
203-275-6669

**CONSULTANT:**

**FORESITE LLC**  
Architects . Engineers . Surveyors

462 WALNUT STREET, SUITE 1  
NEWTON, MA 02460  
617-212-3123



THIS DOCUMENT IS THE DESIGN PROPERTY AND COPYRIGHT OF FORESITE, LLC. AND FOR THE EXCLUSIVE USE BY THE TITLE CLIENT. DUPLICATION OR USE WITHOUT THE EXPRESS WRITTEN CONSENT OF THE CREATOR IS STRICTLY PROHIBITED. DRAWING SCALES ARE INTENDED FOR 11"x17" SIZE PRINTED MEDIA ONLY. ALL OTHER PRINTED SIZES ARE DEEMED "NOT TO SCALE".

REV	DESCRIPTION	DATE
A	PRELIMINARY	05/27/21

**SITE NUMBER: CTHA151A**  
**SITE NAME: HA151A/BUSHYHILLFD\_MP**

**SITE ADDRESS: 345 BUSHY HILL ROAD  
SIMSBURY, CT 06070**

**SHEET TITLE:**  
**T-1: TITLE SHEET**



Copyright © 2020 Foresite LLC all rights reserved. The details, templates, drawing formats or any portion of this document generated by Foresite LLC may not be duplicated, traced or used otherwise for any profit-driven enterprise.

NOTES AND DISCLAIMERS:

1.

THE CONTRACTOR SHALL GIVE ALL NOTICES AND COMPLY WITH ALL LAWS, ORDINANCES, RULES, REGULATIONS AND LAWFUL ORDERS OF ANY PUBLIC AUTHORITY, MUNICIPAL AND UTILITY COMPANY SPECIFICATIONS, AND LOCAL AND STATE JURISDICTIONAL CODES BEARING ON THE PERFORMANCE OF THE WORK. THE WORK PERFORMED ON THE PROJECT AND THE MATERIALS INSTALLED SHALL BE IN STRICT ACCORDANCE WITH ALL APPLICABLE CODES, REGULATIONS, AND ORDINANCES.
2.

THE ARCHITECT/ENGINEER HAS MADE EVERY EFFORT TO SET FORTH IN THE CONSTRUCTION AND CONTRACT DOCUMENTS THE COMPLETE SCOPE OF WORK. THE CONTRACTOR BIDDING THE JOB IS NEVERTHELESS CAUTIONED THAT MINOR OMISSIONS OR ERRORS IN THE DRAWINGS AND OR SPECIFICATIONS SHALL NOT EXCUSE SAID CONTRACTOR FROM COMPLETING THE PROJECT AND IMPROVEMENTS IN ACCORDANCE WITH THE INTENT OF THESE DOCUMENTS.
3.

THE CONTRACTOR OR BIDDER SHALL BEAR THE RESPONSIBILITY OF NOTIFYING (IN WRITING) THE CLIENT'S REPRESENTATIVE OF ANY CONFLICTS, ERRORS, OR OMISSIONS PRIOR TO THE SUBMISSION OF CONTRACTOR'S PROPOSAL OR PERFORMANCE OF WORK.
5.

THE CONTRACTOR SHALL VISIT THE JOB SITE PRIOR TO THE SUBMISSION OF BIDS OR PERFORMING WORK TO FAMILIARIZE HIMSELF WITH THE FIELD CONDITIONS AND TO VERIFY THAT THE PROJECT CAN BE CONSTRUCTED IN ACCORDANCE WITH THE CONSTRUCTION DOCUMENTS.
6.

THE CONTRACTOR SHALL INSTALL ALL EQUIPMENT AND MATERIALS ACCORDING TO THE MANUFACTURER'S / VENDOR'S SPECIFICATIONS UNLESS NOTED OTHERWISE OR WHERE LOCAL CODES OR ORDINANCES TAKE PRECEDENCE.
7.

THE CONTRACTOR SHALL MAKE NECESSARY PROVISIONS TO PROTECT EXISTING IMPROVEMENTS DURING CONSTRUCTION.
8.

THE CONTRACTOR SHALL COMPLY WITH ALL PERTINENT SECTIONS OF THE BASIC STATE BUILDING CODE, LATEST EDITION, AND ALL OSHA REQUIREMENTS AS THEY APPLY TO THIS PROJEC
9.

THE CONTRACTOR SHALL NOTIFY THE CLIENT'S REPRESENTATIVE IN WRITING WHERE A CONFLICT OCCURS ON ANY OF THE CONTRACT DOCUMENTS. THE CONTRACTOR IS NOT TO ORDER MATERIAL OR CONSTRUCT ANY PORTION OF THE WORK THAT IS IN CONFLICT UNTIL CONFLICT IS RESOLVED BY THE CLIENT'S REPRESENTATIVE.
10.

THE WORK SHALL CONFORM TO THE CODES AND STANDARDS OF THE FOLLOWING AGENCIES AS FURTHER CITED HEREIN:
- A.

ASTM: AMERICAN SOCIETY FOR TESTING AND MATERIALS, AS PUBLISHED IN "COMPILATION OF ASTM STANDARDS BUILDING CODES" OR LATEST EDITION.
- B.

AWS: AMERICAN WELDING SOCIETY INC. AS PUBLISHED IN "STANDARD D1.1-08, STRUCTURAL WELDING CODE" OR LATEST EDITION.
- C.

AISC: AMERICAN INSTITUTE FOR STEEL CONSTRUCTION AS PUBLISHED IN "CODE FOR STANDARD PRACTICE FOR STEEL BUILDINGS AND BRIDGES"; "SPECIFICATIONS FOR THE DESIGN, FABRICATION AND ERECTION OF STRUCTURAL STEEL FOR BUILDINGS" (LATEST EDITION).
11.

BOLTING:
- A.

BOLTS SHALL BE CONFORMING TO ASTM A325 HIGH STRENGTH, HOT DIP GALVANIZED WITH ASTM A153 HEAVY HEX TYPE NUTS.
- B.

BOLTS SHALL BE 3/4"Ø MINIMUM (UNLESS OTHERWISE NOTED)
- C.

ALL CONNECTIONS SHALL BE 2 BOLTS MINIMUM.
12.

FABRICATION:
- A.

FABRICATION OF STEEL SHALL CONFORM TO THE AISC AND AWS STANDARDS AND CODES (LATEST EDITION).
- B.

ALL STRUCTURAL STEEL SHALL BE HOT-DIP GALVANIZED AFTER FABRICATION IN ACCORDANCE WITH ASTM A123 (LATEST EDITION), UNLESS OTHERWISE NOTED.
13.

ERECTION OF STEEL:
- A.

PROVIDE ALL ERECTION EQUIPMENT, BRACING, PLANKING, FIELD BOLTS, NUTS, WASHERS, DRIFT PINS, AND SIMILAR MATERIALS WHICH DO NOT FORM A PART OF THE COMPLETED CONSTRUCTION BUT ARE NECESSARY FOR ITS PROPER ERECTION.
- B.

ERECT AND ANCHOR ALL STRUCTURAL STEEL IN ACCORDANCE WITH AISC REFERENCE STANDARDS. ALL WORK SHALL BE ACCURATELY SET TO ESTABLISHED LINES AND ELEVATIONS AND RIGIDLY FASTENED IN PLACE WITH SUITABLE ATTACHMENTS TO THE CONSTRUCTION OF THE BUILDING.
- C.

TEMPORARY BRACING, GUYING AND SUPPORT SHALL BE PROVIDED TO KEEP THE STRUCTURE SAFE AND ALIGNED AT ALL TIMES DURING CONSTRUCTION, AND TO PREVENT DANGER TO PERSONS AND PROPERTY. CHECK ALL TEMPORARY LOADS AND STAY WITHIN SAFE CAPACITY OF ALL BUILDING COMPONENTS.
14.

ANTENNA INSTALLATION:
- A.

INSTALL ANTENNAS AS INDICATED ON DRAWINGS AND CLIENT'S REPRESENTATIVE SPECIFICATIONS.
- B.

INSTALL GALVANIZED STEEL ANTENNA MOUNTS AS INDICATED ON DRAWINGS.
- C.

INSTALL COAXIAL / FIBER CABLES AND TERMINATIONS BETWEEN ANTENNAS AND EQUIPMENT PER MANUFACTURER'S RECOMMENDATIONS. WEATHERPROOF ALL CONNECTORS BETWEEN THE ANTENNA AND EQUIPMENT PER MANUFACTURER'S REQUIREMENTS.
15.

ANTENNA AND COAXIAL / FIBER CABLE GROUNDING:
- A.

ALL EXTERIOR #6 GREEN GROUND WIRE "DAISY CHAIN" CONNECTIONS ARE TO BE WEATHER SEALED WITH ANDREWS CONNECTOR/SPLICE WEATHERPROOFING KIT TYPE #221213 OR EQUAL.
- B.

ALL COAXIAL / FIBER CABLE GROUNDING KITS ARE TO BE INSTALLED ON STRAIGHT RUNS OF COAXIAL / FIBER CABLE (NOT WITHIN BENDS).
16.

RELATED WORK, FURNISH THE FOLLOWING WORK AS SPECIFIED UNDER CONSTRUCTION DOCUMENTS, BUT COORDINATE WITH OTHER TRADES PRIOR TO BID:
- A.

FLASHING OF OPENING INTO OUTSIDE WALLS
- B.

SEALING AND CAULKING ALL OPENINGS
- C.

PAINTING
- D.

CUTTING AND PATCHING
17.

REQUIREMENTS OF REGULATORY AGENCIES:
- A.

FURNISH U.L. LISTED EQUIPMENT WHERE SUCH LABEL IS AVAILABLE. INSTALL IN CONFORMANCE WITH U.L. STANDARDS WHERE APPLICABLE.
- B.

INSTALL ANTENNA, ANTENNA CABLES, GROUNDING SYSTEM IN ACCORDANCE WITH DRAWINGS AND SPECIFICATION IN EFFECT AT PROJECT LOCATION AND RECOMMENDATIONS OF STATE AND LOCAL BUILDING CODES, AND SPECIAL CODES HAVING JURISDICTION OVER SPECIFIC PORTIONS OF WORK. THIS WORK INCLUDES BUT IS NOT LIMITED TO THE FOLLOWING:
- C.

TIA-EIA - 222 (LATEST EDITION). STRUCTURAL STANDARDS FOR STEEL ANTENNA TOWERS AND ANTENNA SUPPORTING STRUCTURES.
- D.

FAA - FEDERAL AVIATION ADMINISTRATION ADVISORY CIRCULAR AC 70/7460-IH, OBSTRUCTION MARKING AND LIGHTING.
- E.

FCC - FEDERAL COMMUNICATIONS COMMISSION RULES AND REGULATIONS FORM 715, OBSTRUCTION MARKING AND LIGHTING SPECIFICATION FOR ANTENNA STRUCTURES AND FORM 715A, HIGH INTENSITY OBSTRUCTION LIGHTING SPECIFICATIONS FOR ANTENNA STRUCTURES.
- F.

AISC - AMERICAN INSTITUTE OF STEEL CONSTRUCTION SPECIFICATION FOR STRUCTURAL JOINTS USING ASTM A325 BOLTS (LATEST EDITION).
- G.

NEC - NATIONAL ELECTRICAL CODE - ON TOWER LIGHTING KITS.
- H.

UL - UNDERWRITER'S LABORATORIES APPROVED ELECTRICAL PRODUCTS.
- I.

IN ALL CASES, PART 77 OF THE FAA RULES AND PARTS 17 AND 22 OF THE FCC RULES ARE APPLICABLE AND IN THE EVENT OF CONFLICT, SUPERSEDE ANY OTHER STANDARDS OR SPECIFICATIONS.
- J.

2018 LIFE SAFETY CODE NFPA - 101.


APPLICANT:

T-Mobile

T-MOBILE NORTHEAST LLC

35 GRIFFIN ROAD SOUTH  
BLOOMFIELD, CT 06002  
860-692-7100

PROJECT MANAGER



420 MAIN STREET, BLDG 4  
STURBRIDGE, MA 01566  
203-275-6669


CONSULTANT:

FORESITE

LLC

Architects . Engineers . Surveyors

462 WALNUT STREET, SUITE 1  
NEWTON, MA 02460  
617-212-3123



THIS DOCUMENT IS THE DESIGN PROPERTY AND COPYRIGHT OF FORESITE, LLC. AND FOR THE EXCLUSIVE USE BY THE TITLE CLIENT. DUPLICATION OR USE WITHOUT THE EXPRESS WRITTEN CONSENT OF THE CREATOR IS STRICTLY PROHIBITED. DRAWING SCALES ARE INTENDED FOR 11"x17" SIZE PRINTED MEDIA ONLY. ALL OTHER PRINTED SIZES ARE DEEMED "NOT TO SCALE".

REV	DESCRIPTION	DATE
A	PRELIMINARY	05/27/21

SITE NUMBER: CTHA151A

SITE NAME: HA151A/BUSHYHILLFD\_MP

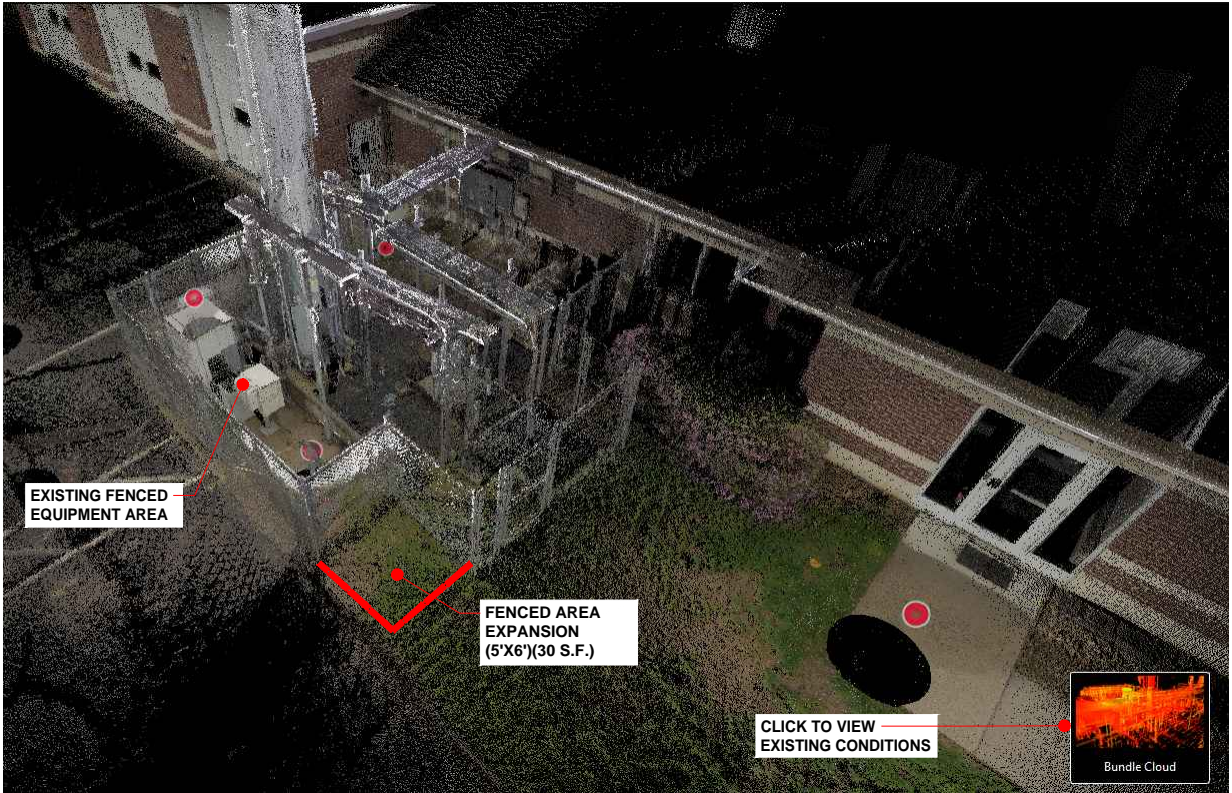


SITE ADDRESS: 345 BUSHY HILL ROAD  
SIMSBURY, CT 06070

N-1: NOTES AND DISCLAIMERS

SHEET TITLE



Copyright © 2020 Foresite LLC all rights reserved. The details, templates, drawing formats or any portion of this document generated by Foresite LLC may not be duplicated, traced or used otherwise for any profit-driven enterprise.



SITE POINT CLOUD 1  
N.T.S. A-1

APPLICANT:  
**T-Mobile**  
**T-MOBILE NORTHEAST LLC**  
35 GRIFFIN ROAD SOUTH  
BLOOMFIELD, CT 06002  
860-692-7100

PROJECT MANAGER  
**NORTHEAST SITE SOLUTIONS**  
Turning Wireless Development  
420 MAIN STREET, BLDG 4  
STURBRIDGE, MA 01566  
203-275-6669

CONSULTANT:  
**FORESITE LLC**  
Architects . Engineers . Surveyors  
462 WALNUT STREET, SUITE 1  
NEWTON, MA 02460  
617-212-3123

THIS DOCUMENT IS THE DESIGN PROPERTY AND COPYRIGHT OF FORESITE, LLC. AND FOR THE EXCLUSIVE USE BY THE TITLE CLIENT. DUPLICATION OR USE WITHOUT THE EXPRESS WRITTEN CONSENT OF THE CREATOR IS STRICTLY PROHIBITED. DRAWING SCALES ARE INTENDED FOR 11"x17" SIZE PRINTED MEDIA ONLY. ALL OTHER PRINTED SIZES ARE DEEMED "NOT TO SCALE".

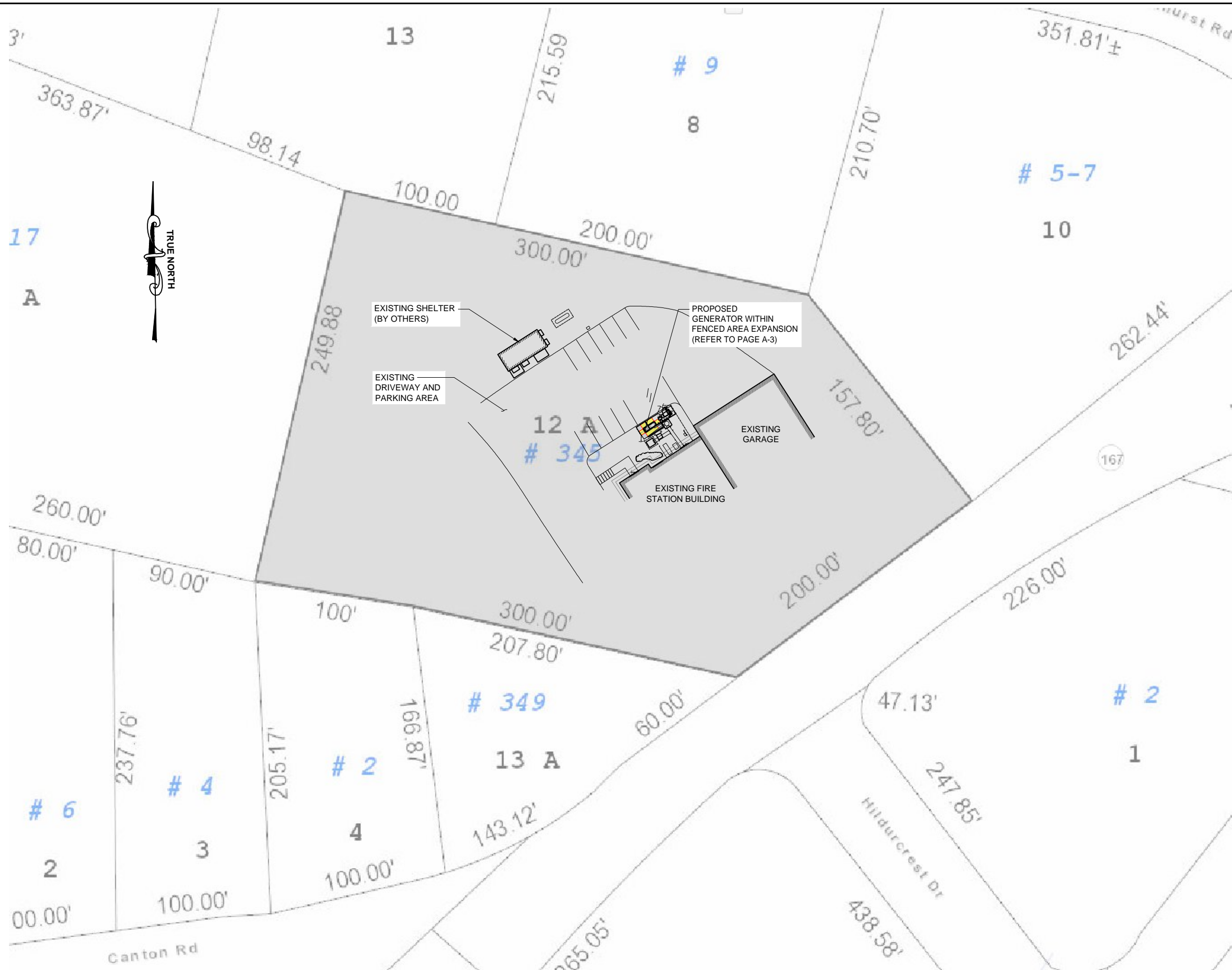
REV	DESCRIPTION	DATE
A	PRELIMINARY	05/27/21

SITE NUMBER: CTHA151A  
SITE NAME: HA151A/BUSHYHILLFD\_MP  
SITE ADDRESS: 345 BUSHY HILL ROAD  
SIMSBURY, CT 06070

SHEET TITLE:  
A-1: SITE POINT CLOUD



Copyright © 2020 Foresite LLC all rights reserved. The details, templates, drawing formats or any portion of this document generated by Foresite LLC may not be duplicated, traced or used otherwise for any profit-driven enterprise.




SITE PLAN  
SCALE: 1/32"=1'-0"

APPLICANT:  
**T-Mobile**  
**T-MOBILE NORTHEAST LLC**  
35 GRIFFIN ROAD SOUTH  
BLOOMFIELD, CT 06002  
860-692-7100

PROJECT MANAGER  
**NORTHEAST SITE SOLUTIONS**  
Turning Wireless Development  
420 MAIN STREET, BLDG 4  
STURBRIDGE, MA 01566  
203-275-6669

CONSULTANT:  
**FORESITE LLC**  
Architects . Engineers . Surveyors  
462 WALNUT STREET, SUITE 1  
NEWTON, MA 02460  
617-212-3123



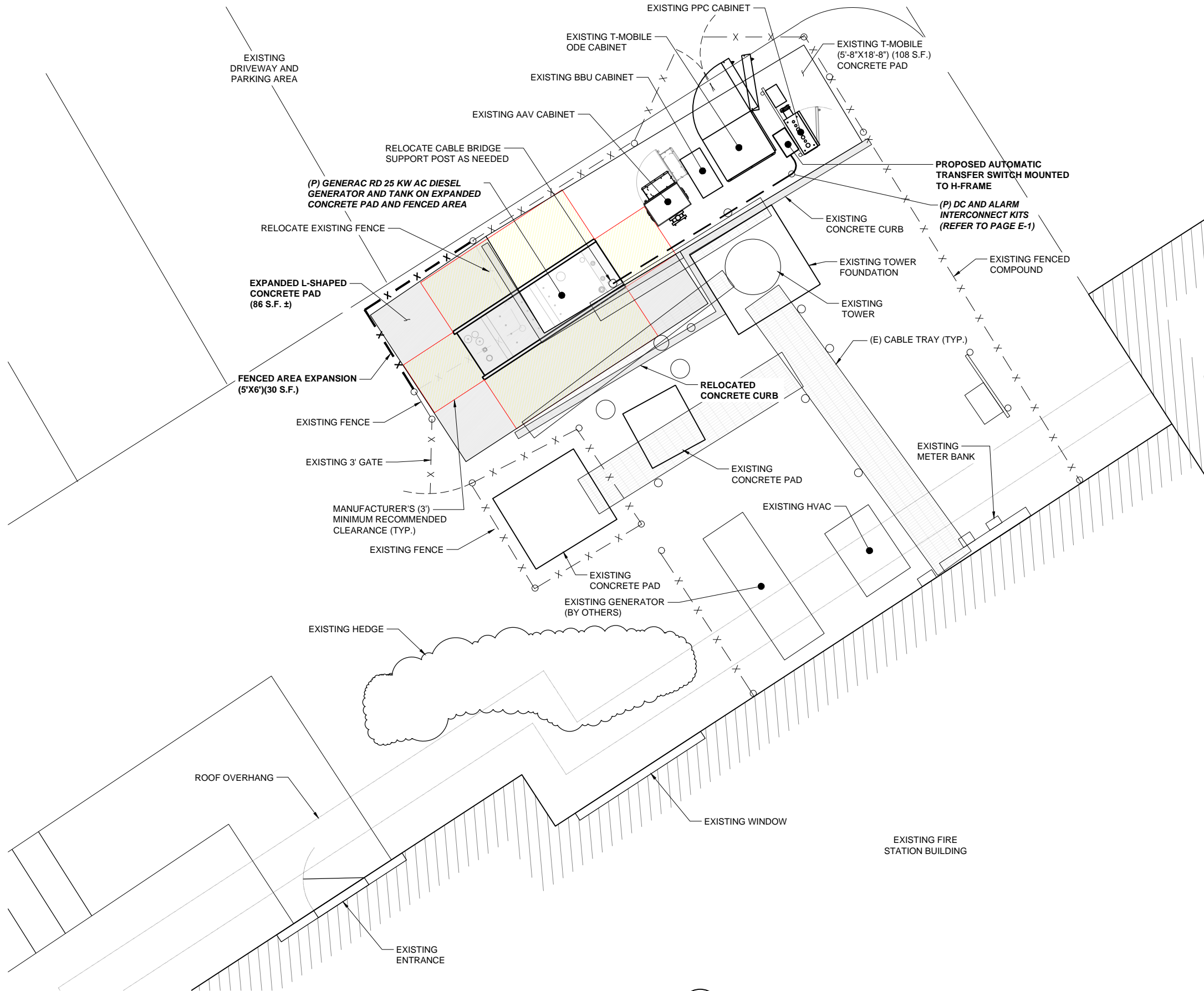
THIS DOCUMENT IS THE DESIGN PROPERTY AND COPYRIGHT OF FORESITE, LLC. AND FOR THE EXCLUSIVE USE BY THE TITLE CLIENT. DUPLICATION OR USE WITHOUT THE EXPRESS WRITTEN CONSENT OF THE CREATOR IS STRICTLY PROHIBITED. DRAWING SCALES ARE INTENDED FOR 11"x17" SIZE PRINTED MEDIA ONLY. ALL OTHER PRINTED SIZES ARE DEEMED "NOT TO SCALE".

REV	DESCRIPTION	DATE
A	PRELIMINARY	05/27/21

SITE NUMBER: CTHA151A  
SITE NAME: HA151A/BUSHYHILLFD\_MP  
SITE ADDRESS: 345 BUSHY HILL ROAD  
SIMSBURY, CT 06070

SHEET TITLE:  
A-2: SITE PLAN

Copyright © 2020 Foresite LLC all rights reserved. The details, templates, drawing formats or any portion of this document generated by Foresite LLC may not be duplicated, traced or used otherwise for any profit-driven enterprise.



COMPOUND PLAN 1  
SCALE 3/16"=1'-0" A-3

APPLICANT:  
**T-Mobile**  
**T-MOBILE NORTHEAST LLC**  
35 GRIFFIN ROAD SOUTH  
BLOOMFIELD, CT 06002  
860-692-7100

PROJECT MANAGER  
**NORTHEAST SITE SOLUTIONS**  
Turning Wireless Development  
420 MAIN STREET, BLDG 4  
STURBRIDGE, MA 01566  
203-275-6669

CONSULTANT:  
**FORESITE LLC**  
Architects . Engineers . Surveyors  
462 WALNUT STREET, SUITE 1  
NEWTON, MA 02460  
617-212-3123

THIS DOCUMENT IS THE DESIGN PROPERTY AND COPYRIGHT OF FORESITE, LLC. AND FOR THE EXCLUSIVE USE BY THE TITLE CLIENT. DUPLICATION OR USE WITHOUT THE EXPRESS WRITTEN CONSENT OF THE CREATOR IS STRICTLY PROHIBITED. DRAWING SCALES ARE INTENDED FOR 11"x17" SIZE PRINTED MEDIA ONLY. ALL OTHER PRINTED SIZES ARE DEEMED "NOT TO SCALE".

REV	DESCRIPTION	DATE
A	PRELIMINARY	05/27/21

SITE NUMBER: CTHA151A  
SITE NAME: HA151A/BUSHYHILLFD\_MP  
SITE ADDRESS: 345 BUSHY HILL ROAD  
SIMSBURY, CT 06070

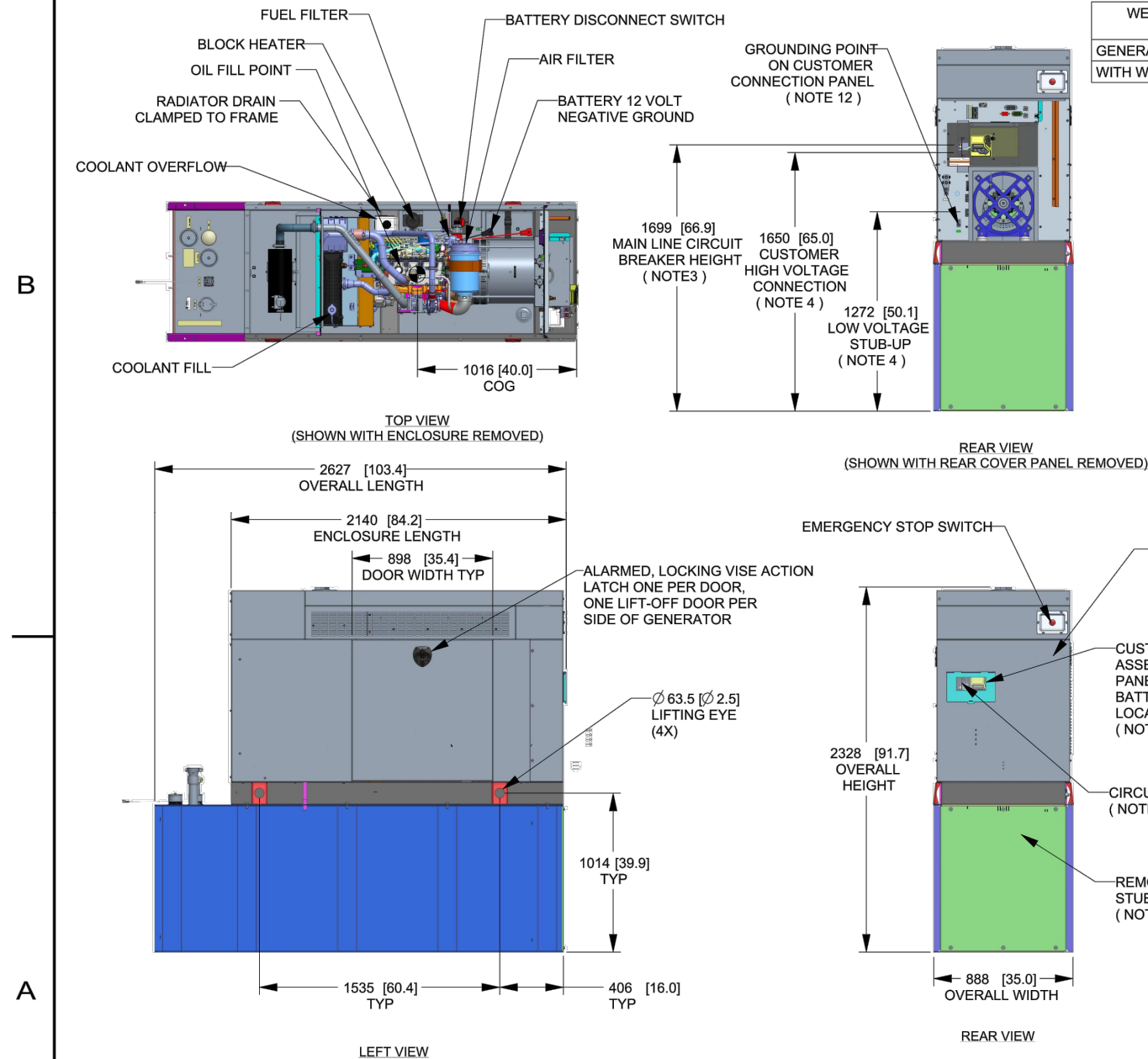
SHEET TITLE:  
A-3: COMPOUND PLAN



Copyright © 2020 Foresite LLC all rights reserved. The details, templates, drawing formats or any portion of this document generated by Foresite LLC may not be duplicated, traced or used otherwise for any profit-driven enterprise.

GENERAC RD 25 KW AC DIESEL GENERATOR AND TANK

SH 1/2 REV 2 WINDCHILL VERSION 2.12



WEIGHT DATA WITH EMPTY BASE TANK (SEE NOTE 6)	
GENERATOR AS SHOWN	1336 [2946]
WITH WOODEN SHIPPING SKID	1354 [2984]

WEIGHT: KG (LBS)  
DIMENSIONS: MM (INCHES)

- NOTES:
- THIS UNIT MUST BE INSTALLED IN ACCORDANCE WITH CURRENT APPLICABLE NFPA 37 AND NFPA 70 STANDARDS AS WELL AS ANY OTHER FEDERAL, STATE, AND LOCAL CODES.
  - BATTERY (12 VOLT NEGATIVE GROUND SYSTEM).
  - CONTROL PANEL / CIRCUIT BREAKER INFORMATION:
    - MAIN LINE CIRCUIT BREAKER 125 AMPS
    - SEE SPECIFICATION SHEET OR OWNERS MANUAL
    - ACCESSIBLE THROUGH CUSTOMER ACCESS ASSEMBLY DOOR ON REAR OF GENERATOR.
    - CONTROL PANEL INCLUDES INTEGRATED BATTERY CHARGER
  - REMOVE THE REAR STUB-UP AND REAR ENCLOSURE COVER PANEL TO ACCESS THE STUB-UP AREAS AS FOLLOWS:
    - HIGH VOLTAGE CONNECTION INCLUDING AC LOAD LEAD CONDUIT CONNECTION, NEUTRAL CONNECTION, AND BATTERY CHARGER 120 VOLT AC (0.5 AMP MAX) CONNECTION.
    - LOW VOLTAGE CONNECTION INCLUDING TRANSFER SWITCH CONTROL WIRES
  - ENGINE SERVICE CONNECTIONS
    - OIL DRAIN: 1/2" NPT
    - RADIATOR DRAIN: HOSE CLAMPED TO FRAME
  - CENTER OF GRAVITY AND WEIGHT MAY CHANGE DUE TO UNIT OPTIONS.
  - BOTTOM OF GENERATOR SET MUST BE ENCLOSED TO PREVENT PEST INTRUSION AND RECIRCULATION OF DISCHARGE AIR AND/OR IMPROPER COOLING AIR FLOW.
  - REFERENCE OWNERS MANUAL FOR LIFTING WARNINGS.
  - MOUNTING BOLTS OR STUDS TO MOUNTING SURFACE SHALL BE 5/8-11 GRADE 5 (USE STANDARD SAE TORQUE SPECS)
  - MUST ALLOW FREE FLOW OF INTAKE AIR, DISCHARGE AIR AND EXHAUST. SEE SPEC SHEET FOR MINIMUM AIR FLOW AND MAXIMUM RESTRICTION REQUIREMENTS.
  - GENERATOR MUST BE INSTALLED SUCH THAT FRESH COOLING AIR IS AVAILABLE AND THAT DISCHARGE AIR FROM RADIATOR IS NOT RECIRCULATED. RECOMMENDED MINIMUM PERIMETER(3FT) AND VERTICAL OVER EXHAUST (5FT) CLEARANCE FOR SITE LOCATION.
  - GENERATOR MUST BE GROUNDED.

DRAWING CREATED FROM PRO/ENGINEER 3D FILE. ECO MODIFICATION TO BE APPLIED TO SOLID MODEL ONLY.

# INSTALLATION DRAWING

GENERAC POWER SYSTEMS OWNS THE COPYRIGHT OF THIS DRAWING WHICH IS SUPPLIED IN CONFIDENCE AND MUST NOT BE USED FOR ANY PURPOSE OTHER THAN FOR WHICH IT IS SUPPLIED WITHOUT THE EXPRESS WRITTEN CONSENT OF GENERAC POWER SYSTEMS. ©GENERAC POWER SYSTEMS 2013

ELECTRONICALLY APPROVED  
INSIDE WINDCHILL

**GENERAC**

TITLE  
INSTALLATION D2.2L  
25KW Y06 PD

ISSUE DATE:		5/10/18	
SIZE	CAGE NO	DWG NO	REV
B	N/A	10000036728	2
SCALE	0.031	WT-KG	SEE ABOVE
SHEET		1 of 2	


GENERATOR SPECIFICATIONS  
N.T.S.

1  
A-4

APPLICANT:  
**T-Mobile**  
**T-MOBILE NORTHEAST LLC**  
35 GRIFFIN ROAD SOUTH  
BLOOMFIELD, CT 06002  
860-692-7100

PROJECT MANAGER  
**NORTHEAST SITE SOLUTIONS**  
Turning Wireless Development  
420 MAIN STREET, BLDG 4  
STURBRIDGE, MA 01566  
203-275-6669

CONSULTANT:  
**FORESITE LLC**  
Architects - Engineers - Surveyors  
462 WALNUT STREET, SUITE 1  
NEWTON, MA 02460  
617-212-3123



THIS DOCUMENT IS THE DESIGN PROPERTY AND COPYRIGHT OF FORESITE, LLC. AND FOR THE EXCLUSIVE USE BY THE TITLE CLIENT. DUPLICATION OR USE WITHOUT THE EXPRESS WRITTEN CONSENT OF THE CREATOR IS STRICTLY PROHIBITED. DRAWING SCALES ARE INTENDED FOR 11"x17" SIZE PRINTED MEDIA ONLY. ALL OTHER PRINTED SIZES ARE DEEMED "NOT TO SCALE".

REV	DESCRIPTION	DATE
A	PRELIMINARY	05/27/21

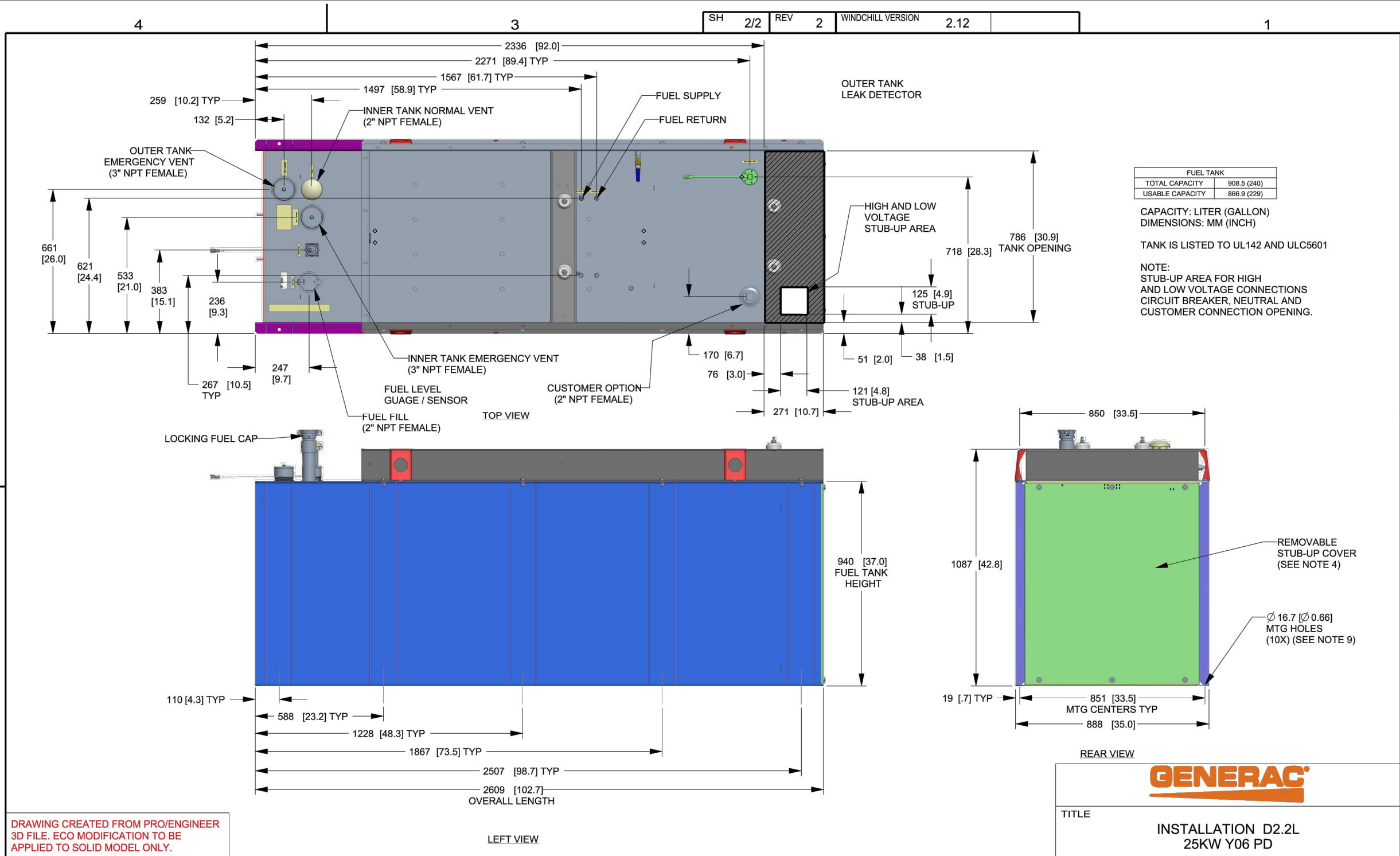
SITE NUMBER: CTHA151A  
SITE NAME: HA151A/BUSHYHILLFD\_MP  
SITE ADDRESS: 345 BUSHY HILL ROAD  
SIMSBURY, CT 06070

SHEET TITLE:  
A-4: GENERATOR SPECIFICATIONS

Copyright © 2020 Foresite LLC all rights reserved. The details, templates, drawing formats or any portion of this document generated by Foresite LLC may not be duplicated, traced or used otherwise for any profit-driven enterprise.

A

B



B

A

# INSTALLATION DRAWING

GENERATOR SPECIFICATIONS  
N.T.S.

1  
A-5

APPLICANT:  
**T-Mobile**  
**T-MOBILE NORTHEAST LLC**

35 GRIFFIN ROAD SOUTH  
BLOOMFIELD, CT 06002  
860-692-7100

PROJECT MANAGER




420 MAIN STREET, BLDG 4  
STURBRIDGE, MA 01566  
203-275-6669

CONSULTANT:



462 WALNUT STREET, SUITE 1  
NEWTON, MA 02460  
617-212-3123



THIS DOCUMENT IS THE DESIGN PROPERTY AND COPYRIGHT OF FORESITE, LLC. AND FOR THE EXCLUSIVE USE BY THE TITLE CLIENT. DUPLICATION OR USE WITHOUT THE EXPRESS WRITTEN CONSENT OF THE CREATOR IS STRICTLY PROHIBITED. DRAWING SCALES ARE INTENDED FOR 11"x17" SIZE PRINTED MEDIA ONLY. ALL OTHER PRINTED SIZES ARE DEEMED "NOT TO SCALE".

REV	DESCRIPTION	DATE
A	PRELIMINARY	05/27/21

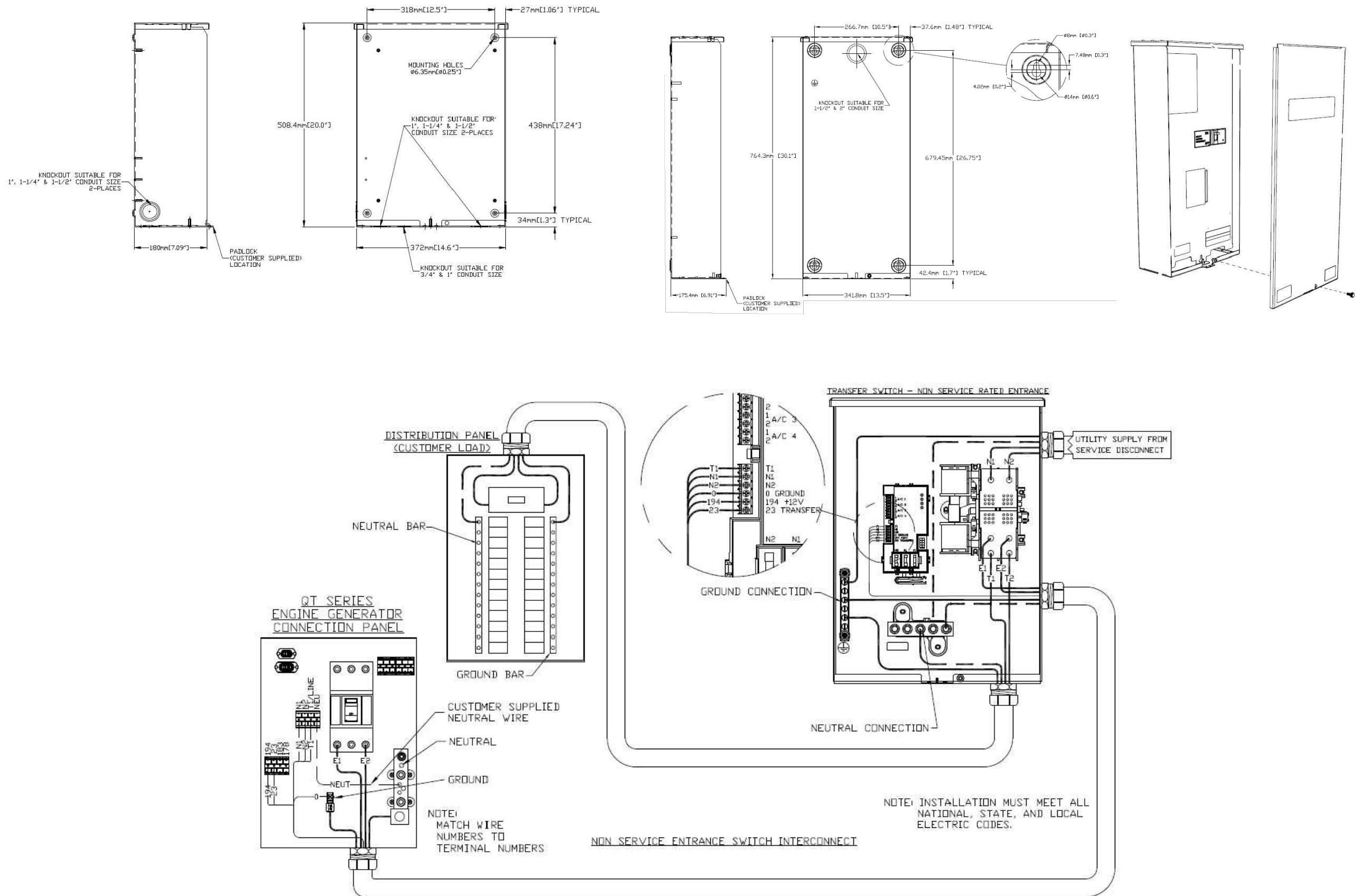
SITE NUMBER: CTHA151A  
SITE NAME: HA151A/BUSHYHILLFD\_MP  
SITE ADDRESS: 345 BUSHY HILL ROAD  
SIMSBURY, CT 06070

SHEET TITLE:  
A-5: GENERATOR SPECIFICATIONS

<b>GENERAC</b>			
TITLE INSTALLATION D2.2L 25KW Y06 PD			
ISSUE DATE: 5/10/18			
SIZE B	CAGE NO N/A	DWG NO 10000036728	REV 2
SCALE 0.063	WT-KG SEE ABOVE	SHEET 2 of 2	



Copyright © 2020 Foresite LLC all rights reserved. The details, templates, drawing formats or any portion of this document generated by Foresite LLC may not be duplicated, traced or used otherwise for any profit-driven enterprise.




**AUTOMATIC TRANSFER SWITCH DETAILS**  
SCALE: N.T.S.

1  
A-6

APPLICANT:  
**T-Mobile**  
**T-MOBILE NORTHEAST LLC**  
35 GRIFFIN ROAD SOUTH  
BLOOMFIELD, CT 06002  
860-692-7100

PROJECT MANAGER  
**NORTHEAST**  
SITE SOLUTIONS  
Turning Wireless Development  
420 MAIN STREET, BLDG 4  
STURBRIDGE, MA 01566  
203-275-6669

CONSULTANT:  
**FORESITE** LLC  
Architects - Engineers - Surveyors  
462 WALNUT STREET, SUITE 1  
NEWTON, MA 02460  
617-212-3123



THIS DOCUMENT IS THE DESIGN PROPERTY AND COPYRIGHT OF FORESITE, LLC. AND FOR THE EXCLUSIVE USE BY THE TITLE CLIENT. DUPLICATION OR USE WITHOUT THE EXPRESS WRITTEN CONSENT OF THE CREATOR IS STRICTLY PROHIBITED. DRAWING SCALES ARE INTENDED FOR 11"x17" SIZE PRINTED MEDIA ONLY. ALL OTHER PRINTED SIZES ARE DEEMED "NOT TO SCALE".

REV	DESCRIPTION	DATE
A	PRELIMINARY	05/27/21

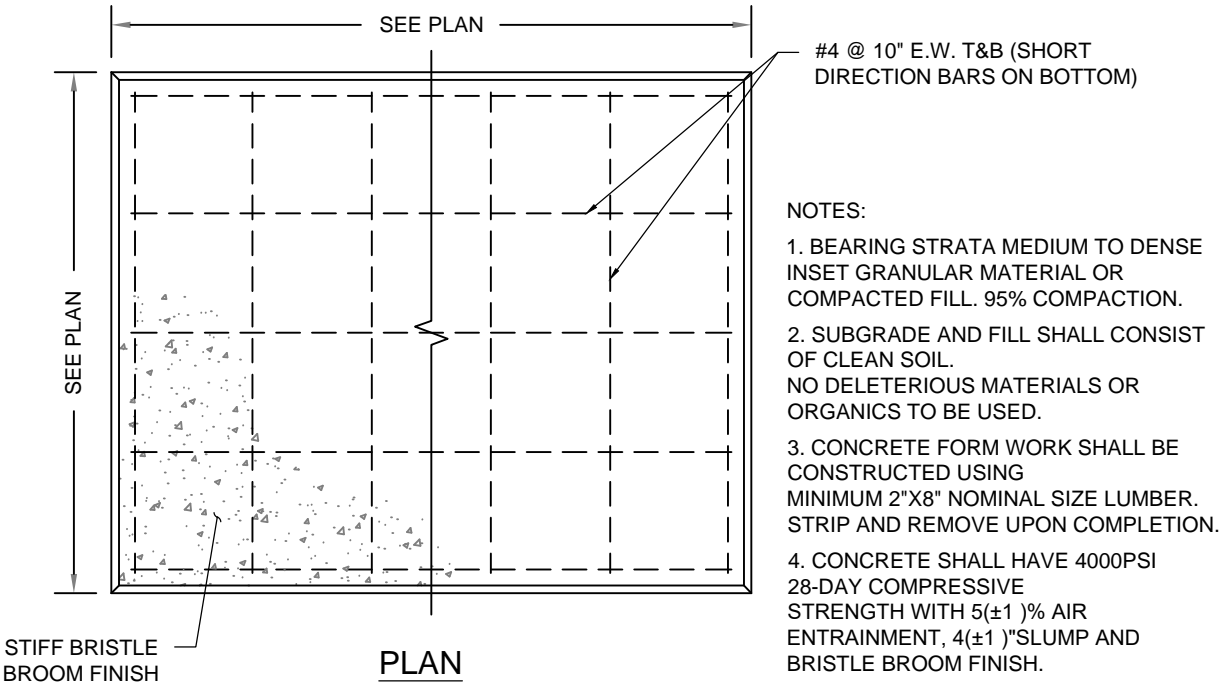
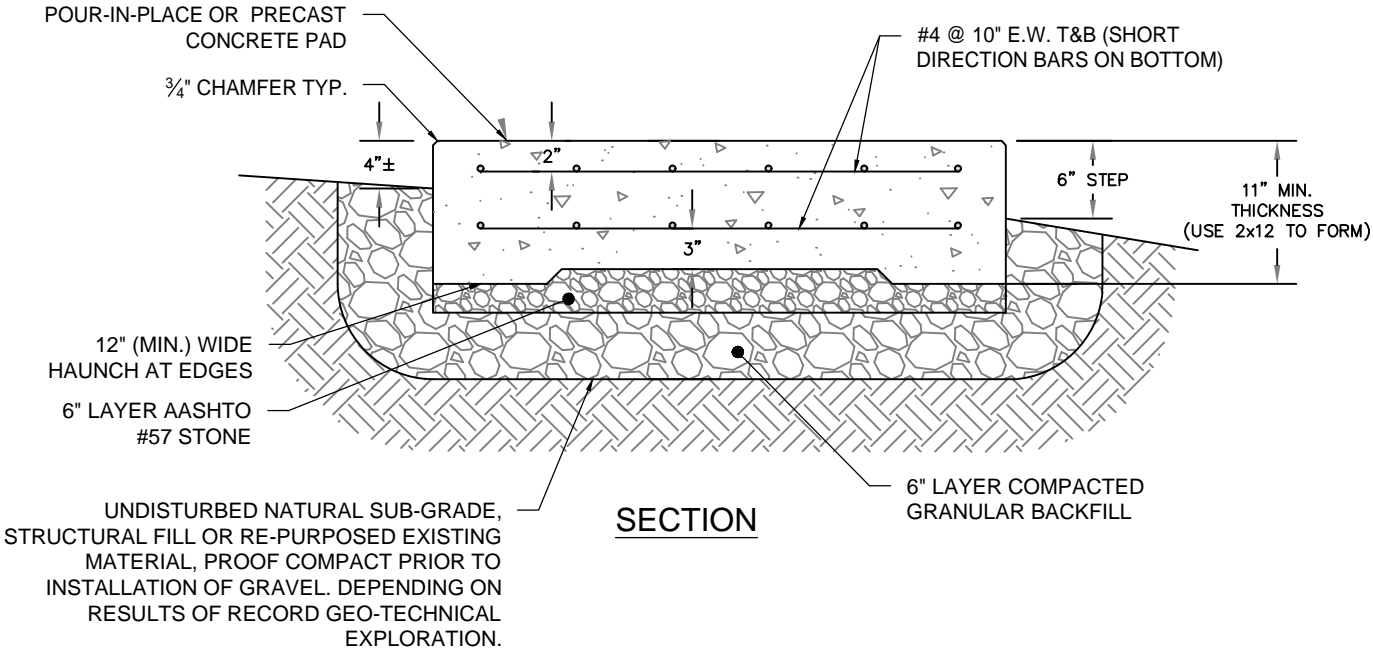
SITE NUMBER: CTHA151A  
SITE NAME: HA151A/BUSHYHILLFD\_MP  
SITE ADDRESS: 345 BUSHY HILL ROAD  
SIMSBURY, CT 06070

SHEET TITLE:  
A-6: AUTOMATIC TRANSFER SWITCH  
DETAILS AND SPECIFICATIONS

Copyright © 2020 Foresite LLC all rights reserved. The details, templates, drawing formats or any portion of this document generated by Foresite LLC may not be duplicated, traced or used otherwise for any profit-driven enterprise.

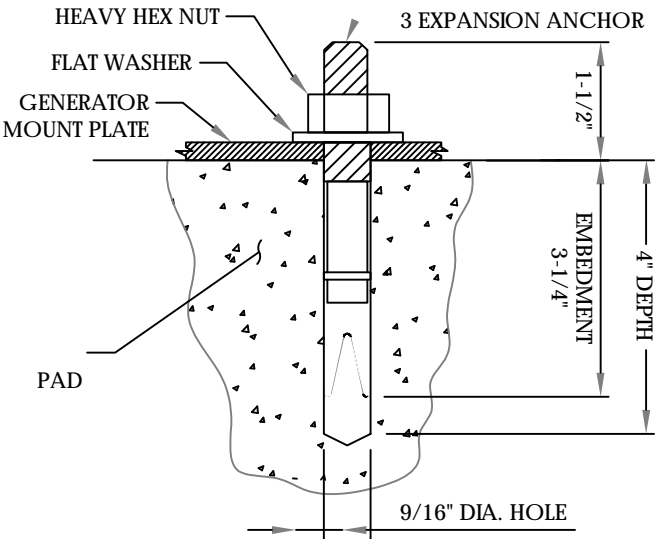
**CONSTRUCTION NOTES:**

- (HAND-DUG UTILITY TRENCH EXCAVATION REQUIRED):
- EXISTING UNDERGROUND UTILITY LOCATIONS ARE UNKNOWN. GENERAL CONTRACTOR SHALL HAND-EXCAVATE TO REQUIRED SUB-GRADE DEPTH, SUFFICIENT TEST HOLES.
- ALL PROPOSED UNDERGROUND UTILITY TRENCHES SHALL BE HAND-EXCAVATE AS REQUIRED.
- GENERAL CONTRACTOR IS RESPONSIBLE FOR ANY REQUIRED SPECIAL TEMPORARY PROTECTION OF, PHYSICAL DAMAGE TO, OR REPAIR OF EXISTING UNDERGROUND CONDUIT INCLUDING RESTORATION OF SERVICE.



**CONCRETE PAD DETAILS**  
SCALE: N.T.S.

1  
A-7



- NOTES:**
1. BOLTS CAN BE INSTALLED 2 DAYS AFTER POURING CONCRETE PROVIDED THE KWIK BOLTS ARE ONLY TIGHTENED TO A SNUG TIGHT CONDITION.
  2. APPLY "HILTI" HIT-RE 500-SD EPOXY TO ALL GAPS TO PREVENT WATER/MOISTURE BUILD-UP.
  3. PROVIDE 6 (SEE MANUFACTURERS INSTALLATION DRAWINGS) ANCHOR BOLTS PER SIDE.

**ANCHORAGE DETAILS**  
SCALE: N.T.S.

2  
A-7

**APPLICANT:**

**T-Mobile**

**T-MOBILE NORTHEAST LLC**

35 GRIFFIN ROAD SOUTH  
BLOOMFIELD, CT 06002  
860-692-7100

**PROJECT MANAGER**

**NORTHEAST SITE SOLUTIONS**  
Turning Wireless Development

420 MAIN STREET, BLDG 4  
STURBRIDGE, MA 01566  
203-275-6669

**CONSULTANT:**

**FORESITE LLC**  
Architects . Engineers . Surveyors

462 WALNUT STREET, SUITE 1  
NEWTON, MA 02460  
617-212-3123

PROFESSIONAL SEAL

THIS DOCUMENT IS THE DESIGN PROPERTY AND COPYRIGHT OF FORESITE, LLC. AND FOR THE EXCLUSIVE USE BY THE TITLE CLIENT. DUPLICATION OR USE WITHOUT THE EXPRESS WRITTEN CONSENT OF THE CREATOR IS STRICTLY PROHIBITED. DRAWING SCALES ARE INTENDED FOR 11"x17" SIZE PRINTED MEDIA ONLY. ALL OTHER PRINTED SIZES ARE DEEMED "NOT TO SCALE".

REV	DESCRIPTION	DATE
A	PRELIMINARY	05/27/21

**SITE NUMBER: CTHA151A**

SITE NAME: HA151A/BUSHYHILLFD\_MP

SITE ADDRESS: 345 BUSHY HILL ROAD  
SIMSBURY, CT 06070

**SHEET TITLE:**

A-7: CONCRETE PAD AND ANCHORAGE DETAILS



Copyright © 2020 Foresite LLC all rights reserved. The details, templates, drawing formats or any portion of this document generated by Foresite LLC may not be duplicated, traced or used otherwise for any profit-driven enterprise.

GENERAL ELECTRICAL NOTES

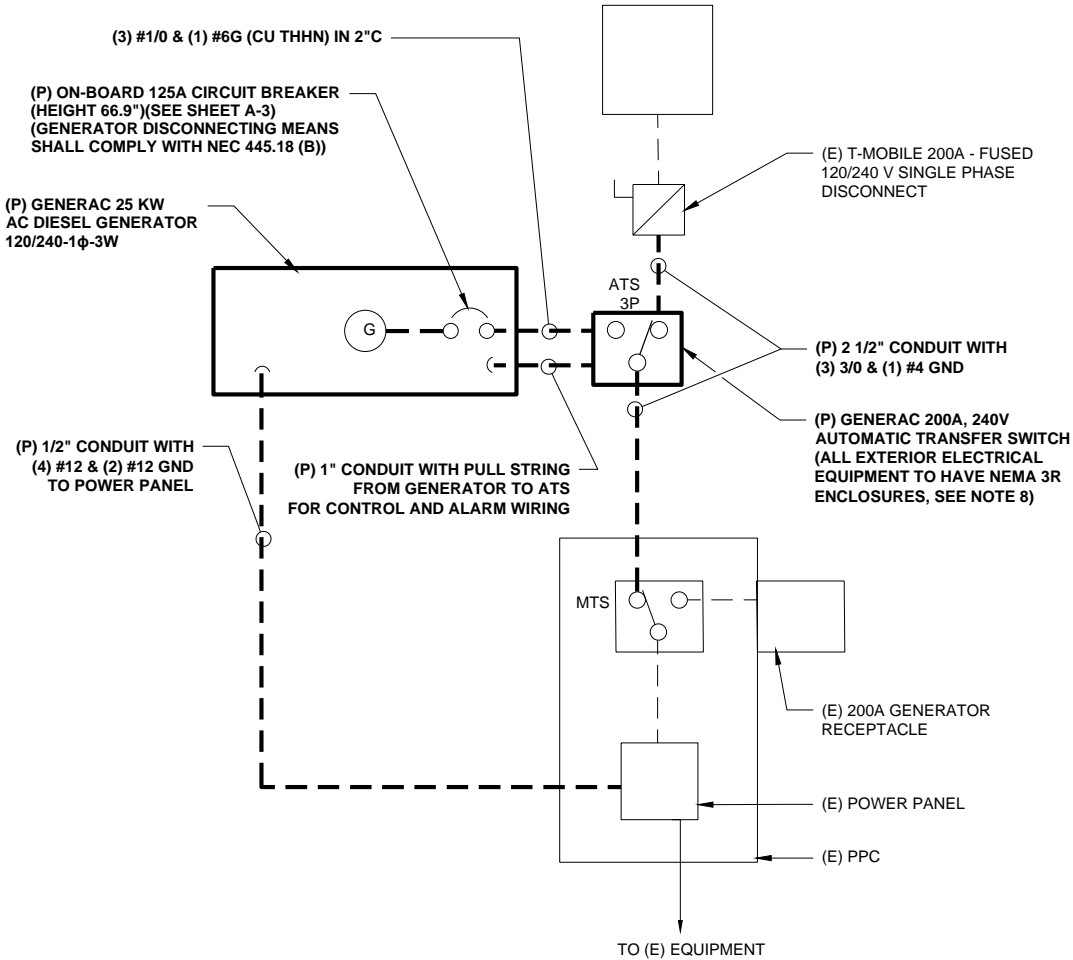
- ALL ELECTRICAL WORK SHALL CONFORM TO THE REQUIREMENTS OF THE NATIONAL ELECTRICAL CODE (NEC) AS WELL AS APPLICABLE STATE AND LOCAL CODES INCLUDING LATEST EDITIONS OF:  
NFPA - NATIONAL FIRE PROTECTION ASSOCIATION  
UL - UNDERWRITERS LABORATORIES  
NEC - 2017 NATIONAL ELECTRICAL CODE NEMA - NATIONAL ELECTRIC MANUFACTURERS ASSOCIATION  
OSHA - OCCUPATIONAL SAFETY AND HEALTH ACT  
IBC - 2015 INTERNATIONAL BUILDING CODE
- ALL ELECTRICAL ITEMS SHALL BE U.L. APPROVED OR LISTED AND PRODUCED PER SPECIFICATION REQUIREMENTS.
- THE ELECTRICAL WORK INCLUDES ALL LABOR AND MATERIAL DESCRIBED BY DRAWINGS AND SPECIFICATION INCLUDING INCIDENTAL WORK TO PROVIDE COMPLETE OPERATING AND APPROVED ELECTRICAL SYSTEM.
- GENERAL CONTRACTOR SHALL PAY FEES FOR PERMITS, AND RESPONSIBLE FOR OBTAINING SAID PERMITS AND COORDINATION OF INSPECTIONS.
- ELECTRICAL AND TELCO WIRING OUTSIDE A BUILDING AND EXPOSED TO WEATHER SHALL BE IN WATER TIGHT GALVANIZED RIGID STEEL CONDUITS OR SCHEDULE 80 PVC (AS PERMITTED BY CODE) ND WHERE REQUIRED IN LIQUID TIGHT FLEXIBLE METAL OR NONMETALLIC CONDUITS.
- RIGID STEEL CONDUITS SHALL BE GROUNDED AT BOTH ENDS.
- ELECTRICAL WIRING SHALL BE COPPER WITH TYPE XHHW, THWN, OR THIN INSULATION.
- ALL EQUIPMENT LOCATED OUTSIDE SHALL HAVE NAME 3R ENCLOSURE.
- GROUNDEDING SHALL COMPLY WITH NEC ART. 250.
- GROUNDEDING COAX CABLE SHIELDS MINIMUM AT BOTH ENDS USING MANUFACTURES COAX CABLE GROUNDEDING KITS SUPPLIED BY PROJECT OWNER.
- USE #6 COPPER STRANDED WIRE WITH GREEN COLOR INSTALLATION FOR ABOVE GRADE GROUNDEDING (UNLESS OTHERWISE SPECIFIED) AND #2 SOLID TINNED BARE COPPER WIRE FOR BELOW GRADE GROUNDEDING AS INDICATED ON THE GROUND.
- ALL GROUND CONNECTION TO BE BURNDY HYGROUND COMPRESSION TYPE CONNECTORS OR CADWELD EXOTHERMIC WELD. DO NOT ALLOW BARE COPPER WIRE TO BE IN CONTACT WITH GALVANIZED STEEL.
- ROUTE GROUNDEDING CONDUCTORS ALONG THE SHORTEST AND STRAIGHTEST PATH POSSIBLE, EXCEPT AS OTHERWISE INDICATED. GROUNDEDING LEADS SHOULD NEVER BE BENT AS RIGHT ANGLE. ALWAYS MAKE AT LEAST 12" RADIUS BENDS. #6 WIRE CAN BE BENT AT 6" RADIUS WHEN NECESSARY BOND ANY METER OBJECTS WITHIN 7 FEET OF PROPOSED EQUIPMENT OR CABINET TO MASTER GROUND BAR.
- CONNECTIONS TO MGB SHALL BE ARRANGED IN THREE MAIN GROUPS: SURGE PROCEDURES (COAXIAL CABLE GROUND KITS, TELCO AND POWER PANEL GROUND); (GROUNDEDING ELECTRODE RING OR BUILDING STEEL); NON-SURGING OBJECTS (EGB GROUND IN RBS UNIT).
- CONNECTIONS TO GROUND BARS SHALL BE MADE WITH TWO HOLE COMPRESSION TYPE COPPER LUGS. APPLY OXIDE INHIBITING COMPOUND TO ALL LOCATIONS.
- APPLY OXIDE INHIBITING COMPOUND TO ALL COMPRESSION TYPE GROUND CONNECTION.
- TEST COMPLETED GROUND SYSTEM AND RECORD RESULTS FOR PROJECT CLOSE-OUT DOCUMENTATION.
- BOND ANY METAL OBJECTS WITHIN 7 FEET OF PROPOSED EQUIPMENT OR CABINET TO MASTER GROUND BAR.
- VERIFY PROPOSED SERVICE UPGRADE WITH LOCAL UTILITY COMPANY PRIOR TO CONSTRUCTION.
- EXISTING UNDERGROUND UTILITY LOCATIONS ARE UNKNOWN. GENERAL CONTRACTOR SHALL HAND-EXCAVATE TO REQUIRED SUB-GRADE DEPTH, SUFFICIENT TEST HOLES OR AS DIRECTED / REQUIRED BY CONSTRUCTION MANAGER. ALL PROPOSED UNDERGROUND UTILITY TRENCHES SHALL BE HAND-EXCAVATE AS REQUIRED. GENERAL CONTRACTOR IS RESPONSIBLE FOR ANY REQUIRED SPECIAL TEMPORARY PROTECTION OF, PHYSICAL DAMAGE TO, OR REPAIR OF EXISTING UNDERGROUND CONDUIT INCLUDING RESTORATION OF SERVICE.
- PROVIDE SLIP JOINS WHERE CONDUITS TRANSITION FROM UNDERGROUND TO ABOVE GROUND.

NOTES:

DIAGRAM AS SHOWN, IS A GENERIC ROUTING SCHEMATIC BASED ON AVAILABLE INFORMATION AND MAY NOT REPRESENT ACTUAL FIELD CONDITIONS. CONTRACTOR SHOULD INSTALL THE GENERATOR, EQUIPMENT AND CONNECTIONS BASED ON VERIFIED ELECTRICAL AUDITS AND PER MANUFACTURER'S INSTALLATION GUIDELINES AS WELL AS ALL APPLICABLE LOCAL AND NATIONAL CODES AND REQUIREMENTS.

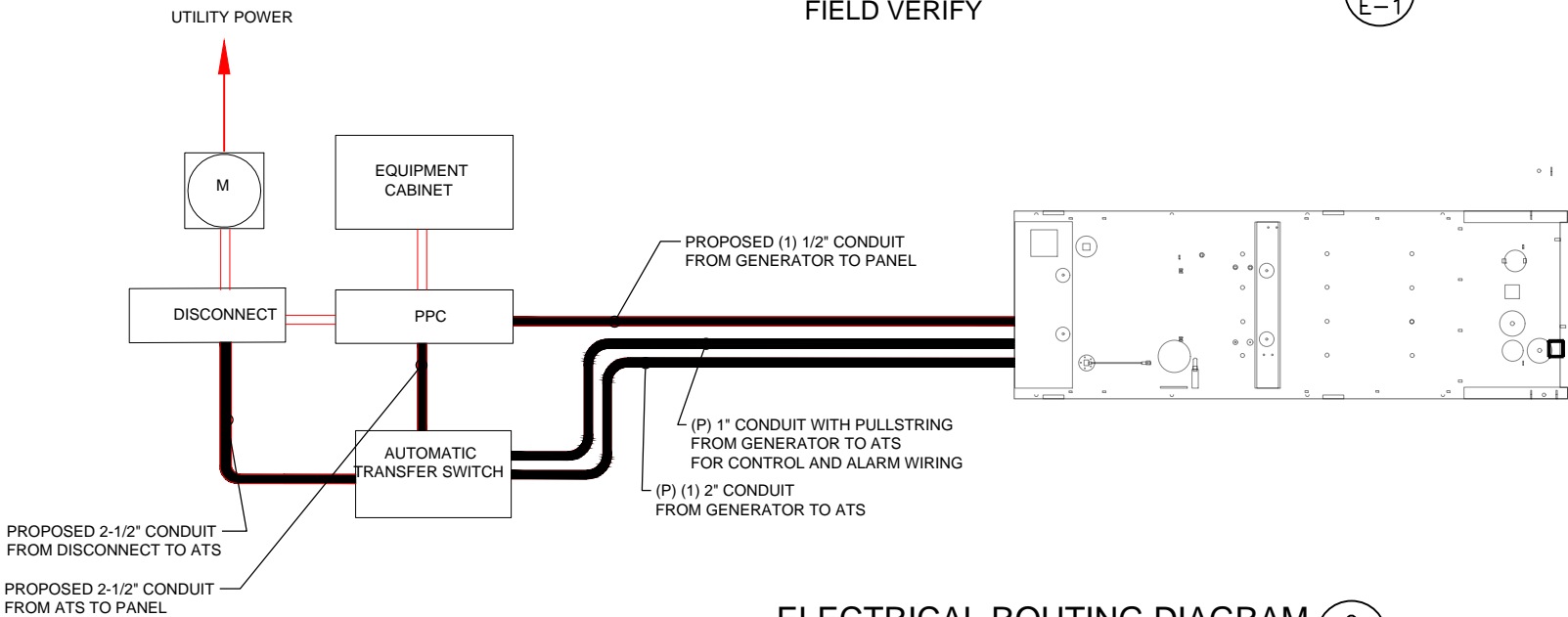
GROUNDEDING NOTES:

- GROUNDEDING SHALL COMPLY WITH NEC ART. 250 AND MANUFACTURER'S RECOMMENDATIONS. TIE INTO THE EXISTING GROUNDEDING SYSTEM.
- CONTRACTOR SHALL INSTALL GROUND RODS ON ALL UNDERGROUND GROUNDEDING RUNS LONGER THAN 10'. GROUND RODS WILL BE INSTALLED ON 20' CENTERS MAXIMUM.
- ALL DOWN CONDUCTORS MUST GO DOWN PER NFPA 780.
- CONTRACTOR SHALL NOTIFY THE CONSTRUCTION MANAGER WHEN THE GROUNDEDING SYSTEM IS COMPLETE. THE CONSTRUCTION MANAGER SHALL INSPECT THE GROUNDEDING SYSTEM PRIOR TO BACKFILLING.
- CONTRACTOR MY USE EXISTING CONDUITS AND CONDUCTORS PROVIDED THEY ARE IN GOOD CONDITION AND ARE SUFFICIENTLY RATED.



TYP. ONE LINE DIAGRAM  
FIELD VERIFY

1  
E-1



ELECTRICAL ROUTING DIAGRAM  
SCALE: N.T.S

2  
E-1

APPLICANT:

**T-Mobile**  
**T-MOBILE NORTHEAST LLC**

35 GRIFFIN ROAD SOUTH  
BLOOMFIELD, CT 06002  
860-692-7100

PROJECT MANAGER




420 MAIN STREET, BLDG 4  
STURBRIDGE, MA 01566  
203-275-6669

CONSULTANT:

**FORESITE** LLC  
Architects . Engineers . Surveyors

462 WALNUT STREET, SUITE 1  
NEWTON, MA 02460  
617-212-3123



THIS DOCUMENT IS THE DESIGN PROPERTY AND COPYRIGHT OF FORESITE, LLC. AND FOR THE EXCLUSIVE USE BY THE TITLE CLIENT. DUPLICATION OR USE WITHOUT THE EXPRESS WRITTEN CONSENT OF THE CREATOR IS STRICTLY PROHIBITED. DRAWING SCALES ARE INTENDED FOR 11"x17" SIZE PRINTED MEDIA ONLY. ALL OTHER PRINTED SIZES ARE DEEMED "NOT TO SCALE".

REV	DESCRIPTION	DATE
A	PRELIMINARY	05/27/21

SITE NUMBER: CTHA151A

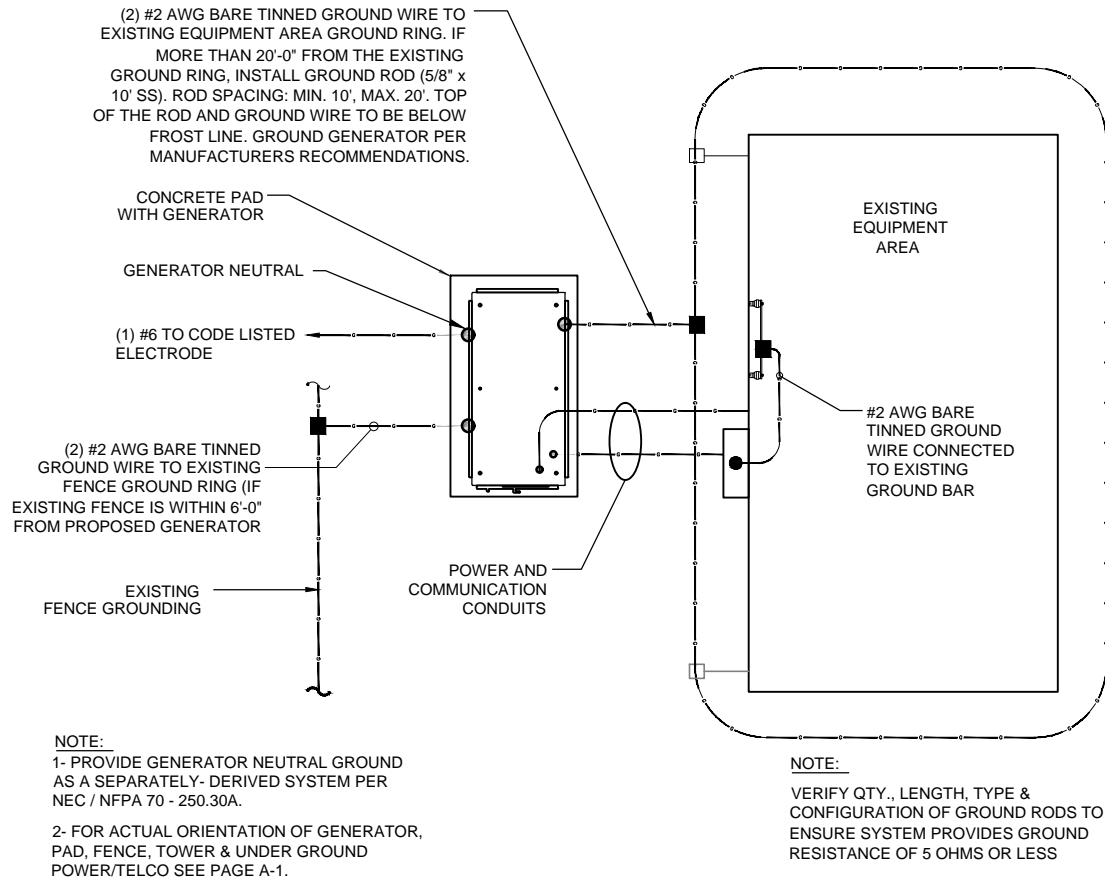
SITE NAME: HA151A/BUSHYHILLFD\_MP

SITE ADDRESS: 345 BUSHY HILL ROAD  
SIMSBURY, CT 06070

SHEET TITLE:

E-1: ELECTRICAL DETAILS

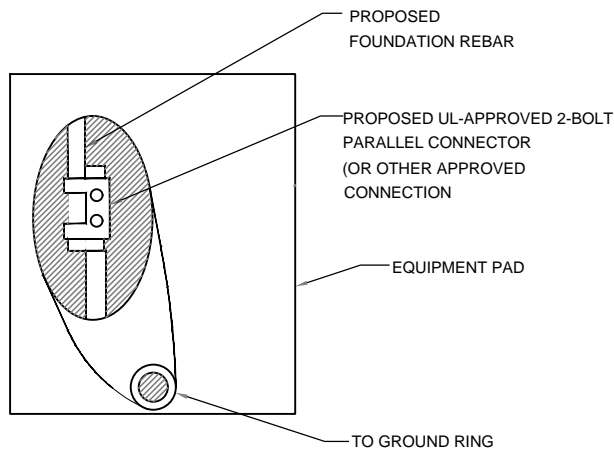
Copyright © 2020 Foresite LLC all rights reserved. The details, templates, drawing formats or any portion of this document generated by Foresite LLC may not be duplicated, traced or used otherwise for any profit-driven enterprise.



GROUND PLAN 1  
NTS

NOTES:

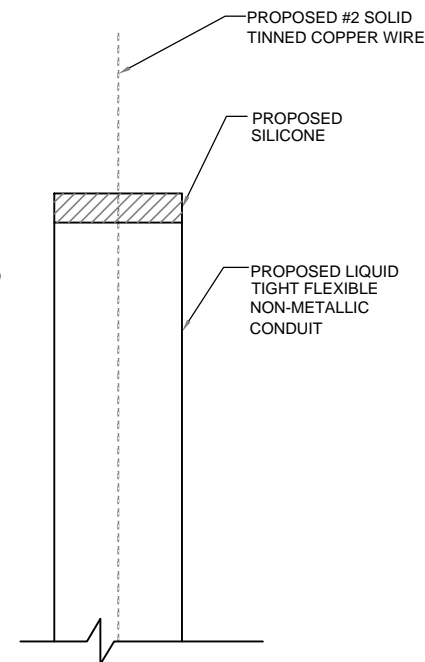
1. CONNECTION SHALL BE COVERED BY NO LESS THAN 2" OF CONCRETE.
2. ATTEMPT TO MAKE CONNECTION TO A 6'-0" RUN OF REBAR OR GREATER.
3. APPLY HEAT SHRINK OR ELECTRICAL TAPE AROUND THE CONDUCTOR TO AVOID CORROSION.



EQUIPMENT PAD GROUNDING 2  
NTS

NOTE:

CONTRACTOR TO USE CLEAR OR GRAY SILICONE AS NECESSARY TO SEAL LIQUID TIGHT FLEXIBLE NON-METALLIC CONDUIT.



GROUND WIRE WEATHERPROOFING 3  
NTS

APPLICANT:  
**T-Mobile**  
**T-MOBILE NORTHEAST LLC**  
35 GRIFFIN ROAD SOUTH  
BLOOMFIELD, CT 06002  
860-692-7100

PROJECT MANAGER  
**NORTHEAST SITE SOLUTIONS**  
Turning Wireless Development  
420 MAIN STREET, BLDG 4  
STURBRIDGE, MA 01566  
203-275-6669

CONSULTANT:  
**FORESITE LLC**  
Architects . Engineers . Surveyors  
462 WALNUT STREET, SUITE 1  
NEWTON, MA 02460  
617-212-3123

THIS DOCUMENT IS THE DESIGN PROPERTY AND COPYRIGHT OF FORESITE, LLC. AND FOR THE EXCLUSIVE USE BY THE TITLE CLIENT. DUPLICATION OR USE WITHOUT THE EXPRESS WRITTEN CONSENT OF THE CREATOR IS STRICTLY PROHIBITED. DRAWING SCALES ARE INTENDED FOR 11"x17" SIZE PRINTED MEDIA ONLY. ALL OTHER PRINTED SIZES ARE DEEMED "NOT TO SCALE".

REV	DESCRIPTION	DATE
A	PRELIMINARY	05/27/21


SITE NUMBER: CTHA151A  
SITE NAME: HA151A/BUSHYHILLFD\_MP  
SITE ADDRESS: 345 BUSHY HILL ROAD  
SIMSBURY, CT 06070

SHEET TITLE:  
G-1: GROUNDING DETAILS

# Exhibit D

## **Generac RD025 Design Document**

Diesel, AC, 25kW External Fill Tank Model#7192-0 SKU#33651



The following are responsible for this project document:

Kevin Smith

SR. Engineer (770) 256-3594

Project Design Spec Revision	1.0	Last Date:08/23/2018	5/14/2018
Final doc URL (~Dnnnnn):			
Location	Use the InfoRouter Search (Advanced) putting the Document ID (nnnnnn without the D) to find the location of the master document.		
Template URL:	<a href="http://docs.eng.t-mobile.com/InfoRouter/docs/~D423750">http://docs.eng.t-mobile.com/InfoRouter/docs/~D423750</a> Slightly updated 1/2011		



## Table of Contents

<b>1</b>	<b>Introduction / Project Summary .....</b>	<b>3</b>
1.1	Purpose of Project .....	3
1.2	Feature Description .....	3
1.3	Dimensions .....	3
<b>2</b>	<b>Fuel Tanks.....</b>	<b>4</b>
<b>3</b>	<b>RXSC200A3 ATS/ Controller .....</b>	<b>4</b>
3.1	Hardware .....	4
<b>4</b>	<b>Architecture/Alarms.....</b>	<b>7</b>
4.1	Interfaces and Alarming .....	7
<b>5</b>	<b>Regulatory Requirements .....</b>	<b>9</b>
<b>6</b>	<b>Configuration/Diagrams .....</b>	<b>9</b>
<b>7</b>	<b>Maintenance.....</b>	<b>14</b>

# 1 Introduction / Project Summary

## 1.1 Purpose of Project

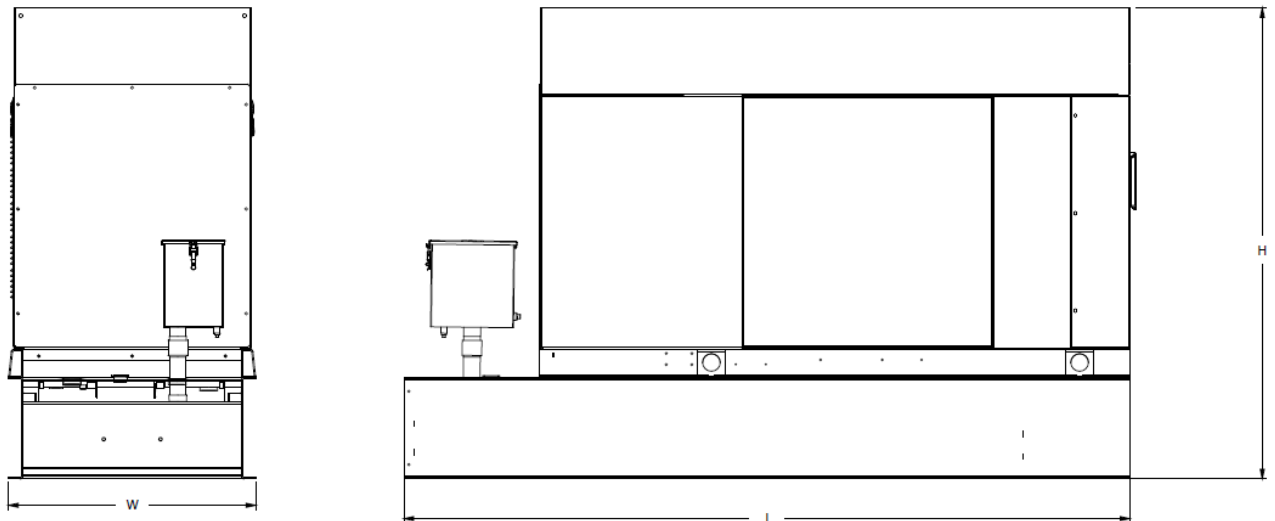
T-Mobile's nationwide cell site hardening plan is providing a refuellable backup power system capable of powering a site for a minimum of 48 hours before refueling is required. The purpose of this project is to give T-Mobile customers reliable service during power outages and provide a sufficient layer of coverage. This design document is for Generac's RD025 model#7192-0, which is a Diesel AC generator with a capacity of 25kW.

## 1.2 Feature Description

The Generac RD025 is a 25kW AC, diesel generator is one of the generators selected as part of the T-Mobile RFP in support of the nationwide cell site hardening plan. The RD025 has a Level 2 acoustic enclosure, 3 phase sensing, and  $\pm 0.25\%$  digital voltage regulation. It is equipped with RS232, RS485 and canbus remote ports and Evolution control panel. It is also equipped with a automatic transfer switch, the RXSC200A3 (Automatic Transfer Switch) Controls the process of transferring commercial AC power and generator power. The RXSC200A3 is a 200Amp, switch that is programmed to perform engine test runs and also has adjustable engine run time capabilities. For RXSC200A3 Owners Manual and full feature descriptions [LINK](#).

## 1.3 Dimensions

The dimensions of a level 2 Acoustic Enclosure L x W x H in inches 103.4 x 35 x 91.7. T-Mobile requires a 36-inch radius around the generator that will cover the 18" door swing on the generator.

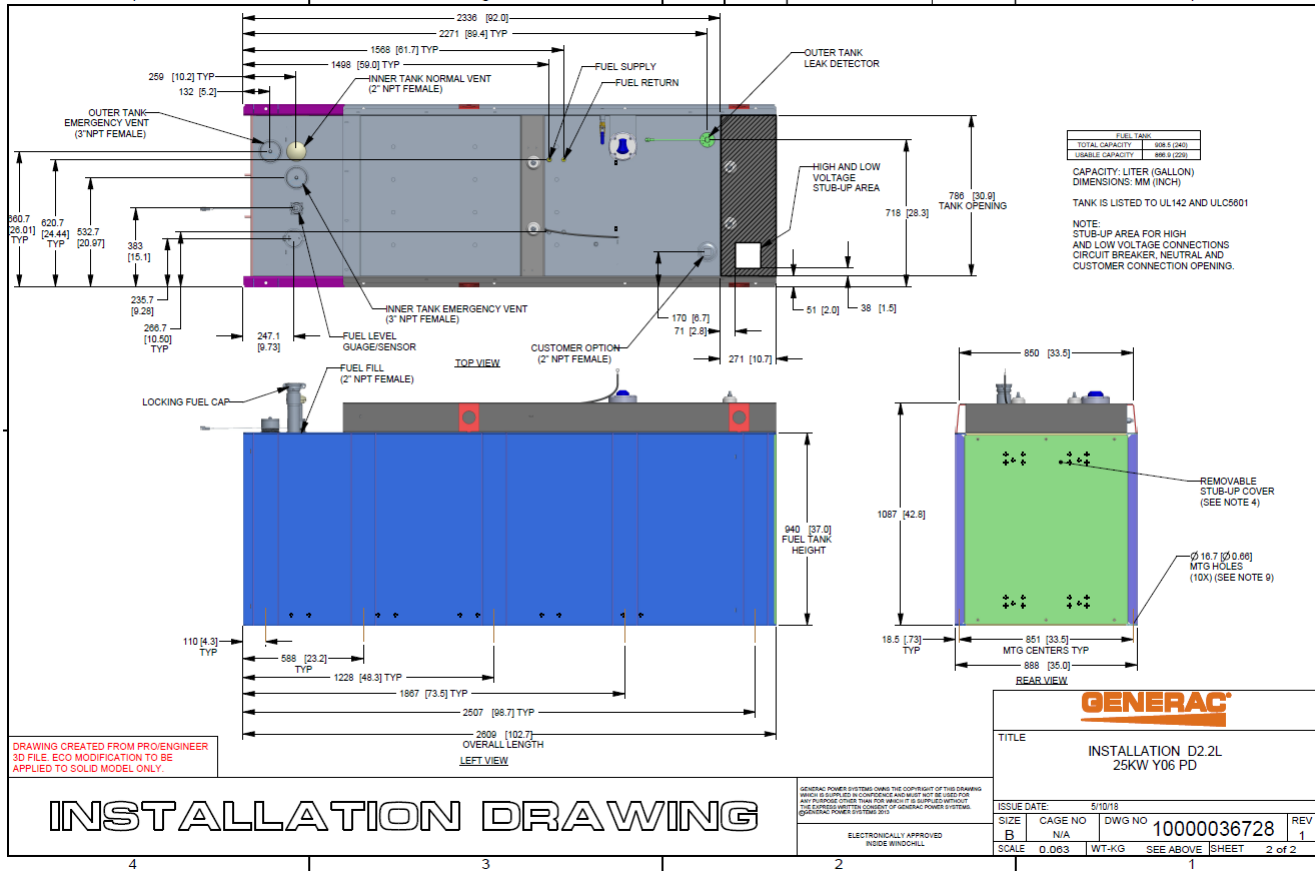


Weights and Dimensions

Unit Weight - lbs	Unit Weight with Skid - lbs	Dimensions (L x W x H) - in
2,123	2,161	103.4 x 35.0 x 73.8

## 2 Fuel Tanks

The RD025 has a 102.7" 240 Gallon Double-Wall UL142 Base tank to provide 98 hours of backup power at full load deployed on site. Below is the Install drawing for the 240-gallon tank for the RD025kW.



## 3 RXSC200A3 ATS/ Controller

### 3.1 Hardware

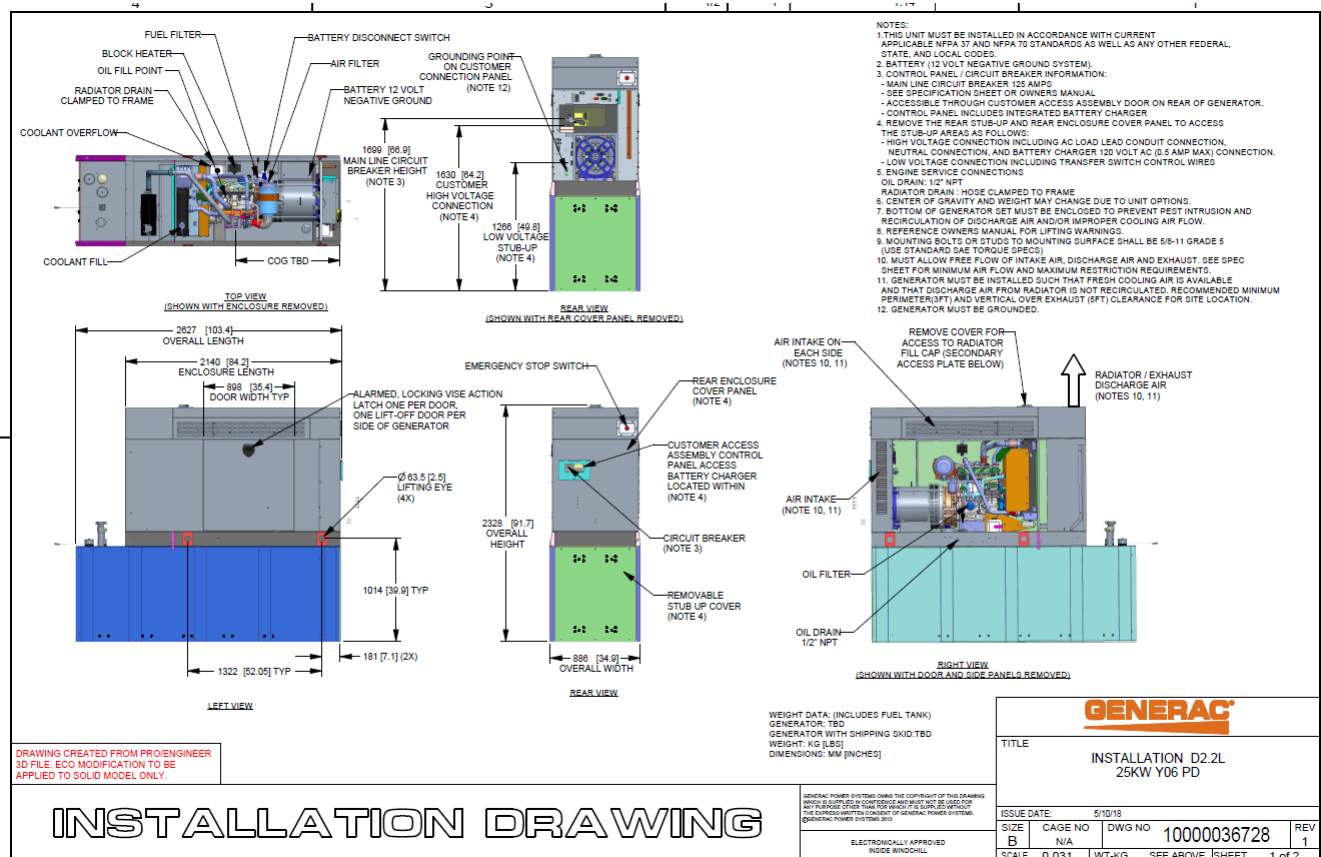
The RD025 will come with a RXSC200A3 and an Evolution controller. The sites considered for the RD025 should not have a DC power consumption above 20kW

RXSC200A3 [Link](#)

RXSC200A3 install drawing [Link](#)

Evolution controller spec sheet [Link](#)

RD025 installation drawings and supporting documentation [Link](#)

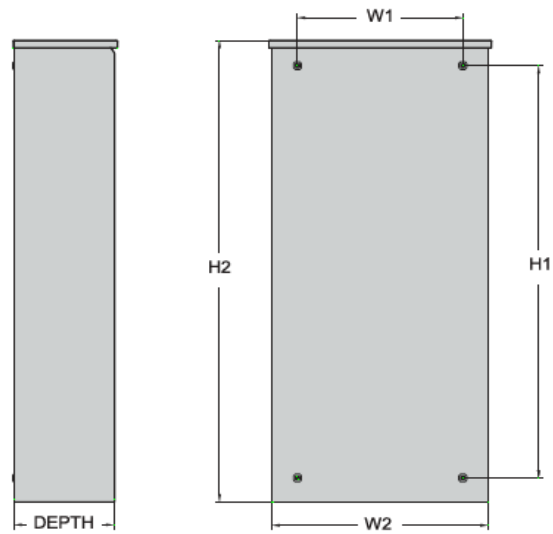


### 3.2 RXSC200A3 Automatic Transfer Switch

The RXSC200A3 (Automatic Transfer Switch) is equipped with the following functions. Utility voltage drop-out <65%. Timer to Generator start: 10 second factory set, adjustable between 2-1500 seconds. Engine Warm up delay: 5 seconds. Standby Voltage Sensor: 65% for 5 seconds. Utility Voltage Pickup >80%. Re-Transfer Time Delay: 15 seconds. Engine Cool-Down Timer: 60 seconds. Exerciser: 5 or 12 minute adjustable weekly/by-weekly/monthly. The transfer switch can also be operated manually without power applied

## RXSC200A3 Dimensions

Model		RXSC200A3
Height (in./mm)	H1	17.24/437.9
	H2	20/508
Width (in./mm)	W1	12.5/317.5
	W2	14.6/370.8
Depth (in./mm)		7.09/180.1
Weight (lbs./kilos)		20/9.07



## 4 Architecture/Alarms

### 4.1 Interfaces and Alarming

The generator will be monitored by external alarms, conduit and cat five cables have to be installed from the Evolution Controllers Low Voltage Box located in the Generac generator to the appropriate cell site equipment. Nokia FSEB or FSEE and in Ericsson the SAU.

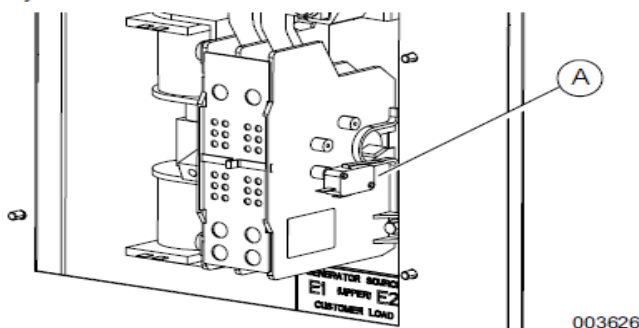
At a Nokia site, this connection is at the FSEB or an FSEE module. For the wiring diagram and instructions for the FSEB click the [Link](#). (The FSEE is the Nokia module that will be replacing the FSEB. For details on the FSEE contact: HQNokiaCellsiteDesigns@T-Mobile.com)

Ericsson sites will connect to the SAU module via OVP Expansion Kit for 8 External Alarms. Product number: UTOVP-ALM8EXP. For the wiring diagram and instructions for this click the [link](#).

The RXSC200A3 has auxiliary contacts that will facilitate the *ATS in Emergency position* alarm and will be a Normally Closed contact. Below is the wiring schematic for this contact and it can be found in the RXSC200A3 owners manual.

#### Auxiliary Contact

See [Figure 3-4](#). If desired, there is one normally-closed Auxiliary Contact (A) on the transfer switch to operate customer accessories, remote advisory lights, or remote annunciator devices. A suitable power source must be connected to the common terminal. If needed, an extra auxiliary contact can be added.



**Figure 3-4. Auxiliary Contact**

The auxiliary contact is normally closed when the transfer switch is in utility mode. The contacts will open when the transfer switch is in the standby power mode.

**NOTE:** Auxiliary Contact is rated 10 amps at 125 or 250 volts AC, and 0.6 amps at 125 volts DC.

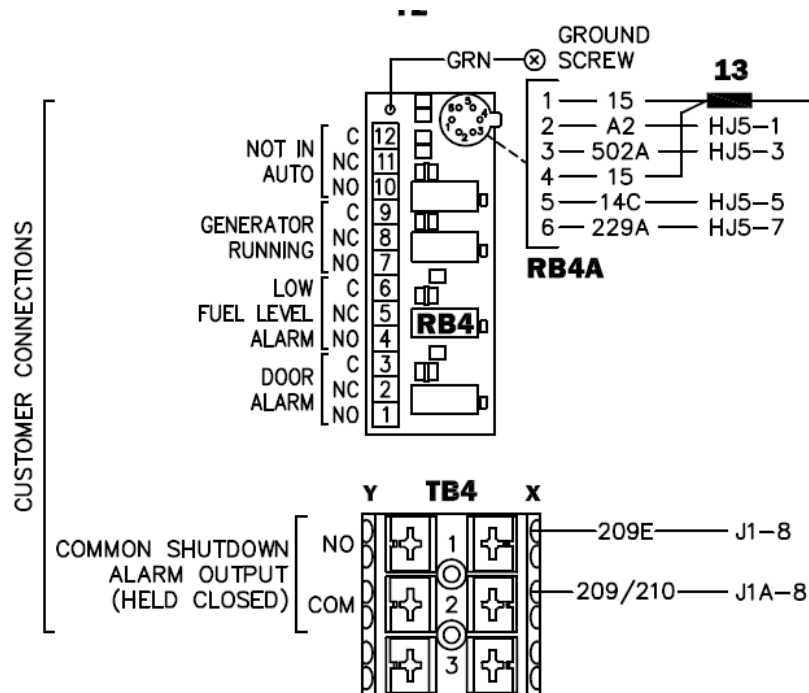
#### **CAUTION**

Equipment damage. Exceeding rated voltage and current will damage the auxiliary contacts. Verify that voltage and current are within specification before energizing this equipment.

(000134a)

T-Mobile has four relays available from the Generac controller that are user-defined. T-Mobile can have four-alarm categories and a limitless number of subcategories. T-Mobile will utilize Normally Closed (NC) dry contacts for alarms in Low Voltage Connection box in the spare outputs section. Ericsson cabinets need to be equipped with the alarm expansion kit (UTOVP-ALM8EXP) to handle external alarms.

### Customer Connections Inside the RD025



### Ericsson UTOVP- ALM8EXP



#### UTOVP-ALM8EXP

#### Product no

UTOVP-ALM8EXP

NFD30234/08

RPM777143/01200

#### OVP Expansion Kit for 8 External Alarms Qty

#### Denomination

OVP Expansion Kit for 8 External Alarms 1

OVERVOLTAGE ARRESTER/OVP-ALM 8 1

CABLE WITH CONNECTOR/SIGNAL CABLE 2

Evolution Controller Customer Connections	Nokia FSEB Alarm Connections 13-24	T-Mobile Standard Alarms
NC#8-Gen Running	NC 4110 grd 4111 pin 13	Generator Running
NC#11-Not In Auto	NC 4110 grd 4111 pin 14	Generator Alarm Critical
NC#2-Door Alarm	NC 4110 grd 4111 pin 15	Generator Alarm NSI
NC#5-Low Fuel	NC 4110 grd 4111 pin 16	Low Fuel
RXSC200A3-Auxiliary Contacts	NC 4110 grd 4111 pin 17	ATS in Emergency Position

Evolution Controller Customer Connections	Ericsson Alarm 8expConnections	T-Mobile Standard Alarms
NC#8- Gen. Running	NC - A5	Generator Running
NC#11-Not In Auto	NC - A6	Generator Alarm Critical
NC#2-Door Alarm	NC - A7	Generator Alarm NSI
NC#5-Low Fuel	NC - A8	Low Fuel
RXSC200A3-Auxiliary Contacts	NC - A9	ATS in Emergency Position

## 5 Regulatory Requirements

Level 2 Acoustic Enclosure provides a noise level of 67.5dBA. It is EPA certified and meets NFPA 99 and 110 requirements(NFPA National Fire Protection Association). The RD025 generator engines is a tier 4 engine and meets the EPA final standards.

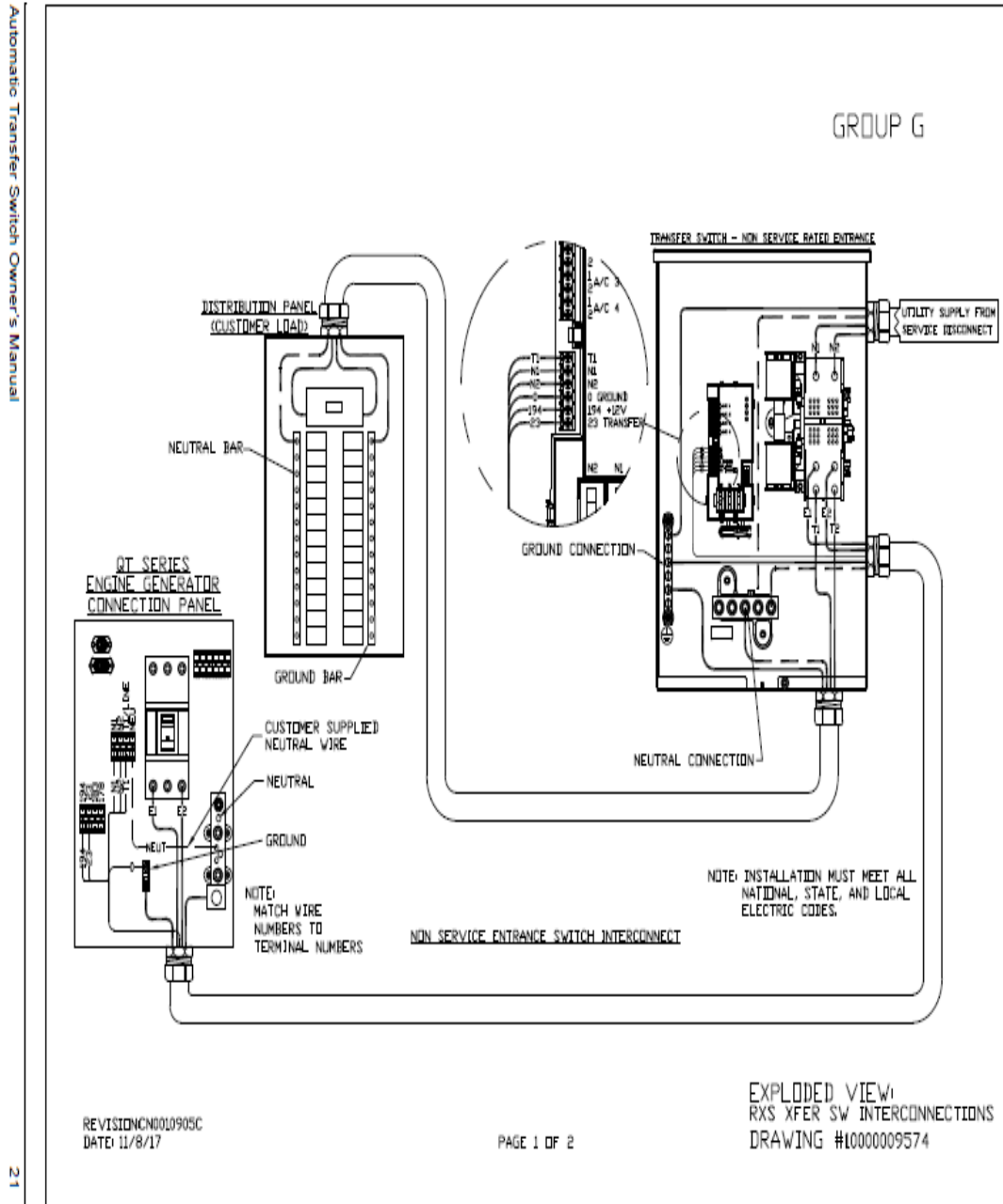
## 6 Configuration/Diagrams

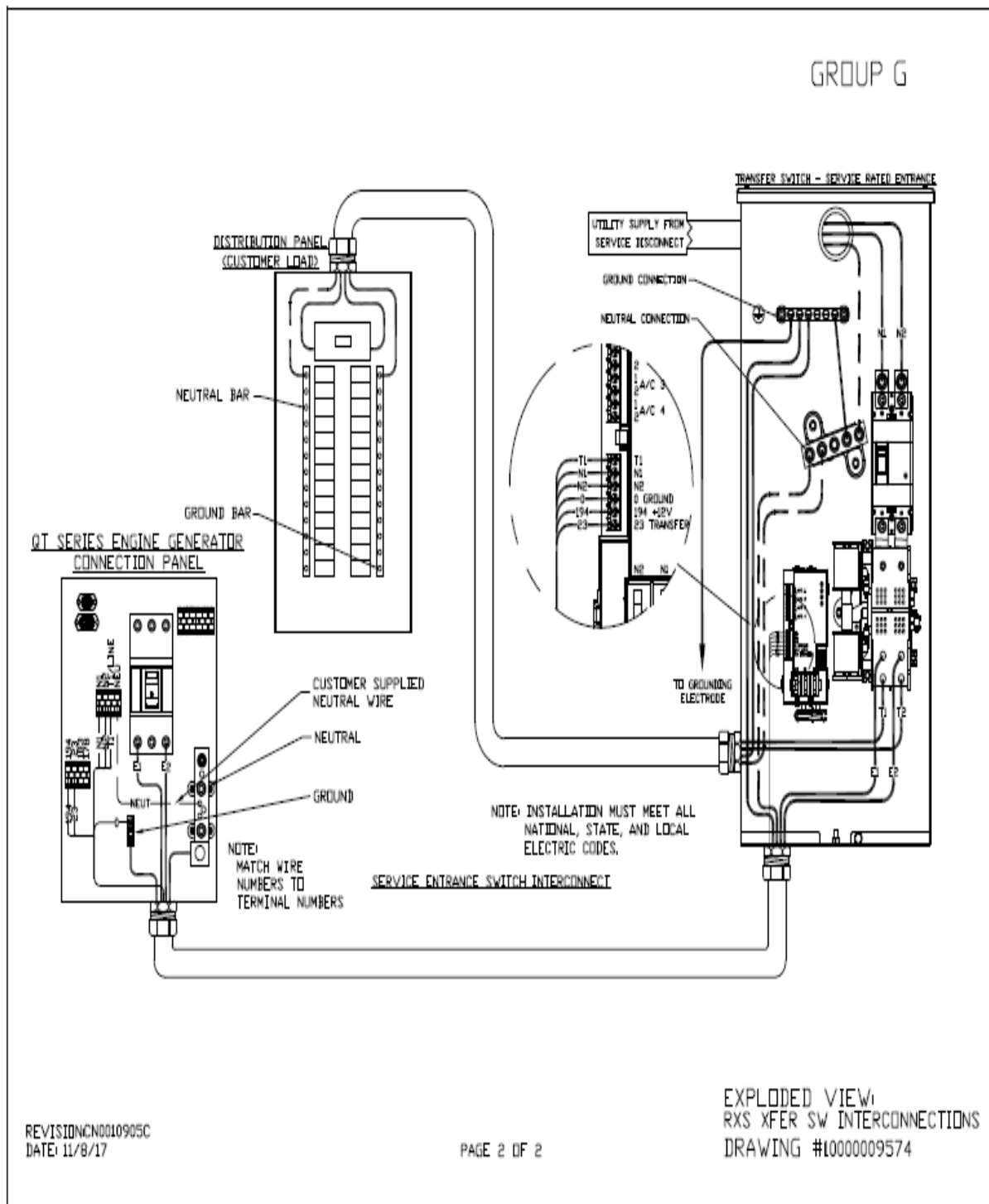
The physical configuration of the Generator and the RXSC200A3 is, ATS before the PPC to ensure overcurrent protection when commercial power is restored. The RD025 and the RXSC200A3 has to be wired to Commercial AC power.



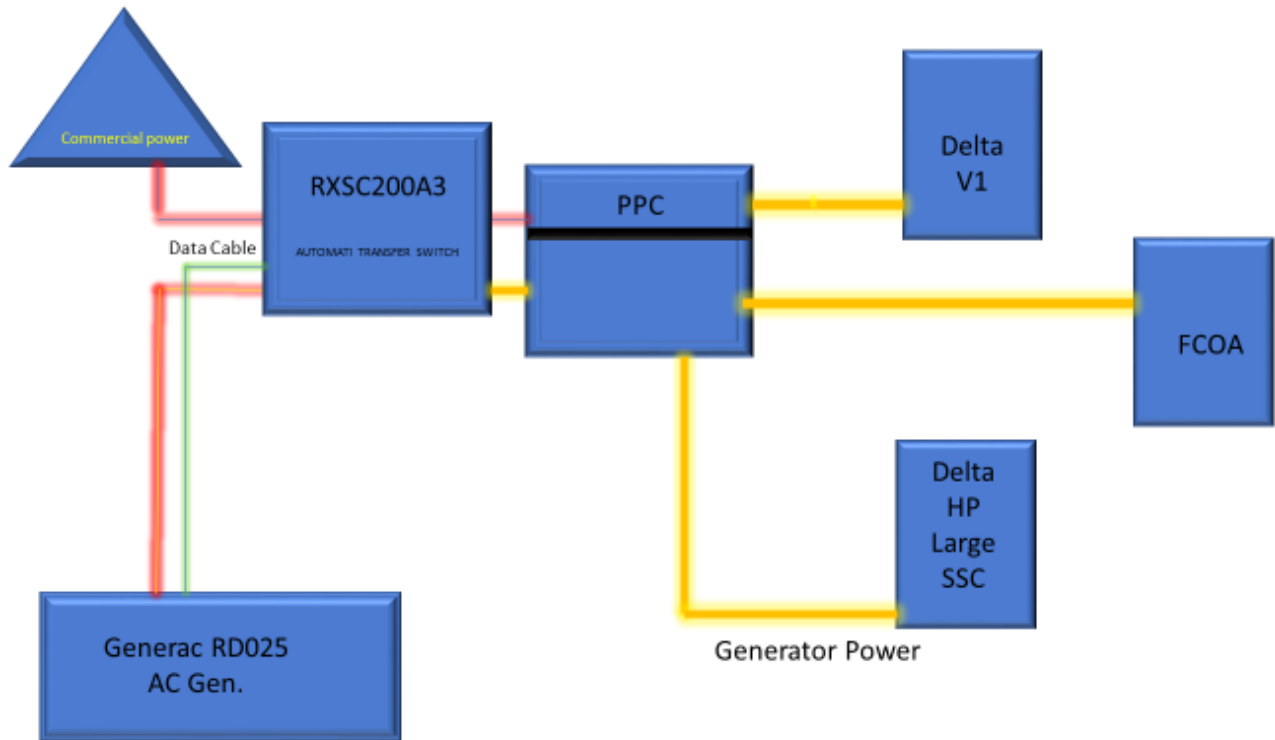
## Commercial Power Connection Points On The RXSC200A3

Interconnection Drawings  
No. 10000009574 (Part 1 of 2) — Liquid-Cooled Generator





## Compound Diagram:



## 7 Maintenance

---

T-Mobile is recommending preventive maintenance to be performed every 250 hours of run-time or every 12 months, whichever comes first.



T-Mobile requires this minimum service checklist for the generator engine:

- Check engine mounts and support. Tighten fasteners.
- Check all the engine hoses and clamps for proper fit, and any signs of cracking and fatigue from wear.
- Inspect all belts for signs of cracking and fatigue from wear and adjust for proper tension.
- Inspect the exhaust system for leaks, burns and wet stacking. Drain exhaust line and tighten any clamps and flange bolts.
- Inspect silencer and plumbing for leaks, cracks or any other signs of wear.
- Inspect the system for fuel, oil and coolant leaks and signs of corrosion.
- Replace water separator.
- Replace water filter/ conditioner.
- Check Anti-Freeze (Spector-Analysis).
- Check coolant level and add, if needed.
- Inspect radiator mounting for signs or wear and cracking.
- Inspect/ clean air filter and change per manufacturer specifications.
- Inspect air intakes and outlets and tighten clamps and brackets, if applicable.
- Replace fuel filter.
- Inspect the carburetor fuel injection system, fuel injection pump and choke, if equipped. Adjust to manufacturers specifications.
- Change engine oil, oil filter and record the date on the filter casing.
- Check engine heater operation, if equipped.
- Check and adjust the battery charger operations, and charge rate within the manufacturer's recommended operating specifications.

- Inspect the battery housing, hardware connections, and cables for corrosion and wear.
- Check the battery electrolyte levels and specific gravity levels.
- Load test generator battery.
- Check, adjust and record generator output voltage, as necessary.
- Check and record the alternator charge rate.
- During inspection run the generator for 30 minutes under load. During this time, and after the engine is at full operational speed and has reached engine operating temperature; determine and record the condition of all inspection points: oil pressure, water/ coolant temperature, Fuel pressure, generator gauge, indicator operations, generator battery.
- Check the engine timing and adjust to manufacturers specifications, if necessary.
- Inspect, adjust and record governor and frequency, if necessary.
- Verify that the low fuel alarm is operational and configured correctly to trigger when the fuel tank reaches 50% of fuel tank capacity.

Check fuel level and refuel the generator during the preventive/ corrective maintenance visit.

# Exhibit E

 <b>Click-N-Ship®</b>	
<b>P</b>	usps.com <b>US POSTAGE</b> Flat Rate Env \$7.95 9405 5036 9930 0429 9149 63 0079 5000 0010 6051 U.S. POSTAGE PAID Click-N-Ship®
07/01/2021	Mailed from 01566
<b>PRIORITY MAIL 2-DAY™</b>	
DEBORAH CHASE NORTHEAST SITE SOLUTIONS, LLC 420 MAIN ST STE 2 STURBRIDGE MA 01566-1359 Expected Delivery Date: 07/06/21 Ref#: HA151A-NHP <b>0006</b>	
SHIP TO: LISA MATTHEWS CT SITING COUNCIL 10 FRANKLIN SQ NEW BRITAIN CT 06051-2655 <b>C006</b>	
<b>USPS TRACKING #</b>  <b>9405 5036 9930 0429 9149 63</b>	
Electronic Rate Approved #038555749	

— ✂ — Cut on dotted line.

## Instructions

- Each Click-N-Ship® label is unique. Labels are to be used as printed and used only once. DO NOT PHOTO COPY OR ALTER LABEL.
- Place your label so it does not wrap around the edge of the package.
- Adhere your label to the package. A self-adhesive label is recommended. If tape or glue is used, DO NOT TAPE OVER BARCODE. Be sure all edges are secure.
- To mail your package with PC Postage®, you may schedule a Package Pickup online, hand to your letter carrier, take to a Post Office™, or drop in a USPS collection box.
- Mail your package on the "Ship Date" you selected when creating this label.

## Click-N-Ship® Label Record

<b>USPS TRACKING # :</b> <b>9405 5036 9930 0429 9149 63</b>	
Trans. #: 537188029 Print Date: 06/28/2021 Ship Date: 07/01/2021 Expected Delivery Date: 07/06/2021	Priority Mail® Postage: <b>\$7.95</b> Total: <b>\$7.95</b>
<b>From:</b> DEBORAH CHASE NORTHEAST SITE SOLUTIONS, LLC 420 MAIN ST STE 2 STURBRIDGE MA 01566-1359 Ref#: HA151A-NHP	
<b>To:</b> LISA MATTHEWS CT SITING COUNCIL 10 FRANKLIN SQ NEW BRITAIN CT 06051-2655	
<small>* Retail Pricing Priority Mail rates apply. There is no fee for USPS Tracking® service on Priority Mail service with use of this electronic rate shipping label. Refunds for unused postage paid labels can be requested online 30 days from the print date.</small>	



Thank you for shipping with the United States Postal Service!  
 Check the status of your shipment on the USPS Tracking® page at usps.com



# Exhibit F

## Deborah Chase

---

**From:** Deborah Chase  
**Sent:** Tuesday, July 13, 2021 6:48 AM  
**To:** 'ewellman@simsbury-ct.gov'  
**Subject:** 345 Bushy Hill Road, Simsbury CT 06070 T-Mobile EM Application (CTHA151A-NHP)  
**Attachments:** 345 BUSHY HILL ROAD, SIMSBURY CT 06070 T-MOBILE EM APPLICATION (CTHA151A-NHP).pdf

Dear First Selectman Wellman,

Attached please find T-Mobile's exempt modification application that is being submitted to the

Connecticut Siting Council today, July 13, 2021 for the above referenced address.

In light of the present circumstances with Covid-19, the Council has advised that electronic notification of this filing is acceptable.

If you could kindly confirm receipt.

Thank you very much

**Deborah Chase**

Senior Project Coordinator & Analyst

Mobile: 860-490-8839



🌱 Save a tree. Refuse. Reduce. Reuse. Recycle.

## Deborah Chase

---

**From:** Deborah Chase  
**Sent:** Tuesday, July 13, 2021 6:50 AM  
**To:** 'mglidden@simsbury-ct.gov'  
**Subject:** 345 Bushy Hill Road, Simsbury CT 06070 T-Mobile EM Application (CTHA151\_NHP)  
**Attachments:** 345 BUSHY HILL ROAD, SIMSBURY CT 06070 T-MOBILE EM APPLICATION (CTHA151A-NHP).pdf

Dear Director Glidden,

Attached please find T-Mobile's exempt modification application that is being submitted to the

Connecticut Siting Council today, July 13, 2021 for the above referenced address.

In light of the present circumstances with Covid-19, the Council has advised that electronic notification of this filing is acceptable.

If you could kindly confirm receipt.

Thank you very much

**Deborah Chase**

Senior Project Coordinator & Analyst

Mobile: 860-490-8839



🌱 Save a tree. Refuse. Reduce. Reuse. Recycle.

## Deborah Chase

---

**From:** Deborah Chase  
**Sent:** Tuesday, July 13, 2021 6:55 AM  
**To:** 'lbarkowski@simsbury-ct.gov'  
**Subject:** 345 Bushy Hill Road, Simsbury CT 06070 T-Mobile EM Application (CTHA151A-NHP)  
**Attachments:** 345 BUSHY HILL ROAD, SIMSBURY CT 06070 T-MOBILE EM APPLICATION (CTHA151A-NHP).pdf

Dear Ms. Barkowski,

Attached please find T-Mobile's exempt modification application that is being submitted to the

Connecticut Siting Council today, July 13, 2021 for the above referenced address.

In light of the present circumstances with Covid-19, the Council has advised that electronic notification of this filing is acceptable.

If you could kindly confirm receipt.

Thank you very much

**Deborah Chase**

Senior Project Coordinator & Analyst

Mobile: 860-490-8839



🌳 Save a tree. Refuse. Reduce. Reuse. Recycle.

## Deborah Chase

---

**From:** Deborah Chase  
**Sent:** Tuesday, July 13, 2021 6:53 AM  
**To:** 'James Baldis'  
**Subject:** 345 Bushy Hill Road, Simsbury CT 06070 T-Mobile EM Application (CTHA151A-NHP)  
**Attachments:** 345 BUSHY HILL ROAD, SIMSBURY CT 06070 T-MOBILE EM APPLICATION (CTHA151A-NHP).pdf

Dear Mr. Baldis,

Attached please find T-Mobile's exempt modification application that is being submitted to the

Connecticut Siting Council today, July 13, 2021 for the above referenced address.

In light of the present circumstances with Covid-19, the Council has advised that electronic notification of this filing is acceptable.

If you could kindly confirm receipt.

Thank you very much



**Deborah Chase**

Senior Project Coordinator & Analyst

Mobile: 860-490-8839



🌳 Save a tree. Refuse. Reduce. Reuse. Recycle.

 <b>Click-N-Ship®</b>	
<b>P</b>	usps.com <b>US POSTAGE</b> Flat Rate Env 07/14/2021 Mailed from 01566
9405 5036 9930 0442 7752 44 0079 5000 0010 6070	
<b>U.S. POSTAGE PAID</b> Click-N-Ship®	
<b>PRIORITY MAIL 2-DAY™</b>	
DEB CHASE NORTHEAST SITE SOLUTIONS.COM 420 MAIN ST STE 1 STURBRIDGE MA 01566-1359	Expected Delivery Date: 07/17/21 Ref#: HA151-NHP <b>0006</b>
SHIP TO: ERIC WELLMAN 933 HOPMEADOW ST SIMSBURY CT 06070-1822	
<b>USPS TRACKING #</b>  <b>9405 5036 9930 0442 7752 44</b>	
Electronic Rate Approved #038555749	

✂ ————— Cut on dotted line.

## Instructions



- Each Click-N-Ship® label is unique. Labels are to be used as printed and used only once. DO NOT PHOTO COPY OR ALTER LABEL.
- Place your label so it does not wrap around the edge of the package.
- Adhere your label to the package. A self-adhesive label is recommended. If tape or glue is used, DO NOT TAPE OVER BARCODE. Be sure all edges are secure.
- To mail your package with PC Postage®, you may schedule a Package Pickup online, hand to your letter carrier, take to a Post Office™, or drop in a USPS collection box.
- Mail your package on the "Ship Date" you selected when creating this label.

## Click-N-Ship® Label Record

<b>USPS TRACKING # :</b> <b>9405 5036 9930 0442 7752 44</b>	
Trans. #: 538235365 Print Date: 07/13/2021 Ship Date: 07/14/2021 Expected Delivery Date: 07/17/2021	Priority Mail® Postage: <b>\$7.95</b> Total: <b>\$7.95</b>
<b>From:</b> DEB CHASE NORTHEAST SITE SOLUTIONS.COM 420 MAIN ST STE 1 STURBRIDGE MA 01566-1359	
<b>To:</b> ERIC WELLMAN 933 HOPMEADOW ST SIMSBURY CT 06070-1822	
Ref#: HA151-NHP	
<small>* Retail Pricing Priority Mail rates apply. There is no fee for USPS Tracking® service on Priority Mail service with use of this electronic rate shipping label. Refunds for unused postage paid labels can be requested online 30 days from the print date.</small>	



Thank you for shipping with the United States Postal Service!  
 Check the status of your shipment on the USPS Tracking® page at usps.com

 <b>Click-N-Ship®</b>	
<b>P</b>	usps.com <b>US POSTAGE</b> Flat Rate Env 07/14/2021 Mailed from 01566
9405 5036 9930 0442 7752 51 0079 5000 0010 6070	
<b>U.S. POSTAGE PAID</b> Click-N-Ship®	
<b>PRIORITY MAIL 2-DAY™</b>	
DEB CHASE NORTHEAST SITE SOLUTIONS.COM 420 MAIN ST STE 1 STURBRIDGE MA 01566-1359	Expected Delivery Date: 07/17/21 Ref#: HA151-NHP <b>0006</b>
SHIP TO: MICHAEL GLIDDEN 933 HOPMEADOW ST SIMSBURY CT 06070-1822	
<b>USPS TRACKING #</b>  <b>9405 5036 9930 0442 7752 51</b>	
Electronic Rate Approved #038555749	

✂ ————— Cut on dotted line.

## Instructions



- Each Click-N-Ship® label is unique. Labels are to be used as printed and used only once. DO NOT PHOTO COPY OR ALTER LABEL.
- Place your label so it does not wrap around the edge of the package.
- Adhere your label to the package. A self-adhesive label is recommended. If tape or glue is used, DO NOT TAPE OVER BARCODE. Be sure all edges are secure.
- To mail your package with PC Postage®, you may schedule a Package Pickup online, hand to your letter carrier, take to a Post Office™, or drop in a USPS collection box.
- Mail your package on the "Ship Date" you selected when creating this label.

## Click-N-Ship® Label Record

<b>USPS TRACKING # :</b> <b>9405 5036 9930 0442 7752 51</b>	
Trans. #: 538235365 Print Date: 07/13/2021 Ship Date: 07/14/2021 Expected Delivery Date: 07/17/2021	Priority Mail® Postage: <b>\$7.95</b> Total: <b>\$7.95</b>
<b>From:</b> DEB CHASE NORTHEAST SITE SOLUTIONS.COM 420 MAIN ST STE 1 STURBRIDGE MA 01566-1359	
<b>To:</b> MICHAEL GLIDDEN 933 HOPMEADOW ST SIMSBURY CT 06070-1822	
Ref#: HA151-NHP	
<small>* Retail Pricing Priority Mail rates apply. There is no fee for USPS Tracking® service on Priority Mail service with use of this electronic rate shipping label. Refunds for unused postage paid labels can be requested online 30 days from the print date.</small>	



Thank you for shipping with the United States Postal Service!  
 Check the status of your shipment on the USPS Tracking® page at usps.com

 <b>Click-N-Ship®</b>	
<b>P</b>	usps.com <b>US POSTAGE</b> Flat Rate Env \$7.95 9405 5036 9930 0442 7752 68 0079 5000 0010 6070 07/14/2021 Mailed from 01566
<b>PRIORITY MAIL 2-DAY™</b>	
DEB CHASE NORTHEAST SITE SOLUTIONS.COM 420 MAIN ST STE 1 STURBRIDGE MA 01566-1359	Expected Delivery Date: 07/17/21 Ref#: HA151-NHP <b>0006</b>
SHIP TO: LAURA BARKOWSKI 933 HOPMEADOW ST SIMSBURY CT 06070-1822	
<b>USPS TRACKING #</b>  <b>9405 5036 9930 0442 7752 68</b>	
Electronic Rate Approved #038555749	

✂ ————— Cut on dotted line.

## Instructions

- Each Click-N-Ship® label is unique. Labels are to be used as printed and used only once. DO NOT PHOTO COPY OR ALTER LABEL.
- Place your label so it does not wrap around the edge of the package.
- Adhere your label to the package. A self-adhesive label is recommended. If tape or glue is used, DO NOT TAPE OVER BARCODE. Be sure all edges are secure.
- To mail your package with PC Postage®, you may schedule a Package Pickup online, hand to your letter carrier, take to a Post Office™, or drop in a USPS collection box.
- Mail your package on the "Ship Date" you selected when creating this label.



## Click-N-Ship® Label Record

<b>USPS TRACKING # :</b> <b>9405 5036 9930 0442 7752 68</b>	
Trans. #: 538235365 Print Date: 07/13/2021 Ship Date: 07/14/2021 Expected Delivery Date: 07/17/2021	Priority Mail® Postage: <b>\$7.95</b> Total: <b>\$7.95</b>
<b>From:</b> DEB CHASE NORTHEAST SITE SOLUTIONS.COM 420 MAIN ST STE 1 STURBRIDGE MA 01566-1359	
<b>To:</b> LAURA BARKOWSKI 933 HOPMEADOW ST SIMSBURY CT 06070-1822	
Ref#: HA151-NHP	
<small>* Retail Pricing Priority Mail rates apply. There is no fee for USPS Tracking® service on Priority Mail service with use of this electronic rate shipping label. Refunds for unused postage paid labels can be requested online 30 days from the print date.</small>	



Thank you for shipping with the United States Postal Service!  
 Check the status of your shipment on the USPS Tracking® page at usps.com



 <b>Click-N-Ship®</b>	
<b>P</b>	<small>usps.com</small> <b>US POSTAGE</b> <small>Flat Rate Env</small> <b>U.S. POSTAGE PAID</b> <small>Click-N-Ship®</small>
07/14/2021	Mailed from 01566
<b>PRIORITY MAIL 2-DAY™</b>	
DEB CHASE NORTHEAST SITE SOLUTIONS.COM 420 MAIN ST STE 1 STURBRIDGE MA 01566-1359	Expected Delivery Date: 07/17/21 Ref#: HA151-NHP <b>0006</b>
SHIP TO: JAMES BALDIS 345 BUSHY HILL RD SIMSBURY CT 06070-2601	
<b>USPS TRACKING #</b>  <b>9405 5036 9930 0442 7752 75</b>	
Electronic Rate Approved #038555749	



Cut on dotted line.

## Instructions

- Each Click-N-Ship® label is unique. Labels are to be used as printed and used only once. DO NOT PHOTO COPY OR ALTER LABEL.
- Place your label so it does not wrap around the edge of the package.
- Adhere your label to the package. A self-adhesive label is recommended. If tape or glue is used, DO NOT TAPE OVER BARCODE. Be sure all edges are secure.
- To mail your package with PC Postage®, you may schedule a Package Pickup online, hand to your letter carrier, take to a Post Office™, or drop in a USPS collection box.
- Mail your package on the "Ship Date" you selected when creating this label.

## Click-N-Ship® Label Record

<b>USPS TRACKING # :</b> <b>9405 5036 9930 0442 7752 75</b>	
Trans. #: 538235365 Print Date: 07/13/2021 Ship Date: 07/14/2021 Expected Delivery Date: 07/17/2021	Priority Mail® Postage: <b>\$7.95</b> Total: <b>\$7.95</b>
<b>From:</b> DEB CHASE NORTHEAST SITE SOLUTIONS.COM 420 MAIN ST STE 1 STURBRIDGE MA 01566-1359	
<b>To:</b> JAMES BALDIS 345 BUSHY HILL RD SIMSBURY CT 06070-2601	
Ref#: HA151-NHP	
<small>* Retail Pricing Priority Mail rates apply. There is no fee for USPS Tracking® service on Priority Mail service with use of this electronic rate shipping label. Refunds for unused postage paid labels can be requested online 30 days from the print date.</small>	



Thank you for shipping with the United States Postal Service!  
Check the status of your shipment on the USPS Tracking® page at usps.com