

JONATHAN H. SCHAEFER

One State Street
Hartford, CT 06103
Main (860) 275-8200
Fax (860) 275-8299
jschaefer@rc.com
Direct (860) 275-8349

Also admitted in Massachusetts
and Vermont

April 8, 2026

Melanie A. Bachman, Esq.
Executive Director/Staff Attorney
Connecticut Siting Council
10 Franklin Square
New Britain, CT 06051

Re: **TS-VER-112-240628 – Cellco Partnership d/b/a Verizon Wireless – Wireless
Telecommunications Facility at 62 Babbitt Hill Road, Pomfret, Connecticut**


Minor Equipment Changes

Dear Attorney Bachman:

On behalf of Cellco Partnership d/b/a Verizon Wireless (“Cellco”), I respectfully request Siting Council (“Council”) staff approval of an equipment change at the approved 62 Babbitt Hill Road wireless facility. Due to equipment availability, Cellco will be installing a different antenna, model NHH-65B-HG-R2B in lieu of the JAHH-65B-R3B model originally approved. Cellco will also be installing a different remote radio head model, model RF4801d-25A in lieu of the RF4439d-25A model originally approved.

Attached are specifications for the new antenna and remote radio head and an updated Structural Analysis and Mount Analysis confirming that the tower is capable of supporting the new antenna and remote radio head. Please contact me if you have any questions or need any additional information.

Sincerely,




Jonathan H. Schaefer

Copy to:

Alex Tyurin
Catherine Ware
Chris Stouffer

34240663-v1

NHH-65B-HG-R2B



6-port Next Generation High Performance sector antenna, 2x 698–896 and 4x 1695–2200 MHz, 65° HPBW, 2x RET

- Designed to reduce SUB 1 alarm triggers with pattern consistency between low band and mid band
- Enhanced interference mitigation for improved SINR and throughput
- Interleaved dipole technology results into an attractive, low wind load mechanical package
- Antenna optimized for higher gain with improved radiation efficiency
- Internal SBTs allow remote RET control from the radio over the RF jumper cable
- Powered by ANDREW’s next generation high-efficiency SEED® technology

General Specifications

Antenna Type	Sector
Band	Multiband
Color	Light Gray (RAL 7035)
Grounding Type	RF connector body grounded to reflector and mounting bracket
Performance Note	Outdoor usage
Radome Material	Fiberglass, UV resistant
Radiator Material	Copper Low loss circuit board
Reflector Material	Aluminum
RF Connector Interface	4.3-10 Female
RF Connector Location	Bottom
RF Connector Quantity, mid band	4
RF Connector Quantity, low band	2
RF Connector Quantity, total	6


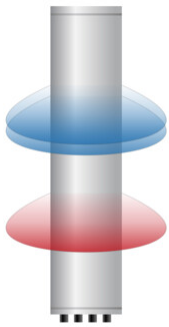
Remote Electrical Tilt (RET) Information

RET Hardware	CommRET v2
RET Interface	8-pin DIN Female 8-pin DIN Male
RET Interface, quantity	2 female 2 male
Input Voltage	10–30 Vdc
Internal Bias Tee	Port 1 Port 3
Internal RET	Low band (1) Mid band (1)
Power Consumption, active state, maximum	10 W

NHH-65B-HG-R2B

Power Consumption, idle state, maximum	2 W
Protocol	3GPP/AISG 2.0 (Single RET)
Dimensions	
Width	301 mm 11.85 in
Depth	180 mm 7.087 in
Length	1828 mm 71.969 in
Net Weight, antenna only	20.5 kg 45.195 lb


Array Layout



Array ID	Frequency (MHz)	RF Connector	RET (SRET)	AISG No.	SBT RF PORT	SBT No.	RET UID
R1	698-896	1 - 2	1	AISG1	1	1	CPxxxxxxxxxxxxxxxxR1
B1	1695-2200	3 - 4	2	AISG2	3	2	CPxxxxxxxxxxxxxxxxB1
B2	1695-2200	5 - 6					

(Sizes of colored boxes are not true depictions of array sizes)

Port Configuration



NHH-65B-HG-R2B

Electrical Specifications

Impedance	50 ohm
Operating Frequency Band	1695 – 2200 MHz 698 – 896 MHz
Polarization	±45°

Electrical Specifications

	R1	R1	B1,B2	B1,B2	B1,B2
Frequency Band, MHz	698–798	824–896	1695–1880	1850–1990	1920–2200
RF Port	1,2	1,2	3,4,5,6	3,4,5,6	3,4,5,6
Gain, dBi	15.6	15.8	18.6	18.8	19
Beamwidth, Horizontal, degrees	65	61	64	64	63
Beamwidth, Vertical, degrees	11.3	9.8	5.5	5.2	4.9
Beam Tilt, degrees	0–14	0–14	0–7	0–7	0–7
USLS (First Lobe), dB	16	16	18	19	20
Front-to-Back Ratio at 180°, dB	29	29	36	35	35
Isolation, Cross Polarization, dB	25	25	25	25	25
VSWR Return loss, dB	1.5 14.0	1.5 14.0	1.5 14.0	1.5 14.0	1.5 14.0
PIM, 3rd Order, 2 x 20 W, dBc	-153	-153	-153	-153	-153
Input Power per Port at 50°C, maximum, watts	300	300	250	250	250

Mechanical Specifications

Wind Loading @ Velocity, frontal	278.0 N @ 150 km/h (62.5 lbf @ 150 km/h)
Wind Loading @ Velocity, lateral	230.0 N @ 150 km/h (51.7 lbf @ 150 km/h)
Wind Loading @ Velocity, maximum	537.0 N @ 150 km/h (120.7 lbf @ 150 km/h)
Wind Loading @ Velocity, rear	282.0 N @ 150 km/h (63.4 lbf @ 150 km/h)
Wind Speed, maximum	241 km/h (150 mph)

Packaging and Weights

Width, packed	380 mm 14.961 in
Depth, packed	295 mm 11.614 in
Length, packed	1956 mm 77.008 in

NHH-65B-HG-R2B

Weight, gross

31.8 kg | 70.107 lb

Regulatory Compliance/Certifications

Agency

Classification

CHINA-ROHS

Below maximum concentration value

REACH-SVHC

Compliant as per SVHC revision on www.andrew.com/ProductCompliance

ROHS

Compliant

UK-ROHS

Compliant



Included Products

BSAMNT-3

- Wide Profile Antenna Downtilt Mounting Kit for 2.4 - 4.5 in (60 - 115 mm) OD round members. Kit contains one scissor top bracket set and one bottom bracket set.

* Footnotes

Performance Note

Severe environmental conditions may degrade optimum performance

[AWS/PCS 4T8R 640W] Specification

SAMSUNG

Item	4T8R ORU (640W)	
Product Name	RF4801d-25A	
Product Code	SFG-ARR9J	
Air interface	LTE, NR	
Band	B25(B2)	B66(B4)
Frequency	DL : 1930~1995 MHz	DL : 2110~2200 MHz
	UL : 1850~1915 MHz	UL : 1710~1780 MHz
IBW	65 MHz	90 MHz(DL) / 70 MHz (UL)
OBW	30 MHz	60 MHz
Carrier Bandwidth	LTE: 5/10/15/20 MHz, NR: 5/10/15/20/25/30/40 MHz	
# of carriers	3 carriers	5 carriers
Total # of carriers	6 carriers + AWS4(SDL) 1 carrier	
RF Chain	4T8R, 4T4R, 2T4R*, 2T4R+2T4R bi-sector*, 2T2R+2T2R bi-sector*	
RF Output Power	Total: 640 W (4x80W+4x80W or 4x60+4x100W)	
	4 x 80 W	4 x 100 W
Spectrum Analyzer	TX/RX Support	
RX Sensitivity	LTE: Typ. -104.6dBm@1Rx (SCS 15kHz, 25RBs 5MHz) NR : Typ. -104.4dBm@1Rx (SCS 15kHz, 25RBs 5MHz)	
Modulation	256QAM support, (1024QAM with 1~2 dB power back-off)	
Input Power	-48 VDC (-44 ~ -57 VDC)**	
Power Consumption	Typical 1810 Watt@ 100% RF load, room temp Typical 1940 Watt@ 100% RF load, all temp	
Size (WHD)	440x550x184 mm (17.3x21.7x7.2 inch)	
Volume	44.5 L	
Weight (w/o Solar Shield)	39.9 kg (87.96 lb.)	
Operating Temperature	-40°C (-40°F) ~ 55°C (131°F) (Without solar load)	
Cooling	Natural convection	
Unwanted Emission	3GPP 36.104	3GPP 36.104
	[B2] : FCC 47 CFR 24.238	[B66] : FCC 47 CFR 27.53 h)
	[BAS filtering] -30 dBm/100 kHz@2109.45 MHz per port -32 dBm/100 kHz@2108.95 MHz per port	
CPRI Cascade	Not supported	
Optic Interface	25 Gbps x 2 port (15/30km Bi-di or 15km tunable DWDM Duplex)	
RET & TMA Interface	AISG 3.0	
Bias-T	4 ports (2 ports per band)	
Mounting Options	Pole, wall, tower	
NB-IoT	2GB or 2IB or 1GB+1IB	
# of antenna port	8	
External Alarm	4Rx	
Fronthaul Interface	Opt. 7-2x	
Compression	BFPC 9bit	

* HW ready

** power booster is required (not supplied by Samsung)

SBA Communications Corporation
8051 Congress Avenue
Boca Raton, FL 33487-1307

T + 561 995 7670
F + 561 995 7626

sbsite.com



Structural Analysis Report

Client: Verizon

Client Site ID / Name: 5000917542 / Pomfret South CT
Application #: 217673, v8

SBA Site ID / Name: CT01364-S / Pomfret

168 ft Monopole

62 Babbitt Hill Road
Pomfret, Connecticut 06259
Lat: 41.8703, Long: -71.9882

Project number: CT01364-VZW-011225

Analysis Results

Tower	62.9%	Pass
Foundation	53.0%	Pass

Change in tower stress due to mount modification / replacement	N/A
--	-----

Prepared by:

Orieta Izquierdo

January 13, 2026




Table of Contents

Introduction.....	3
Analysis Criteria	3
Appurtenance Loading	4
Existing Loading:	4
Proposed Loading:	4
Analysis Results	5
Tower	5
Foundation.....	5
Conclusions	6
Installation Requirements.....	6
Assumptions and Limitations	7
Assumptions	7
Limitations.....	7
Appendix	8
Tower Geometry.....	
Coax Layout.....	
TESPole Report.....	
Foundation Analysis Report.....	

Introduction

The purpose of this report is to summarize the analysis results on the 168 ft Monopole to support the proposed antennas and transmissions lines in addition to those currently installed.

Table 1 List of Documents Used

Item	Document
Tower design/drawings	Summit Manufacturing Inc., Job No. 4728, dated 04/30/1999
Foundation drawings	Summit Manufacturing Inc., Job No. 4728, dated 05/25/1999
Geotechnical report	Jaworski Geotech Inc., Project No. 99261G, dated 05/21/1999
Modification drawings	N/A
Carrier MA	Colliers Engineering & Design, Project No. 24777019 (Rev 1), dated 09/18/2025
Latest SA	TES, Project No. 157690, dated 03/26/2025

Analysis Criteria

Table 2 Code Related Data

Jurisdiction (State/County/City)	Connecticut / Windham / Pomfret
Governing Codes	ANSI/TIA 222-H, 2021 IBC / 2022 Connecticut State Building Code
Ultimate Wind Speed (3-Sec gust)	120.0 mph
Wind Speed with Ice (3-Sec gust)	50 mph
Service Wind Speed (3-Sec gust)	60 mph
Ice Thickness	1.00"
Structural Class /Risk Category	II
Exposure Category	C
Topographic Category	1
Crest Height	0 ft
Ground Elevation	569.69 ft.
Seismic Parameter S_s	0.182
Seismic Parameter S_1	0.055

This structural analysis is based upon the tower being classified as a risk category II; however, if a different classification is required subsequent to the date hereof, the tower classification will be changed to meet such requirement and a new structural analysis will be run.

Appurtenance Loading

Existing Loading:

Table 3 Existing Appurtenances

Items	Elevation (ft)	Qty.	Antenna Descriptions	Mount Type & Qty.	Transmission Lines	Owner
-	168.0	-	-	Low Profile Platform	-	Abandoned
1	147.0	6	CCI TPA65R-BU8Dv2B-K - Panel	Platform W/Handrail	(12) 1 5/8" (2) 0.82" DC (1) 0.39" Fiber (1) 0.92" DC	AT&T
2		3	Ericsson 4890 B25/B66 – RRU			
3		3	Ericsson 4494 B14/B29 – RRU			
4		3	Ericsson 4490 B5/B12-RRU			
5		1	Raycap DC9-48-60-24-8C-EV- OVP			
6		1	Raycap DC6-48-60-18-8F - OVP			
7	137.0	3	EriEricsson Radio 4449 B71+B12	Platform w/ Handrail & Kicker Support Kit	(12) 1 5/8" (3) 1 5/8" Fiber	T-Mobile
8		3	RFS APXV18-206516S-C-A20 - Panel			
9		3	RFS APXVAARR24_43-U-NA20 - Panel			
10		3	Ericsson KRY 112 489/2 -			
11		3	Allen Telecome FE15501P77/75			
12		3	Kathrein 782 11056			

Proposed Loading:

Information pertaining to proposed antennas and transmission lines were based upon the Application #: 217673, v8 from Verizon and is listed in Table 4.

Table 4 Proposed Appurtenances

Items	Elevation (ft)	Qty.	Antenna Descriptions	Mount Type & Qty.	Transmission Lines	Owner
13	125.0	6	Commscope NHH-65B-HG-R2B - Panel	Platform w/handrail & kicker (SitePro1 RMQP-496-HK)	(1) 1 1/2" Hybrid (1) 1 1/4" Hybrid	Verizon
14		3	Samsung MT6413-77A - Panel			
15		3	Commscope CBC78T-DS-43-2X E14F05P50 - Diplexer			
16		3	Samsung RF4461d-13A - RRU			
17		3	Samsung RF4801d-25A - RRU			
18		1	Raycap RVZDC-6627-PF-48 - OVP			
19		1	Huber And Suhner MLRH 3X6 - OVP			

Analysis Results

Tower

The results of the structural analysis are shown below in table 5. Additional information for the tower analysis is provided within the Appendix.

Table 5 Tower Analysis Summary

	Pole shafts	Anchor Bolts	Base Plate
Max. Usage:	62.9%	57.4%	50.5%
Pass/Fail	Pass	Pass	Pass

Foundation

The results of the foundation analysis are shown below in table 6. Additional information for the foundation analysis is provided within the Appendix.

Table 6 Foundation Analysis Summary

Structural Component	Max Usage (%)	Analysis Result
Foundation	53.0%	Pass

Conclusions

Based on the analysis results, the existing tower and foundation were found to be **sufficient** to safely support the equipment listed in this analysis. No modification to the tower and foundation is needed at this time.

Installation Requirements

This analysis was performed under the assumption that the carrier will place the proposed equipment and feed lines at the installation height listed in Table 4 and in accordance with the coax layout shown. TMAs and RRUs are to be installed on existing mounts behind tenant's antennas unless otherwise noted. No equipment is to be installed directly in the climbing path. All equipment is to be installed per mount manufacturer specifications. In case site conditions do not allow for the required installation parameters to be met the carrier must notify SBA Communications Corporation engineers for approval of an alternative placement.

Assumptions and Limitations

Assumptions

This analysis was completed based on the following assumptions:

- Tower and foundation were built in accordance to manufacturer specifications.
- Tower and foundation has been properly maintained in accordance with the manufacturer's specifications
- All existing structural members were assumed to be in good condition with no physical damage or deterioration associated with corrosion
- Welds and bolts are assumed able to carry their intended original design loads.
- The configuration of antennas, transmission cables, mounts and other appurtenances are as specified in Table 3 and 4.
- This analysis may be affected if any assumptions are not valid or have been made in error. SBA should be notified to determine the effect on the structural integrity of the tower.

Limitations

The computer generated analysis performed by the tower software is limited to theoretical capacities of the towers structural members and does not account for any missing or damaged members or connections. The tower and foundation are assumed to have been properly designed, fabricated, installed and maintained, barring any conflicting findings from the most recent inspection.

SBA Communications Corporation has used its due diligence to verify the information provided to perform this analysis. It is unreasonable to perform a more detailed inspection of a tower and its components. This report is not a condition assessment of the tower or foundation.

Appendix

Usage Diagram - Max Ratio 62.89% at 0.0ft

Structure: CT01364-S
Site Name: Pomfret
Height: 168.00 (ft)
Base Elev: 0.000 (ft)

Code: EIA/TIA-222-H
Exposure: C
Gh: 1.1

1/13/2026



Page: 1

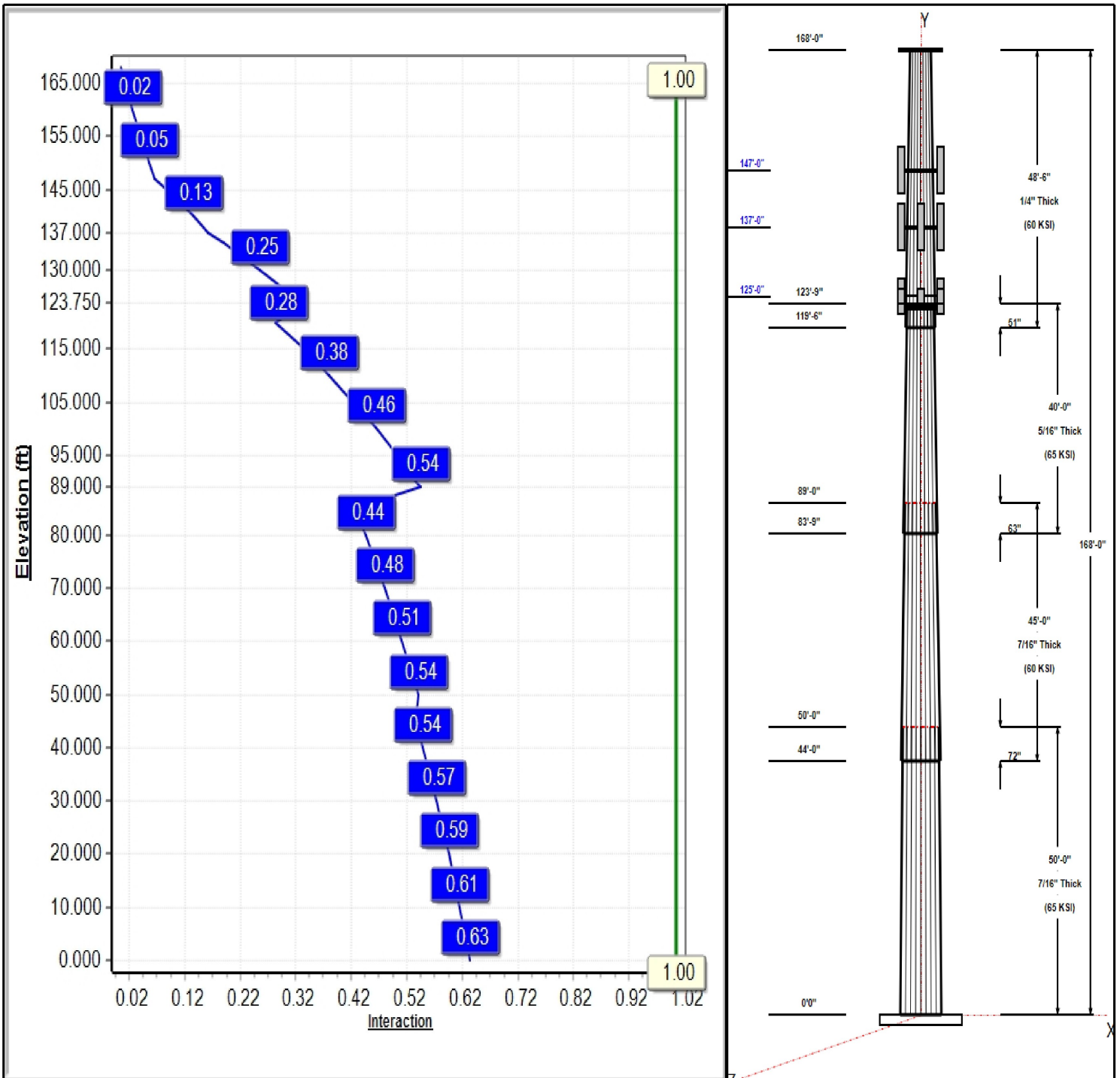
Dead Load Factor: 1.20 Wind Speed: 120.00
 Wind Load Factor: 1.00 Ice Thickness: 1.00

Load Case : 1.2D + 1.0W 120 mph Wind



Iterations: 24

Copyright 2026 by Tower Engineering Solutions, LLC. All rights reserved.



Structure: CT01364-S

Type: Tapered	Base Shape: 18 Sided	1/13/2026
Site Name: Pomfret	Taper: 0.20500	
Height: 168.00 (ft)	Wind Speed: 120.00	
Base Elev: 0.00 (ft)	Ice Thickness: 1.00	Page: 2



Shaft Properties

Seq	Length (ft)	Top (in)	Bottom (in)	Thick (in)	Joint Type	Taper	Grade (ksi)
1	50.00	46.19	56.44	0.438		0.20500	65
2	45.00	39.07	48.30	0.438	Slip	0.20500	60
3	40.00	32.57	40.77	0.313	Slip	0.20500	65
4	48.50	24.00	33.94	0.250	Slip	0.20500	60

Discrete Appurtenances

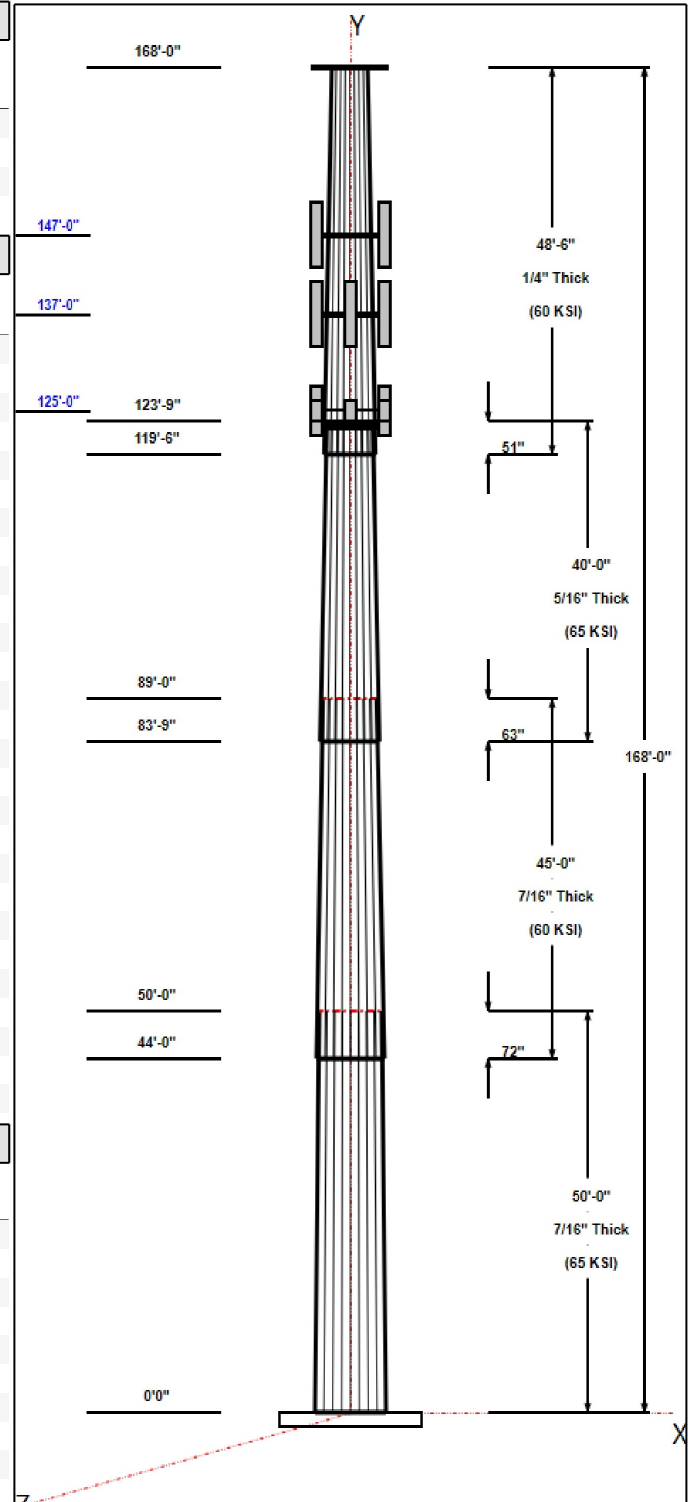
Attach Elev (ft)	Force Elev (ft)	Qty	Description	Carrier
168.00	168.00	1	Low Profile Platform	Abandoned
168.00	168.00	1	6' Lightning rod	
147.00	147.00	6	CCI TPA65R-BU8Dv2B-K	AT&T
147.00	147.00	3	Ericsson 4890 B25/B66	AT&T
147.00	147.00	3	Ericsson 4494 B14/B29	AT&T
147.00	147.00	3	Ericsson 4490 B5/B12	AT&T
147.00	147.00	1	Raycap	AT&T
147.00	147.00	1	Raycap DC6-48-60-18-8F	AT&T
147.00	147.00	1	Platform W/Handrail	AT&T
147.00	147.00	14	Mount Pipes	AT&T
137.00	137.00	3	EriEricsson Radio 4449	T-Mobile
137.00	137.00	3	RFS	T-Mobile
137.00	137.00	3	RFS	T-Mobile
137.00	137.00	3	Ericsson KRY 112 489/2	T-Mobile
137.00	137.00	3	Allen Telecome	T-Mobile
137.00	137.00	3	Kathrein 782 11056	T-Mobile
137.00	137.00	1	Platform w/ Handrail &	T-Mobile
137.00	137.00	9	Mount Pipes	T-Mobile
125.00	125.00	6	Commscope	Verizon
125.00	125.00	3	Commscope	Verizon
125.00	125.00	1	Huber And Suhner MLRH	Verizon
125.00	125.00	12	Mount Pipes	Verizon
125.00	125.00	3	Samsung MT6413-77A	Verizon
125.00	125.00	1	Platform w/handrail &	Verizon
125.00	125.00	3	Samsung RF4801d-25A	Verizon
125.00	125.00	3	Samsung RF4461d-13A	Verizon
125.00	125.00	1	Raycap	Verizon

Linear Appurtenances

Elev From (ft)	Elev To (ft)	Placement	Description	Carrier
0.00	168.00	Outside	Safety Cable	
0.00	168.00	Outside	Step bolts (ladder)	
0.00	147.00	Inside	0.39" Fiber	AT&T
0.00	147.00	Inside	0.82" DC	AT&T
0.00	147.00	Inside	0.92" DC	AT&T
0.00	147.00	Inside	1 5/8" Coax	AT&T
0.00	137.00	Inside	1 5/8" Coax	T-Mobile
0.00	137.00	Inside	1 5/8" Fiber	T-Mobile
0.00	125.00	Inside	1 1/2" Hybrid	Verizon
0.00	125.00	Inside	1 1/4" Hybrid	Verizon

Anchor Bolts

Qty	Specifications	Grade (ksi)	Arrangement
20	2.25" 18J	75.0	Cluster



Structure: CT01364-S

Type: Tapered	Base Shape: 18 Sided	1/13/2026
Site Name: Pomfret	Taper: 0.20500	
Height: 168.00 (ft)	Wind Speed: 120.00	
Base Elev: 0.00 (ft)	Ice Thickness: 1.00	Page: 3



Base Plate

Thickness (in)	Specifications (in)	Grade (ksi)	Geometry
3.2500	64.0	50.0	Clipped

Reactions

Load Case	Moment (FT-Kips)	Shear (Kips)	Axial (Kips)
1.2D + 1.0W 120 mph Wind	3802.6	33.7	55.6
0.9D + 1.0W 120 mph Wind	3758.9	33.6	41.7
1.2D + 1.0Di + 1.0Wi 50 mph Wind	851.4	8.9	45.6
1.2D + 1.0Ev + 1.0Eh	102.5	0.7	57.5
0.9D + 1.0Ev + 1.0Eh	101.6	0.7	43.6
1.0D + 1.0W 60 mph Wind	844.8	7.5	46.4

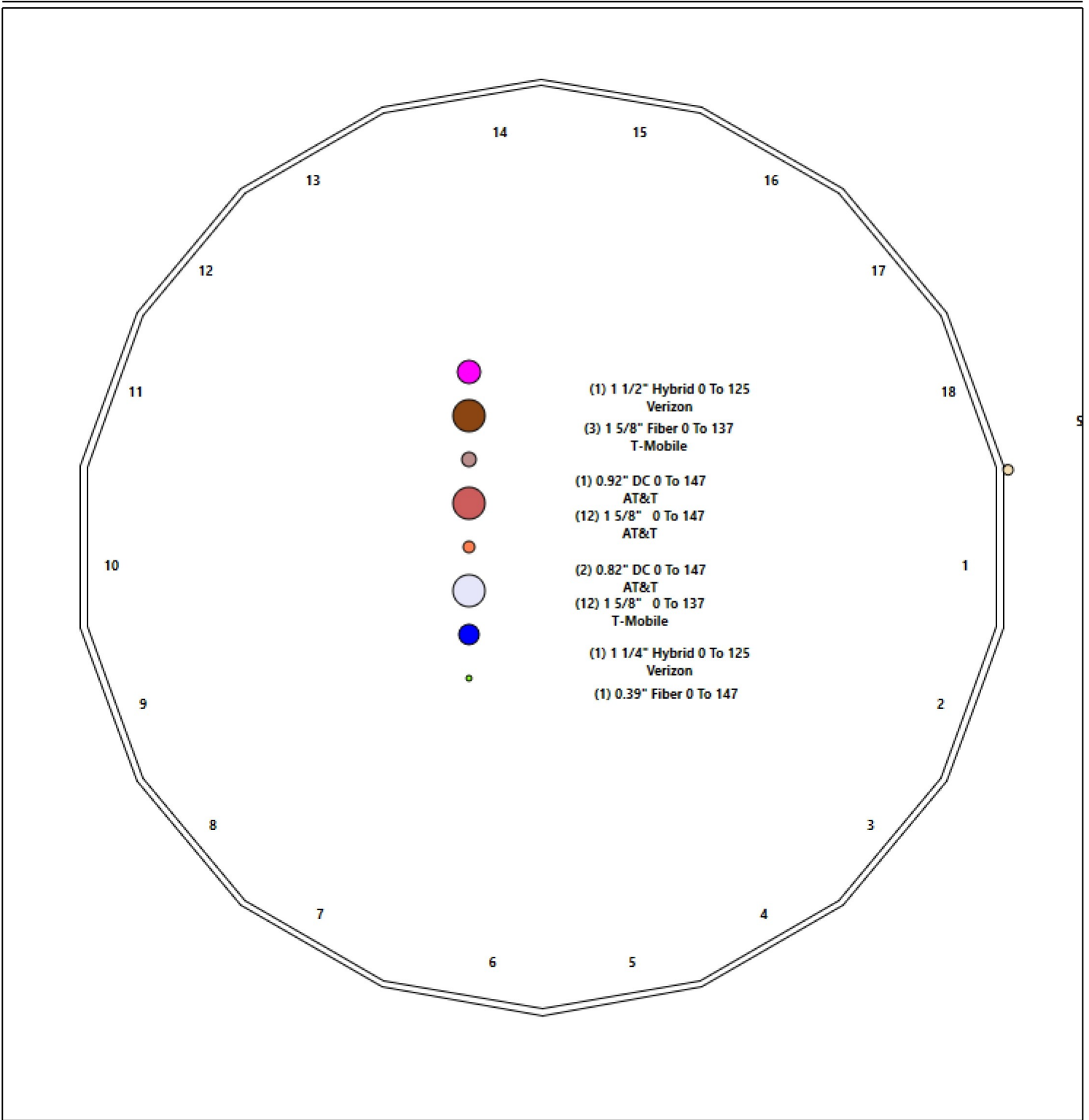
Structure: CT01364-S - Coax Line Placement

Type: Monopole
Site Name: Pomfret
Height: 168.00 (ft)

1/13/2026



Page: 4



Shaft Properties

Structure: CT01364-S	Code: TIA-222-H	1/13/2026
Site Name: Pomfret	Exposure: C	
Height: 168.00 (ft)	Crest Height: 0.00	
Base Elev: 0.000 (ft)	Site Class: D - Stiff Soil	
Gh: 1.1	Topography: 1	Struct Class: II



Page: 5

Sec. No.	Shape	Length (ft)	Thick (in)	Fy (ksi)	Joint Type	Overlap (in)	Weight (lb)
1	18	50.000	0.4375	65		0.00	12,020
2	18	45.000	0.4375	60	Slip	72.00	9,195
3	18	40.000	0.3125	65	Slip	63.00	4,908
4	18	48.500	0.2500	60	Slip	51.00	3,761
Total Shaft Weight:							29,884

Bottom

Top

Sec. No.	Dia (in)	Elev (ft)	Area (sqin)	Ix (in^4)	W/t Ratio	D/t Ratio	Dia (in)	Elev (ft)	Area (sqin)	Ix (in^4)	W/t Ratio	D/t Ratio	Taper
1	56.44	0.00	77.76	30813.76	21.34	129.01	46.19	50.00	63.53	16802.2	17.21	105.5	0.205000
2	48.30	44.00	66.45	19229.70	18.05	110.39	39.07	89.00	53.64	10115.3	14.34	89.30	0.205000
3	40.77	83.75	40.13	8299.11	21.59	130.47	32.57	123.75	32.00	4206.66	16.97	104.2	0.205000
4	33.94	119.5	26.73	3834.28	22.53	135.77	24.00	168.00	18.84	1343.00	15.52	96.00	0.205000

Load Summary

Structure: CT01364-S	Code: EIA_H	1/13/2026
Site Name: Pomfret	Exposure: C	
Height: 168.00 (ft)	Crest Height: 0.00	
Base Elev: 0.000 (ft)	Site Class: D - Stiff Soil	
Gh: 1.1	Topography: 1	Struct Class: II
		Page: 6



Discrete Appurtenances

No.	Elev (ft)	Description	Qty	No Ice			Ice			Hor. Ecc. (ft)	Vert Ecc (ft)
				Weight (lb)	CaAa (sf)	CaAa Factor	Weight (lb)	CaAa (sf)	CaAa Factor		
1	168.00	Low Profile Platform	1	2100.00	18.38	1.00	3335.57	28.762	1.00	0.00	0.00
2	168.00	6' Lightning rod	1	6.50	0.38	1.00	30.98	1.113	1.00	0.00	0.00
3	147.00	CCI TPA65R-BU8Dv2B-K	6	88.00	17.87	0.73	365.11	19.098	0.75	0.00	0.00
4	147.00	Ericsson 4890 B25/B66	3	65.00	2.70	0.74	111.10	3.163	0.78	0.00	0.00
5	147.00	Ericsson 4494 B14/B29	3	57.30	2.20	0.69	95.41	2.620	0.74	0.00	0.00
6	147.00	Ericsson 4490 B5/B12	3	65.00	2.68	0.73	112.31	3.142	0.77	0.00	0.00
7	147.00	Raycap DC9-48-60-24-8C-EV	1	38.90	2.69	1.00	94.37	3.176	1.00	0.00	0.00
8	147.00	Raycap DC6-48-60-18-8F	1	31.80	2.20	1.00	78.62	2.647	1.00	0.00	0.00
9	147.00	Platform W/Handrail	1	1604.70	21.41	1.00	2536.33	32.846	1.00	0.00	0.00
10	147.00	Mount Pipes	14	30.00	1.10	1.00	50.90	1.642	1.00	0.00	0.00
11	137.00	EriEricsson Radio 4449 B71+B12	3	74.00	1.63	0.81	102.46	1.967	0.81	0.00	0.00
12	137.00	RFS APXV18-206516S-C-A20	3	18.70	3.62	0.78	72.21	4.223	0.78	0.00	0.00
13	137.00	RFS APXVAARR24_43-U-NA20	3	128.00	20.24	0.72	426.64	21.472	0.72	0.00	0.00
14	137.00	Ericsson KRY 112 489/2	3	15.40	0.56	0.83	26.07	0.774	0.83	0.00	0.00
15	137.00	Allen Telecome FE15501P777/75	3	17.50	0.53	0.73	26.35	0.745	0.73	0.00	0.00
16	137.00	Kathrein 782 11056	3	1.80	0.13	0.67	3.44	0.323	0.67	0.00	0.00
17	137.00	Platform w/ Handrail & Kicker	1	1879.70	32.63	1.00	2963.33	49.936	1.00	0.00	0.00
18	137.00	Mount Pipes	9	30.00	1.13	1.00	50.75	1.682	1.00	0.00	0.00
19	125.00	Commscope NHH-65B-HG-R2B	6	45.20	8.05	0.83	179.87	8.915	0.86	0.00	0.00
20	125.00	Commscope CBC78T-DS-43-2X	3	20.72	0.56	0.96	33.84	0.796	0.97	0.00	0.00
21	125.00	Huber And Suhner MLRH 3X6	1	15.90	1.00	1.00	35.21	1.296	1.00	0.00	0.00
22	125.00	Mount Pipes	12	30.00	1.44	1.00	50.56	2.138	1.00	0.00	0.00
23	125.00	Samsung MT6413-77A	3	57.30	3.79	0.81	121.06	4.336	0.83	0.00	0.00
24	125.00	Platform w/handrail & kicker SitePro1	1	2267.00	28.00	1.00	3820.97	41.563	1.00	0.00	0.00
25	125.00	Samsung RF4801d-25A	3	87.96	3.13	0.71	141.02	3.615	0.75	0.00	0.00
26	125.00	Samsung RF4461d-13A	3	79.10	1.87	0.84	112.39	2.225	0.87	0.00	0.00
27	125.00	Raycap RVZDC-6627-PF-48	1	32.00	3.10	1.00	84.89	3.619	1.00	0.00	0.00
Totals:			95	11,889.04			22,179.26				

Linear Appurtenances

Bottom Elev. (ft)	Top Elev. (ft)	Description	Exposed Width	Exposed
0.00	168.00	(1) Safety Cable	0.38	Outside
0.00	168.00	(1) Step bolts (ladder)	0.63	Outside
0.00	147.00	(1) 0.39" Fiber	0.00	Inside
0.00	147.00	(2) 0.82" DC	0.00	Inside
0.00	147.00	(1) 0.92" DC	0.00	Inside
0.00	147.00	(12) 1 5/8" Coax	0.00	Inside
0.00	137.00	(12) 1 5/8" Coax	0.00	Inside
0.00	137.00	(3) 1 5/8" Fiber	0.00	Inside
0.00	125.00	(1) 1 1/2" Hybrid	0.00	Inside
0.00	125.00	(1) 1 1/4" Hybrid	0.00	Inside

Shaft Section Properties

Structure: CT01364-S	Code: TIA-222-H	1/13/2026
Site Name: Pomfret	Exposure: C	
Height: 168.00 (ft)	Crest Height: 0.00	
Base Elev: 0.000 (ft)	Site Class: D - Stiff Soil	
Gh: 1.1	Topography: 1	Struct Class: II



Page: 7

Increment Length: 5 (ft)

Elev (ft)	Description	Thick (in)	Dia (in)	Area (in^2)	Ix (in^4)	W/t Ratio	D/t Ratio	Fpy (ksi)	S (in^3)	Weight (lb)
0.00		0.4375	56.440	77.764	30813.8	21.34	129.01	76.3	1075.	0.0
5.00		0.4375	55.415	76.340	29152.6	20.92	126.66	76.8	1036.	1311.0
10.00		0.4375	54.390	74.917	27552.3	20.51	124.32	77.3	997.7	1286.7
15.00		0.4375	53.365	73.494	26011.6	20.10	121.98	77.8	960.0	1262.5
20.00		0.4375	52.340	72.071	24529.4	19.68	119.63	78.2	923.1	1238.3
25.00		0.4375	51.315	70.647	23104.7	19.27	117.29	78.7	886.8	1214.1
30.00		0.4375	50.290	69.224	21736.2	18.86	114.95	79.2	851.3	1189.9
35.00		0.4375	49.265	67.801	20422.8	18.44	112.61	79.7	816.5	1165.7
40.00		0.4375	48.240	66.377	19163.5	18.03	110.26	80.2	782.4	1141.4
44.00	Bot - Section 2	0.4375	47.420	65.239	18194.1	17.70	108.39	80.6	755.7	895.7
45.00		0.4375	47.215	64.954	17957.0	17.62	107.92	80.7	749.1	447.2
50.00	Top - Section 1	0.4375	47.065	64.746	17784.8	17.56	107.58	0.0	0.0	2206.7
55.00		0.4375	46.040	63.322	16637.5	17.15	105.23	75.7	711.8	1089.5
60.00		0.4375	45.015	61.899	15540.7	16.73	102.89	76.1	680.0	1065.3
65.00		0.4375	43.990	60.476	14493.1	16.32	100.55	76.2	648.9	1041.0
70.00		0.4375	42.965	59.053	13493.7	15.91	98.21	76.2	618.6	1016.8
75.00		0.4375	41.940	57.629	12541.4	15.49	95.86	76.2	589.0	992.6
80.00		0.4375	40.915	56.206	11634.9	15.08	93.52	76.2	560.1	968.4
83.75	Bot - Section 3	0.4375	40.146	55.139	10984.5	14.77	91.76	76.2	538.9	710.4
85.00		0.4375	39.890	54.783	10773.2	14.67	91.18	76.2	531.9	403.9
89.00	Top - Section 2	0.3125	39.695	39.061	7654.3	20.99	127.02	0.0	0.0	1275.1
90.00		0.3125	39.490	38.858	7535.4	20.87	126.37	76.9	375.8	132.6
95.00		0.3125	38.465	37.841	6959.3	20.29	123.09	77.5	356.4	652.5
100.00		0.3125	37.440	36.825	6413.3	19.71	119.81	78.2	337.4	635.2
105.00		0.3125	36.415	35.808	5896.7	19.14	116.53	78.9	318.9	617.9
110.00		0.3125	35.390	34.791	5408.5	18.56	113.25	79.6	301.0	600.6
115.00		0.3125	34.365	33.775	4948.1	17.98	109.97	80.3	283.6	583.3
119.50	Bot - Section 4	0.3125	33.443	32.860	4556.8	17.46	107.02	80.9	268.4	510.2
120.00		0.3125	33.340	32.758	4514.6	17.40	106.69	80.9	266.7	101.2
123.75	Top - Section 3	0.2500	33.071	26.043	3544.5	21.91	132.28	0.0	0.0	749.3
125.00		0.2500	32.815	25.839	3462.1	21.73	131.26	70.9	207.8	110.3
130.00		0.2500	31.790	25.026	3145.4	21.01	127.16	71.7	194.9	432.7
135.00		0.2500	30.765	24.213	2848.6	20.29	123.06	72.4	182.4	418.9
137.00		0.2500	30.355	23.887	2735.3	20.00	121.42	72.7	177.5	163.7
140.00		0.2500	29.740	23.399	2571.0	19.57	118.96	73.2	170.3	241.4
145.00		0.2500	28.715	22.586	2312.2	18.84	114.86	73.9	158.6	391.2
147.00		0.2500	28.305	22.261	2213.7	18.55	113.22	74.2	154.0	152.6
150.00		0.2500	27.690	21.773	2071.3	18.12	110.76	74.7	147.3	224.8
155.00		0.2500	26.665	20.960	1847.7	17.40	106.66	75.5	136.5	363.5
160.00		0.2500	25.640	20.146	1640.9	16.67	102.56	76.2	126.0	349.7
165.00		0.2500	24.615	19.333	1450.1	15.95	98.46	76.2	116.0	335.8
168.00		0.2500	24.000	18.845	1343.0	15.52	96.00	76.2	110.2	194.9

29884.3

Wind Loading - Shaft

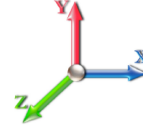
Structure: CT01364-S	Code: TIA-222-H	1/13/2026
Site Name: Pomfret	Exposure: C	
Height: 168.00 (ft)	Crest Height: 0.00	
Base Elev: 0.000 (ft)	Site Class: D - Stiff Soil	
Gh: 1.1	Topography: 1	Struct Class: II
		Page: 8



Load Case: 1.2D + 1.0W 120 mph Wind - Controlling Direction

Iterations 24

Dead Load Factor 1.20 **Ice Thickness:** 0.00
Wind Load Factor 1.00



Elev (ft)	Description	Kzt	Kz	qz (psf)	qzGh (psf)	C (mph-ft)	Cf	Ice Thick (in)	Tributary (ft)	Aa (sf)	CfAa (sf)	Wind Force X (lb)	Dead Load Ice (lb)	Tot Dead Load (lb)
0.00		1.00	0.85	29.160	32.08	522.96	0.730	0.000	0.00	0.000	0.00	0.0	0.0	0.0
5.00		1.00	0.85	29.160	32.08	513.46	0.730	0.000	5.00	23.663	17.27	554.1	0.0	1573.1
10.00		1.00	0.85	29.160	32.08	503.96	0.730	0.000	5.00	23.229	16.96	543.9	0.0	1544.1
15.00		1.00	0.85	29.160	32.08	494.47	0.730	0.000	5.00	22.795	16.64	533.8	0.0	1515.0
20.00		1.00	0.90	30.940	34.03	499.55	0.730	0.000	5.00	22.362	16.32	555.6	0.0	1486.0
25.00		1.00	0.95	32.428	35.67	501.41	0.730	0.000	5.00	21.928	16.01	571.0	0.0	1456.9
30.00		1.00	0.98	33.697	37.07	500.91	0.730	0.000	5.00	21.494	15.69	581.6	0.0	1427.9
35.00		1.00	1.01	34.809	38.29	498.73	0.730	0.000	5.00	21.061	15.37	588.7	0.0	1398.8
40.00		1.00	1.04	35.801	39.38	495.27	0.730	0.000	5.00	20.627	15.06	593.0	0.0	1369.7
44.00	Bot - Section 2	1.00	1.06	36.527	40.18	491.76	0.730	0.000	4.00	16.189	11.82	474.8	0.0	1074.9
45.00		1.00	1.07	36.700	40.37	490.79	0.730	0.000	1.00	4.078	2.98	120.2	0.0	536.6
50.00	Top - Section 1	1.00	1.09	37.523	41.28	485.49	0.730	0.000	5.00	20.130	14.69	606.5	0.0	2648.0
55.00		1.00	1.12	38.284	42.11	488.80	0.730	0.000	5.00	19.696	14.38	605.5	0.0	1307.4
60.00		1.00	1.14	38.991	42.89	482.31	0.730	0.000	5.00	19.262	14.06	603.1	0.0	1278.3
65.00		1.00	1.16	39.654	43.62	475.32	0.730	0.000	5.00	18.829	13.74	599.5	0.0	1249.2
70.00		1.00	1.17	40.277	44.31	467.88	0.730	0.000	5.00	18.395	13.43	594.9	0.0	1220.2
75.00		1.00	1.19	40.867	44.95	460.04	0.730	0.000	5.00	17.961	13.11	589.4	0.0	1191.1
80.00		1.00	1.21	41.426	45.57	451.86	0.730	0.000	5.00	17.528	12.80	583.1	0.0	1162.1
83.75	Bot - Section 3	1.00	1.22	41.827	46.01	445.51	0.730	0.000	3.75	12.861	9.39	432.0	0.0	852.5
85.00		1.00	1.22	41.958	46.15	443.36	0.730	0.000	1.25	4.299	3.14	144.8	0.0	484.7
89.00	Top - Section 2	1.00	1.23	42.366	46.60	436.35	0.730	0.000	4.00	13.575	9.91	461.8	0.0	1530.1
90.00		1.00	1.24	42.466	46.71	441.56	0.730	0.000	1.00	3.350	2.45	114.2	0.0	159.1
95.00		1.00	1.25	42.952	47.25	432.56	0.730	0.000	5.00	16.491	12.04	568.8	0.0	783.0
100.00		1.00	1.27	43.418	47.76	423.31	0.730	0.000	5.00	16.057	11.72	559.8	0.0	762.2
105.00		1.00	1.28	43.867	48.25	413.84	0.730	0.000	5.00	15.624	11.41	550.3	0.0	741.5
110.00		1.00	1.29	44.298	48.73	404.17	0.730	0.000	5.00	15.190	11.09	540.3	0.0	720.7
115.00		1.00	1.30	44.715	49.19	394.30	0.730	0.000	5.00	14.756	10.77	529.8	0.0	699.9
119.50	Bot - Section 4	1.00	1.31	45.078	49.59	385.27	0.730	0.000	4.50	12.910	9.42	467.3	0.0	612.2
120.00		1.00	1.32	45.117	49.63	384.26	0.730	0.000	0.50	1.434	1.05	51.9	0.0	121.5
123.75	Top - Section 3	1.00	1.32	45.411	49.95	376.62	0.730	0.000	3.75	10.616	7.75	387.1	0.0	899.2
125.00	Appurtenance(s)	1.00	1.33	45.507	50.06	379.84	0.730	0.000	1.25	3.485	2.54	127.3	0.0	132.4
130.00		1.00	1.34	45.884	50.47	369.49	0.730	0.000	5.00	13.667	9.98	503.6	0.0	519.3
135.00		1.00	1.35	46.250	50.88	359.00	0.730	0.000	5.00	13.233	9.66	491.5	0.0	502.6
137.00	Appurtenance(s)	1.00	1.35	46.393	51.03	354.77	0.730	0.000	2.00	5.172	3.78	192.7	0.0	196.4
140.00		1.00	1.36	46.605	51.27	348.37	0.730	0.000	3.00	7.628	5.57	285.5	0.0	289.6
145.00		1.00	1.37	46.951	51.65	337.61	0.730	0.000	5.00	12.366	9.03	466.2	0.0	469.4
147.00	Appurtenance(s)	1.00	1.37	47.087	51.80	333.27	0.730	0.000	2.00	4.825	3.52	182.4	0.0	183.1
150.00		1.00	1.38	47.287	52.02	326.72	0.730	0.000	3.00	7.107	5.19	269.9	0.0	269.7
155.00		1.00	1.39	47.615	52.38	315.72	0.730	0.000	5.00	11.499	8.39	439.6	0.0	436.2
160.00		1.00	1.40	47.934	52.73	304.60	0.730	0.000	5.00	11.065	8.08	425.9	0.0	419.6
165.00		1.00	1.41	48.246	53.07	293.37	0.730	0.000	5.00	10.631	7.76	411.9	0.0	403.0
168.00	Appurtenance(s)	1.00	1.41	48.429	53.27	286.58	0.730	0.000	3.00	6.171	4.50	240.0	0.0	233.8
Totals:									168.00			18,143.6		35,861.2

Discrete Appurtenance Forces

Structure: CT01364-S	Code: TIA-222-H	1/13/2026
Site Name: Pomfret	Exposure: C	
Height: 168.00 (ft)	Crest Height: 0.00	
Base Elev: 0.000 (ft)	Site Class: D - Stiff Soil	
Gh: 1.1	Topography: 1	Struct Class: II
		Page: 9

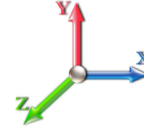


Load Case: 1.2D + 1.0W 120 mph Wind - Controlling Direction

Iterations 24

Dead Load Factor 1.20

Wind Load Factor 1.00



No.	Elev (ft)	Description	Qty	qz (psf)	qzGh (psf)	Orient Factor x	Ka	Total CaAa (sf)	Dead Load (lb)	Horiz Ecc (ft)	Vert Ecc (ft)	Wind FX (lb)	Mom Y (lb-ft)	Mom Z (lb-ft)
1	168.00	6' Lightning rod	1	48.429	53.272	1.00	1.00	0.38	7.80	0.000	0.000	-20.24	0.00	0.00
2	168.00	Low Profile Platform	1	48.429	53.272	1.00	1.00	18.38	2520.00	0.000	0.000	-979.14	0.00	0.00
3	147.00	CCI TPA65R-BU8Dv2B-K	6	47.087	51.795	0.55	0.75	58.70	633.60	0.000	0.000	-3040.54	0.00	0.00
4	147.00	Ericsson 4890 B25/B66	3	47.087	51.795	0.55	0.75	4.50	234.00	0.000	0.000	-232.85	0.00	0.00
5	147.00	Ericsson 4494 B14/B29	3	47.087	51.795	0.52	0.75	3.42	206.28	0.000	0.000	-176.91	0.00	0.00
6	147.00	Ericsson 4490 B5/B12	3	47.087	51.795	0.55	0.75	4.40	234.00	0.000	0.000	-228.00	0.00	0.00
7	147.00	Raycap	1	47.087	51.795	0.75	0.75	2.02	46.68	0.000	0.000	-104.50	0.00	0.00
8	147.00	Raycap DC6-48-60-18-8F	1	47.087	51.795	0.75	0.75	1.65	38.16	0.000	0.000	-85.46	0.00	0.00
9	147.00	Platform W/Handrail	1	47.087	51.795	1.00	1.00	21.41	1925.64	0.000	0.000	-1108.94	0.00	0.00
10	147.00	Mount Pipes	14	47.087	51.795	0.75	0.75	11.55	504.00	0.000	0.000	-598.24	0.00	0.00
11	137.00	Mount Pipes	9	46.393	51.033	0.75	0.75	7.63	324.00	0.000	0.000	-389.25	0.00	0.00
12	137.00	Platform w/ Handrail &	1	46.393	51.033	1.00	1.00	32.63	2255.64	0.000	0.000	-1665.20	0.00	0.00
13	137.00	Kathrein 782 11056	3	46.393	51.033	0.50	0.75	0.20	6.48	0.000	0.000	-10.00	0.00	0.00
14	137.00	Allen Telecom	3	46.393	51.033	0.55	0.75	0.87	63.00	0.000	0.000	-44.43	0.00	0.00
15	137.00	RFS	3	46.393	51.033	0.54	0.75	32.79	460.80	0.000	0.000	-1673.30	0.00	0.00
16	137.00	RFS	3	46.393	51.033	0.58	0.75	6.35	67.32	0.000	0.000	-324.22	0.00	0.00
17	137.00	EriEricsson Radio 4449	3	46.393	51.033	0.61	0.75	2.97	266.40	0.000	0.000	-151.60	0.00	0.00
18	137.00	Ericsson KRY 112 489/2	3	46.393	51.033	0.62	0.75	1.05	55.44	0.000	0.000	-53.37	0.00	0.00
19	125.00	Mount Pipes	12	45.507	50.057	0.75	0.75	12.96	432.00	0.000	0.000	-648.74	0.00	0.00
20	125.00	Commscope	6	45.507	50.057	0.62	0.75	30.07	325.44	0.000	0.000	-1505.06	0.00	0.00
21	125.00	Commscope	3	45.507	50.057	0.72	0.75	1.21	74.59	0.000	0.000	-60.55	0.00	0.00
22	125.00	Huber And Suhner MLRH	1	45.507	50.057	0.75	0.75	0.75	19.08	0.000	0.000	-37.54	0.00	0.00
23	125.00	Samsung RF4801d-25A	3	45.507	50.057	0.53	0.75	5.00	316.66	0.000	0.000	-250.30	0.00	0.00
24	125.00	Samsung MT6413-77A	3	45.507	50.057	0.61	0.75	6.91	206.28	0.000	0.000	-345.76	0.00	0.00
25	125.00	Platform w/handrail &	1	45.507	50.057	1.00	1.00	28.00	2720.40	0.000	0.000	-1401.61	0.00	0.00
26	125.00	Samsung RF4461d-13A	3	45.507	50.057	0.63	0.75	3.53	284.76	0.000	0.000	-176.92	0.00	0.00
27	125.00	Raycap	1	45.507	50.057	0.75	0.75	2.33	38.40	0.000	0.000	-116.38	0.00	0.00
Totals:								14,266.85				-15,429.0		
												4		

Total Applied Force Summary

Structure: CT01364-S	Code: TIA-222-H	1/13/2026
Site Name: Pomfret	Exposure: C	
Height: 168.00 (ft)	Crest Height: 0.00	
Base Elev: 0.000 (ft)	Site Class: D - Stiff Soil	
Gh: 1.1	Topography: 1	Struct Class: II
		Page: 10

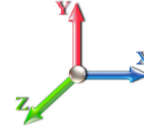


Load Case: 1.2D + 1.0W 120 mph Wind - Controlling Direction

Iterations 24

Dead Load Factor 1.20

Wind Load Factor 1.00



Elev (ft)	Description	Lateral FX (-) (lb)	Axial FY (-) (lb)	Torsion MY (lb-ft)	Moment MZ (lb-ft)
0.00		0.00	0.00	0.00	0.00
5.00		-554.07	-1769.51	0.00	0.00
10.00		-543.92	-1740.45	0.00	0.00
15.00		-533.76	-1711.39	0.00	0.00
20.00		-555.57	-1682.33	0.00	0.00
25.00		-571.00	-1653.27	0.00	0.00
30.00		-581.61	-1624.21	0.00	0.00
35.00		-588.67	-1595.15	0.00	0.00
40.00		-592.99	-1566.10	0.00	0.00
44.00		-474.85	-1231.95	0.00	0.00
45.00		-120.18	-575.85	0.00	0.00
50.00		-606.53	-2844.40	0.00	0.00
55.00		-605.49	-1503.73	0.00	0.00
60.00		-603.11	-1474.67	0.00	0.00
65.00		-599.55	-1445.61	0.00	0.00
70.00		-594.95	-1416.55	0.00	0.00
75.00		-589.42	-1387.49	0.00	0.00
80.00		-583.06	-1358.43	0.00	0.00
83.75		-431.97	-999.75	0.00	0.00
85.00		-144.84	-533.79	0.00	0.00
89.00		-461.81	-1687.22	0.00	0.00
90.00		-114.24	-198.36	0.00	0.00
95.00		-568.79	-979.33	0.00	0.00
100.00		-559.84	-958.57	0.00	0.00
105.00		-550.35	-937.82	0.00	0.00
110.00		-540.34	-917.06	0.00	0.00
115.00		-529.85	-896.31	0.00	0.00
119.50		-467.31	-788.93	0.00	0.00
120.00		-51.95	-141.12	0.00	0.00
123.75		-387.11	-1046.49	0.00	0.00
125.00	(33) attachments	-4670.19	-4599.11	0.00	0.00
130.00		-503.56	-702.99	0.00	0.00
135.00		-491.47	-686.38	0.00	0.00
137.00	(28) attachments	-4504.05	-3768.98	0.00	0.00
140.00		-285.46	-343.07	0.00	0.00
145.00		-466.22	-558.49	0.00	0.00
147.00	(32) attachments	-5757.86	-4041.11	0.00	0.00
150.00		-269.88	-274.43	0.00	0.00
155.00		-439.65	-444.10	0.00	0.00
160.00		-425.90	-427.50	0.00	0.00
165.00		-411.87	-410.89	0.00	0.00
168.00	(2) attachments	-1239.35	-2766.37	0.00	0.00
	Totals:	-33,572.6	-55,689.2	0.00	0.00
		0	7		

Linear Appurtenance Segment Forces (Factored)

Structure: CT01364-S	Code: TIA-222-H	1/13/2026
Site Name: Pomfret	Exposure: C	
Height: 168.00 (ft)	Crest Height: 0.00	
Base Elev: 0.000 (ft)	Site Class: D - Stiff Soil	
Gh: 1.1	Topography: 1	Struct Class: II

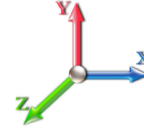


Load Case: 1.2D + 1.0W 120 mph Wind - Controlling Direction

Iterations 24

Dead Load Factor 1.20

Wind Load Factor 1.00



Top Elev (ft)	Description	Wind Exposed	Length (ft)	Ca	Exposed Width (in)	Area (sqft)	CaAa (sqft)	Ra	Cf Adjust Factor	qz (psf)	F X (lb)	Dead Load (lb)
5.00	Safety Cable	Yes	5.00	0.000	0.38	0.16	0.00	0.018	0.000	29.160	0.00	1.64
5.00	Step bolts (ladder)	Yes	5.00	0.000	0.63	0.26	0.00	0.018	0.000	29.160	0.00	6.24
10.00	Safety Cable	Yes	5.00	0.000	0.38	0.16	0.00	0.018	0.000	29.160	0.00	1.64
10.00	Step bolts (ladder)	Yes	5.00	0.000	0.63	0.26	0.00	0.018	0.000	29.160	0.00	6.24
15.00	Safety Cable	Yes	5.00	0.000	0.38	0.16	0.00	0.018	0.000	29.160	0.00	1.64
15.00	Step bolts (ladder)	Yes	5.00	0.000	0.63	0.26	0.00	0.018	0.000	29.160	0.00	6.24
20.00	Safety Cable	Yes	5.00	0.000	0.38	0.16	0.00	0.019	0.000	30.940	0.00	1.64
20.00	Step bolts (ladder)	Yes	5.00	0.000	0.63	0.26	0.00	0.019	0.000	30.940	0.00	6.24
25.00	Safety Cable	Yes	5.00	0.000	0.38	0.16	0.00	0.019	0.000	32.428	0.00	1.64
25.00	Step bolts (ladder)	Yes	5.00	0.000	0.63	0.26	0.00	0.019	0.000	32.428	0.00	6.24
30.00	Safety Cable	Yes	5.00	0.000	0.38	0.16	0.00	0.020	0.000	33.697	0.00	1.64
30.00	Step bolts (ladder)	Yes	5.00	0.000	0.63	0.26	0.00	0.020	0.000	33.697	0.00	6.24
35.00	Safety Cable	Yes	5.00	0.000	0.38	0.16	0.00	0.020	0.000	34.809	0.00	1.64
35.00	Step bolts (ladder)	Yes	5.00	0.000	0.63	0.26	0.00	0.020	0.000	34.809	0.00	6.24
40.00	Safety Cable	Yes	5.00	0.000	0.38	0.16	0.00	0.020	0.000	35.801	0.00	1.64
40.00	Step bolts (ladder)	Yes	5.00	0.000	0.63	0.26	0.00	0.020	0.000	35.801	0.00	6.24
44.00	Safety Cable	Yes	4.00	0.000	0.38	0.13	0.00	0.021	0.000	36.527	0.00	1.31
44.00	Step bolts (ladder)	Yes	4.00	0.000	0.63	0.21	0.00	0.021	0.000	36.527	0.00	4.99
45.00	Safety Cable	Yes	1.00	0.000	0.38	0.03	0.00	0.021	0.000	36.700	0.00	0.33
45.00	Step bolts (ladder)	Yes	1.00	0.000	0.63	0.05	0.00	0.021	0.000	36.700	0.00	1.25
50.00	Safety Cable	Yes	5.00	0.000	0.38	0.16	0.00	0.021	0.000	37.523	0.00	1.64
50.00	Step bolts (ladder)	Yes	5.00	0.000	0.63	0.26	0.00	0.021	0.000	37.523	0.00	6.24
55.00	Safety Cable	Yes	5.00	0.000	0.38	0.16	0.00	0.021	0.000	38.284	0.00	1.64
55.00	Step bolts (ladder)	Yes	5.00	0.000	0.63	0.26	0.00	0.021	0.000	38.284	0.00	6.24
60.00	Safety Cable	Yes	5.00	0.000	0.38	0.16	0.00	0.022	0.000	38.991	0.00	1.64
60.00	Step bolts (ladder)	Yes	5.00	0.000	0.63	0.26	0.00	0.022	0.000	38.991	0.00	6.24
65.00	Safety Cable	Yes	5.00	0.000	0.38	0.16	0.00	0.022	0.000	39.654	0.00	1.64
65.00	Step bolts (ladder)	Yes	5.00	0.000	0.63	0.26	0.00	0.022	0.000	39.654	0.00	6.24
70.00	Safety Cable	Yes	5.00	0.000	0.38	0.16	0.00	0.023	0.000	40.277	0.00	1.64
70.00	Step bolts (ladder)	Yes	5.00	0.000	0.63	0.26	0.00	0.023	0.000	40.277	0.00	6.24
75.00	Safety Cable	Yes	5.00	0.000	0.38	0.16	0.00	0.023	0.000	40.867	0.00	1.64
75.00	Step bolts (ladder)	Yes	5.00	0.000	0.63	0.26	0.00	0.023	0.000	40.867	0.00	6.24
80.00	Safety Cable	Yes	5.00	0.000	0.38	0.16	0.00	0.024	0.000	41.426	0.00	1.64
80.00	Step bolts (ladder)	Yes	5.00	0.000	0.63	0.26	0.00	0.024	0.000	41.426	0.00	6.24
83.75	Safety Cable	Yes	3.75	0.000	0.38	0.12	0.00	0.025	0.000	41.827	0.00	1.23
83.75	Step bolts (ladder)	Yes	3.75	0.000	0.63	0.20	0.00	0.025	0.000	41.827	0.00	4.68
85.00	Safety Cable	Yes	1.25	0.000	0.38	0.04	0.00	0.025	0.000	41.958	0.00	0.41
85.00	Step bolts (ladder)	Yes	1.25	0.000	0.63	0.07	0.00	0.025	0.000	41.958	0.00	1.56
89.00	Safety Cable	Yes	4.00	0.000	0.38	0.13	0.00	0.025	0.000	42.366	0.00	1.31
89.00	Step bolts (ladder)	Yes	4.00	0.000	0.63	0.21	0.00	0.025	0.000	42.366	0.00	4.99
90.00	Safety Cable	Yes	1.00	0.000	0.38	0.03	0.00	0.025	0.000	42.466	0.00	0.33
90.00	Step bolts (ladder)	Yes	1.00	0.000	0.63	0.05	0.00	0.025	0.000	42.466	0.00	1.25
95.00	Safety Cable	Yes	5.00	0.000	0.38	0.16	0.00	0.026	0.000	42.952	0.00	1.64
95.00	Step bolts (ladder)	Yes	5.00	0.000	0.63	0.26	0.00	0.026	0.000	42.952	0.00	6.24
100.00	Safety Cable	Yes	5.00	0.000	0.38	0.16	0.00	0.026	0.000	43.418	0.00	1.64
100.00	Step bolts (ladder)	Yes	5.00	0.000	0.63	0.26	0.00	0.026	0.000	43.418	0.00	6.24
105.00	Safety Cable	Yes	5.00	0.000	0.38	0.16	0.00	0.027	0.000	43.867	0.00	1.64

Linear Appurtenance Segment Forces (Factored)

Structure: CT01364-S	Code: TIA-222-H	1/13/2026
Site Name: Pomfret	Exposure: C	
Height: 168.00 (ft)	Crest Height: 0.00	
Base Elev: 0.000 (ft)	Site Class: D - Stiff Soil	
Gh: 1.1	Topography: 1	Struct Class: II



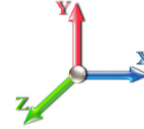
Page: 12

Load Case: 1.2D + 1.0W 120 mph Wind - Controlling Direction

Iterations 24

Dead Load Factor 1.20

Wind Load Factor 1.00



Top Elev (ft)	Description	Wind Exposed	Length (ft)	Ca	Exposed Width (in)	Area (sqft)	CaAa (sqft)	Ra	Cf Adjust Factor	qz (psf)	F X (lb)	Dead Load (lb)
105.00	Step bolts (ladder)	Yes	5.00	0.000	0.63	0.26	0.00	0.027	0.000	43.867	0.00	6.24
110.00	Safety Cable	Yes	5.00	0.000	0.38	0.16	0.00	0.028	0.000	44.298	0.00	1.64
110.00	Step bolts (ladder)	Yes	5.00	0.000	0.63	0.26	0.00	0.028	0.000	44.298	0.00	6.24
115.00	Safety Cable	Yes	5.00	0.000	0.38	0.16	0.00	0.029	0.000	44.715	0.00	1.64
115.00	Step bolts (ladder)	Yes	5.00	0.000	0.63	0.26	0.00	0.029	0.000	44.715	0.00	6.24
119.50	Safety Cable	Yes	4.50	0.000	0.38	0.14	0.00	0.029	0.000	45.078	0.00	1.47
119.50	Step bolts (ladder)	Yes	4.50	0.000	0.63	0.24	0.00	0.029	0.000	45.078	0.00	5.62
120.00	Safety Cable	Yes	0.50	0.000	0.38	0.02	0.00	0.030	0.000	45.117	0.00	0.16
120.00	Step bolts (ladder)	Yes	0.50	0.000	0.63	0.03	0.00	0.030	0.000	45.117	0.00	0.62
123.75	Safety Cable	Yes	3.75	0.000	0.38	0.12	0.00	0.030	0.000	45.411	0.00	1.23
123.75	Step bolts (ladder)	Yes	3.75	0.000	0.63	0.20	0.00	0.030	0.000	45.411	0.00	4.68
125.00	Safety Cable	Yes	1.25	0.000	0.38	0.04	0.00	0.030	0.000	45.507	0.00	0.41
125.00	Step bolts (ladder)	Yes	1.25	0.000	0.63	0.07	0.00	0.030	0.000	45.507	0.00	1.56
130.00	Safety Cable	Yes	5.00	0.000	0.38	0.16	0.00	0.031	0.000	45.884	0.00	1.64
130.00	Step bolts (ladder)	Yes	5.00	0.000	0.63	0.26	0.00	0.031	0.000	45.884	0.00	6.24
135.00	Safety Cable	Yes	5.00	0.000	0.38	0.16	0.00	0.032	0.000	46.250	0.00	1.64
135.00	Step bolts (ladder)	Yes	5.00	0.000	0.63	0.26	0.00	0.032	0.000	46.250	0.00	6.24
137.00	Safety Cable	Yes	2.00	0.000	0.38	0.06	0.00	0.033	0.000	46.393	0.00	0.66
137.00	Step bolts (ladder)	Yes	2.00	0.000	0.63	0.10	0.00	0.033	0.000	46.393	0.00	2.50
140.00	Safety Cable	Yes	3.00	0.000	0.38	0.10	0.00	0.033	0.000	46.605	0.00	0.98
140.00	Step bolts (ladder)	Yes	3.00	0.000	0.63	0.16	0.00	0.033	0.000	46.605	0.00	3.74
145.00	Safety Cable	Yes	5.00	0.000	0.38	0.16	0.00	0.034	0.000	46.951	0.00	1.64
145.00	Step bolts (ladder)	Yes	5.00	0.000	0.63	0.26	0.00	0.034	0.000	46.951	0.00	6.24
147.00	Safety Cable	Yes	2.00	0.000	0.38	0.06	0.00	0.035	0.000	47.087	0.00	0.66
147.00	Step bolts (ladder)	Yes	2.00	0.000	0.63	0.10	0.00	0.035	0.000	47.087	0.00	2.50
150.00	Safety Cable	Yes	3.00	0.000	0.38	0.10	0.00	0.036	0.000	47.287	0.00	0.98
150.00	Step bolts (ladder)	Yes	3.00	0.000	0.63	0.16	0.00	0.036	0.000	47.287	0.00	3.74
155.00	Safety Cable	Yes	5.00	0.000	0.38	0.16	0.00	0.037	0.000	47.615	0.00	1.64
155.00	Step bolts (ladder)	Yes	5.00	0.000	0.63	0.26	0.00	0.037	0.000	47.615	0.00	6.24
160.00	Safety Cable	Yes	5.00	0.000	0.38	0.16	0.00	0.038	0.000	47.934	0.00	1.64
160.00	Step bolts (ladder)	Yes	5.00	0.000	0.63	0.26	0.00	0.038	0.000	47.934	0.00	6.24
165.00	Safety Cable	Yes	5.00	0.000	0.38	0.16	0.00	0.040	0.000	48.246	0.00	1.64
165.00	Step bolts (ladder)	Yes	5.00	0.000	0.63	0.26	0.00	0.040	0.000	48.246	0.00	6.24
168.00	Safety Cable	Yes	3.00	0.000	0.38	0.10	0.00	0.041	0.000	48.429	0.00	0.98
168.00	Step bolts (ladder)	Yes	3.00	0.000	0.63	0.16	0.00	0.041	0.000	48.429	0.00	3.74
Totals:											0.0	264.7

Calculated Forces

Structure: CT01364-S	Code: TIA-222-H	1/13/2026
Site Name: Pomfret	Exposure: C	
Height: 168.00 (ft)	Crest Height: 0.00	
Base Elev: 0.000 (ft)	Site Class: D - Stiff Soil	
Gh: 1.1	Topography: 1	Struct Class: II



Load Case: 1.2D + 1.0W 120 mph Wind - Controlling Direction

Iterations 24

Dead Load Factor 1.20
Wind Load Factor 1.00



Seg Elev (ft)	Pu FY (-) (kips)	Vu FX (-) (kips)	Tu MY (-) (ft-kips)	Mu MZ (ft-kips)	Mu MX (ft-kips)	Resultant Moment (ft-kips)	phi Pn (kips)	phi Vn (kips)	phi Tn (ft-kips)	phi Mn (ft-kips)	Total Deflect (in)	Rotation Sway (deg)	Rotation Twist (deg)	Stress Ratio
0.00	-55.64	-33.66	0.00	-3802.6	0.00	3802.64	5340.38	1364.75	6341.26	6153.95	0.00	0.000	0.000	0.629
5.00	-53.77	-33.26	0.00	-3634.3	0.00	3634.36	5276.02	1339.77	6111.26	5967.64	0.09	0.172	0.000	0.620
10.00	-51.93	-32.87	0.00	-3468.0	0.00	3468.05	5210.42	1314.79	5885.51	5782.69	0.37	0.345	0.000	0.610
15.00	-50.12	-32.48	0.00	-3303.7	0.00	3303.72	5143.57	1289.82	5664.01	5599.17	0.82	0.520	0.000	0.600
20.00	-48.35	-32.05	0.00	-3141.3	0.00	3141.34	5075.47	1264.84	5446.75	5417.17	1.46	0.696	0.000	0.590
25.00	-46.61	-31.60	0.00	-2981.0	0.00	2981.09	5006.13	1239.86	5233.74	5236.76	2.28	0.874	0.000	0.579
30.00	-44.90	-31.13	0.00	-2823.0	0.00	2823.08	4935.55	1214.88	5024.99	5058.02	3.30	1.052	0.000	0.568
35.00	-43.22	-30.65	0.00	-2667.4	0.00	2667.41	4863.72	1189.90	4820.48	4881.04	4.49	1.232	0.000	0.556
40.00	-41.58	-30.14	0.00	-2514.1	0.00	2514.17	4790.64	1164.92	4620.22	4705.88	5.88	1.412	0.000	0.544
44.00	-40.31	-29.70	0.00	-2393.6	0.00	2393.61	4731.29	1144.94	4463.07	4567.13	7.13	1.558	0.000	0.533
45.00	-39.68	-29.64	0.00	-2363.9	0.00	2363.92	4716.32	1139.94	4424.20	4532.64	7.46	1.595	0.000	0.531
50.00	-36.77	-29.06	0.00	-2215.7	0.00	2215.74	4386.97	1048.88	4057.73	4202.47	9.23	1.777	0.000	0.536
55.00	-35.20	-28.52	0.00	-2070.4	0.00	2070.42	4315.09	1025.82	3881.29	4041.90	11.18	1.958	0.000	0.521
60.00	-33.66	-27.96	0.00	-1927.8	0.00	1927.84	4242.11	1002.77	3708.77	3883.37	13.33	2.129	0.000	0.505
65.00	-32.16	-27.40	0.00	-1788.0	0.00	1788.03	4147.44	979.71	3540.18	3708.56	15.65	2.299	0.000	0.491
70.00	-30.69	-26.84	0.00	-1651.0	0.00	1651.02	4049.83	956.65	3375.50	3535.21	18.15	2.468	0.000	0.475
75.00	-29.25	-26.27	0.00	-1516.8	0.00	1516.83	3952.22	933.60	3214.75	3366.00	20.82	2.635	0.000	0.459
80.00	-27.86	-25.70	0.00	-1385.4	0.00	1385.46	3854.61	910.54	3057.92	3200.95	23.67	2.799	0.000	0.441
83.75	-26.85	-25.25	0.00	-1289.1	0.00	1289.10	3781.40	893.24	2942.87	3079.88	25.91	2.922	0.000	0.426
85.00	-26.28	-25.12	0.00	-1257.5	0.00	1257.54	3757.00	887.48	2905.01	3040.04	26.68	2.963	0.000	0.421
89.00	-24.59	-24.60	0.00	-1157.0	0.00	1157.06	2696.95	685.52	2239.96	2185.23	29.22	3.091	0.000	0.540
90.00	-24.35	-24.53	0.00	-1132.4	0.00	1132.45	2687.67	681.95	2216.70	2166.29	29.87	3.123	0.000	0.533
95.00	-23.32	-23.99	0.00	-1009.8	0.00	1009.81	2640.52	664.11	2102.22	2072.16	33.25	3.325	0.000	0.497
100.00	-22.32	-23.45	0.00	-889.87	0.00	889.87	2592.12	646.27	1990.79	1979.09	36.84	3.519	0.000	0.460
105.00	-21.34	-22.90	0.00	-772.65	0.00	772.65	2542.48	628.43	1882.38	1887.15	40.62	3.704	0.000	0.419
110.00	-20.40	-22.36	0.00	-658.13	0.00	658.13	2491.60	610.59	1777.01	1796.42	44.59	3.876	0.000	0.376
115.00	-19.49	-21.82	0.00	-546.32	0.00	546.32	2439.47	592.74	1674.68	1706.99	48.74	4.035	0.000	0.329
119.50	-18.71	-21.32	0.00	-448.12	0.00	448.12	2391.49	576.69	1585.17	1627.67	52.60	4.163	0.000	0.285
120.00	-18.55	-21.28	0.00	-437.46	0.00	437.46	2386.09	574.90	1575.38	1618.92	53.04	4.177	0.000	0.279
123.75	-17.51	-20.83	0.00	-357.67	0.00	357.67	1658.06	421.89	1148.87	1119.99	56.36	4.271	0.000	0.332
125.00	-13.26	-15.85	0.00	-331.63	0.00	331.63	1649.50	418.60	1131.00	1105.44	57.48	4.300	0.000	0.309
130.00	-12.56	-15.32	0.00	-252.39	0.00	252.39	1614.57	405.42	1060.92	1047.71	62.04	4.420	0.000	0.250
135.00	-11.90	-14.79	0.00	-175.80	0.00	175.80	1578.53	392.25	993.09	990.78	66.72	4.517	0.000	0.186
137.00	-8.50	-10.00	0.00	-146.23	0.00	146.23	1563.80	386.98	966.58	968.24	68.62	4.549	0.000	0.157
140.00	-8.17	-9.70	0.00	-116.21	0.00	116.21	1541.39	379.07	927.49	934.70	71.49	4.590	0.000	0.130
145.00	-7.64	-9.19	0.00	-67.72	0.00	67.72	1503.14	365.90	864.14	879.56	76.32	4.641	0.000	0.083
147.00	-4.08	-3.13	0.00	-49.33	0.00	49.33	1487.53	360.63	839.42	857.78	78.27	4.655	0.000	0.060
150.00	-3.83	-2.84	0.00	-39.94	0.00	39.94	1463.79	352.72	803.03	825.42	81.20	4.673	0.000	0.051
155.00	-3.42	-2.37	0.00	-25.75	0.00	25.75	1423.34	339.54	744.15	772.36	86.10	4.695	0.000	0.036
160.00	-3.03	-1.91	0.00	-13.92	0.00	13.92	1381.63	326.37	687.52	720.36	91.02	4.710	0.000	0.022
165.00	-2.65	-1.46	0.00	-4.39	0.00	4.39	1325.85	313.19	633.13	663.10	95.95	4.718	0.000	0.009
168.00	0.00	-1.24	0.00	0.00	0.00	0.00	1292.39	305.29	601.57	629.89	98.91	4.720	0.000	0.000

Wind Loading - Shaft

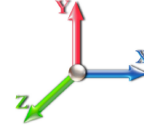
Structure: CT01364-S	Code: TIA-222-H	1/13/2026
Site Name: Pomfret	Exposure: C	
Height: 168.00 (ft)	Crest Height: 0.00	
Base Elev: 0.000 (ft)	Site Class: D - Stiff Soil	
Gh: 1.1	Topography: 1	Struct Class: II
		Page: 14



Load Case: 1.2D + 1.0Di + 1.0Wi 50 mph Wind - Controlling Direction

Iterations 23

Dead Load Factor 1.20 **Ice Thickness:** 1.00
Wind Load Factor 1.00



Elev (ft)	Description	Kzt	Kz	qz (psf)	qzGh (psf)	C (mph-ft)	Cf	Ice Thick (in)	Tributary (ft)	Aa (sf)	CfAa (sf)	Wind Force X (lb)	Dead Load Ice (lb)	Tot Dead Load (lb)
0.00		1.00	0.85	5.063	5.57	0.00	1.200	0.000	0.00	0.000	0.00	0.0	0.0	0.0
5.00		1.00	0.85	5.063	5.57	0.00	1.200	0.828	5.00	24.353	29.22	162.7	291.8	1864.9
10.00		1.00	0.85	5.063	5.57	0.00	1.200	0.887	5.00	23.968	28.76	160.2	307.3	1851.4
15.00		1.00	0.85	5.063	5.57	0.00	1.200	0.924	5.00	23.565	28.28	157.5	314.3	1829.4
20.00		1.00	0.90	5.372	5.91	0.00	1.200	0.951	5.00	23.154	27.79	164.2	317.6	1803.5
25.00		1.00	0.95	5.630	6.19	0.00	1.200	0.973	5.00	22.738	27.29	169.0	318.6	1775.5
30.00		1.00	0.98	5.850	6.44	0.00	1.200	0.991	5.00	22.320	26.78	172.4	318.2	1746.1
35.00		1.00	1.01	6.043	6.65	0.00	1.200	1.006	5.00	21.899	26.28	174.7	316.8	1715.6
40.00		1.00	1.04	6.215	6.84	0.00	1.200	1.019	5.00	21.476	25.77	176.2	314.6	1684.3
44.00	Bot - Section 2	1.00	1.06	6.341	6.98	0.00	1.200	1.029	4.00	16.875	20.25	141.3	249.9	1324.8
45.00		1.00	1.07	6.372	7.01	0.00	1.200	1.032	1.00	4.250	5.10	35.7	63.5	600.1
50.00	Top - Section 1	1.00	1.09	6.514	7.17	0.00	1.200	1.042	5.00	20.998	25.20	180.6	314.2	2962.2
55.00		1.00	1.12	6.646	7.31	0.00	1.200	1.052	5.00	20.573	24.69	180.5	310.5	1617.8
60.00		1.00	1.14	6.769	7.45	0.00	1.200	1.062	5.00	20.147	24.18	180.0	306.4	1584.7
65.00		1.00	1.16	6.884	7.57	0.00	1.200	1.070	5.00	19.721	23.66	179.2	302.1	1551.3
70.00		1.00	1.17	6.993	7.69	0.00	1.200	1.078	5.00	19.294	23.15	178.1	297.4	1517.6
75.00		1.00	1.19	7.095	7.80	0.00	1.200	1.086	5.00	18.866	22.64	176.7	292.6	1483.7
80.00		1.00	1.21	7.192	7.91	0.00	1.200	1.093	5.00	18.438	22.13	175.0	287.5	1449.6
83.75	Bot - Section 3	1.00	1.22	7.262	7.99	0.00	1.200	1.098	3.75	13.547	16.26	129.9	212.7	1065.2
85.00		1.00	1.22	7.284	8.01	0.00	1.200	1.099	1.25	4.528	5.43	43.5	71.6	556.3
89.00	Top - Section 2	1.00	1.23	7.355	8.09	0.00	1.200	1.104	4.00	14.311	17.17	138.9	225.8	1755.9
90.00		1.00	1.24	7.373	8.11	0.00	1.200	1.106	1.00	3.535	4.24	34.4	56.2	215.3
95.00		1.00	1.25	7.457	8.20	0.00	1.200	1.112	5.00	17.417	20.90	171.4	275.6	1058.5
100.00		1.00	1.27	7.538	8.29	0.00	1.200	1.117	5.00	16.989	20.39	169.0	269.8	1032.0
105.00		1.00	1.28	7.616	8.38	0.00	1.200	1.123	5.00	16.559	19.87	166.5	264.0	1005.4
110.00		1.00	1.29	7.691	8.46	0.00	1.200	1.128	5.00	16.130	19.36	163.7	258.0	978.7
115.00		1.00	1.30	7.763	8.54	0.00	1.200	1.133	5.00	15.701	18.84	160.9	251.9	951.9
119.50	Bot - Section 4	1.00	1.31	7.826	8.61	0.00	1.200	1.137	4.50	13.763	16.52	142.2	221.7	833.9
120.00		1.00	1.32	7.833	8.62	0.00	1.200	1.138	0.50	1.529	1.83	15.8	24.9	146.4
123.75	Top - Section 3	1.00	1.32	7.884	8.67	0.00	1.200	1.141	3.75	11.329	13.60	117.9	183.4	1082.6
125.00	Appurtenance(s)	1.00	1.33	7.900	8.69	0.00	1.200	1.142	1.25	3.723	4.47	38.8	60.7	193.2
130.00		1.00	1.34	7.966	8.76	0.00	1.200	1.147	5.00	14.623	17.55	153.8	236.6	755.9
135.00		1.00	1.35	8.030	8.83	0.00	1.200	1.151	5.00	14.193	17.03	150.4	230.1	732.8
137.00	Appurtenance(s)	1.00	1.35	8.054	8.86	0.00	1.200	1.153	2.00	5.556	6.67	59.1	91.0	287.4
140.00		1.00	1.36	8.091	8.90	0.00	1.200	1.155	3.00	8.205	9.85	87.6	134.2	423.8
145.00		1.00	1.37	8.151	8.97	0.00	1.200	1.160	5.00	13.332	16.00	143.5	217.0	686.4
147.00	Appurtenance(s)	1.00	1.37	8.175	8.99	0.00	1.200	1.161	2.00	5.212	6.25	56.2	85.7	268.8
150.00		1.00	1.38	8.210	9.03	0.00	1.200	1.163	3.00	7.689	9.23	83.3	126.1	395.9
155.00		1.00	1.39	8.266	9.09	0.00	1.200	1.167	5.00	12.471	14.97	136.1	203.5	639.7
160.00		1.00	1.40	8.322	9.15	0.00	1.200	1.171	5.00	12.041	14.45	132.3	196.6	616.2
165.00		1.00	1.41	8.376	9.21	0.00	1.200	1.175	5.00	11.610	13.93	128.4	189.7	592.7
168.00	Appurtenance(s)	1.00	1.41	8.408	9.25	0.00	1.200	1.177	3.00	6.759	8.11	75.0	111.3	345.2
Totals:									168.00			5,462.6		44,982.7

Discrete Appurtenance Forces

Structure: CT01364-S	Code: TIA-222-H	1/13/2026
Site Name: Pomfret	Exposure: C	
Height: 168.00 (ft)	Crest Height: 0.00	
Base Elev: 0.000 (ft)	Site Class: D - Stiff Soil	
Gh: 1.1	Topography: 1	Struct Class: II



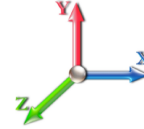
Page: 15

Load Case: 1.2D + 1.0Di + 1.0Wi 50 mph Wind - Controlling Direction

Iterations 23

Dead Load Factor 1.20

Wind Load Factor 1.00



No.	Elev (ft)	Description	Qty	qz (psf)	qzGh (psf)	Orient Factor x Ka	Ka	Total CaAa (sf)	Dead Load (lb)	Horiz Ecc (ft)	Vert Ecc (ft)	Wind FX (lb)	Mom Y (lb-ft)	Mom Z (lb-ft)
1	168.00	6' Lightning rod	1	8.408	9.249	1.00	1.00	1.11	26.98	0.000	0.000	-10.30	0.00	0.00
2	168.00	Low Profile Platform	1	8.408	9.249	1.00	1.00	28.76	4355.57	0.000	0.000	-266.01	0.00	0.00
3	147.00	CCI TPA65R-BU8Dv2B-K	6	8.175	8.992	0.56	0.75	64.46	2428.26	0.000	0.000	-579.61	0.00	0.00
4	147.00	Ericsson 4890 B25/B66	3	8.175	8.992	0.58	0.75	5.55	418.80	0.000	0.000	-49.91	0.00	0.00
5	147.00	Ericsson 4494 B14/B29	3	8.175	8.992	0.55	0.75	4.36	120.33	0.000	0.000	-39.23	0.00	0.00
6	147.00	Ericsson 4490 B5/B12	3	8.175	8.992	0.58	0.75	5.44	381.92	0.000	0.000	-48.95	0.00	0.00
7	147.00	Raycap	1	8.175	8.992	0.75	0.75	2.38	119.85	0.000	0.000	-21.42	0.00	0.00
8	147.00	Raycap DC6-48-60-18-8F	1	8.175	8.992	0.75	0.75	1.99	108.88	0.000	0.000	-17.86	0.00	0.00
9	147.00	Platform W/Handrail	1	8.175	8.992	1.00	1.00	32.85	2661.97	0.000	0.000	-295.35	0.00	0.00
10	147.00	Mount Pipes	14	8.175	8.992	0.75	0.75	17.24	-46383.4	0.000	0.000	-154.99	0.00	0.00
11	137.00	Mount Pipes	9	8.054	8.860	0.75	0.75	11.36	-29819.2	0.000	0.000	-100.62	0.00	0.00
12	137.00	Platform w/ Handrail &	1	8.054	8.860	1.00	1.00	49.94	3018.97	0.000	0.000	-442.43	0.00	0.00
13	137.00	Kathrein 782 11056	3	8.054	8.860	0.50	0.75	0.49	4.79	0.000	0.000	-4.31	0.00	0.00
14	137.00	Allen Telecom	3	8.054	8.860	0.55	0.75	1.22	92.56	0.000	0.000	-10.84	0.00	0.00
15	137.00	RFS	3	8.054	8.860	0.54	0.75	34.78	1052.84	0.000	0.000	-308.19	0.00	0.00
16	137.00	RFS	3	8.054	8.860	0.58	0.75	7.41	167.86	0.000	0.000	-65.66	0.00	0.00
17	137.00	EriEricsson Radio 4449	3	8.054	8.860	0.61	0.75	3.58	329.89	0.000	0.000	-31.76	0.00	0.00
18	137.00	Ericsson KRY 112 489/2	3	8.054	8.860	0.62	0.75	1.45	78.74	0.000	0.000	-12.81	0.00	0.00
19	125.00	Mount Pipes	12	7.900	8.691	0.75	0.75	19.24	-39761.2	0.000	0.000	-167.19	0.00	0.00
20	125.00	Commscope	6	7.900	8.691	0.65	0.75	34.50	-482.67	0.000	0.000	-299.82	0.00	0.00
21	125.00	Commscope	3	7.900	8.691	0.73	0.75	1.74	35.18	0.000	0.000	-15.10	0.00	0.00
22	125.00	Huber And Suhner MLRH	1	7.900	8.691	0.75	0.75	0.97	-0.23	0.000	0.000	-8.45	0.00	0.00
23	125.00	Samsung RF4801d-25A	3	7.900	8.691	0.56	0.75	6.10	449.01	0.000	0.000	-53.01	0.00	0.00
24	125.00	Samsung MT6413-77A	3	7.900	8.691	0.62	0.75	8.10	255.06	0.000	0.000	-70.36	0.00	0.00
25	125.00	Platform w/handrail &	1	7.900	8.691	1.00	1.00	41.56	3141.37	0.000	0.000	-361.21	0.00	0.00
26	125.00	Samsung RF4461d-13A	3	7.900	8.691	0.65	0.75	4.36	376.24	0.000	0.000	-37.86	0.00	0.00
27	125.00	Raycap	1	7.900	8.691	0.75	0.75	2.71	66.09	0.000	0.000	-23.58	0.00	0.00
Totals:									-96,755.5			-3,496.81		

Total Applied Force Summary

Structure: CT01364-S	Code: TIA-222-H	1/13/2026
Site Name: Pomfret	Exposure: C	
Height: 168.00 (ft)	Crest Height: 0.00	
Base Elev: 0.000 (ft)	Site Class: D - Stiff Soil	
Gh: 1.1	Topography: 1	Struct Class: II
		Page: 16

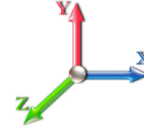


Load Case: 1.2D + 1.0Di + 1.0Wi 50 mph Wind - Controlling Direction

Iterations 23

Dead Load Factor 1.20

Wind Load Factor 1.00



Elev (ft)	Description	Lateral FX (-) (lb)	Axial FY (-) (lb)	Torsion MY (lb-ft)	Moment MZ (lb-ft)
0.00		0.00	0.00	0.00	0.00
5.00		-162.74	-2073.10	0.00	0.00
10.00		-160.17	-2061.09	0.00	0.00
15.00		-157.48	-2039.98	0.00	0.00
20.00		-164.17	-2014.86	0.00	0.00
25.00		-168.98	-1987.44	0.00	0.00
30.00		-172.36	-1958.49	0.00	0.00
35.00		-174.69	-1928.44	0.00	0.00
40.00		-176.20	-1897.57	0.00	0.00
44.00		-141.26	-1495.59	0.00	0.00
45.00		-35.74	-642.79	0.00	0.00
50.00		-180.57	-3176.11	0.00	0.00
55.00		-180.49	-1832.04	0.00	0.00
60.00		-180.02	-1799.21	0.00	0.00
65.00		-179.21	-1766.05	0.00	0.00
70.00		-178.08	-1732.61	0.00	0.00
75.00		-176.69	-1698.91	0.00	0.00
80.00		-175.04	-1664.99	0.00	0.00
83.75		-129.86	-1226.84	0.00	0.00
85.00		-43.54	-610.24	0.00	0.00
89.00		-138.94	-1928.53	0.00	0.00
90.00		-34.40	-258.47	0.00	0.00
95.00		-171.44	-1274.52	0.00	0.00
100.00		-169.04	-1248.23	0.00	0.00
105.00		-166.47	-1221.79	0.00	0.00
110.00		-163.75	-1195.22	0.00	0.00
115.00		-160.89	-1168.53	0.00	0.00
119.50		-142.18	-1029.03	0.00	0.00
120.00		-15.81	-168.09	0.00	0.00
123.75		-117.90	-1245.35	0.00	0.00
125.00	(33) attachments	-1075.40	35673.78	0.00	0.00
130.00		-153.76	-960.35	0.00	0.00
135.00		-150.43	-937.42	0.00	0.00
137.00	(28) attachments	-1035.69	24704.28	0.00	0.00
140.00		-87.64	-489.84	0.00	0.00
145.00		-143.45	-796.61	0.00	0.00
147.00	(32) attachments	-1263.56	39830.45	0.00	0.00
150.00		-83.32	-413.35	0.00	0.00
155.00		-136.08	-668.98	0.00	0.00
160.00		-132.27	-645.65	0.00	0.00
165.00		-128.37	-622.24	0.00	0.00
168.00	(2) attachments	-351.32	-4745.46	0.00	0.00
	Totals:	-8,959.37	45,584.49	0.00	0.00

Linear Appurtenance Segment Forces (Factored)

Structure: CT01364-S	Code: TIA-222-H	1/13/2026
Site Name: Pomfret	Exposure: C	
Height: 168.00 (ft)	Crest Height: 0.00	
Base Elev: 0.000 (ft)	Site Class: D - Stiff Soil	
Gh: 1.1	Topography: 1	Struct Class: II

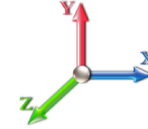


Load Case: 1.2D + 1.0Di + 1.0Wi 50 mph Wind - Controlling Direction

Iterations 23

Dead Load Factor 1.20

Wind Load Factor 1.00



Top Elev (ft)	Description	Wind Exposed	Length (ft)	Ca	Exposed Width (in)	Area (sqft)	CaAa (sqft)	Ra	Cf Adjust Factor	qz (psf)	F X (lb)	Dead Load (lb)
5.00	Safety Cable	Yes	5.00	0.000	0.38	0.85	0.00	0.018	0.000	5.063	0.00	7.09
5.00	Step bolts (ladder)	Yes	5.00	0.000	0.63	0.95	0.00	0.018	0.000	5.063	0.00	12.60
10.00	Safety Cable	Yes	5.00	0.000	0.38	0.90	0.00	0.018	0.000	5.063	0.00	7.80
10.00	Step bolts (ladder)	Yes	5.00	0.000	0.63	1.00	0.00	0.018	0.000	5.063	0.00	13.37
15.00	Safety Cable	Yes	5.00	0.000	0.38	0.93	0.00	0.018	0.000	5.063	0.00	8.26
15.00	Step bolts (ladder)	Yes	5.00	0.000	0.63	1.03	0.00	0.018	0.000	5.063	0.00	13.87
20.00	Safety Cable	Yes	5.00	0.000	0.38	0.95	0.00	0.019	0.000	5.372	0.00	8.61
20.00	Step bolts (ladder)	Yes	5.00	0.000	0.63	1.06	0.00	0.019	0.000	5.372	0.00	14.24
25.00	Safety Cable	Yes	5.00	0.000	0.38	0.97	0.00	0.019	0.000	5.630	0.00	8.89
25.00	Step bolts (ladder)	Yes	5.00	0.000	0.63	1.07	0.00	0.019	0.000	5.630	0.00	14.55
30.00	Safety Cable	Yes	5.00	0.000	0.38	0.98	0.00	0.020	0.000	5.850	0.00	9.13
30.00	Step bolts (ladder)	Yes	5.00	0.000	0.63	1.09	0.00	0.020	0.000	5.850	0.00	14.80
35.00	Safety Cable	Yes	5.00	0.000	0.38	1.00	0.00	0.020	0.000	6.043	0.00	9.34
35.00	Step bolts (ladder)	Yes	5.00	0.000	0.63	1.10	0.00	0.020	0.000	6.043	0.00	15.03
40.00	Safety Cable	Yes	5.00	0.000	0.38	1.01	0.00	0.020	0.000	6.215	0.00	9.53
40.00	Step bolts (ladder)	Yes	5.00	0.000	0.63	1.11	0.00	0.020	0.000	6.215	0.00	15.23
44.00	Safety Cable	Yes	4.00	0.000	0.38	0.81	0.00	0.021	0.000	6.341	0.00	7.73
44.00	Step bolts (ladder)	Yes	4.00	0.000	0.63	0.90	0.00	0.021	0.000	6.341	0.00	12.30
45.00	Safety Cable	Yes	1.00	0.000	0.38	0.20	0.00	0.021	0.000	6.372	0.00	1.94
45.00	Step bolts (ladder)	Yes	1.00	0.000	0.63	0.22	0.00	0.021	0.000	6.372	0.00	3.08
50.00	Safety Cable	Yes	5.00	0.000	0.38	1.03	0.00	0.021	0.000	6.514	0.00	9.85
50.00	Step bolts (ladder)	Yes	5.00	0.000	0.63	1.13	0.00	0.021	0.000	6.514	0.00	15.57
55.00	Safety Cable	Yes	5.00	0.000	0.38	1.04	0.00	0.021	0.000	6.646	0.00	10.00
55.00	Step bolts (ladder)	Yes	5.00	0.000	0.63	1.14	0.00	0.021	0.000	6.646	0.00	15.73
60.00	Safety Cable	Yes	5.00	0.000	0.38	1.04	0.00	0.022	0.000	6.769	0.00	10.13
60.00	Step bolts (ladder)	Yes	5.00	0.000	0.63	1.15	0.00	0.022	0.000	6.769	0.00	15.87
65.00	Safety Cable	Yes	5.00	0.000	0.38	1.05	0.00	0.022	0.000	6.884	0.00	10.25
65.00	Step bolts (ladder)	Yes	5.00	0.000	0.63	1.15	0.00	0.022	0.000	6.884	0.00	16.00
70.00	Safety Cable	Yes	5.00	0.000	0.38	1.06	0.00	0.023	0.000	6.993	0.00	10.37
70.00	Step bolts (ladder)	Yes	5.00	0.000	0.63	1.16	0.00	0.023	0.000	6.993	0.00	16.12
75.00	Safety Cable	Yes	5.00	0.000	0.38	1.06	0.00	0.023	0.000	7.095	0.00	10.48
75.00	Step bolts (ladder)	Yes	5.00	0.000	0.63	1.17	0.00	0.023	0.000	7.095	0.00	16.24
80.00	Safety Cable	Yes	5.00	0.000	0.38	1.07	0.00	0.024	0.000	7.192	0.00	10.58
80.00	Step bolts (ladder)	Yes	5.00	0.000	0.63	1.17	0.00	0.024	0.000	7.192	0.00	16.35
83.75	Safety Cable	Yes	3.75	0.000	0.38	0.80	0.00	0.025	0.000	7.262	0.00	7.99
83.75	Step bolts (ladder)	Yes	3.75	0.000	0.63	0.88	0.00	0.025	0.000	7.262	0.00	12.32
85.00	Safety Cable	Yes	1.25	0.000	0.38	0.27	0.00	0.025	0.000	7.284	0.00	2.67
85.00	Step bolts (ladder)	Yes	1.25	0.000	0.63	0.29	0.00	0.025	0.000	7.284	0.00	4.11
89.00	Safety Cable	Yes	4.00	0.000	0.38	0.86	0.00	0.025	0.000	7.355	0.00	8.61
89.00	Step bolts (ladder)	Yes	4.00	0.000	0.63	0.95	0.00	0.025	0.000	7.355	0.00	13.23
90.00	Safety Cable	Yes	1.00	0.000	0.38	0.22	0.00	0.025	0.000	7.373	0.00	2.15
90.00	Step bolts (ladder)	Yes	1.00	0.000	0.63	0.24	0.00	0.025	0.000	7.373	0.00	3.31
95.00	Safety Cable	Yes	5.00	0.000	0.38	1.08	0.00	0.026	0.000	7.457	0.00	10.86
95.00	Step bolts (ladder)	Yes	5.00	0.000	0.63	1.19	0.00	0.026	0.000	7.457	0.00	16.65
100.00	Safety Cable	Yes	5.00	0.000	0.38	1.09	0.00	0.026	0.000	7.538	0.00	10.95
100.00	Step bolts (ladder)	Yes	5.00	0.000	0.63	1.19	0.00	0.026	0.000	7.538	0.00	16.74
105.00	Safety Cable	Yes	5.00	0.000	0.38	1.09	0.00	0.027	0.000	7.616	0.00	11.03

Linear Appurtenance Segment Forces (Factored)

Structure: CT01364-S	Code: TIA-222-H	1/13/2026
Site Name: Pomfret	Exposure: C	
Height: 168.00 (ft)	Crest Height: 0.00	
Base Elev: 0.000 (ft)	Site Class: D - Stiff Soil	
Gh: 1.1	Topography: 1	Struct Class: II



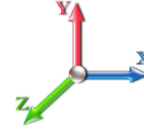
Page: 18

Load Case: 1.2D + 1.0Di + 1.0Wi 50 mph Wind - Controlling Direction

Iterations 23

Dead Load Factor 1.20

Wind Load Factor 1.00



Top Elev (ft)	Description	Wind Exposed	Length (ft)	Ca	Exposed Width (in)	Area (sqft)	CaAa (sqft)	Ra	Cf Adjust Factor	qz (psf)	F X (lb)	Dead Load (lb)
105.00	Step bolts (ladder)	Yes	5.00	0.000	0.63	1.20	0.00	0.027	0.000	7.616	0.00	16.83
110.00	Safety Cable	Yes	5.00	0.000	0.38	1.10	0.00	0.028	0.000	7.691	0.00	11.11
110.00	Step bolts (ladder)	Yes	5.00	0.000	0.63	1.20	0.00	0.028	0.000	7.691	0.00	16.92
115.00	Safety Cable	Yes	5.00	0.000	0.38	1.10	0.00	0.029	0.000	7.763	0.00	11.19
115.00	Step bolts (ladder)	Yes	5.00	0.000	0.63	1.21	0.00	0.029	0.000	7.763	0.00	17.00
119.50	Safety Cable	Yes	4.50	0.000	0.38	1.00	0.00	0.029	0.000	7.826	0.00	10.13
119.50	Step bolts (ladder)	Yes	4.50	0.000	0.63	1.09	0.00	0.029	0.000	7.826	0.00	15.36
120.00	Safety Cable	Yes	0.50	0.000	0.38	0.11	0.00	0.030	0.000	7.833	0.00	1.13
120.00	Step bolts (ladder)	Yes	0.50	0.000	0.63	0.12	0.00	0.030	0.000	7.833	0.00	1.71
123.75	Safety Cable	Yes	3.75	0.000	0.38	0.83	0.00	0.030	0.000	7.884	0.00	8.49
123.75	Step bolts (ladder)	Yes	3.75	0.000	0.63	0.91	0.00	0.030	0.000	7.884	0.00	12.85
125.00	Safety Cable	Yes	1.25	0.000	0.38	0.28	0.00	0.030	0.000	7.900	0.00	2.83
125.00	Step bolts (ladder)	Yes	1.25	0.000	0.63	0.30	0.00	0.030	0.000	7.900	0.00	4.29
130.00	Safety Cable	Yes	5.00	0.000	0.38	1.11	0.00	0.031	0.000	7.966	0.00	11.41
130.00	Step bolts (ladder)	Yes	5.00	0.000	0.63	1.22	0.00	0.031	0.000	7.966	0.00	17.23
135.00	Safety Cable	Yes	5.00	0.000	0.38	1.12	0.00	0.032	0.000	8.030	0.00	11.47
135.00	Step bolts (ladder)	Yes	5.00	0.000	0.63	1.22	0.00	0.032	0.000	8.030	0.00	17.30
137.00	Safety Cable	Yes	2.00	0.000	0.38	0.45	0.00	0.033	0.000	8.054	0.00	4.60
137.00	Step bolts (ladder)	Yes	2.00	0.000	0.63	0.49	0.00	0.033	0.000	8.054	0.00	6.93
140.00	Safety Cable	Yes	3.00	0.000	0.38	0.67	0.00	0.033	0.000	8.091	0.00	6.92
140.00	Step bolts (ladder)	Yes	3.00	0.000	0.63	0.74	0.00	0.033	0.000	8.091	0.00	10.42
145.00	Safety Cable	Yes	5.00	0.000	0.38	1.12	0.00	0.034	0.000	8.151	0.00	11.60
145.00	Step bolts (ladder)	Yes	5.00	0.000	0.63	1.23	0.00	0.034	0.000	8.151	0.00	17.43
147.00	Safety Cable	Yes	2.00	0.000	0.38	0.45	0.00	0.035	0.000	8.175	0.00	4.65
147.00	Step bolts (ladder)	Yes	2.00	0.000	0.63	0.49	0.00	0.035	0.000	8.175	0.00	6.98
150.00	Safety Cable	Yes	3.00	0.000	0.38	0.68	0.00	0.036	0.000	8.210	0.00	7.00
150.00	Step bolts (ladder)	Yes	3.00	0.000	0.63	0.74	0.00	0.036	0.000	8.210	0.00	10.50
155.00	Safety Cable	Yes	5.00	0.000	0.38	1.13	0.00	0.037	0.000	8.266	0.00	11.72
155.00	Step bolts (ladder)	Yes	5.00	0.000	0.63	1.24	0.00	0.037	0.000	8.266	0.00	17.56
160.00	Safety Cable	Yes	5.00	0.000	0.38	1.13	0.00	0.038	0.000	8.322	0.00	11.78
160.00	Step bolts (ladder)	Yes	5.00	0.000	0.63	1.24	0.00	0.038	0.000	8.322	0.00	17.63
165.00	Safety Cable	Yes	5.00	0.000	0.38	1.14	0.00	0.040	0.000	8.376	0.00	11.84
165.00	Step bolts (ladder)	Yes	5.00	0.000	0.63	1.24	0.00	0.040	0.000	8.376	0.00	17.69
168.00	Safety Cable	Yes	3.00	0.000	0.38	0.68	0.00	0.041	0.000	8.408	0.00	7.12
168.00	Step bolts (ladder)	Yes	3.00	0.000	0.63	0.75	0.00	0.041	0.000	8.408	0.00	10.63
Totals:											0.0	891.9

Calculated Forces

Structure: CT01364-S	Code: TIA-222-H	1/13/2026
Site Name: Pomfret	Exposure: C	
Height: 168.00 (ft)	Crest Height: 0.00	
Base Elev: 0.000 (ft)	Site Class: D - Stiff Soil	
Gh: 1.1	Topography: 1	Struct Class: II
		Page: 19



Load Case: 1.2D + 1.0Di + 1.0Wi 50 mph Wind - Controlling Direction

Iterations 23

Dead Load Factor 1.20
Wind Load Factor 1.00



Seg Elev (ft)	Pu FY (-) (kips)	Vu FX (-) (kips)	Tu MY (-) (ft-kips)	Mu MZ (ft-kips)	Mu MX (ft-kips)	Resultant Moment (ft-kips)	phi Pn (kips)	phi Vn (kips)	phi Tn (ft-kips)	phi Mn (ft-kips)	Total Deflect (in)	Rotation Sway (deg)	Rotation Twist (deg)	Stress Ratio
0.00	45.59	-8.94	0.00	-851.37	0.00	851.37	5340.38	1364.75	6341.26	6153.95	0.00	0.000	0.000	0.147
5.00	47.67	-8.75	0.00	-806.65	0.00	806.65	5276.02	1339.77	6111.26	5967.64	0.02	0.038	0.000	0.144
10.00	49.73	-8.55	0.00	-762.91	0.00	762.91	5210.42	1314.79	5885.51	5782.69	0.08	0.077	0.000	0.142
15.00	51.78	-8.36	0.00	-720.15	0.00	720.15	5143.57	1289.82	5664.01	5599.17	0.18	0.115	0.000	0.139
20.00	53.80	-8.15	0.00	-678.36	0.00	678.36	5075.47	1264.84	5446.75	5417.17	0.32	0.153	0.000	0.136
25.00	55.79	-7.94	0.00	-637.60	0.00	637.60	5006.13	1239.86	5233.74	5236.76	0.50	0.191	0.000	0.133
30.00	57.75	-7.72	0.00	-597.89	0.00	597.89	4935.55	1214.88	5024.99	5058.02	0.73	0.229	0.000	0.130
35.00	59.69	-7.50	0.00	-559.28	0.00	559.28	4863.72	1189.90	4820.48	4881.04	0.99	0.267	0.000	0.127
40.00	61.59	-7.28	0.00	-521.78	0.00	521.78	4790.64	1164.92	4620.22	4705.88	1.29	0.305	0.000	0.124
44.00	63.08	-7.11	0.00	-492.67	0.00	492.67	4731.29	1144.94	4463.07	4567.13	1.55	0.335	0.000	0.121
45.00	63.73	-7.04	0.00	-485.56	0.00	485.56	4716.32	1139.94	4424.20	4532.64	1.63	0.343	0.000	0.121
50.00	66.91	-6.80	0.00	-450.34	0.00	450.34	4386.97	1048.88	4057.73	4202.47	2.00	0.380	0.000	0.122
55.00	68.74	-6.56	0.00	-416.34	0.00	416.34	4315.09	1025.82	3881.29	4041.90	2.42	0.416	0.000	0.119
60.00	70.55	-6.33	0.00	-383.52	0.00	383.52	4242.11	1002.77	3708.77	3883.37	2.88	0.451	0.000	0.115
65.00	72.31	-6.09	0.00	-351.88	0.00	351.88	4147.44	979.71	3540.18	3708.56	3.37	0.484	0.000	0.112
70.00	74.05	-5.86	0.00	-321.42	0.00	321.42	4049.83	956.65	3375.50	3535.21	3.89	0.517	0.000	0.109
75.00	75.75	-5.62	0.00	-292.13	0.00	292.13	3952.22	933.60	3214.75	3366.00	4.45	0.550	0.000	0.106
80.00	77.41	-5.39	0.00	-264.02	0.00	264.02	3854.61	910.54	3057.92	3200.95	5.04	0.581	0.000	0.103
83.75	78.64	-5.23	0.00	-243.79	0.00	243.79	3781.40	893.24	2942.87	3079.88	5.51	0.604	0.000	0.100
85.00	79.25	-5.16	0.00	-237.25	0.00	237.25	3757.00	887.48	2905.01	3040.04	5.67	0.612	0.000	0.099
89.00	81.18	-4.98	0.00	-216.62	0.00	216.62	2696.95	685.52	2239.96	2185.23	6.19	0.636	0.000	0.129
90.00	81.44	-4.91	0.00	-211.64	0.00	211.64	2687.67	681.95	2216.70	2166.29	6.33	0.642	0.000	0.128
95.00	82.72	-4.67	0.00	-187.10	0.00	187.10	2640.52	664.11	2102.22	2072.16	7.02	0.680	0.000	0.122
100.00	83.96	-4.43	0.00	-163.75	0.00	163.75	2592.12	646.27	1990.79	1979.09	7.75	0.716	0.000	0.115
105.00	85.19	-4.20	0.00	-141.58	0.00	141.58	2542.48	628.43	1882.38	1887.15	8.52	0.750	0.000	0.109
110.00	86.38	-3.98	0.00	-120.57	0.00	120.57	2491.60	610.59	1777.01	1796.42	9.32	0.781	0.000	0.102
115.00	87.55	-3.76	0.00	-100.68	0.00	100.68	2439.47	592.74	1674.68	1706.99	10.16	0.810	0.000	0.095
119.50	88.58	-3.58	0.00	-83.76	0.00	83.76	2391.49	576.69	1585.17	1627.67	10.93	0.834	0.000	0.089
120.00	88.75	-3.55	0.00	-81.97	0.00	81.97	2386.09	574.90	1575.38	1618.92	11.02	0.837	0.000	0.088
123.75	89.99	-3.39	0.00	-68.66	0.00	68.66	1658.06	421.89	1148.87	1119.99	11.68	0.854	0.000	0.116
125.00	54.30	-2.84	0.00	-64.41	0.00	64.41	1649.50	418.60	1131.00	1105.44	11.91	0.860	0.000	0.091
130.00	55.26	-2.65	0.00	-50.22	0.00	50.22	1614.57	405.42	1060.92	1047.71	12.82	0.884	0.000	0.082
135.00	56.20	-2.47	0.00	-36.97	0.00	36.97	1578.53	392.25	993.09	990.78	13.76	0.903	0.000	0.073
137.00	31.48	-1.82	0.00	-32.03	0.00	32.03	1563.80	386.98	966.58	968.24	14.14	0.910	0.000	0.053
140.00	31.97	-1.72	0.00	-26.56	0.00	26.56	1541.39	379.07	927.49	934.70	14.71	0.919	0.000	0.049
145.00	32.76	-1.56	0.00	-17.95	0.00	17.95	1503.14	365.90	864.14	879.56	15.68	0.932	0.000	0.042
147.00	-7.08	-0.95	0.00	-14.83	0.00	14.83	1487.53	360.63	839.42	857.78	16.08	0.936	0.000	0.022
150.00	-6.67	-0.86	0.00	-11.98	0.00	11.98	1463.79	352.72	803.03	825.42	16.66	0.941	0.000	0.019
155.00	-6.00	-0.71	0.00	-7.69	0.00	7.69	1423.34	339.54	744.15	772.36	17.65	0.948	0.000	0.014
160.00	-5.36	-0.57	0.00	-4.14	0.00	4.14	1381.63	326.37	687.52	720.36	18.65	0.952	0.000	0.010
165.00	-4.74	-0.43	0.00	-1.29	0.00	1.29	1325.85	313.19	633.13	663.10	19.65	0.955	0.000	0.006
168.00	0.00	-0.35	0.00	0.00	0.00	0.00	1292.39	305.29	601.57	629.89	20.25	0.955	0.000	0.000

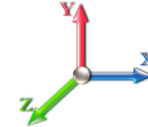
Seismic Segment Forces (Factored)

Structure: CT01364-S	Code: TIA-222-H	1/13/2026
Site Name: Pomfret	Exposure: C	
Height: 168.00 (ft)	Crest Height: 0.00	
Base Elev: 0.000 (ft)	Site Class: D - Stiff Soil	
Gh: 1.1	Topography: 1	Struct Class: II



Page: 20

Load Case: 1.2D + 1.0Ev + 1.0Eh						Iterations 21
Gust Response Factor	1.10	Sds	0.19			Ss 0.18
Dead Load Factor	1.20	Seismic Load Factor	1.00	Sd1	0.09	S1 0.06
Wind Load Factor	0.00	Structure Frequency (f1)	0.30	SA	0.03	Seismic Importance Factor 1.00



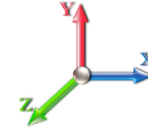
Top Elev (ft)	Description	Wz (lb)	Hz (lb)	Vertical Ev (lb)	Lateral Fs (lb)	
0.00		0.00	0.00	0.00	0.00	
5.00		1507.3	2.50	58.52	0.01	
10.00		1483.1	7.50	57.58	0.09	
15.00		1458.8	12.50	56.64	0.25	
20.00		1434.6	17.50	55.70	0.47	
25.00		1410.4	22.50	54.76	0.76	
30.00		1386.2	27.50	53.82	1.09	
35.00		1362.0	32.50	52.88	1.47	
40.00		1337.8	37.50	51.94	1.89	
44.00	Bot - Section 2	1052.8	42.00	40.88	1.47	
45.00		486.42	44.50	18.89	0.35	
50.00	Top - Section 1	2403.0	47.50	93.30	9.79	
55.00		1285.8	52.50	49.92	3.42	
60.00		1261.6	57.50	48.98	3.95	
65.00		1237.4	62.50	48.04	4.49	
70.00		1213.1	67.50	47.10	5.04	
75.00		1188.9	72.50	46.16	5.58	
80.00		1164.7	77.50	45.22	6.12	
83.75	Bot - Section 3	857.67	81.88	33.30	3.70	
85.00		453.01	84.38	17.59	1.10	
89.00	Top - Section 2	1432.1	87.00	55.61	11.66	
90.00		171.84	89.50	6.67	0.18	
95.00		848.84	92.50	32.96	4.63	
100.00		831.54	97.50	32.29	4.94	
105.00		814.24	102.50	31.61	5.23	
110.00		796.94	107.50	30.94	5.51	
115.00		779.65	112.50	30.27	5.78	
119.50	Bot - Section 4	686.89	117.25	26.67	4.87	
120.00		120.87	119.75	4.69	0.16	
123.75	Top - Section 3	896.62	121.88	34.81	8.97	
125.00	Appurtenance(s)	3840.7	124.38	149.12	171.39	
130.00		616.45	127.50	23.93	4.64	
135.00		602.61	132.50	23.40	4.79	
137.00	Appurtenance(s)	3153.0	136.00	122.42	138.11	
140.00		294.80	138.50	11.45	1.25	
145.00		480.26	142.50	18.65	3.52	
147.00	Appurtenance(s)	3373.5	146.00	130.98	182.20	
150.00		229.48	148.50	8.91	0.87	
155.00		371.40	152.50	14.42	2.41	
160.00		357.56	157.50	13.88	2.38	
165.00		343.73	162.50	13.35	2.34	
168.00	Appurtenance(s)	2306.0	166.50	89.54	110.73	
Totals:		47,334.6		1,837.8	727.6	Total Wind: -33,572.6

Calculated Forces

Structure: CT01364-S	Code: TIA-222-H	1/13/2026
Site Name: Pomfret	Exposure: C	
Height: 168.00 (ft)	Crest Height: 0.00	
Base Elev: 0.000 (ft)	Site Class: D - Stiff Soil	
Gh: 1.1	Topography: 1	Struct Class: II
		Page: 21



Load Case: 1.2D + 1.0Ev + 1.0Eh						Iterations 21
Gust Response Factor	1.10			Sds	0.19	Ss 0.18
Dead Load Factor	1.20	Seismic Load Factor	1.00	Sd1	0.09	S1 0.06
Wind Load Factor	0.00	Structure Frequency (f1)	0.30	SA	0.03	Seismic Importance Factor 1.00



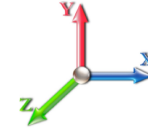
Seg Elev (ft)	Pu FY (-) (kips)	Vu FX (-) (kips)	Tu MY (-) (ft-kips)	Mu MZ (ft-kips)	Mu MX (ft-kips)	Resultant Moment (ft-kips)	phi Pn (kips)	phi Vn (kips)	phi Tn (ft-kips)	phi Mn (ft-kips)	Total Deflect (in)	Rotation Sway (deg)	Rotation Twist (deg)	Stress Ratio
0.00	-57.53	0.73	0.00	102.50	0.00	102.50	5340.38	1364.75	6341.26	6153.95	0.00	0.00	0.00	0.027
5.00	-55.70	0.73	0.00	98.86	0.00	98.86	5276.02	1339.77	6111.26	5967.64	0.00	0.00	0.00	0.027
10.00	-53.90	0.74	0.00	95.19	0.00	95.19	5210.42	1314.79	5885.51	5782.69	0.01	0.01	0.01	0.027
15.00	-52.13	0.74	0.00	91.50	0.00	91.50	5143.57	1289.82	5664.01	5599.17	0.02	0.01	0.01	0.026
20.00	-50.39	0.74	0.00	87.80	0.00	87.80	5075.47	1264.84	5446.75	5417.17	0.04	0.02	0.02	0.026
25.00	-48.69	0.75	0.00	84.08	0.00	84.08	5006.13	1239.86	5233.74	5236.76	0.06	0.02	0.02	0.026
30.00	-47.01	0.75	0.00	80.34	0.00	80.34	4935.55	1214.88	5024.99	5058.02	0.09	0.03	0.03	0.025
35.00	-45.36	0.75	0.00	76.59	0.00	76.59	4863.72	1189.90	4820.48	4881.04	0.12	0.03	0.03	0.025
40.00	-43.74	0.75	0.00	72.83	0.00	72.83	4790.64	1164.92	4620.22	4705.88	0.16	0.04	0.04	0.025
44.00	-42.47	0.75	0.00	69.82	0.00	69.82	4731.29	1144.94	4463.07	4567.13	0.20	0.04	0.04	0.024
45.00	-41.87	0.75	0.00	69.07	0.00	69.07	4716.32	1139.94	4424.20	4532.64	0.21	0.04	0.04	0.024
50.00	-38.94	0.74	0.00	65.31	0.00	65.31	4386.97	1048.88	4057.73	4202.47	0.26	0.05	0.05	0.024
55.00	-37.38	0.74	0.00	61.58	0.00	61.58	4315.09	1025.82	3881.29	4041.90	0.31	0.06	0.06	0.024
60.00	-35.86	0.74	0.00	57.87	0.00	57.87	4242.11	1002.77	3708.77	3883.37	0.37	0.06	0.06	0.023
65.00	-34.37	0.74	0.00	54.16	0.00	54.16	4147.44	979.71	3540.18	3708.56	0.44	0.07	0.07	0.023
70.00	-32.90	0.73	0.00	50.47	0.00	50.47	4049.83	956.65	3375.50	3535.21	0.51	0.07	0.07	0.022
75.00	-31.47	0.73	0.00	46.80	0.00	46.80	3952.22	933.60	3214.75	3366.00	0.59	0.08	0.08	0.022
80.00	-30.06	0.72	0.00	43.16	0.00	43.16	3854.61	910.54	3057.92	3200.95	0.67	0.08	0.08	0.021
83.75	-29.03	0.72	0.00	40.44	0.00	40.44	3781.40	893.24	2942.87	3079.88	0.74	0.08	0.08	0.021
85.00	-28.48	0.72	0.00	39.54	0.00	39.54	3757.00	887.48	2905.01	3040.04	0.76	0.09	0.09	0.021
89.00	-26.74	0.71	0.00	36.66	0.00	36.66	2696.95	865.52	2239.96	2185.23	0.83	0.09	0.09	0.027
90.00	-26.53	0.71	0.00	35.96	0.00	35.96	2687.67	861.95	2216.70	2166.29	0.85	0.09	0.09	0.026
95.00	-25.52	0.70	0.00	32.42	0.00	32.42	2640.52	864.11	2102.22	2072.16	0.95	0.10	0.10	0.025
100.00	-24.53	0.70	0.00	28.90	0.00	28.90	2592.12	846.27	1990.79	1979.09	1.06	0.10	0.10	0.024
105.00	-23.56	0.70	0.00	25.40	0.00	25.40	2542.48	828.43	1882.38	1887.15	1.17	0.11	0.11	0.023
110.00	-22.61	0.69	0.00	21.92	0.00	21.92	2491.60	810.59	1777.01	1796.42	1.29	0.12	0.12	0.021
115.00	-21.68	0.68	0.00	18.47	0.00	18.47	2439.47	792.74	1674.68	1706.99	1.41	0.12	0.12	0.020
119.50	-20.87	0.68	0.00	15.39	0.00	15.39	2391.49	774.89	1585.17	1627.67	1.53	0.13	0.13	0.018
120.00	-20.72	0.68	0.00	15.05	0.00	15.05	2386.09	774.90	1575.38	1618.92	1.54	0.13	0.13	0.018
123.75	-19.64	0.67	0.00	12.51	0.00	12.51	1658.06	421.89	1148.87	1119.99	1.64	0.13	0.13	0.023
125.00	-14.89	0.49	0.00	11.67	0.00	11.67	1649.50	418.60	1131.00	1105.44	1.67	0.13	0.13	0.020
130.00	-14.17	0.48	0.00	9.24	0.00	9.24	1614.57	405.42	1060.92	1047.71	1.81	0.13	0.13	0.018
135.00	-13.46	0.48	0.00	6.83	0.00	6.83	1578.53	392.25	993.09	990.78	1.96	0.14	0.14	0.015
137.00	-9.57	0.33	0.00	5.88	0.00	5.88	1563.80	386.98	966.58	968.24	2.01	0.14	0.14	0.012
140.00	-9.21	0.33	0.00	4.89	0.00	4.89	1541.39	379.07	927.49	934.70	2.10	0.14	0.14	0.011
145.00	-8.63	0.32	0.00	3.26	0.00	3.26	1503.14	365.90	864.14	879.56	2.25	0.14	0.14	0.009
147.00	-4.46	0.13	0.00	2.61	0.00	2.61	1487.53	360.63	839.42	857.78	2.31	0.14	0.14	0.006
150.00	-4.18	0.13	0.00	2.23	0.00	2.23	1463.79	352.72	803.03	825.42	2.40	0.14	0.14	0.006
155.00	-3.72	0.12	0.00	1.58	0.00	1.58	1423.34	339.54	744.15	772.36	2.55	0.15	0.15	0.005
160.00	-3.28	0.12	0.00	0.96	0.00	0.96	1381.63	326.37	687.52	720.36	2.71	0.15	0.15	0.004
165.00	-2.86	0.12	0.00	0.35	0.00	0.35	1325.85	313.19	633.13	663.10	2.86	0.15	0.15	0.003
168.00	0.00	0.11	0.00	0.00	0.00	0.00	1292.39	305.29	601.57	629.89	2.96	0.15	0.15	0.000

Seismic Segment Forces (Factored)

Structure: CT01364-S	Code: TIA-222-H	1/13/2026
Site Name: Pomfret	Exposure: C	
Height: 168.00 (ft)	Crest Height: 0.00	
Base Elev: 0.000 (ft)	Site Class: D - Stiff Soil	
Gh: 1.1	Topography: 1	Struct Class: II
		Page: 22



Load Case: 0.9D + 1.0Ev + 1.0Eh						Iterations 21
Gust Response Factor	1.10			Sds	0.19	Ss 0.18
Dead Load Factor	0.90	Seismic Load Factor	1.00	Sd1	0.09	S1 0.06
Wind Load Factor	0.00	Structure Frequency (f1)	0.30	SA	0.03	Seismic Importance Factor 1.00



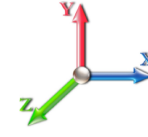
Top Elev (ft)	Description	Wz (lb)	Hz (lb)	Vertical Ev (lb)	Lateral Fs (lb)	R: 1.50
0.00		0.00	0.00	0.00	0.00	
5.00		1458.2	2.50	56.62	0.01	
10.00		1434.0	7.50	55.68	0.09	
15.00		1409.7	12.50	54.74	0.24	
20.00		1385.5	17.50	53.80	0.45	
25.00		1361.3	22.50	52.86	0.72	
30.00		1337.1	27.50	51.92	1.04	
35.00		1312.9	32.50	50.98	1.39	
40.00		1288.7	37.50	50.04	1.79	
44.00	Bot - Section 2	1013.5	42.00	39.35	1.39	
45.00		476.61	44.50	18.51	0.34	
50.00	Top - Section 1	2353.9	47.50	91.40	9.58	
55.00		1236.7	52.50	48.02	3.23	
60.00		1212.5	57.50	47.08	3.72	
65.00		1188.3	62.50	46.14	4.23	
70.00		1164.0	67.50	45.20	4.73	
75.00		1139.8	72.50	44.26	5.23	
80.00		1115.6	77.50	43.32	5.73	
83.75	Bot - Section 3	820.86	81.88	31.87	3.46	
85.00		440.74	84.38	17.11	1.06	
89.00	Top - Section 2	1392.9	87.00	54.08	11.25	
90.00		162.02	89.50	6.29	0.16	
95.00		799.75	92.50	31.05	4.19	
100.00		782.45	97.50	30.38	4.46	
105.00		765.15	102.50	29.71	4.71	
110.00		747.85	107.50	29.04	4.95	
115.00		730.56	112.50	28.37	5.17	
119.50	Bot - Section 4	642.71	117.25	24.95	4.35	
120.00		115.96	119.75	4.50	0.15	
123.75	Top - Section 3	859.80	121.88	33.38	8.41	
125.00	Appurtenance(s)	3828.5	124.38	148.65	173.70	
130.00		570.51	127.50	22.15	4.05	
135.00		556.68	132.50	21.61	4.17	
137.00	Appurtenance(s)	3134.7	136.00	121.71	139.24	
140.00		281.44	138.50	10.93	1.16	
145.00		457.99	142.50	17.78	3.26	
147.00	Appurtenance(s)	3364.6	146.00	130.64	184.87	
150.00		228.30	148.50	8.86	0.88	
155.00		369.43	152.50	14.34	2.43	
160.00		355.59	157.50	13.81	2.40	
165.00		341.76	162.50	13.27	2.36	
168.00	Appurtenance(s)	2304.9	166.50	89.49	112.83	
Totals:		45,944.3		1,783.9	727.6	Total Wind: -33,572.6

Calculated Forces

Structure: CT01364-S	Code: TIA-222-H	1/13/2026
Site Name: Pomfret	Exposure: C	
Height: 168.00 (ft)	Crest Height: 0.00	
Base Elev: 0.000 (ft)	Site Class: D - Stiff Soil	
Gh: 1.1	Topography: 1	Struct Class: II



Load Case: 0.9D + 1.0Ev + 1.0Eh						Iterations 21
Gust Response Factor	1.10			Sds	0.19	Ss 0.18
Dead Load Factor	0.90	Seismic Load Factor	1.00	Sd1	0.09	S1 0.06
Wind Load Factor	0.00	Structure Frequency (f1)	0.30	SA	0.03	Seismic Importance Factor 1.00



Seg Elev (ft)	Pu FY (-) (kips)	Vu FX (-) (kips)	Tu MY (-) (ft-kips)	Mu MZ (ft-kips)	Mu MX (ft-kips)	Resultant Moment (ft-kips)	phi Pn (kips)	phi Vn (kips)	phi Tn (ft-kips)	phi Mn (ft-kips)	Total Deflect (in)	Rotation Sway (deg)	Rotation Twist (deg)	Stress Ratio
0.00	-43.55	0.73	0.00	101.62	0.00	101.62	5340.38	1364.75	6341.26	6153.95	0.00	0.00	0.00	0.025
5.00	-42.17	0.73	0.00	97.98	0.00	97.98	5276.02	1339.77	6111.26	5967.64	0.00	0.00	0.00	0.024
10.00	-40.81	0.73	0.00	94.32	0.00	94.32	5210.42	1314.79	5885.51	5782.69	0.01	0.01	0.01	0.024
15.00	-39.47	0.74	0.00	90.65	0.00	90.65	5143.57	1289.82	5664.01	5599.17	0.02	0.01	0.01	0.024
20.00	-38.15	0.74	0.00	86.96	0.00	86.96	5075.47	1264.84	5446.75	5417.17	0.04	0.02	0.02	0.024
25.00	-36.86	0.74	0.00	83.26	0.00	83.26	5006.13	1239.86	5233.74	5236.76	0.06	0.02	0.02	0.023
30.00	-35.59	0.74	0.00	79.55	0.00	79.55	4935.55	1214.88	5024.99	5058.02	0.09	0.03	0.03	0.023
35.00	-34.34	0.74	0.00	75.84	0.00	75.84	4863.72	1189.90	4820.48	4881.04	0.12	0.03	0.03	0.023
40.00	-33.12	0.74	0.00	72.11	0.00	72.11	4790.64	1164.92	4620.22	4705.88	0.16	0.04	0.04	0.022
44.00	-32.15	0.74	0.00	69.14	0.00	69.14	4731.29	1144.94	4463.07	4567.13	0.20	0.04	0.04	0.022
45.00	-31.70	0.75	0.00	68.39	0.00	68.39	4716.32	1139.94	4424.20	4532.64	0.20	0.04	0.04	0.022
50.00	-29.48	0.74	0.00	64.67	0.00	64.67	4386.97	1048.88	4057.73	4202.47	0.25	0.05	0.05	0.022
55.00	-28.30	0.73	0.00	60.99	0.00	60.99	4315.09	1025.82	3881.29	4041.90	0.31	0.05	0.05	0.022
60.00	-27.15	0.73	0.00	57.31	0.00	57.31	4242.11	1002.77	3708.77	3883.37	0.37	0.06	0.06	0.021
65.00	-26.02	0.73	0.00	53.65	0.00	53.65	4147.44	979.71	3540.18	3708.56	0.43	0.07	0.07	0.021
70.00	-24.91	0.73	0.00	50.01	0.00	50.01	4049.83	956.65	3375.50	3535.21	0.51	0.07	0.07	0.020
75.00	-23.83	0.72	0.00	46.38	0.00	46.38	3952.22	933.60	3214.75	3366.00	0.58	0.08	0.08	0.020
80.00	-22.76	0.72	0.00	42.78	0.00	42.78	3854.61	910.54	3057.92	3200.95	0.66	0.08	0.08	0.019
83.75	-21.98	0.71	0.00	40.10	0.00	40.10	3781.40	893.24	2942.87	3079.88	0.73	0.08	0.08	0.019
85.00	-21.56	0.71	0.00	39.21	0.00	39.21	3757.00	887.48	2905.01	3040.04	0.75	0.09	0.09	0.019
89.00	-20.25	0.70	0.00	36.36	0.00	36.36	2696.95	685.52	2239.96	2185.23	0.82	0.09	0.09	0.024
90.00	-20.09	0.70	0.00	35.66	0.00	35.66	2687.67	681.95	2216.70	2166.29	0.84	0.09	0.09	0.024
95.00	-19.32	0.70	0.00	32.17	0.00	32.17	2640.52	664.11	2102.22	2072.16	0.94	0.10	0.10	0.023
100.00	-18.58	0.69	0.00	28.68	0.00	28.68	2592.12	646.27	1990.79	1979.09	1.05	0.10	0.10	0.022
105.00	-17.84	0.69	0.00	25.22	0.00	25.22	2542.48	628.43	1882.38	1887.15	1.16	0.11	0.11	0.020
110.00	-17.13	0.68	0.00	21.78	0.00	21.78	2491.60	610.59	1777.01	1796.42	1.27	0.11	0.11	0.019
115.00	-16.42	0.68	0.00	18.36	0.00	18.36	2439.47	592.74	1674.68	1706.99	1.40	0.12	0.12	0.017
119.50	-15.81	0.67	0.00	15.31	0.00	15.31	2391.49	576.69	1585.17	1627.67	1.51	0.12	0.12	0.016
120.00	-15.70	0.67	0.00	14.97	0.00	14.97	2386.09	574.90	1575.38	1618.92	1.53	0.12	0.12	0.016
123.75	-14.88	0.66	0.00	12.45	0.00	12.45	1658.06	421.89	1148.87	1119.99	1.62	0.13	0.13	0.020
125.00	-11.28	0.48	0.00	11.62	0.00	11.62	1649.50	418.60	1131.00	1105.44	1.66	0.13	0.13	0.017
130.00	-10.73	0.48	0.00	9.20	0.00	9.20	1614.57	405.42	1060.92	1047.71	1.80	0.13	0.13	0.015
135.00	-10.20	0.47	0.00	6.81	0.00	6.81	1578.53	392.25	993.09	990.78	1.94	0.14	0.14	0.013
137.00	-7.25	0.33	0.00	5.86	0.00	5.86	1563.80	386.98	966.58	968.24	2.00	0.14	0.14	0.011
140.00	-6.98	0.33	0.00	4.88	0.00	4.88	1541.39	379.07	927.49	934.70	2.08	0.14	0.14	0.010
145.00	-6.54	0.32	0.00	3.25	0.00	3.25	1503.14	365.90	864.14	879.56	2.23	0.14	0.14	0.008
147.00	-3.38	0.13	0.00	2.61	0.00	2.61	1487.53	360.63	839.42	857.78	2.29	0.14	0.14	0.005
150.00	-3.17	0.13	0.00	2.22	0.00	2.22	1463.79	352.72	803.03	825.42	2.38	0.14	0.14	0.005
155.00	-2.82	0.12	0.00	1.58	0.00	1.58	1423.34	339.54	744.15	772.36	2.53	0.15	0.15	0.004
160.00	-2.49	0.12	0.00	0.96	0.00	0.96	1381.63	326.37	687.52	720.36	2.68	0.15	0.15	0.003
165.00	-2.16	0.12	0.00	0.35	0.00	0.35	1325.85	313.19	633.13	663.10	2.84	0.15	0.15	0.002
168.00	0.00	0.11	0.00	0.00	0.00	0.00	1292.39	305.29	601.57	629.89	2.93	0.15	0.15	0.000

Wind Loading - Shaft

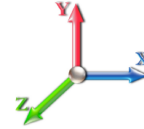
Structure: CT01364-S	Code: TIA-222-H	1/13/2026
Site Name: Pomfret	Exposure: C	
Height: 168.00 (ft)	Crest Height: 0.00	
Base Elev: 0.000 (ft)	Site Class: D - Stiff Soil	
Gh: 1.1	Topography: 1	Struct Class: II
		Page: 24



Load Case: 1.0D + 1.0W 60 mph Wind - Controlling Direction

Iterations 23

Dead Load Factor 1.00 **Ice Thickness:** 0.00
Wind Load Factor 1.00



Elev (ft)	Description	Kzt	Kz	qz (psf)	qzGh (psf)	C (mph-ft)	Cf	Ice Thick (in)	Tributary (ft)	Aa (sf)	CfAa (sf)	Wind Force X (lb)	Dead Load Ice (lb)	Tot Dead Load (lb)
0.00		1.00	0.85	6.523	7.17	261.48	0.730	0.000	0.00	0.000	0.00	0.0	0.0	0.0
5.00		1.00	0.85	6.523	7.17	256.73	0.730	0.000	5.00	23.663	17.27	123.9	0.0	1311.0
10.00		1.00	0.85	6.523	7.17	251.98	0.730	0.000	5.00	23.229	16.96	121.7	0.0	1286.7
15.00		1.00	0.85	6.523	7.17	247.23	0.730	0.000	5.00	22.795	16.64	119.4	0.0	1262.5
20.00		1.00	0.90	6.921	7.61	249.78	0.730	0.000	5.00	22.362	16.32	124.3	0.0	1238.3
25.00		1.00	0.95	7.254	7.98	250.70	0.730	0.000	5.00	21.928	16.01	127.7	0.0	1214.1
30.00		1.00	0.98	7.538	8.29	250.46	0.730	0.000	5.00	21.494	15.69	130.1	0.0	1189.9
35.00		1.00	1.01	7.786	8.56	249.37	0.730	0.000	5.00	21.061	15.37	131.7	0.0	1165.7
40.00		1.00	1.04	8.008	8.81	247.63	0.730	0.000	5.00	20.627	15.06	132.6	0.0	1141.4
44.00	Bot - Section 2	1.00	1.06	8.170	8.99	245.88	0.730	0.000	4.00	16.189	11.82	106.2	0.0	895.7
45.00		1.00	1.07	8.209	9.03	245.40	0.730	0.000	1.00	4.078	2.98	26.9	0.0	447.2
50.00	Top - Section 1	1.00	1.09	8.393	9.23	242.75	0.730	0.000	5.00	20.130	14.69	135.7	0.0	2206.7
55.00		1.00	1.12	8.563	9.42	244.40	0.730	0.000	5.00	19.696	14.38	135.4	0.0	1089.5
60.00		1.00	1.14	8.722	9.59	241.16	0.730	0.000	5.00	19.262	14.06	134.9	0.0	1065.3
65.00		1.00	1.16	8.870	9.76	237.66	0.730	0.000	5.00	18.829	13.74	134.1	0.0	1041.0
70.00		1.00	1.17	9.009	9.91	233.94	0.730	0.000	5.00	18.395	13.43	133.1	0.0	1016.8
75.00		1.00	1.19	9.141	10.06	230.02	0.730	0.000	5.00	17.961	13.11	131.8	0.0	992.6
80.00		1.00	1.21	9.266	10.19	225.93	0.730	0.000	5.00	17.528	12.80	130.4	0.0	968.4
83.75	Bot - Section 3	1.00	1.22	9.356	10.29	222.76	0.730	0.000	3.75	12.861	9.39	96.6	0.0	710.4
85.00		1.00	1.22	9.385	10.32	221.68	0.730	0.000	1.25	4.299	3.14	32.4	0.0	403.9
89.00	Top - Section 2	1.00	1.23	9.477	10.42	218.18	0.730	0.000	4.00	13.575	9.91	103.3	0.0	1275.1
90.00		1.00	1.24	9.499	10.45	220.78	0.730	0.000	1.00	3.350	2.45	25.6	0.0	132.6
95.00		1.00	1.25	9.608	10.57	216.28	0.730	0.000	5.00	16.491	12.04	127.2	0.0	652.5
100.00		1.00	1.27	9.712	10.68	211.65	0.730	0.000	5.00	16.057	11.72	125.2	0.0	635.2
105.00		1.00	1.28	9.812	10.79	206.92	0.730	0.000	5.00	15.624	11.41	123.1	0.0	617.9
110.00		1.00	1.29	9.909	10.90	202.08	0.730	0.000	5.00	15.190	11.09	120.9	0.0	600.6
115.00		1.00	1.30	10.002	11.00	197.15	0.730	0.000	5.00	14.756	10.77	118.5	0.0	583.3
119.50	Bot - Section 4	1.00	1.31	10.083	11.09	192.63	0.730	0.000	4.50	12.910	9.42	104.5	0.0	510.2
120.00		1.00	1.32	10.092	11.10	192.13	0.730	0.000	0.50	1.434	1.05	11.6	0.0	101.2
123.75	Top - Section 3	1.00	1.32	10.158	11.17	188.31	0.730	0.000	3.75	10.616	7.75	86.6	0.0	749.3
125.00	Appurtenance(s)	1.00	1.33	10.179	11.20	189.92	0.730	0.000	1.25	3.485	2.54	28.5	0.0	110.3
130.00		1.00	1.34	10.264	11.29	184.75	0.730	0.000	5.00	13.667	9.98	112.6	0.0	432.7
135.00		1.00	1.35	10.345	11.38	179.50	0.730	0.000	5.00	13.233	9.66	109.9	0.0	418.9
137.00	Appurtenance(s)	1.00	1.35	10.377	11.42	177.38	0.730	0.000	2.00	5.172	3.78	43.1	0.0	163.7
140.00		1.00	1.36	10.425	11.47	174.19	0.730	0.000	3.00	7.628	5.57	63.9	0.0	241.4
145.00		1.00	1.37	10.502	11.55	168.81	0.730	0.000	5.00	12.366	9.03	104.3	0.0	391.2
147.00	Appurtenance(s)	1.00	1.37	10.533	11.59	166.64	0.730	0.000	2.00	4.825	3.52	40.8	0.0	152.6
150.00		1.00	1.38	10.577	11.64	163.36	0.730	0.000	3.00	7.107	5.19	60.4	0.0	224.8
155.00		1.00	1.39	10.651	11.72	157.86	0.730	0.000	5.00	11.499	8.39	98.3	0.0	363.5
160.00		1.00	1.40	10.722	11.79	152.30	0.730	0.000	5.00	11.065	8.08	95.3	0.0	349.7
165.00		1.00	1.41	10.792	11.87	146.68	0.730	0.000	5.00	10.631	7.76	92.1	0.0	335.8
168.00	Appurtenance(s)	1.00	1.41	10.833	11.92	143.29	0.730	0.000	3.00	6.171	4.50	53.7	0.0	194.9
Totals:									168.00			4,058.4		29,884.3

Discrete Appurtenance Forces

Structure: CT01364-S	Code: TIA-222-H	1/13/2026
Site Name: Pomfret	Exposure: C	
Height: 168.00 (ft)	Crest Height: 0.00	
Base Elev: 0.000 (ft)	Site Class: D - Stiff Soil	
Gh: 1.1	Topography: 1	Struct Class: II
		Page: 25

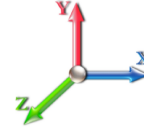


Load Case: 1.0D + 1.0W 60 mph Wind - Controlling Direction

Iterations 23

Dead Load Factor 1.00

Wind Load Factor 1.00



No.	Elev (ft)	Description	Qty	qz (psf)	qzGh (psf)	Orient Factor x Ka	Ka	Total CaAa (sf)	Dead Load (lb)	Horiz Ecc (ft)	Vert Ecc (ft)	Wind FX (lb)	Mom Y (lb-ft)	Mom Z (lb-ft)
1	168.00	6' Lightning rod	1	10.833	11.916	1.00	1.00	0.38	6.50	0.000	0.000	-4.53	0.00	0.00
2	168.00	Low Profile Platform	1	10.833	11.916	1.00	1.00	18.38	2100.00	0.000	0.000	-219.02	0.00	0.00
3	147.00	CCI TPA65R-BU8Dv2B-K	6	10.533	11.586	0.55	0.75	58.70	528.00	0.000	0.000	-680.12	0.00	0.00
4	147.00	Ericsson 4890 B25/B66	3	10.533	11.586	0.55	0.75	4.50	195.00	0.000	0.000	-52.08	0.00	0.00
5	147.00	Ericsson 4494 B14/B29	3	10.533	11.586	0.52	0.75	3.42	171.90	0.000	0.000	-39.57	0.00	0.00
6	147.00	Ericsson 4490 B5/B12	3	10.533	11.586	0.55	0.75	4.40	195.00	0.000	0.000	-51.00	0.00	0.00
7	147.00	Raycap	1	10.533	11.586	0.75	0.75	2.02	38.90	0.000	0.000	-23.37	0.00	0.00
8	147.00	Raycap DC6-48-60-18-8F	1	10.533	11.586	0.75	0.75	1.65	31.80	0.000	0.000	-19.12	0.00	0.00
9	147.00	Platform W/Handrail	1	10.533	11.586	1.00	1.00	21.41	1604.70	0.000	0.000	-248.05	0.00	0.00
10	147.00	Mount Pipes	14	10.533	11.586	0.75	0.75	11.55	420.00	0.000	0.000	-133.82	0.00	0.00
11	137.00	Mount Pipes	9	10.377	11.415	0.75	0.75	7.63	270.00	0.000	0.000	-87.07	0.00	0.00
12	137.00	Platform w/ Handrail &	1	10.377	11.415	1.00	1.00	32.63	1879.70	0.000	0.000	-372.48	0.00	0.00
13	137.00	Kathrein 782 11056	3	10.377	11.415	0.50	0.75	0.20	5.40	0.000	0.000	-2.24	0.00	0.00
14	137.00	Allen Telecom	3	10.377	11.415	0.55	0.75	0.87	52.50	0.000	0.000	-9.94	0.00	0.00
15	137.00	RFS	3	10.377	11.415	0.54	0.75	32.79	384.00	0.000	0.000	-374.29	0.00	0.00
16	137.00	RFS	3	10.377	11.415	0.58	0.75	6.35	56.10	0.000	0.000	-72.52	0.00	0.00
17	137.00	EriEricsson Radio 4449	3	10.377	11.415	0.61	0.75	2.97	222.00	0.000	0.000	-33.91	0.00	0.00
18	137.00	Ericsson KRY 112 489/2	3	10.377	11.415	0.62	0.75	1.05	46.20	0.000	0.000	-11.94	0.00	0.00
19	125.00	Mount Pipes	12	10.179	11.197	0.75	0.75	12.96	360.00	0.000	0.000	-145.11	0.00	0.00
20	125.00	Commscope	6	10.179	11.197	0.62	0.75	30.07	271.20	0.000	0.000	-336.66	0.00	0.00
21	125.00	Commscope	3	10.179	11.197	0.72	0.75	1.21	62.16	0.000	0.000	-13.54	0.00	0.00
22	125.00	Huber And Suhner MLRH	1	10.179	11.197	0.75	0.75	0.75	15.90	0.000	0.000	-8.40	0.00	0.00
23	125.00	Samsung RF4801d-25A	3	10.179	11.197	0.53	0.75	5.00	263.88	0.000	0.000	-55.99	0.00	0.00
24	125.00	Samsung MT6413-77A	3	10.179	11.197	0.61	0.75	6.91	171.90	0.000	0.000	-77.34	0.00	0.00
25	125.00	Platform w/handrail &	1	10.179	11.197	1.00	1.00	28.00	2267.00	0.000	0.000	-313.52	0.00	0.00
26	125.00	Samsung RF4461d-13A	3	10.179	11.197	0.63	0.75	3.53	237.30	0.000	0.000	-39.57	0.00	0.00
27	125.00	Raycap	1	10.179	11.197	0.75	0.75	2.33	32.00	0.000	0.000	-26.03	0.00	0.00
Totals:									11,889.04			-3,451.23		

Total Applied Force Summary

Structure: CT01364-S	Code: TIA-222-H	1/13/2026
Site Name: Pomfret	Exposure: C	
Height: 168.00 (ft)	Crest Height: 0.00	
Base Elev: 0.000 (ft)	Site Class: D - Stiff Soil	
Gh: 1.1	Topography: 1	Struct Class: II
		Page: 26

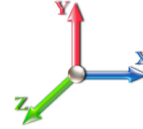


Load Case: 1.0D + 1.0W 60 mph Wind - Controlling Direction

Iterations 23

Dead Load Factor 1.00

Wind Load Factor 1.00



Elev (ft)	Description	Lateral FX (-) (lb)	Axial FY (-) (lb)	Torsion MY (lb-ft)	Moment MZ (lb-ft)
0.00		0.00	0.00	0.00	0.00
5.00		-123.94	-1474.59	0.00	0.00
10.00		-121.67	-1450.37	0.00	0.00
15.00		-119.39	-1426.16	0.00	0.00
20.00		-124.27	-1401.94	0.00	0.00
25.00		-127.72	-1377.73	0.00	0.00
30.00		-130.10	-1353.51	0.00	0.00
35.00		-131.68	-1329.30	0.00	0.00
40.00		-132.64	-1305.08	0.00	0.00
44.00		-106.22	-1026.63	0.00	0.00
45.00		-26.88	-479.88	0.00	0.00
50.00		-135.67	-2370.33	0.00	0.00
55.00		-135.44	-1253.10	0.00	0.00
60.00		-134.91	-1228.89	0.00	0.00
65.00		-134.11	-1204.67	0.00	0.00
70.00		-133.08	-1180.46	0.00	0.00
75.00		-131.84	-1156.24	0.00	0.00
80.00		-130.42	-1132.03	0.00	0.00
83.75		-96.63	-833.13	0.00	0.00
85.00		-32.40	-444.83	0.00	0.00
89.00		-103.30	-1406.01	0.00	0.00
90.00		-25.55	-165.30	0.00	0.00
95.00		-127.23	-816.11	0.00	0.00
100.00		-125.23	-798.81	0.00	0.00
105.00		-123.10	-781.51	0.00	0.00
110.00		-120.86	-764.22	0.00	0.00
115.00		-118.52	-746.92	0.00	0.00
119.50		-104.53	-657.44	0.00	0.00
120.00		-11.62	-117.60	0.00	0.00
123.75		-86.59	-872.07	0.00	0.00
125.00	(33) attachments	-1044.65	-3832.59	0.00	0.00
130.00		-112.64	-585.82	0.00	0.00
135.00		-109.93	-571.99	0.00	0.00
137.00	(28) attachments	-1007.48	-3140.82	0.00	0.00
140.00		-63.85	-285.89	0.00	0.00
145.00		-104.29	-465.41	0.00	0.00
147.00	(32) attachments	-1287.94	-3367.59	0.00	0.00
150.00		-60.37	-228.69	0.00	0.00
155.00		-98.34	-370.09	0.00	0.00
160.00		-95.27	-356.25	0.00	0.00
165.00		-92.13	-342.41	0.00	0.00
168.00	(2) attachments	-277.22	-2305.31	0.00	0.00
	Totals:	-7,509.66	-46,407.7	0.00	0.00
			3		

Linear Appurtenance Segment Forces (Factored)

Structure: CT01364-S	Code: TIA-222-H	1/13/2026
Site Name: Pomfret	Exposure: C	
Height: 168.00 (ft)	Crest Height: 0.00	
Base Elev: 0.000 (ft)	Site Class: D - Stiff Soil	
Gh: 1.1	Topography: 1	Struct Class: II



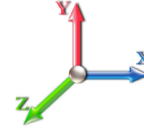
Page: 27

Load Case: 1.0D + 1.0W 60 mph Wind - Controlling Direction

Iterations 23

Dead Load Factor 1.00

Wind Load Factor 1.00



Top Elev (ft)	Description	Wind Exposed	Length (ft)	Ca	Exposed Width (in)	Area (sqft)	CaAa (sqft)	Ra	Cf Adjust Factor	qz (psf)	F X (lb)	Dead Load (lb)
5.00	Safety Cable	Yes	5.00	0.000	0.38	0.16	0.00	0.018	0.000	6.523	0.00	1.37
5.00	Step bolts (ladder)	Yes	5.00	0.000	0.63	0.26	0.00	0.018	0.000	6.523	0.00	5.20
10.00	Safety Cable	Yes	5.00	0.000	0.38	0.16	0.00	0.018	0.000	6.523	0.00	1.37
10.00	Step bolts (ladder)	Yes	5.00	0.000	0.63	0.26	0.00	0.018	0.000	6.523	0.00	5.20
15.00	Safety Cable	Yes	5.00	0.000	0.38	0.16	0.00	0.018	0.000	6.523	0.00	1.37
15.00	Step bolts (ladder)	Yes	5.00	0.000	0.63	0.26	0.00	0.018	0.000	6.523	0.00	5.20
20.00	Safety Cable	Yes	5.00	0.000	0.38	0.16	0.00	0.019	0.000	6.921	0.00	1.37
20.00	Step bolts (ladder)	Yes	5.00	0.000	0.63	0.26	0.00	0.019	0.000	6.921	0.00	5.20
25.00	Safety Cable	Yes	5.00	0.000	0.38	0.16	0.00	0.019	0.000	7.254	0.00	1.37
25.00	Step bolts (ladder)	Yes	5.00	0.000	0.63	0.26	0.00	0.019	0.000	7.254	0.00	5.20
30.00	Safety Cable	Yes	5.00	0.000	0.38	0.16	0.00	0.020	0.000	7.538	0.00	1.37
30.00	Step bolts (ladder)	Yes	5.00	0.000	0.63	0.26	0.00	0.020	0.000	7.538	0.00	5.20
35.00	Safety Cable	Yes	5.00	0.000	0.38	0.16	0.00	0.020	0.000	7.786	0.00	1.37
35.00	Step bolts (ladder)	Yes	5.00	0.000	0.63	0.26	0.00	0.020	0.000	7.786	0.00	5.20
40.00	Safety Cable	Yes	5.00	0.000	0.38	0.16	0.00	0.020	0.000	8.008	0.00	1.37
40.00	Step bolts (ladder)	Yes	5.00	0.000	0.63	0.26	0.00	0.020	0.000	8.008	0.00	5.20
44.00	Safety Cable	Yes	4.00	0.000	0.38	0.13	0.00	0.021	0.000	8.170	0.00	1.09
44.00	Step bolts (ladder)	Yes	4.00	0.000	0.63	0.21	0.00	0.021	0.000	8.170	0.00	4.16
45.00	Safety Cable	Yes	1.00	0.000	0.38	0.03	0.00	0.021	0.000	8.209	0.00	0.27
45.00	Step bolts (ladder)	Yes	1.00	0.000	0.63	0.05	0.00	0.021	0.000	8.209	0.00	1.04
50.00	Safety Cable	Yes	5.00	0.000	0.38	0.16	0.00	0.021	0.000	8.393	0.00	1.37
50.00	Step bolts (ladder)	Yes	5.00	0.000	0.63	0.26	0.00	0.021	0.000	8.393	0.00	5.20
55.00	Safety Cable	Yes	5.00	0.000	0.38	0.16	0.00	0.021	0.000	8.563	0.00	1.37
55.00	Step bolts (ladder)	Yes	5.00	0.000	0.63	0.26	0.00	0.021	0.000	8.563	0.00	5.20
60.00	Safety Cable	Yes	5.00	0.000	0.38	0.16	0.00	0.022	0.000	8.722	0.00	1.37
60.00	Step bolts (ladder)	Yes	5.00	0.000	0.63	0.26	0.00	0.022	0.000	8.722	0.00	5.20
65.00	Safety Cable	Yes	5.00	0.000	0.38	0.16	0.00	0.022	0.000	8.870	0.00	1.37
65.00	Step bolts (ladder)	Yes	5.00	0.000	0.63	0.26	0.00	0.022	0.000	8.870	0.00	5.20
70.00	Safety Cable	Yes	5.00	0.000	0.38	0.16	0.00	0.023	0.000	9.009	0.00	1.37
70.00	Step bolts (ladder)	Yes	5.00	0.000	0.63	0.26	0.00	0.023	0.000	9.009	0.00	5.20
75.00	Safety Cable	Yes	5.00	0.000	0.38	0.16	0.00	0.023	0.000	9.141	0.00	1.37
75.00	Step bolts (ladder)	Yes	5.00	0.000	0.63	0.26	0.00	0.023	0.000	9.141	0.00	5.20
80.00	Safety Cable	Yes	5.00	0.000	0.38	0.16	0.00	0.024	0.000	9.266	0.00	1.37
80.00	Step bolts (ladder)	Yes	5.00	0.000	0.63	0.26	0.00	0.024	0.000	9.266	0.00	5.20
83.75	Safety Cable	Yes	3.75	0.000	0.38	0.12	0.00	0.025	0.000	9.356	0.00	1.02
83.75	Step bolts (ladder)	Yes	3.75	0.000	0.63	0.20	0.00	0.025	0.000	9.356	0.00	3.90
85.00	Safety Cable	Yes	1.25	0.000	0.38	0.04	0.00	0.025	0.000	9.385	0.00	0.34
85.00	Step bolts (ladder)	Yes	1.25	0.000	0.63	0.07	0.00	0.025	0.000	9.385	0.00	1.30
89.00	Safety Cable	Yes	4.00	0.000	0.38	0.13	0.00	0.025	0.000	9.477	0.00	1.09
89.00	Step bolts (ladder)	Yes	4.00	0.000	0.63	0.21	0.00	0.025	0.000	9.477	0.00	4.16
90.00	Safety Cable	Yes	1.00	0.000	0.38	0.03	0.00	0.025	0.000	9.499	0.00	0.27
90.00	Step bolts (ladder)	Yes	1.00	0.000	0.63	0.05	0.00	0.025	0.000	9.499	0.00	1.04
95.00	Safety Cable	Yes	5.00	0.000	0.38	0.16	0.00	0.026	0.000	9.608	0.00	1.37
95.00	Step bolts (ladder)	Yes	5.00	0.000	0.63	0.26	0.00	0.026	0.000	9.608	0.00	5.20
100.00	Safety Cable	Yes	5.00	0.000	0.38	0.16	0.00	0.026	0.000	9.712	0.00	1.37
100.00	Step bolts (ladder)	Yes	5.00	0.000	0.63	0.26	0.00	0.026	0.000	9.712	0.00	5.20
105.00	Safety Cable	Yes	5.00	0.000	0.38	0.16	0.00	0.027	0.000	9.812	0.00	1.37

Linear Appurtenance Segment Forces (Factored)

Structure: CT01364-S	Code: TIA-222-H	1/13/2026
Site Name: Pomfret	Exposure: C	
Height: 168.00 (ft)	Crest Height: 0.00	
Base Elev: 0.000 (ft)	Site Class: D - Stiff Soil	
Gh: 1.1	Topography: 1	Struct Class: II



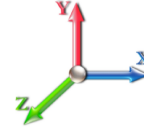
Page: 28

Load Case: 1.0D + 1.0W 60 mph Wind - Controlling Direction

Iterations 23

Dead Load Factor 1.00

Wind Load Factor 1.00



Top Elev (ft)	Description	Wind Exposed	Length (ft)	Ca	Exposed Width (in)	Area (sqft)	CaAa (sqft)	Ra	Cf Adjust Factor	qz (psf)	F X (lb)	Dead Load (lb)
105.00	Step bolts (ladder)	Yes	5.00	0.000	0.63	0.26	0.00	0.027	0.000	9.812	0.00	5.20
110.00	Safety Cable	Yes	5.00	0.000	0.38	0.16	0.00	0.028	0.000	9.909	0.00	1.37
110.00	Step bolts (ladder)	Yes	5.00	0.000	0.63	0.26	0.00	0.028	0.000	9.909	0.00	5.20
115.00	Safety Cable	Yes	5.00	0.000	0.38	0.16	0.00	0.029	0.000	10.002	0.00	1.37
115.00	Step bolts (ladder)	Yes	5.00	0.000	0.63	0.26	0.00	0.029	0.000	10.002	0.00	5.20
119.50	Safety Cable	Yes	4.50	0.000	0.38	0.14	0.00	0.029	0.000	10.083	0.00	1.23
119.50	Step bolts (ladder)	Yes	4.50	0.000	0.63	0.24	0.00	0.029	0.000	10.083	0.00	4.68
120.00	Safety Cable	Yes	0.50	0.000	0.38	0.02	0.00	0.030	0.000	10.092	0.00	0.14
120.00	Step bolts (ladder)	Yes	0.50	0.000	0.63	0.03	0.00	0.030	0.000	10.092	0.00	0.52
123.75	Safety Cable	Yes	3.75	0.000	0.38	0.12	0.00	0.030	0.000	10.158	0.00	1.02
123.75	Step bolts (ladder)	Yes	3.75	0.000	0.63	0.20	0.00	0.030	0.000	10.158	0.00	3.90
125.00	Safety Cable	Yes	1.25	0.000	0.38	0.04	0.00	0.030	0.000	10.179	0.00	0.34
125.00	Step bolts (ladder)	Yes	1.25	0.000	0.63	0.07	0.00	0.030	0.000	10.179	0.00	1.30
130.00	Safety Cable	Yes	5.00	0.000	0.38	0.16	0.00	0.031	0.000	10.264	0.00	1.37
130.00	Step bolts (ladder)	Yes	5.00	0.000	0.63	0.26	0.00	0.031	0.000	10.264	0.00	5.20
135.00	Safety Cable	Yes	5.00	0.000	0.38	0.16	0.00	0.032	0.000	10.345	0.00	1.37
135.00	Step bolts (ladder)	Yes	5.00	0.000	0.63	0.26	0.00	0.032	0.000	10.345	0.00	5.20
137.00	Safety Cable	Yes	2.00	0.000	0.38	0.06	0.00	0.033	0.000	10.377	0.00	0.55
137.00	Step bolts (ladder)	Yes	2.00	0.000	0.63	0.10	0.00	0.033	0.000	10.377	0.00	2.08
140.00	Safety Cable	Yes	3.00	0.000	0.38	0.10	0.00	0.033	0.000	10.425	0.00	0.82
140.00	Step bolts (ladder)	Yes	3.00	0.000	0.63	0.16	0.00	0.033	0.000	10.425	0.00	3.12
145.00	Safety Cable	Yes	5.00	0.000	0.38	0.16	0.00	0.034	0.000	10.502	0.00	1.37
145.00	Step bolts (ladder)	Yes	5.00	0.000	0.63	0.26	0.00	0.034	0.000	10.502	0.00	5.20
147.00	Safety Cable	Yes	2.00	0.000	0.38	0.06	0.00	0.035	0.000	10.533	0.00	0.55
147.00	Step bolts (ladder)	Yes	2.00	0.000	0.63	0.10	0.00	0.035	0.000	10.533	0.00	2.08
150.00	Safety Cable	Yes	3.00	0.000	0.38	0.10	0.00	0.036	0.000	10.577	0.00	0.82
150.00	Step bolts (ladder)	Yes	3.00	0.000	0.63	0.16	0.00	0.036	0.000	10.577	0.00	3.12
155.00	Safety Cable	Yes	5.00	0.000	0.38	0.16	0.00	0.037	0.000	10.651	0.00	1.37
155.00	Step bolts (ladder)	Yes	5.00	0.000	0.63	0.26	0.00	0.037	0.000	10.651	0.00	5.20
160.00	Safety Cable	Yes	5.00	0.000	0.38	0.16	0.00	0.038	0.000	10.722	0.00	1.37
160.00	Step bolts (ladder)	Yes	5.00	0.000	0.63	0.26	0.00	0.038	0.000	10.722	0.00	5.20
165.00	Safety Cable	Yes	5.00	0.000	0.38	0.16	0.00	0.040	0.000	10.792	0.00	1.37
165.00	Step bolts (ladder)	Yes	5.00	0.000	0.63	0.26	0.00	0.040	0.000	10.792	0.00	5.20
168.00	Safety Cable	Yes	3.00	0.000	0.38	0.10	0.00	0.041	0.000	10.833	0.00	0.82
168.00	Step bolts (ladder)	Yes	3.00	0.000	0.63	0.16	0.00	0.041	0.000	10.833	0.00	3.12
Totals:											0.0	220.6

Calculated Forces

Structure: CT01364-S	Code: TIA-222-H	1/13/2026
Site Name: Pomfret	Exposure: C	
Height: 168.00 (ft)	Crest Height: 0.00	
Base Elev: 0.000 (ft)	Site Class: D - Stiff Soil	
Gh: 1.1	Topography: 1	Struct Class: II



Load Case: 1.0D + 1.0W 60 mph Wind - Controlling Direction

Iterations 23

Dead Load Factor 1.00
Wind Load Factor 1.00



Seg Elev (ft)	Pu FY (-) (kips)	Vu FX (-) (kips)	Tu MY (-) (ft-kips)	Mu MZ (ft-kips)	Mu MX (ft-kips)	Resultant Moment (ft-kips)	phi Pn (kips)	phi Vn (kips)	phi Tn (ft-kips)	phi Mn (ft-kips)	Total Deflect (in)	Rotation Sway (deg)	Rotation Twist (deg)	Stress Ratio
0.00	-46.41	-7.52	0.00	-844.79	0.00	844.79	5340.38	1364.75	6341.26	6153.95	0.00	0.000	0.000	0.146
5.00	-44.93	-7.43	0.00	-807.16	0.00	807.16	5276.02	1339.77	6111.26	5967.64	0.02	0.038	0.000	0.144
10.00	-43.47	-7.34	0.00	-770.01	0.00	770.01	5210.42	1314.79	5885.51	5782.69	0.08	0.077	0.000	0.142
15.00	-42.04	-7.24	0.00	-733.33	0.00	733.33	5143.57	1289.82	5664.01	5599.17	0.18	0.115	0.000	0.139
20.00	-40.63	-7.14	0.00	-697.12	0.00	697.12	5075.47	1264.84	5446.75	5417.17	0.32	0.155	0.000	0.137
25.00	-39.25	-7.04	0.00	-661.40	0.00	661.40	5006.13	1239.86	5233.74	5236.76	0.51	0.194	0.000	0.134
30.00	-37.89	-6.93	0.00	-626.21	0.00	626.21	4935.55	1214.88	5024.99	5058.02	0.73	0.234	0.000	0.132
35.00	-36.56	-6.82	0.00	-591.56	0.00	591.56	4863.72	1189.90	4820.48	4881.04	1.00	0.273	0.000	0.129
40.00	-35.25	-6.70	0.00	-557.48	0.00	557.48	4790.64	1164.92	4620.22	4705.88	1.31	0.313	0.000	0.126
44.00	-34.22	-6.60	0.00	-530.67	0.00	530.67	4731.29	1144.94	4463.07	4567.13	1.58	0.346	0.000	0.123
45.00	-33.74	-6.58	0.00	-524.07	0.00	524.07	4716.32	1139.94	4424.20	4532.64	1.66	0.354	0.000	0.123
50.00	-31.37	-6.46	0.00	-491.15	0.00	491.15	4386.97	1048.88	4057.73	4202.47	2.05	0.394	0.000	0.124
55.00	-30.11	-6.33	0.00	-458.87	0.00	458.87	4315.09	1025.82	3881.29	4041.90	2.48	0.434	0.000	0.121
60.00	-28.88	-6.21	0.00	-427.21	0.00	427.21	4242.11	1002.77	3708.77	3883.37	2.96	0.472	0.000	0.117
65.00	-27.67	-6.08	0.00	-396.18	0.00	396.18	4147.44	979.71	3540.18	3708.56	3.47	0.510	0.000	0.114
70.00	-26.49	-5.95	0.00	-365.78	0.00	365.78	4049.83	956.65	3375.50	3535.21	4.03	0.547	0.000	0.110
75.00	-25.33	-5.83	0.00	-336.02	0.00	336.02	3952.22	933.60	3214.75	3366.00	4.62	0.584	0.000	0.106
80.00	-24.20	-5.70	0.00	-306.89	0.00	306.89	3854.61	910.54	3057.92	3200.95	5.25	0.621	0.000	0.102
83.75	-23.36	-5.60	0.00	-285.52	0.00	285.52	3781.40	893.24	2942.87	3079.88	5.75	0.648	0.000	0.099
85.00	-22.92	-5.57	0.00	-278.52	0.00	278.52	3757.00	887.48	2905.01	3040.04	5.92	0.657	0.000	0.098
89.00	-21.51	-5.46	0.00	-256.25	0.00	256.25	2696.95	685.52	2239.96	2185.23	6.48	0.685	0.000	0.125
90.00	-21.34	-5.44	0.00	-250.79	0.00	250.79	2687.67	681.95	2216.70	2166.29	6.63	0.692	0.000	0.124
95.00	-20.52	-5.32	0.00	-223.60	0.00	223.60	2640.52	664.11	2102.22	2072.16	7.38	0.737	0.000	0.116
100.00	-19.72	-5.20	0.00	-197.02	0.00	197.02	2592.12	646.27	1990.79	1979.09	8.17	0.780	0.000	0.107
105.00	-18.94	-5.07	0.00	-171.05	0.00	171.05	2542.48	628.43	1882.38	1887.15	9.01	0.821	0.000	0.098
110.00	-18.17	-4.95	0.00	-145.68	0.00	145.68	2491.60	610.59	1777.01	1796.42	9.89	0.859	0.000	0.088
115.00	-17.43	-4.83	0.00	-120.91	0.00	120.91	2439.47	592.74	1674.68	1706.99	10.81	0.894	0.000	0.078
119.50	-16.77	-4.72	0.00	-99.16	0.00	99.16	2391.49	576.69	1585.17	1627.67	11.67	0.923	0.000	0.068
120.00	-16.65	-4.71	0.00	-96.80	0.00	96.80	2386.09	574.90	1575.38	1618.92	11.77	0.926	0.000	0.067
123.75	-15.78	-4.62	0.00	-79.13	0.00	79.13	1658.06	421.89	1148.87	1119.99	12.50	0.947	0.000	0.080
125.00	-11.96	-3.51	0.00	-73.36	0.00	73.36	1649.50	418.60	1131.00	1105.44	12.75	0.953	0.000	0.074
130.00	-11.38	-3.39	0.00	-55.80	0.00	55.80	1614.57	405.42	1060.92	1047.71	13.77	0.980	0.000	0.060
135.00	-10.81	-3.28	0.00	-38.83	0.00	38.83	1578.53	392.25	993.09	990.78	14.80	1.001	0.000	0.046
137.00	-7.68	-2.22	0.00	-32.28	0.00	32.28	1563.80	386.98	966.58	968.24	15.23	1.008	0.000	0.038
140.00	-7.40	-2.15	0.00	-25.63	0.00	25.63	1541.39	379.07	927.49	934.70	15.86	1.017	0.000	0.032
145.00	-6.93	-2.04	0.00	-14.89	0.00	14.89	1503.14	365.90	864.14	879.56	16.93	1.028	0.000	0.022
147.00	-3.59	-0.69	0.00	-10.82	0.00	10.82	1487.53	360.63	839.42	857.78	17.37	1.032	0.000	0.015
150.00	-3.36	-0.62	0.00	-8.76	0.00	8.76	1463.79	352.72	803.03	825.42	18.01	1.035	0.000	0.013
155.00	-3.00	-0.52	0.00	-5.64	0.00	5.64	1423.34	339.54	744.15	772.36	19.10	1.040	0.000	0.009
160.00	-2.64	-0.42	0.00	-3.04	0.00	3.04	1381.63	326.37	687.52	720.36	20.19	1.044	0.000	0.006
165.00	-2.30	-0.32	0.00	-0.96	0.00	0.96	1325.85	313.19	633.13	663.10	21.29	1.045	0.000	0.003
168.00	0.00	-0.28	0.00	0.00	0.00	0.00	1292.39	305.29	601.57	629.89	21.94	1.046	0.000	0.000

Final Analysis Summary

Structure: CT01364-S	Code: TIA-222-H	1/13/2026
Site Name: Pomfret	Exposure: C	
Height: 168.00 (ft)	Crest Height: 0.00	
Base Elev: 0.000 (ft)	Site Class: D - Stiff Soil	
Gh: 1.1	Topography: 1	Struct Class: II
		Page: 30



Reactions

Load Case	Shear FX (kips)	Shear FZ (kips)	Axial FY (kips)	Moment MX (ft-kips)	Moment MY (ft-kips)	Moment MZ (ft-kips)
1.2D + 1.0W 120 mph Wind	33.7	0.00	55.64	0.00	0.00	3802.64
0.9D + 1.0W 120 mph Wind	33.6	0.00	41.72	0.00	0.00	3758.89
1.2D + 1.0Di + 1.0Wi 50 mph Wind	8.9	0.00	45.59	0.00	0.00	851.37
1.2D + 1.0Ev + 1.0Eh	0.7	0.00	57.53	0.00	0.00	102.50
0.9D + 1.0Ev + 1.0Eh	0.7	0.00	43.55	0.00	0.00	101.62
1.0D + 1.0W 60 mph Wind	7.5	0.00	46.41	0.00	0.00	844.79

Max Stresses

Load Case	Pu FY (-) (kips)	Vu FX (-) (kips)	Tu MY (-) (ft-kips)	Mu MZ (ft-kips)	Mu MX (ft-kips)	Resultant Moment (ft-kips)	phi Pn (kips)	phi Vn (kips)	phi Tn (ft-kips)	phi Mn (ft-kips)	Elev (ft)	Stress Ratio
1.2D + 1.0W 120 mph Wind	-55.64	-33.66	0.00	-3802.6	0.00	3802.6	5340.38	1364.7	6341.26	6153.95	0.00	0.629
0.9D + 1.0W 120 mph Wind	-41.72	-33.63	0.00	-3758.8	0.00	3758.8	5340.38	1364.7	6341.26	6153.95	0.00	0.619
1.2D + 1.0Di + 1.0Wi 50 mph Wind	45.59	-8.94	0.00	-851.37	0.00	851.37	5340.38	1364.7	6341.26	6153.95	0.00	0.147
1.2D + 1.0Ev + 1.0Eh	-57.53	0.73	0.00	102.50	0.00	102.50	5340.38	1364.7	6341.26	6153.95	0.00	0.027
0.9D + 1.0Ev + 1.0Eh	-43.55	0.73	0.00	101.62	0.00	101.62	5340.38	1364.7	6341.26	6153.95	0.00	0.025
1.0D + 1.0W 60 mph Wind	-46.41	-7.52	0.00	-844.79	0.00	844.79	5340.38	1364.7	6341.26	6153.95	0.00	0.146


Serviceability: 0.363

Base Plate Summary

Structure: CT01364-S	Code: TIA-222-H	1/13/2026
Site Name: Pomfret	Exposure: C	
Height: 168.00 (ft)	Crest Height: 0.00	
Base Elev: 0.000 (ft)	Site Class: D - Stiff Soil	
Gh: 1.1	Topography: 1	Struct Class: II
		Page: 31



Reactions	Base Plate	Anchor Bolts
Original Design	Yield (ksi): 50.00	Bolt Circle: 64.00
Moment (kip-ft): 4615.00	Width (in): 64.00	Number Bolts: 20.00
Axial (kip): 34.00	Style: Clipped	Bolt Type: 2.25" 18J
Shear (kip): 37.00	Polygon Sides: 0.00	Bolt Diameter (in): 2.25
Analysis (1.2D + 1.0W)	Clip Length (in): 15.00	Yield (ksi): 75.00
Moment (kip-ft): 3802.64	Effective Len (in): 9.17	Ultimate (ksi): 100.00
Axial (kip): 55.64	Moment (kip-in): 549.54	Arrangement: Clustered
Shear (kip): 33.66	Allow Stress (ksi): 67.50	Cluster Dist (in): 6.00
	Applied Stress (ksi): 33.75	Start Angle (deg): 45.00
	Stress Ratio: 0.50	Compression
		Force (kip): 145.38
		Allowable (kip): 268.39
		Ratio: 0.54
		Tension
		Force (kip): 139.82
		Allowable (kip): 243.75
		Ratio: 0.57

	Monopole Mat Foundation Design			Date
				1/12/2026
	Customer Name:	Verizon	TIA Standard:	TIA-222-H
	Site Name:		Structure Height (Ft.):	168
	Site Number:	CT01364-S	Engineer Name:	SBA Engineer
Engr. Number:		Engineer Login ID:		

Foundation Info Obtained from:

Drawings/Calculations
Monopole
Analysis

Structure Type:

Analysis or Design?

Base Reactions (Factored):

Axial Load (Kips):	55.6	Shear Force (Kips):	33.7
Uplift Force (Kips):	0.0	Moment (Kips-ft):	3802.6

Allowable overstress %: 5.0%

Foundation Geometries:

		Mods required -Yes/No ?:	No
Diameter of Pier (ft.):	8.0	Depth of Base BG (ft.):	10.5
Pier Height A. G. (ft.):	0.50	Thickness of Pad (ft):	3.50
Length of Pad (ft.):	22.5	Width of Pad (ft.):	22.5

Final Length of pad (ft)	22.5	Final width of pad (ft):	22.5
--------------------------	------	--------------------------	------

Material Properties and Rebar Info:

Concrete Strength (psi):	3000	Steel Elastic Modulus:	29000	ksi
Vertical bar yield (ksi)	60	Tie steel yield (ksi):	40	
Vertical Rebar Size #:	9	Tie / Stirrup Size #:	5	
Qty. of Vertical Rebars:	60	Tie Spacing (in):	9.0	
Pad Rebar Yield (Ksi):	60	Pad Steel Rebar Size (#):	9	
Concrete Cover (in.):	3	Unit Weight of Concrete:	150.0	pcf

Rebar at the bottom of the concrete pad:

Qty. of Rebar in Pad (L):	45	Qty. of Rebar in Pad (W):	45
---------------------------	----	---------------------------	----

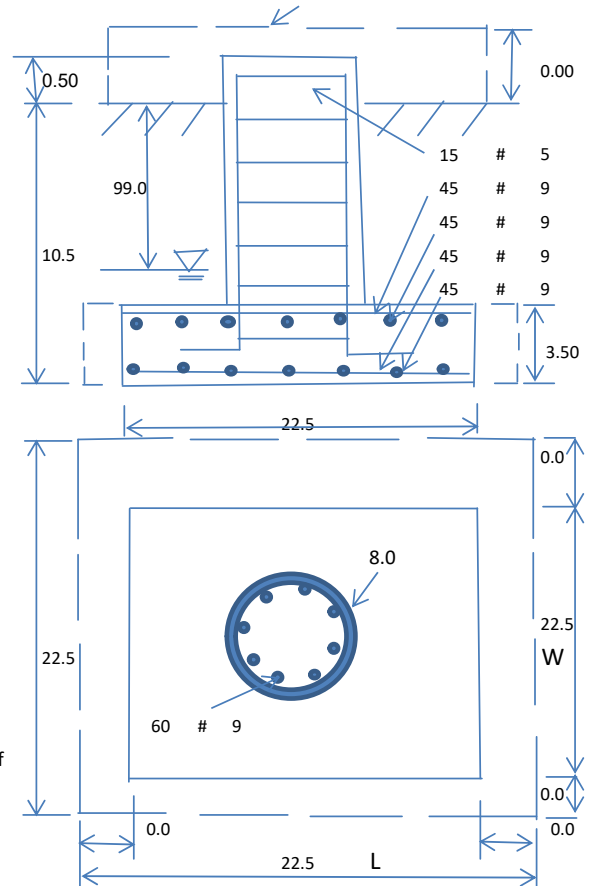
Rebar at the top of the concrete pad:

Qty. of Rebar in Pad (L):	45	Qty. of Rebar in Pad (W):	45
---------------------------	----	---------------------------	----

Apply 1.35 factor for e/w Per G: 1.35

Soil Design Parameters:

Soil Unit Weight (pcf):	125.0	Soil Buoyant Weight:	50.0	Pcf
Water Table B.G.S. (ft):	99.0	Unit Weight of Water:	62.4	pcf
Ultimate Bearing Pressure (psf):	18000	Ultimate Skin Friction:	0	Psf
Consider Friction for O.T.M. (Y/N):	No	Consider Friction for bearing (Y/N):	No	
Consider soil hor. resist. for OTM.:	No	Reduction factor on the maximum soil bearing pressure:	1.00	
		Angle from Top of Pad:	30	
		Angle from Bottm of Pad:	25	
		Angle from Bottm of Pad:	25	



Foundation Analysis and Design:

Uplift Strength Reduction Factor:	0.75	Compression Strength Reduction Factor:	0.75
Total Dry Soil Volume (cu. Ft.):	3191.89	Total Dry Soil Weight (Kips):	398.99
Total Buoyant Soil Volume (cu. Ft.):	0.00	Total Buoyant Soil Weight (Kips):	0.00
Total Effective Soil Weight (Kips):	398.99	Weight from the Concrete Block at Top (K):	0.00
Total Dry Concrete Volume (cu. Ft.):	2148.87	Total Dry Concrete Weight (Kips):	322.33
Total Buoyant Concrete Volume (cu. Ft.):	0.00	Total Buoyant Concrete Weight (Kips):	0.00
Total Effective Concrete Weight (Kips):	322.33	Total Vertical Load on Base (Kips):	776.96

Check Soil Capacities:

Calculated Maxium Net Soil Pressure under the base (psf):	3981	<	Allowable Factored Soil Bearing (psf):	13500	0.29	OK!
Allowable Foundation Overturning Resistance (kips-ft.):	7929.3	>	Design Factored Momont (kips-ft):	4173	0.53	OK!
Factor of Safety Against Overturning (O. R. Moment/Design Moment):	1.90					OK!

Load/
Capacity
Ratio

Check the capacities of Reinforcing Concrete:

Strength reduction factor (Flexure and axial tension):	0.90	Strength reduction factor (Shear):	0.75
Strength reduction factor (Axial compression):	0.65	Wind Load Factor on Concrete Design:	1.00

Load/
Capacity
Ratio

(1) Concrete Pier:

Vertical Steel Rebar Area (sq. in./each):	1.00	Tie / Stirrup Area (sq. in./each):	0.31		
Calculated Moment Capacity (Mn,Kips-Ft):	11051.5	>	Design Factored Moment (Mu, Kips-Ft)	4055.1	0.37 OK!
Calculated Shear Capacity (Kips):	806.3	>	Design Factored Shear (Kips):	33.7	0.04 OK!
Calculated Tension Capacity (Tn, Kips):	3240.0	>	Design Factored Tension (Tu Kips):	0.0	0.00 OK!
Calculated Compression Capacity (Pn, Kips):	9518.3	>	Design Factored Axial Load (Pu Kips):	55.6	0.01 OK!
Moment & Axial Strength Combination:	0.37	OK!	Check Tie Spacing (Design/Required):	0.75	OK!
Pier Reinforcement Ratio:	0.008	Reinforcement Ratio is satisfied per ACI			

(2).Concrete Pad:

One-Way Design Shear Capacity (L-Direction, Kips):	852.6	>	One-Way Factored Shear (L-D. Kips):	219.2	0.26 OK!
One-Way Design Shear Capacity (W-Direction, Kips):	852.6	>	One-Way Factored Shear (W-D., Kips)	219.2	0.26 OK!
One-Way Design Shear Capacity (Corner-Corner. Kips):	659.9	>	One-Way Factored Shear (C-C, Kips):	211.9	0.32 OK!
Lower Steel Pad Reinforcement Ratio (L-Direct.):	0.0043	OK!	Lower Steel Pad Reinf. Ratio (W-Direc	0.0043	
Lower Steel Pad Moment Capacity (L-Direction. Kips-ft):	7386.5	>	Moment at Bottom (L-Dir. K-Ft):	1176.2	0.16 OK!
Lower Steel Pad Moment Capacity (W-Direction. Kips-ft):	7386.5	>	Moment at Bottom (W-Dir. K-Ft):	1176.2	0.16 OK!
Lower Steel Pad Moment Capacity (Corner-Corner,K-ft):	10257.5	>	Moment at Bottom (C-C Dir. K-Ft):	1663.4	0.16 OK!
Upper Steel Pad Reinforcement Ratio (L-Direct.):	0.0043	OK!	Upper Steel Reinf. Ratio (W-Dir.):	0.0043	
Upper Steel Pad Moment Capacity (L-Direc. Kips-ft):	7386.5	>	Moment at the top (L-Dir K-Ft):	522.8	0.07 OK!
Upper Steel Pad Moment Capacity (W-Direc. Kips-ft):	7386.5	>	Moment at the top (W-Dir K-Ft):	522.8	0.07 OK!
Upper Steel Pad Moment Capacity (Corner-Corner. K-ft):	10257.5	>	Moment at the top (C-C Dir. K-Ft):	497.9	0.05 OK!

(3).Check Punching Shear Capacity due to Moment in the Pier:

Moment transferred by punching shear:	1521.1	k-ft.	Max. factored shear stress v_{u_CD} :	2.1	Psi
Max. factored shear stress v_{u_AB} :	7.4	Psi	Factored shear Strength ϕv_n :	164.3	Psi
Max. factored shear stress v_u :	7.4	Psi	Check Usage of Punching Shear Capacity:	0.05	OK!

(4).Check Bending Capacity of the Pad Within the Effective Slab Width:

Overturning moment to be transferred by flexure:	1140.8	k-ft.	Effective Width for resisting OT moment:	18.5	ft.
Calculated number of Rebar in Effective width:	37		Actual number of Rebar in Effective width:	37	
Steel Pad Moment Capacity (L-Direc. Kips-ft):	6073.4	k-ft.	Check Usage of the Flexure Capacity:	0.19	OK!

Colliers Engineering & Design
Architecture, Landscape
Architecture, Surveying, CT P.C.
2000 Midlantic Drive Suite 100
Mt. Laurel, NJ 08054
856.797.0412
sean.osullivan@collierseng.com

New Antenna Mount Analysis Report and PII Requirements

Mount Analysis-N
SMART Tool Project #: 10321862
Colliers Engineering & Design Project #: 24777019 (Rev. 1)
September 18, 2025

Site Information

Site ID: 5000917542-VZW / Pomfret South CT
Site Name: Pomfret South CT
Carrier Name: Verizon Wireless
Address: 62 Babbitt Hill Road
Pomfret, Connecticut 06259,
Windham County
Latitude: 41.870258°
Longitude: -71.988242°

Structure Information

Tower Type: 168-Ft Monopole
Mount Type: 12.50-Ft Platform

FUZE ID # 16118821

Analysis Results

Platform: **30.3% Pass w/ New Mount Install***
((1) RMQP-496-HK)

***Antennas and equipment to be installed in compliance with PII Requirements of this mount analysis.**

***Contractor PII Requirements:

Included at the end of this MA report

Available & Submitted via portal at <https://pmi.vzwsmart.com>

For additional questions and support, please reach out to:

pmisupport@colliersengineering.com

Report Prepared By: Billy Anskis



Executive Summary:

The objective of this report is to determine the capacity of the proposed antenna support mount at the subject facility for the final wireless telecommunications configuration, per the applicable codes and standards. The proposed mount was assumed to be installed properly to the existing tower per the manufacturer’s instructions. Colliers Engineering & Design cannot verify that the proposed mount will fit properly and is not liable for any fit-up issues during installation.

This analysis is inclusive of the mount structure only and does not address the structural capacity of the supporting structure. This mounting frame was not analyzed as an anchor attachment point for fall protection. All climbing activities are required to have a fall protection plan completed by a competent person.

Sources of Information:

Document Type	Remarks
Radio Frequency Data Sheet (RFDS)	Verizon RFDS, Site ID: 616852035, dated September 3, 2025
Mount Specifications	Site Pro 1 Part No. RMPQ-496-HK

Analysis Criteria:

Codes and Standards:	ANSI/TIA-222-H 2022 Connecticut State Building Code (CSBC), Effective October 1, 2022
Wind Parameters:	Basic Wind Speed (Ultimate 3-sec. Gust), V_{ULT} : 125 mph Ice Wind Speed (3-sec. Gust): 50 mph Design Ice Thickness: 1.00 in Risk Category: II Exposure Category: C Topographic Category: 1 Topographic Feature Considered: N/A Topographic Method: N/A Ground Elevation Factor, K_e : 0.980
Seismic Parameters:	S_s : 0.182 g S_1 : 0.055 g
Maintenance Parameters:	Wind Speed (3-sec. Gust): 30 mph Maintenance Load, L_v : 250 lbs. Maintenance Load, L_m : 500 lbs.
Analysis Software:	RISA-3D (V22)

Final Loading Configuration:

The following equipment has been considered for the analysis of the mount:

Mount Elevation (ft)	Equipment Elevation (ft)	Quantity	Manufacturer	Model	Status
125.00	125.00	3	Samsung	MT6413-77A	Added
		1	Raycap	6 OVP	
		3	Samsung	RF4461d-13A	
		3	Commscope	CBC78T-DS-43-2X	
		3	Samsung	RF4801d-25A	
		1	Raycap	3x6 NGOVP	
		6	Commscope	NHH-65B-HG-R2B	

Any proposed antennas not currently installed should be mounted such that the centerline of the antennas does not exceed 6 inches vertically from the center of the antenna mount(s).

It is acceptable to install up to three (3) OVPs with dimensions not to exceed 30" x 17" x 13" and 40 lbs. at any location, other than the mount face, without affecting the structural capacity of the mount. If OVP units are installed on the mount face, a mount re-analysis may be required unless replacing an existing OVP.

Standard Conditions:

1. All engineering services are performed on the basis that the information provided to Colliers Engineering & Design and used in this analysis is current and correct. Any deviation from the loading locations specified in this report shall be communicated to Colliers Engineering & Design to verify deviation will not adversely impact the analysis.
2. Mounts are assumed to have been properly fabricated, installed and maintained in good condition, twist free and plumb in accordance with its original design and manufacturer’s specifications.
3. All member connections are assumed to have been designed to meet or exceed the load carrying capacity of the connected member unless otherwise specified in this report.
4. The mount was checked up to, and including, the bolts that fasten it to the mount collar/attachment and threaded rod connections in collar members if applicable. Local deformation and interaction between the mount collar/attachment and the supporting tower structure are outside the scope of this analysis.
5. All services are performed, results obtained, and recommendations made in accordance with generally accepted engineering principles and practices. Colliers Engineering & Design is not responsible for the conclusion, opinions, and recommendations made by others based on the information supplied.
6. Structural Steel Grades have been assumed as follows, if applicable, unless otherwise noted in this analysis:
 - o Channel, Solid Round, Angle, Plate ASTM A36 (Gr. 36)
 - o HSS (Rectangular) ASTM 500 (Gr. B-46)
 - o Pipe ASTM A53 (Gr. B-35)
 - o Threaded Rod F1554 (Gr. 36)
 - o Bolts ASTM A325

Discrepancies between in-field conditions and the assumptions listed above may render this analysis invalid unless explicitly approved by Colliers Engineering & Design.

Analysis Results:

Component	Utilization %	Pass/Fail
Face Horizontal	6.1%	Pass
Standoff Horizontal	12.2%	Pass
Corner Plate	19.5%	Pass
Platform Crossmember	6.8%	Pass
Grating Support	15.1%	Pass
Mount Pipe	23.6%	Pass
Cross Arm Plate	30.3%	Pass
Support Rail Connection	14.3%	Pass
Support Rail	8.6%	Pass
Kicker Angle	8.7%	Pass
Mount Connection	20.5%	Pass

Structure Rating – (Controlling Utilization of all Components)	30.3%
---	--------------

Mount Connection Envelope Reactions:

Connection Description	Elev. AGL (Ft)	Node Label	Envelope Wind Reactions				Envelope Wind + Ice Reactions			
			Axial (Lbs)	Lateral (Lbs)	Moment (K-Ft)	Torsion (K-Ft)	Axial (Lbs)	Lateral (Lbs)	Moment (K-Ft)	Torsion (K-Ft)
Sector B Standoff	125.0	N3	163	3992	0.135	1.601	159	3383	0.196	0.458
Sector B Reinforcement	122.5	N182A	1286	1927	0.000	0.000	2040	3067	0.000	0.000
Sector A Standoff	125.0	N70	200	3925	0.198	1.786	223	3469	0.234	0.490
Sector A Reinforcement	122.5	N129	1311	1964	0.000	0.000	2092	3147	0.000	0.000
Sector C Standoff	125.0	N137	86	3656	0.150	1.338	59	3419	0.153	0.407
Sector C Reinforcement	122.5	N196	1251	1872	0.000	0.000	2074	3119	0.000	0.000

Notes:

- Axial loads act along the axis of the tower
- Lateral reactions act perpendicular to the tower
- Moment loads introduce bending moment to the tower
- Torsion loads introduce twisting moment to the tower
- Batch solutions by individual load cases are included at the end of this document

BASELINE mount weight: 2267.00 lbs

Increase in mount weight due to modifications: 0.00 lbs

The weights listed above include three sector(s).

Mount Steel (EPA)a per ANSI/TIA-222-H Section 2.6.11.2:

Ice Thickness (In)	Mount Pipes Excluded		Mount Pipes Included	
	Front (EPA)a (Sq. Ft.)	Side (EPA)a (Sq. Ft.)	Front (EPA)a (Sq. Ft.)	Side (EPA)a (Sq. Ft.)
0	28.0	28.0	45.1	45.1
0.5	37.3	37.3	61.6	61.6
1	45.5	45.5	77.0	77.0

Notes:

- (EPA)a values listed above may be used in the absence of more precise information
- (EPA)a values in the table above include 3 sector(s).
- Ka factors included in (EPA)a calculations

Requirements:

The proposed antenna mount is for the final loading configuration (attachment 2) upon completion of the mount installation (attachment 3) and requirements below.

Refer to document at the end of this form for special instructions. Contact EOR if special instructions are not available.

ANSI/ASSP rigging plan review services compliant with the requirements of ANSI/TIA 322 are available for a Construction Class IV site or other, if required. Separate review fees will apply.

Attachments:

1. Contractor Required Post Installation Inspection (PII) Report Deliverables
2. Antenna Placement Diagrams
3. Mount Manufacturer Drawings
4. Analysis Calculations

Mount Desktop – Post Installation Inspection (PII) Report Requirements

Documents & Photos Required from Contractor – **New Mount Passing MA**

Electronic pdf version of this can be downloaded at <https://pmi.vzwsmart.com>

For additional questions and support, please reach out to pmisupport@colliersengineering.com

MDG #: 5000917542

SMART Project #: 10321862

Fuze Project ID: 16118821

Purpose – to provide SMART Tool structural vendor the proper documentation in order to complete the required Mount Desktop review of the Post Modification Inspection Report.

- Contractor is responsible for making certain the photos provided as noted below provide confirmation that the installation was completed in accordance with this Passing Mount Analysis.
- Contractor shall relay any data that can impact the performance of the mount, this includes safety issues.

Base Requirements:

- If installation will cause damage to the structure, the climbing facility, or safety climb if present or any installed system, SMART Tool vendor to be notified prior to install. Any special photos outside of the standard requirements will be indicated on the drawings.
- Provide “as built mount drawings” showing contractor’s name, contact information, preparer’s signature, and date. Any deviations from the drawings (Proposed modification) shall be shown. NOTE: If loading is different than what is conveyed in the passing mount analysis (MA) contact the SMART Tool vendor immediately.
- Each photo should be time and date stamped.
- Photos should be high resolution.
- Contractor shall ensure that the safety climb wire rope is supported and not adversely impacted by the install of the modification components. This may involve the install of wire rope guides, or other items to protect the wire rope. If there is conflict, contact the SMART Tool engineer for recommendations.
- The PMI can be accessed at the following portal: <https://pmi.vzwsmart.com>

Photo Requirements:

- Photos taken at ground level
 - Photo of Gate Signs showing the tower owner, site name, and number.
 - Overall tower structure after installation.
 - Photos of the mount after installation; if the mounts are at different rad elevations, pictures must be provided for all elevations that equipment was installed.
- Photos taken at Mount Elevation
 - Photos showing the safety climb wire rope above and below the mount prior to installation.
 - Photos showing the climbing facility and safety climb if present.
 - Photos showing each individual sector after installation of mounts. Each entire sector shall be in one photo to show the interconnection of members.

- These photos shall also certify that the placement and geometry of the equipment on the mount is as depicted in the antenna placement diagram in this form.
- Photos that show the model number of each antenna and piece of equipment installed per sector.
- Photos of each installed mount; pictures shall also include connection hardware (U-bolts, bolts, nuts, all-threaded rods, etc.)
- Photos showing the installed mount elevation.

Antenna & Equipment Placement and Geometry Confirmation:

- The contractor shall certify that the antenna & equipment placement and geometry is in accordance with the sketch and table as included in the mount analysis and noted below.
 - The contractor certifies that the photos support and the equipment on the mount is as depicted on the sketch and table included in this form and with the mount analysis provided.

OR

- The contractor notes that the equipment on the mount is not in accordance with the sketch and has noted the differences below and provided photo documentation of any alterations.

Special Instructions / Validation as required from the MA or any other information the contractor deems necessary to share that was identified:

Issue:

Refer to document at the end of this form for special instructions. Contact EOR if special instructions are not available.

Response:

Special Instruction Confirmation:

- The contractor has read and acknowledges the above special instructions.

Contractor certifies that the climbing facility / safety climb was not damaged prior to starting work:

- Yes No

Contractor certifies no new damage created during the current installation:

- Yes No

Contractor to certify the condition of the safety climb and verify no damage when leaving the site:

- Safety Climb in Good Condition Safety Climb Damaged

Comments:

New Mount Certification:

- The contractor certifies that the New Mount installed is as specified in the Passing Mount Analysis.
 The contractor notes that the New Mount installed is not as specified and engineering approval was received for the New Mount installed.

Contractor to provide measurement from top of the highest equipment/steel to the bottom of the lowest equipment/steel by documenting it using the most appropriate illustration below along with supporting photos (highest and lowest measurement across all sectors):

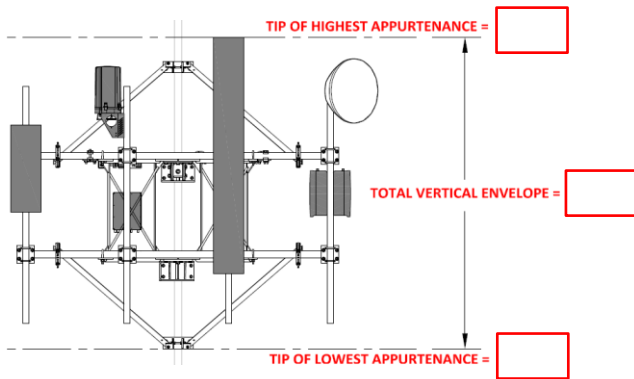


Illustration #1

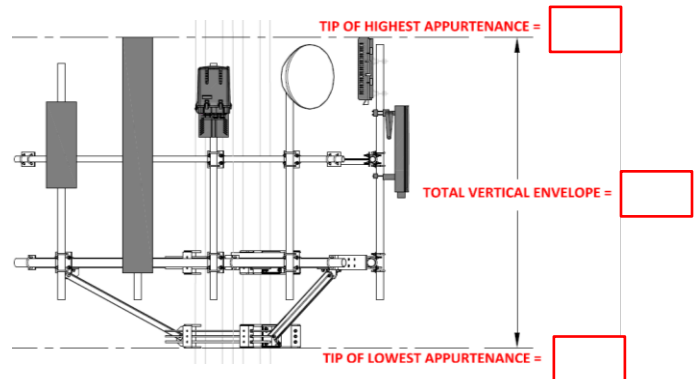


Illustration #2

Certifying Individual:

Company:	
Employee Name:	
Contact Phone:	
Email:	
Date:	



MDG #: 5000917542

Site Name: Pomfret South CT

Fuze ID #: 16118821

Colliers Engineering & Design Project #: 24777019

PII INSTRUCTIONS:

Contractor shall verify existing monopole diameter to be 20". **Escalate any discrepancies to EOR immediately as it may render the results of this analysis invalid and require additional modifications.**

Contractor shall install the proposed Site Pro 1 RMQP-496-HK mount in accordance with manufacturer specifications and the New Mount Sketch. Contact EOR if these documents are not available.

Contractor shall install mount pipes with vertical offsets as shown in the New Mount Sketch.

Contractor shall install included support rail 42" above face horizontal. Refer to New Mount Sketch.

Contractor shall install included kicker kit 30" below platform collar. Refer to New Mount Sketch.

Threaded rod from proposed kits shall be trimmed to extend no more than 3" beyond the lock nut. Treat all cut ends with (2) coats of Zinga or Zinc Kote.

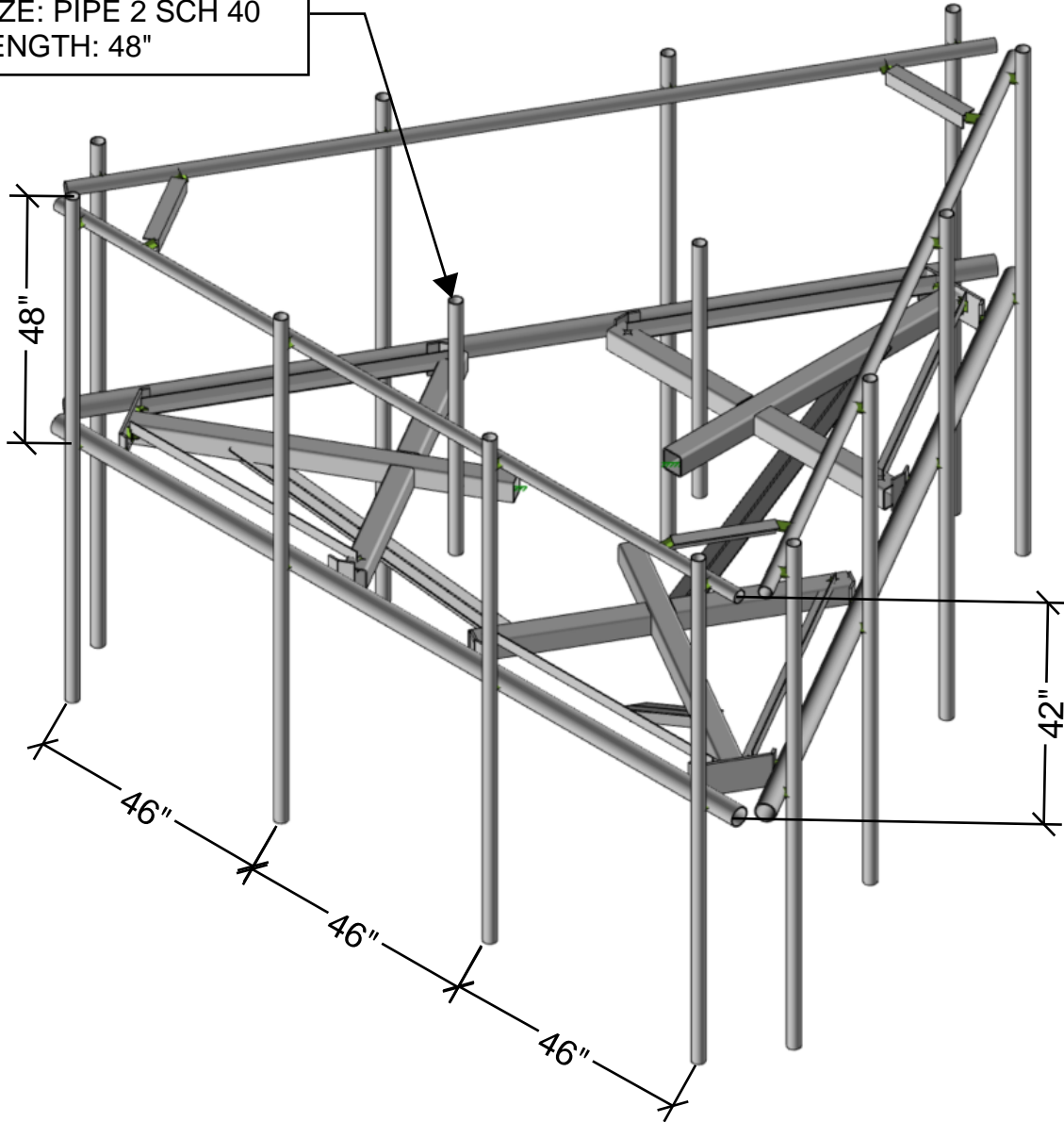
Contractor shall install a new 48" long PIPE 2 SCH 40 OVP pipe between Alpha and Beta sector standoff horizontal.

Contractor shall install a new 48" long PIPE 2 SCH 40 OVP pipe between Beta and Gamma sector standoff horizontal.

Contractor shall inspect climbing facilities and safety climb, if present, and ensure they are in good condition. Contractor shall install safety climb wire rope guides in locations where wire rope is rubbing against the mount or mount-to-tower connection steel. Wire brush clean any observed corrosion and protect with two (2) coats of Zinga or Zinc Kote. Contractor shall provide photos of wire rope guide installation as part of PMI documents. Contact EOR if additional guidance is required.

NEW MOUNT SKETCH

OVP PIPE
SIZE: PIPE 2 SCH 40
LENGTH: 48"

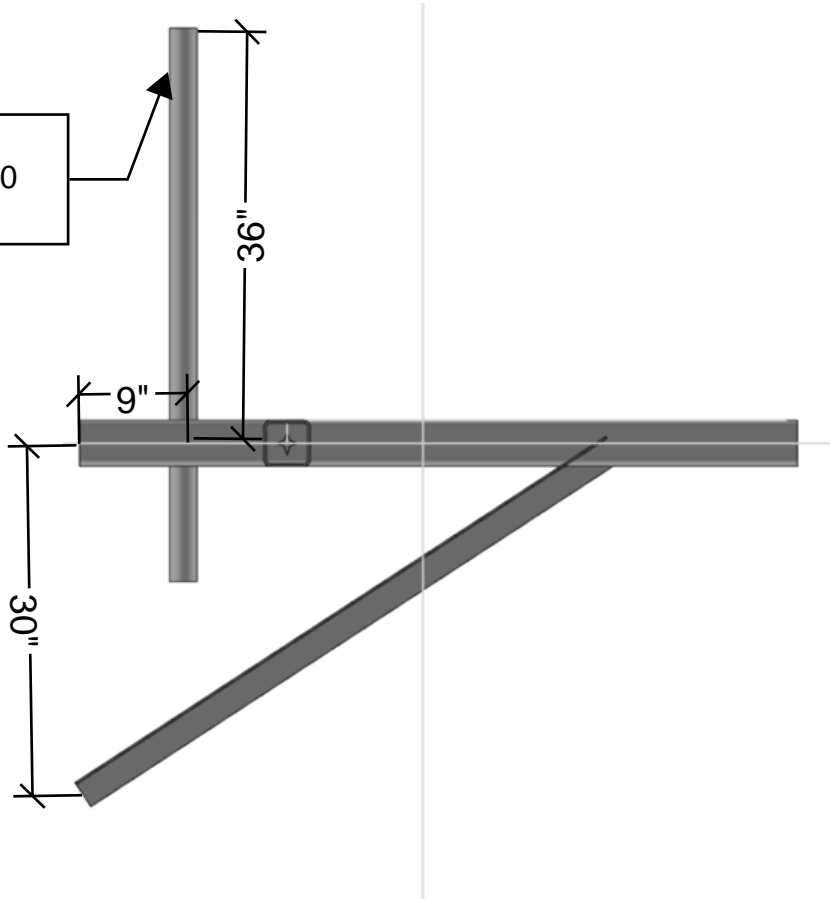


MOUNT ISOMETRIC VIEW

N.T.S

NEW MOUNT SKETCH

OVP PIPE
SIZE: PIPE 2 SCH 40
LENGTH: 48"



MOUNT SIDE VIEW
N.T.S

Sector: A

9/12/2025

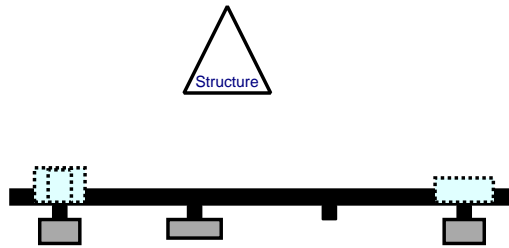
Structure Type: Monopole

10227149

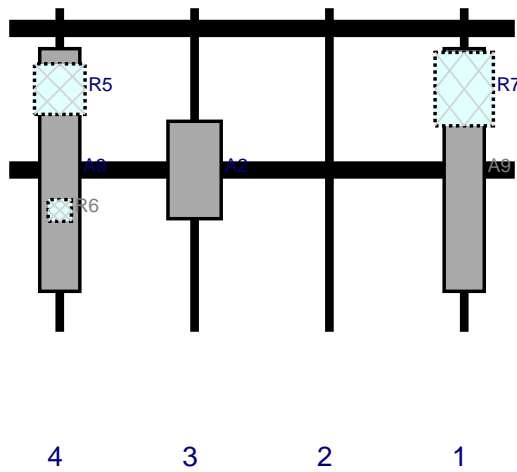
Mount Elev: 125.00

Page: 1

Plan View



Front View - Looking at Structure



Ref#	Model	Height (in)	Width (in)	H Dist Frm L.	Pipe #	Pipe Pos V	Ant Pos	C. Ant Frm T.	Ant H Off	Status	Validation
OVP1	6 OVP	29.5	16.5		Member					Added	
A9	NHH-65B-HG-R2B	72	11.9	135	1	a	Front	48	0	Added	
R7	RF4801d-25A	21.8	17.3	135	1	a	Behind	24	0	Added	
A2	MT6413-77A	28.9	15.8	55	3	a	Front	48	0	Added	
A9	NHH-65B-HG-R2B	72	11.9	15	4	a	Front	48	0	Added	
R5	RF4461d-13A	15	15	15	4	a	Behind	24	0	Added	
R6	CBC78T-DS-43-2X	6.4	6.9	15	4	a	Behind	60	0	Added	

Sector: B

9/12/2025

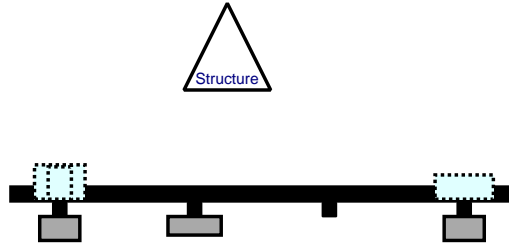
Structure Type: Monopole

10227149

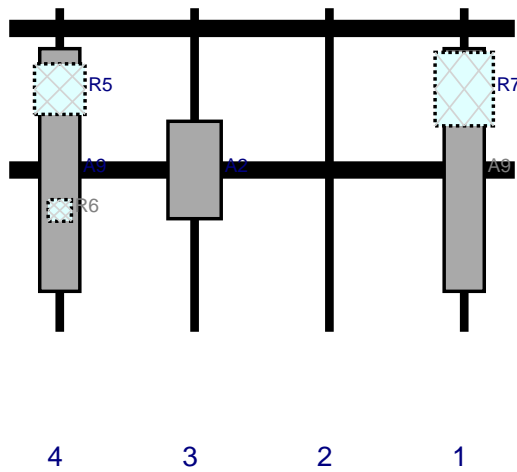
Mount Elev: 125.00

Page: 2

Plan View



Front View - Looking at Structure



Ref#	Model	Height (in)	Width (in)	H Dist Frm L.	Pipe #	Pipe Pos V	Ant Pos	C. Ant Frm T.	Ant H Off	Status	Validation
OVP2	3x6 NGOVP	20.4	9.7		Member					Added	
A9	NHH-65B-HG-R2B	72	11.9	135	1	a	Front	48	0	Added	
R7	RF4801d-25A	21.8	17.3	135	1	a	Behind	24	0	Added	
A2	MT6413-77A	28.9	15.8	55	3	a	Front	48	0	Added	
A9	NHH-65B-HG-R2B	72	11.9	15	4	a	Front	48	0	Added	
R5	RF4461d-13A	15	15	15	4	a	Behind	24	0	Added	
R6	CBC78T-DS-43-2X	6.4	6.9	15	4	a	Behind	60	0	Added	

Sector: C

9/12/2025

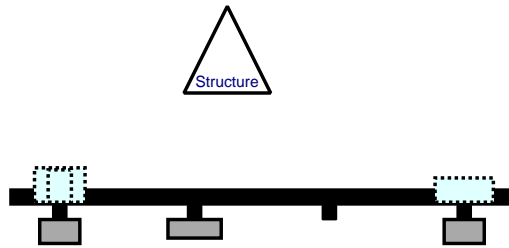
Structure Type: Monopole

10227149

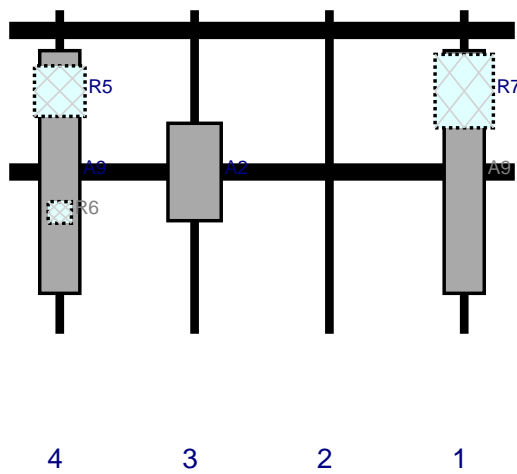
Mount Elev: 125.00

Page: 3

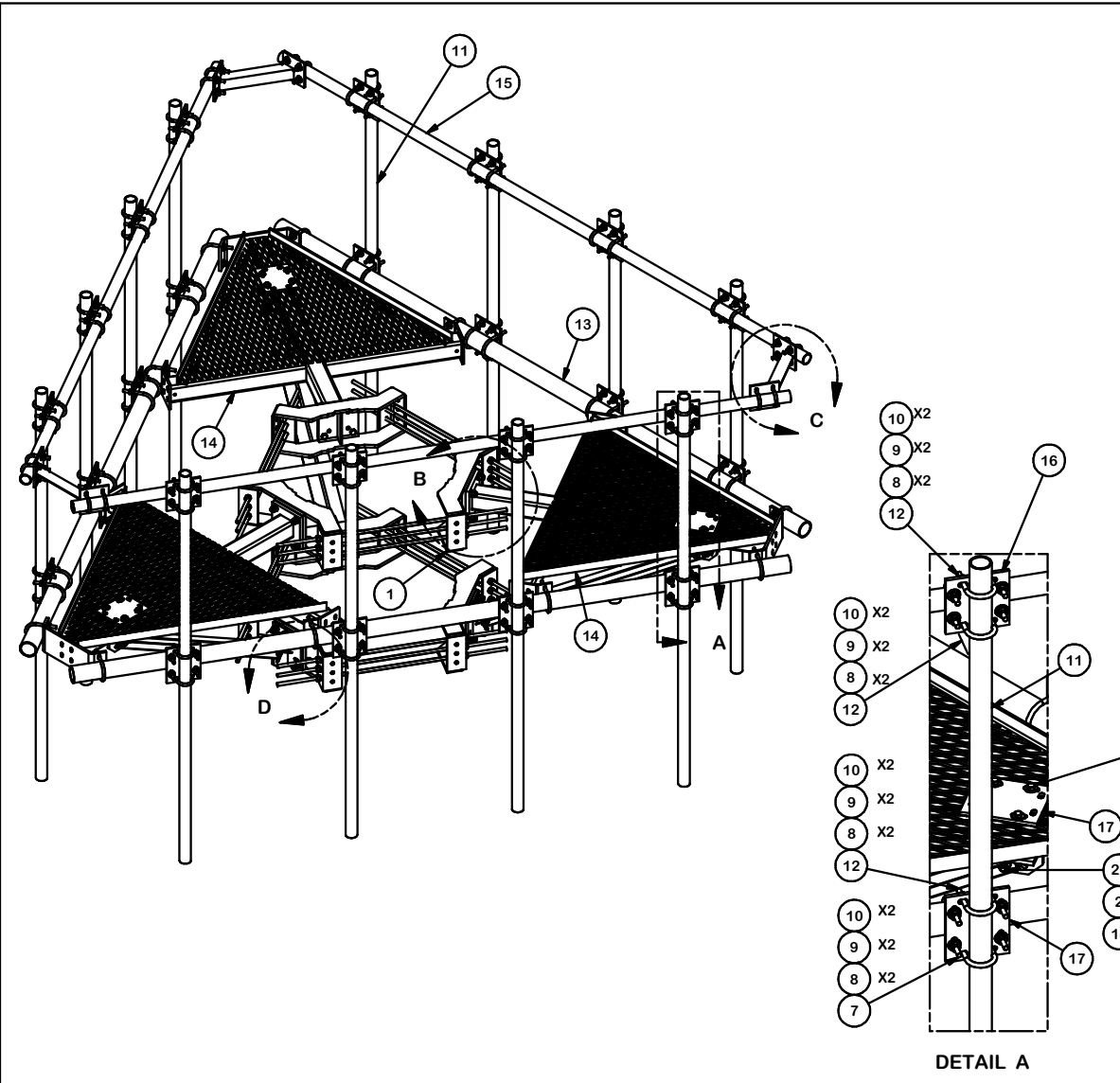
Plan View



Front View - Looking at Structure



Ref#	Model	Height (in)	Width (in)	H Dist Frm L.	Pipe #	Pipe Pos V	Ant Pos	C. Ant Frm T.	Ant H Off	Status	Validation
A9	NHH-65B-HG-R2B	72	11.9	135	1	a	Front	48	0	Added	
R7	RF4801d-25A	21.8	17.3	135	1	a	Behind	24	0	Added	
A2	MT6413-77A	28.9	15.8	55	3	a	Front	48	0	Added	
A9	NHH-65B-HG-R2B	72	11.9	15	4	a	Front	48	0	Added	
R5	RF4461d-13A	15	15	15	4	a	Behind	24	0	Added	
R6	CBC78T-DS-43-2X	6.4	6.9	15	4	a	Behind	60	0	Added	



PARTS LIST						
ITEM	QTY	PART NO.	PART DESCRIPTION	LENGTH	UNIT WT.	NET WT.
1	6	X-LWRM	RING MOUNT WELDMENT		68.81	412.85
2	66	G58LW	5/8" HDG LOCKWASHER		0.03	1.72
3	60	A58NUT	5/8" HDG A325 HEX NUT		0.13	7.79
4	18	G58R-24	5/8" x 24" THREADED ROD (HDG.)		2.09	37.63
4	18	G58R-48	5/8" x 48" THREADED ROD (HDG.)		4.18	75.27
5	24	A58234	5/8" x 2-3/4" HDG A325 HEX BOLT	2 3/4 in	0.36	8.54
6	24	A58FW	5/8" HDG A325 FLATWASHER		0.03	0.82
7	36	X-UB1306	1/2" X 3-5/8" X 6" X 3" U-BOLT (HDG.)		0.83	29.82
8	264	G12FW	1/2" HDG USS FLATWASHER	3/32 in	0.03	9.00
9	252	G12LW	1/2" HDG LOCKWASHER	1/8 in	0.01	3.50
10	252	G12NUT	1/2" HDG HEAVY 2H HEX NUT		0.07	18.05
11	12	P296	2-3/8" X 96" SCH. 40 GALVANIZED PIPE	96 in	30.76	369.08
12	84	X-UB1212	1/2" X 2-1/2" X 4-1/2" X 2" U-BOLT (HDG.)		0.63	52.51
13	3	P3150	3-1/2" X 150" (3" SCH 40) GALVANIZED PIPE	150 in	94.80	284.40
14	3	X-SV196	LOW PROFILE PLATFORM CORNER		212.10	636.31
15	3	P2150	2-3/8" O.D. X 150" SCH 40 GALVANIZED PIPE	150 in	45.77	137.31
16	12	SCX2	CROSSOVER PLATE	7 in	4.80	57.56
17	15	SCX4	CROSSOVER PLATE	8 1/2 in	6.02	90.32
18	6	G58NUT	5/8" HDG HEAVY 2H HEX NUT		0.13	0.78
19	6	X-253993	PLATFORM REINFORCEMENT KIT ANGLE	52 25/32 in	14.33	85.99
20	6	X-TBW	T-BRACKET WELDMENT		13.60	81.60
21	6	G5802	5/8" x 2" HDG HEX BOLT GR5		0.27	1.62
22	12	G12065	1/2" x 6-1/2" HDG HEX BOLT GR5 FULL THREAD	5 1/2 in	0.41	4.91
23	3	X-AHCP	ANGLE HANDRAIL CORNER PLATE		12.92	38.76
TOTAL WT. #						2445.81

TOLERANCE NOTES
TOLERANCES ON DIMENSIONS, UNLESS OTHERWISE NOTED ARE:
SAWED, SHEARED AND GAS CUT EDGES ($\pm 0.030"$)
DRILLED AND GAS CUT HOLES ($\pm 0.030"$) - NO CONING OF HOLES
LASER CUT EDGES AND HOLES ($\pm 0.010"$) - NO CONING OF HOLES
BENDS ARE $\pm 1/2$ DEGREE
ALL OTHER MACHINING ($\pm 0.030"$)
ALL OTHER ASSEMBLY ($\pm 0.060"$)

PROPRIETARY NOTE:
 THE DATA AND TECHNIQUES CONTAINED IN THIS DRAWING ARE PROPRIETARY INFORMATION OF VALMONT INDUSTRIES AND CONSIDERED A TRADE SECRET. ANY USE OR DISCLOSURE WITHOUT THE CONSENT OF VALMONT INDUSTRIES IS STRICTLY PROHIBITED.

DESCRIPTION
12' 6" LOW PROFILE PLATFORM
WITH TWELVE 2-3/8" ANTENNA MOUNTING
PIPES, AND SUPPORT RAIL

CPD NO. 4488 DRAWN BY CEK 7/14/2014 ENG. APPROVAL

CLASS 81 SUB 02 DRAWING USAGE CUSTOMER CHECKED BY BMC 7/14/2014

SITE PRO 1
 A valmont COMPANY

Locations:
 New York, NY
 Atlanta, GA
 Los Angeles, CA
 Plymouth, IN
 Salem, OR
 Dallas, TX

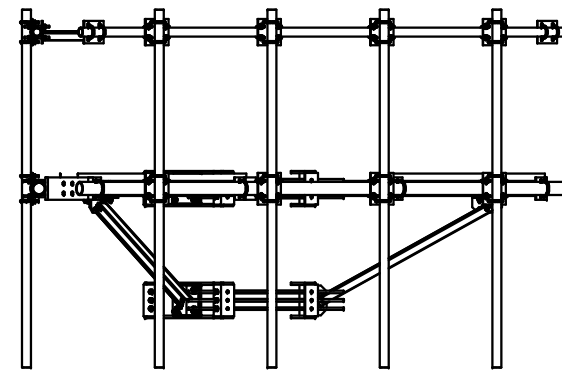
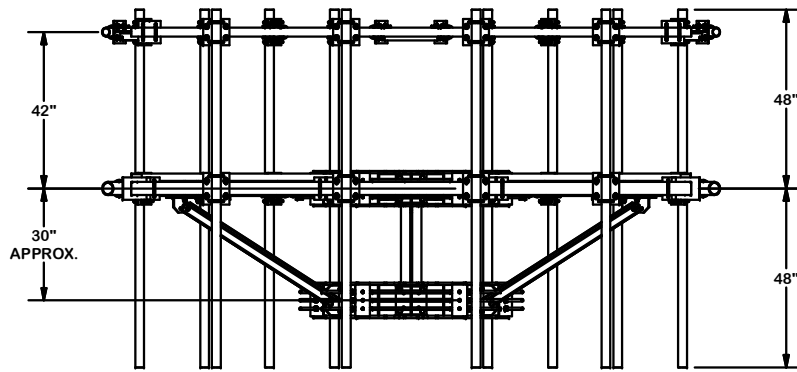
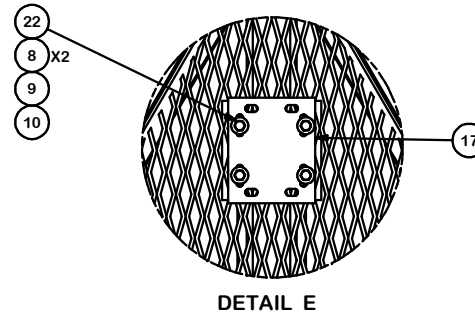
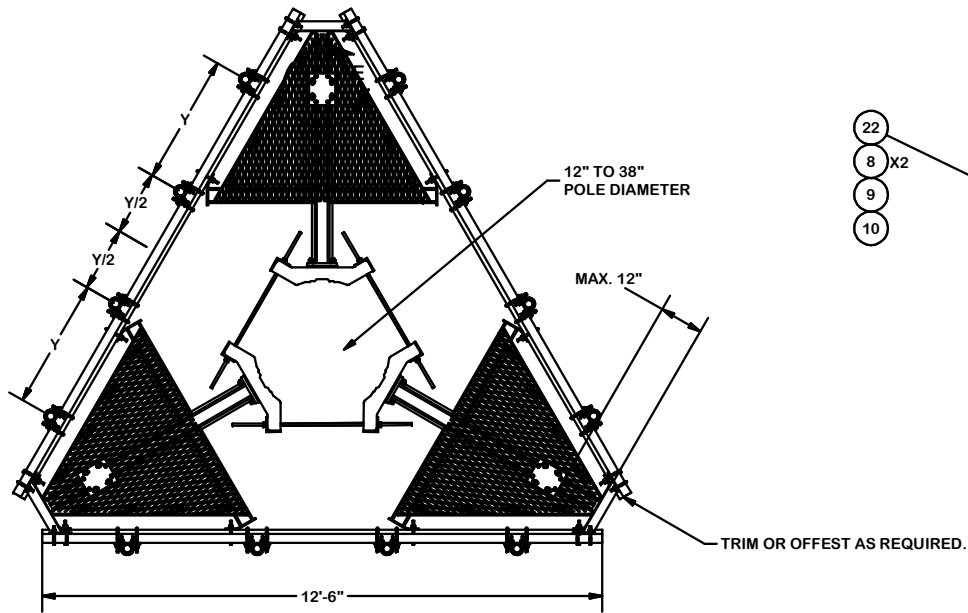
Engineering Support Team:
 1-888-753-7446

PART NO. **RMQP-496-HK**

DWG. NO. **RMQP-496-HK**

1 OF 3

REV	DESCRIPTION OF REVISIONS	CPD	BY	DATE
B	RELOCATED MOUNT PIPE POSITIONS	4488	JET	5/23/2021
A	CHANGED X-253992 TO X-TBW	4488	CEK	9/20/2018
REVISION HISTORY				



TOLERANCE NOTES

TOLERANCES ON DIMENSIONS, UNLESS OTHERWISE NOTED ARE:
 SAWED, SHEARED AND GAS CUT EDGES ($\pm 0.030"$)
 DRILLED AND GAS CUT HOLES ($\pm 0.030"$) - NO CONING OF HOLES
 LASER CUT EDGES AND HOLES ($\pm 0.010"$) - NO CONING OF HOLES
 BENDS ARE $\pm 1/2$ DEGREE
 ALL OTHER MACHINING ($\pm 0.030"$)
 ALL OTHER ASSEMBLY ($\pm 0.060"$)

PROPRIETARY NOTE:
 THE DATA AND TECHNIQUES CONTAINED IN THIS DRAWING ARE PROPRIETARY INFORMATION OF VALMONT INDUSTRIES AND CONSIDERED A TRADE SECRET. ANY USE OR DISCLOSURE WITHOUT THE CONSENT OF VALMONT INDUSTRIES IS STRICTLY PROHIBITED.

DESCRIPTION
**12' 6" LOW PROFILE PLATFORM
 WITH TWELVE 2-3/8" ANTENNA MOUNTING
 PIPES, AND SUPPORT RAIL**

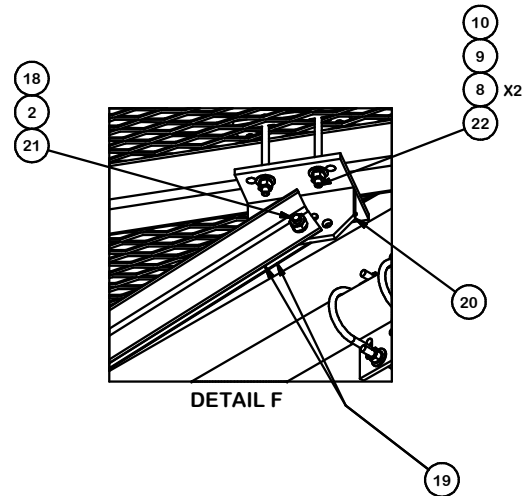
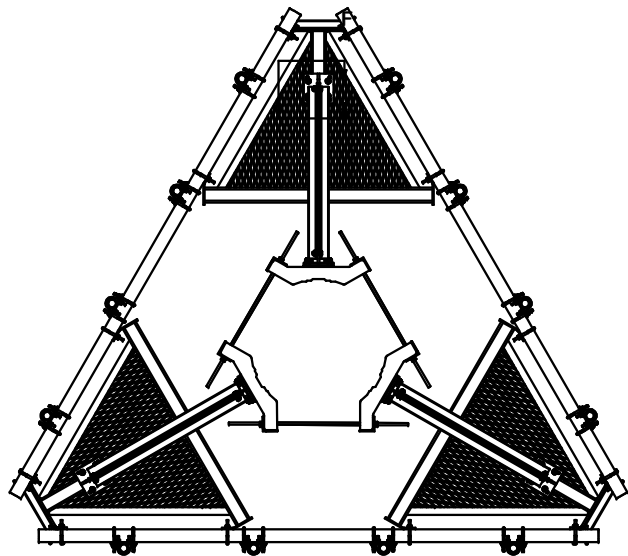
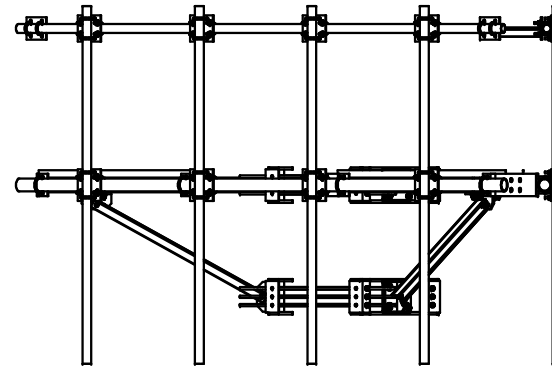
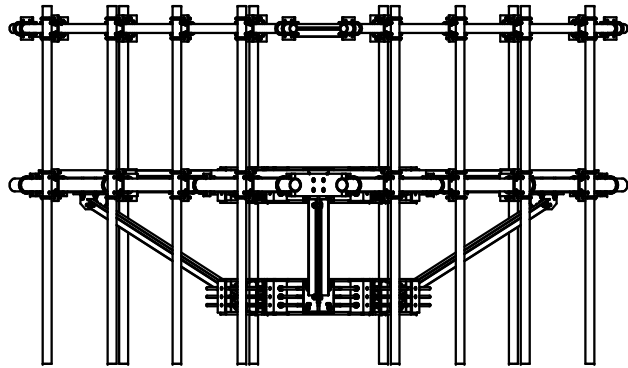
SITE PRO 1
 A valmont COMPANY
 Locations:
 New York, NY
 Atlanta, GA
 Los Angeles, CA
 Plymouth, IN
 Salem, OR
 Dallas, TX
 Engineering Support Team:
 1-888-753-7446

REV	DESCRIPTION OF REVISIONS	CPD	BY	DATE
B	RELOCATED MOUNT PIPE POSITIONS	4488	JET	5/23/2021
A	CHANGED X-253992 TO X-TBW	4488	CEK	9/20/2018

CPD NO.	DRAWN BY	ENG. APPROVAL
4488	CEK	7/14/2014
CLASS	SUB	DRAWING USAGE
81	02	CUSTOMER
CHECKED BY	DATE	
BMC	7/14/2014	

PART NO.	DWG. NO.
RMQP-496-HK	RMQP-496-HK

REVISION HISTORY



REV	DESCRIPTION OF REVISIONS	CPD	BY	DATE
B	RELOCATED MOUNT PIPE POSITIONS	4488	JET	5/23/2021
A	CHANGED X-253992 TO X-TBW	4488	CEK	9/20/2018
REVISION HISTORY				

TOLERANCE NOTES

TOLERANCES ON DIMENSIONS, UNLESS OTHERWISE NOTED ARE:
 SAWED, SHEARED AND GAS CUT EDGES ($\pm 0.030"$)
 DRILLED AND GAS CUT HOLES ($\pm 0.030"$) - NO CONING OF HOLES
 LASER CUT EDGES AND HOLES ($\pm 0.010"$) - NO CONING OF HOLES
 BENDS ARE $\pm 1/2$ DEGREE
 ALL OTHER MACHINING ($\pm 0.030"$)
 ALL OTHER ASSEMBLY ($\pm 0.060"$)

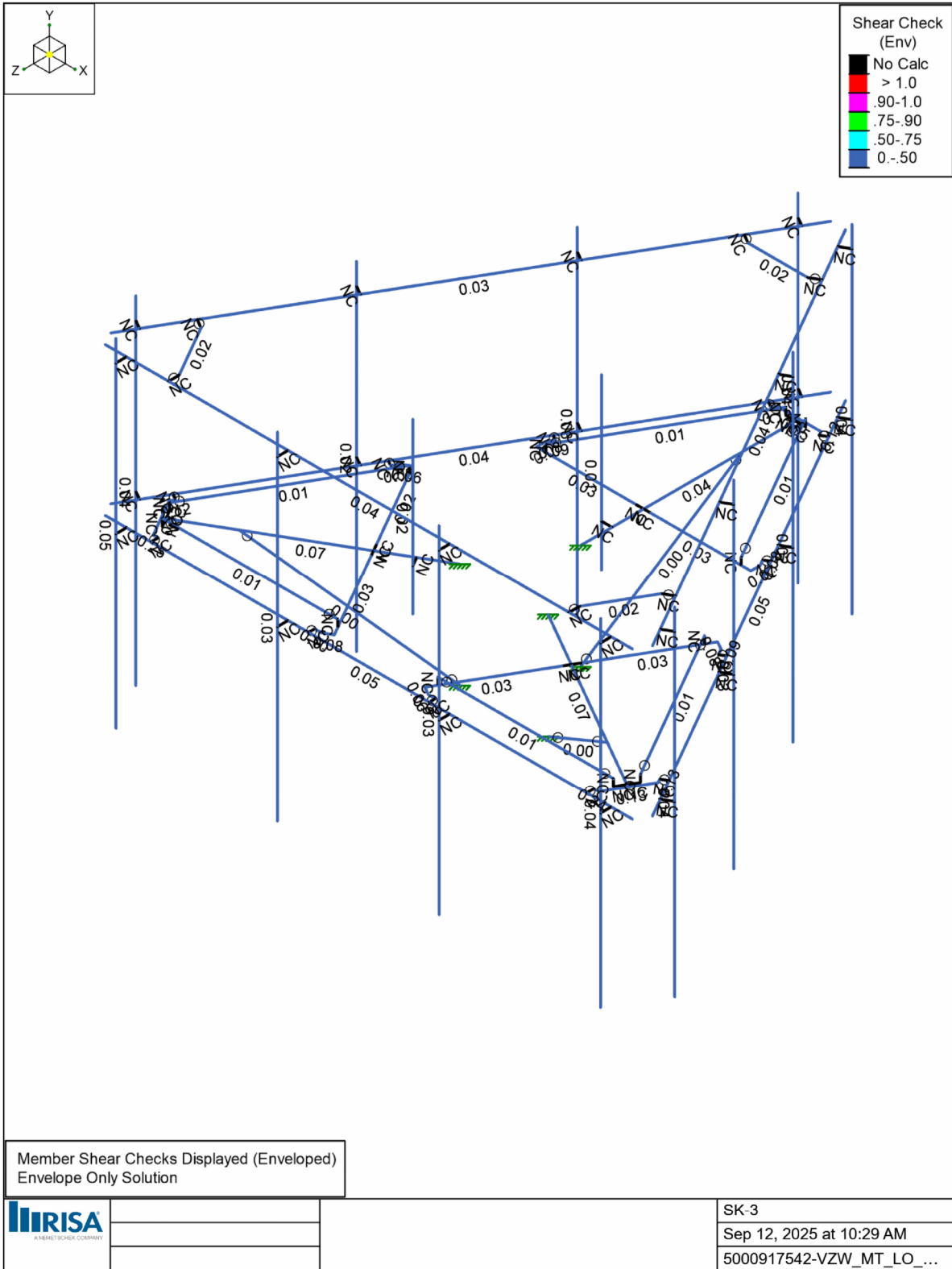
PROPRIETARY NOTE:
 THE DATA AND TECHNIQUES CONTAINED IN THIS DRAWING ARE PROPRIETARY INFORMATION OF VALMONT INDUSTRIES AND CONSIDERED A TRADE SECRET. ANY USE OR DISCLOSURE WITHOUT THE CONSENT OF VALMONT INDUSTRIES IS STRICTLY PROHIBITED.

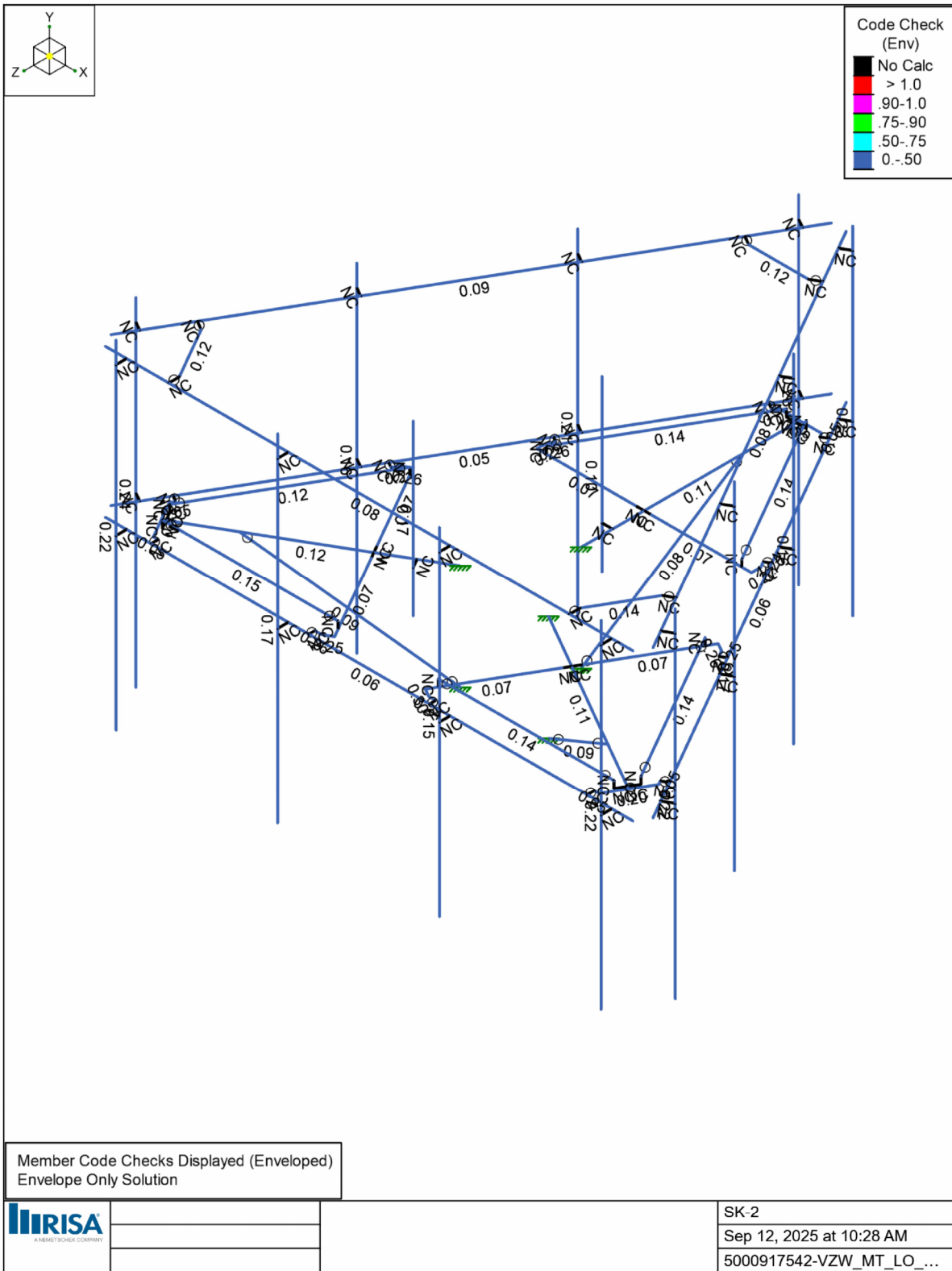
DESCRIPTION		CPD NO.		DRAWN BY		ENG. APPROVAL	
12' 6" LOW PROFILE PLATFORM WITH TWELVE 2-3/8" ANTENNA MOUNTING PIPES, AND SUPPORT RAIL		4488		CEK		7/14/2014	
CLASS	SUB	DRAWING USAGE		CHECKED BY			
81	02	CUSTOMER		BMC		7/14/2014	

 A valmont COMPANY	Locations: New York, NY Atlanta, GA Los Angeles, CA Plymouth, IN Salem, OR Dallas, TX	
	Engineering Support Team: 1-888-753-7446	
PART NO.	RMQP-496-HK	PAGE 3 OF 3
DWG. NO.	RMQP-496-HK	



Member Connection Design Rule Displayed
Envelope Only Solution





Basic Load Cases

	BLC Description	Category	X Gravity	Y Gravity	Z Gravity	Point	Distributed	Area(Member)
1	Antenna D	None				87		
2	Antenna Di	None				87		
3	Antenna Wo (0 Deg)	None				87		
4	Antenna Wo (30 Deg)	None				87		
5	Antenna Wo (60 Deg)	None				87		
6	Antenna Wo (90 Deg)	None				87		
7	Antenna Wo (120 Deg)	None				87		
8	Antenna Wo (150 Deg)	None				87		
9	Antenna Wo (180 Deg)	None				87		
10	Antenna Wo (210 Deg)	None				87		
11	Antenna Wo (240 Deg)	None				87		
12	Antenna Wo (270 Deg)	None				87		
13	Antenna Wo (300 Deg)	None				87		
14	Antenna Wo (330 Deg)	None				87		
15	Antenna Wi (0 Deg)	None				87		
16	Antenna Wi (30 Deg)	None				87		
17	Antenna Wi (60 Deg)	None				87		
18	Antenna Wi (90 Deg)	None				87		
19	Antenna Wi (120 Deg)	None				87		
20	Antenna Wi (150 Deg)	None				87		
21	Antenna Wi (180 Deg)	None				87		
22	Antenna Wi (210 Deg)	None				87		
23	Antenna Wi (240 Deg)	None				87		
24	Antenna Wi (270 Deg)	None				87		
25	Antenna Wi (300 Deg)	None				87		
26	Antenna Wi (330 Deg)	None				87		
27	Antenna Wm (0 Deg)	None				87		
28	Antenna Wm (30 Deg)	None				87		
29	Antenna Wm (60 Deg)	None				87		
30	Antenna Wm (90 Deg)	None				87		
31	Antenna Wm (120 Deg)	None				87		
32	Antenna Wm (150 Deg)	None				87		
33	Antenna Wm (180 Deg)	None				87		
34	Antenna Wm (210 Deg)	None				87		
35	Antenna Wm (240 Deg)	None				87		
36	Antenna Wm (270 Deg)	None				87		
37	Antenna Wm (300 Deg)	None				87		
38	Antenna Wm (330 Deg)	None				87		
39	Structure D	None		-1				3
40	Structure Di	None					62	3
41	Structure Wo (0 Deg)	None					124	
42	Structure Wo (30 Deg)	None					124	
43	Structure Wo (60 Deg)	None					124	
44	Structure Wo (90 Deg)	None					124	
45	Structure Wo (120 Deg)	None					124	
46	Structure Wo (150 Deg)	None					124	
47	Structure Wo (180 Deg)	None					124	
48	Structure Wo (210 Deg)	None					124	
49	Structure Wo (240 Deg)	None					124	
50	Structure Wo (270 Deg)	None					124	
51	Structure Wo (300 Deg)	None					124	
52	Structure Wo (330 Deg)	None					124	
53	Structure Wi (0 Deg)	None					124	
54	Structure Wi (30 Deg)	None					124	
55	Structure Wi (60 Deg)	None					124	

Basic Load Cases (Continued)

	BLC Description	Category	X Gravity	Y Gravity	Z Gravity	Point	Distributed	Area(Member)
56	Structure Wi (90 Deg)	None					124	
57	Structure Wi (120 Deg)	None					124	
58	Structure Wi (150 Deg)	None					124	
59	Structure Wi (180 Deg)	None					124	
60	Structure Wi (210 Deg)	None					124	
61	Structure Wi (240 Deg)	None					124	
62	Structure Wi (270 Deg)	None					124	
63	Structure Wi (300 Deg)	None					124	
64	Structure Wi (330 Deg)	None					124	
65	Structure Wm (0 Deg)	None					124	
66	Structure Wm (30 Deg)	None					124	
67	Structure Wm (60 Deg)	None					124	
68	Structure Wm (90 Deg)	None					124	
69	Structure Wm (120 Deg)	None					124	
70	Structure Wm (150 Deg)	None					124	
71	Structure Wm (180 Deg)	None					124	
72	Structure Wm (210 Deg)	None					124	
73	Structure Wm (240 Deg)	None					124	
74	Structure Wm (270 Deg)	None					124	
75	Structure Wm (300 Deg)	None					124	
76	Structure Wm (330 Deg)	None					124	
77	Lm1	None				1		
78	Lm2	None				1		
79	Lv1	None				1		
80	Lv2	None				1		
81	Antenna Ev	None				87		
82	Antenna Eh (0 Deg)	None				58		
83	Antenna Eh (90 Deg)	None				58		
84	Structure Ev	ELY		-0.039				3
85	Structure Eh (0 Deg)	ELZ			-0.097			3
86	Structure Eh (90 Deg)	ELX	0.097					3
87	BLC 39 Transient Area Loads	None					30	
88	BLC 40 Transient Area Loads	None					30	
89	BLC 84 Transient Area Loads	None					30	
90	BLC 85 Transient Area Loads	None					30	
91	BLC 86 Transient Area Loads	None					30	

Load Combinations

	Description	Solve	P-Delta	BLC	Factor	BLC	Factor	BLC	Factor	BLC	Factor	BLC	Factor	BLC	Factor	BLC	Factor
1	1.2D+1.0Wo (0 Deg)	Yes	Y	1	1.2	39	1.2	3	1	41	1						
2	1.2D+1.0Wo (30 Deg)	Yes	Y	1	1.2	39	1.2	4	1	42	1						
3	1.2D+1.0Wo (60 Deg)	Yes	Y	1	1.2	39	1.2	5	1	43	1						
4	1.2D+1.0Wo (90 Deg)	Yes	Y	1	1.2	39	1.2	6	1	44	1						
5	1.2D+1.0Wo (120 Deg)	Yes	Y	1	1.2	39	1.2	7	1	45	1						
6	1.2D+1.0Wo (150 Deg)	Yes	Y	1	1.2	39	1.2	8	1	46	1						
7	1.2D+1.0Wo (180 Deg)	Yes	Y	1	1.2	39	1.2	9	1	47	1						
8	1.2D+1.0Wo (210 Deg)	Yes	Y	1	1.2	39	1.2	10	1	48	1						
9	1.2D+1.0Wo (240 Deg)	Yes	Y	1	1.2	39	1.2	11	1	49	1						
10	1.2D+1.0Wo (270 Deg)	Yes	Y	1	1.2	39	1.2	12	1	50	1						
11	1.2D+1.0Wo (300 Deg)	Yes	Y	1	1.2	39	1.2	13	1	51	1						
12	1.2D+1.0Wo (330 Deg)	Yes	Y	1	1.2	39	1.2	14	1	52	1						
13	1.2D + 1.0Di + 1.0Wi (0 Deg)	Yes	Y	1	1.2	39	1.2	2	1	40	1	15	1	53	1		
14	1.2D + 1.0Di + 1.0Wi (30 Deg)	Yes	Y	1	1.2	39	1.2	2	1	40	1	16	1	54	1		
15	1.2D + 1.0Di + 1.0Wi (60 Deg)	Yes	Y	1	1.2	39	1.2	2	1	40	1	17	1	55	1		
16	1.2D + 1.0Di + 1.0Wi (90 Deg)	Yes	Y	1	1.2	39	1.2	2	1	40	1	18	1	56	1		

Load Combinations (Continued)

Description	Solve	P-Delta	BLCFactor	BLCFactor	BLCFactor	BLCFactor	BLCFactor	BLCFactor	BLCFactor	BLCFactor	BLCFactor	BLCFactor	BLCFactor	BLCFactor	BLCFactor	BLCFactor	BLCFactor	BLCFactor
17 1.2D + 1.0Di + 1.0Wi (120 Deg)	Yes	Y	1	1.2	39	1.2	2	1	40	1	19	1	57	1				
18 1.2D + 1.0Di + 1.0Wi (150 Deg)	Yes	Y	1	1.2	39	1.2	2	1	40	1	20	1	58	1				
19 1.2D + 1.0Di + 1.0Wi (180 Deg)	Yes	Y	1	1.2	39	1.2	2	1	40	1	21	1	59	1				
20 1.2D + 1.0Di + 1.0Wi (210 Deg)	Yes	Y	1	1.2	39	1.2	2	1	40	1	22	1	60	1				
21 1.2D + 1.0Di + 1.0Wi (240 Deg)	Yes	Y	1	1.2	39	1.2	2	1	40	1	23	1	61	1				
22 1.2D + 1.0Di + 1.0Wi (270 Deg)	Yes	Y	1	1.2	39	1.2	2	1	40	1	24	1	62	1				
23 1.2D + 1.0Di + 1.0Wi (300 Deg)	Yes	Y	1	1.2	39	1.2	2	1	40	1	25	1	63	1				
24 1.2D + 1.0Di + 1.0Wi (330 Deg)	Yes	Y	1	1.2	39	1.2	2	1	40	1	26	1	64	1				
25 1.2D + 1.5Lm1 + 1.0Wm (0 Deg)	Yes	Y	1	1.2	39	1.2	77	1.5	27	1	65	1						
26 1.2D + 1.5Lm1 + 1.0Wm (30 Deg)	Yes	Y	1	1.2	39	1.2	77	1.5	28	1	66	1						
27 1.2D + 1.5Lm1 + 1.0Wm (60 Deg)	Yes	Y	1	1.2	39	1.2	77	1.5	29	1	67	1						
28 1.2D + 1.5Lm1 + 1.0Wm (90 Deg)	Yes	Y	1	1.2	39	1.2	77	1.5	30	1	68	1						
29 1.2D + 1.5Lm1 + 1.0Wm (120 Deg)	Yes	Y	1	1.2	39	1.2	77	1.5	31	1	69	1						
30 1.2D + 1.5Lm1 + 1.0Wm (150 Deg)	Yes	Y	1	1.2	39	1.2	77	1.5	32	1	70	1						
31 1.2D + 1.5Lm1 + 1.0Wm (180 Deg)	Yes	Y	1	1.2	39	1.2	77	1.5	33	1	71	1						
32 1.2D + 1.5Lm1 + 1.0Wm (210 Deg)	Yes	Y	1	1.2	39	1.2	77	1.5	34	1	72	1						
33 1.2D + 1.5Lm1 + 1.0Wm (240 Deg)	Yes	Y	1	1.2	39	1.2	77	1.5	35	1	73	1						
34 1.2D + 1.5Lm1 + 1.0Wm (270 Deg)	Yes	Y	1	1.2	39	1.2	77	1.5	36	1	74	1						
35 1.2D + 1.5Lm1 + 1.0Wm (300 Deg)	Yes	Y	1	1.2	39	1.2	77	1.5	37	1	75	1						
36 1.2D + 1.5Lm1 + 1.0Wm (330 Deg)	Yes	Y	1	1.2	39	1.2	77	1.5	38	1	76	1						
37 1.2D + 1.5Lm2 + 1.0Wm (0 Deg)	Yes	Y	1	1.2	39	1.2	78	1.5	27	1	65	1						
38 1.2D + 1.5Lm2 + 1.0Wm (30 Deg)	Yes	Y	1	1.2	39	1.2	78	1.5	28	1	66	1						
39 1.2D + 1.5Lm2 + 1.0Wm (60 Deg)	Yes	Y	1	1.2	39	1.2	78	1.5	29	1	67	1						
40 1.2D + 1.5Lm2 + 1.0Wm (90 Deg)	Yes	Y	1	1.2	39	1.2	78	1.5	30	1	68	1						
41 1.2D + 1.5Lm2 + 1.0Wm (120 Deg)	Yes	Y	1	1.2	39	1.2	78	1.5	31	1	69	1						
42 1.2D + 1.5Lm2 + 1.0Wm (150 Deg)	Yes	Y	1	1.2	39	1.2	78	1.5	32	1	70	1						
43 1.2D + 1.5Lm2 + 1.0Wm (180 Deg)	Yes	Y	1	1.2	39	1.2	78	1.5	33	1	71	1						
44 1.2D + 1.5Lm2 + 1.0Wm (210 Deg)	Yes	Y	1	1.2	39	1.2	78	1.5	34	1	72	1						
45 1.2D + 1.5Lm2 + 1.0Wm (240 Deg)	Yes	Y	1	1.2	39	1.2	78	1.5	35	1	73	1						
46 1.2D + 1.5Lm2 + 1.0Wm (270 Deg)	Yes	Y	1	1.2	39	1.2	78	1.5	36	1	74	1						
47 1.2D + 1.5Lm2 + 1.0Wm (300 Deg)	Yes	Y	1	1.2	39	1.2	78	1.5	37	1	75	1						
48 1.2D + 1.5Lm2 + 1.0Wm (330 Deg)	Yes	Y	1	1.2	39	1.2	78	1.5	38	1	76	1						
49 1.2D + 1.5Lv1	Yes	Y	1	1.2	39	1.2	79	1.5										
50 1.2D + 1.5Lv2	Yes	Y	1	1.2	39	1.2	80	1.5										
51 1.4D	Yes	Y	1	1.4	39	1.4												
52 1.2D + 1.0Ev + 1.0Eh (0 Deg)	Yes	Y	1	1.2	39	1.2	81	1	ELY	1	82	1	83		ELZ	1	ELX	
53 1.2D + 1.0Ev + 1.0Eh (30 Deg)	Yes	Y	1	1.2	39	1.2	81	1	ELY	1	82	0.866	83	0.5	ELZ	0.866	ELX	0.5
54 1.2D + 1.0Ev + 1.0Eh (60 Deg)	Yes	Y	1	1.2	39	1.2	81	1	ELY	1	82	0.5	83	0.866	ELZ	0.5	ELX	0.866
55 1.2D + 1.0Ev + 1.0Eh (90 Deg)	Yes	Y	1	1.2	39	1.2	81	1	ELY	1	82		83	1	ELZ		ELX	1
56 1.2D + 1.0Ev + 1.0Eh (120 Deg)	Yes	Y	1	1.2	39	1.2	81	1	ELY	1	82	-0.5	83	0.866	ELZ	-0.5	ELX	0.866
57 1.2D + 1.0Ev + 1.0Eh (150 Deg)	Yes	Y	1	1.2	39	1.2	81	1	ELY	1	82	-0.866	83	0.5	ELZ	-0.866	ELX	0.5
58 1.2D + 1.0Ev + 1.0Eh (180 Deg)	Yes	Y	1	1.2	39	1.2	81	1	ELY	1	82	-1	83		ELZ	-1	ELX	
59 1.2D + 1.0Ev + 1.0Eh (210 Deg)	Yes	Y	1	1.2	39	1.2	81	1	ELY	1	82	-0.866	83	-0.5	ELZ	-0.866	ELX	-0.5
60 1.2D + 1.0Ev + 1.0Eh (240 Deg)	Yes	Y	1	1.2	39	1.2	81	1	ELY	1	82	-0.5	83	-0.866	ELZ	-0.5	ELX	-0.866
61 1.2D + 1.0Ev + 1.0Eh (270 Deg)	Yes	Y	1	1.2	39	1.2	81	1	ELY	1	82		83	-1	ELZ		ELX	-1
62 1.2D + 1.0Ev + 1.0Eh (300 Deg)	Yes	Y	1	1.2	39	1.2	81	1	ELY	1	82	0.5	83	-0.866	ELZ	0.5	ELX	-0.866
63 1.2D + 1.0Ev + 1.0Eh (330 Deg)	Yes	Y	1	1.2	39	1.2	81	1	ELY	1	82	0.866	83	-0.5	ELZ	0.866	ELX	-0.5
64 0.9D - 1.0Ev + 1.0Eh (0 Deg)	Yes	Y	1	0.9	39	0.9	81	-1	ELY	-1	82	1	83		ELZ	1	ELX	
65 0.9D - 1.0Ev + 1.0Eh (30 Deg)	Yes	Y	1	0.9	39	0.9	81	-1	ELY	-1	82	0.866	83	0.5	ELZ	0.866	ELX	0.5
66 0.9D - 1.0Ev + 1.0Eh (60 Deg)	Yes	Y	1	0.9	39	0.9	81	-1	ELY	-1	82	0.5	83	0.866	ELZ	0.5	ELX	0.866
67 0.9D - 1.0Ev + 1.0Eh (90 Deg)	Yes	Y	1	0.9	39	0.9	81	-1	ELY	-1	82		83	1	ELZ		ELX	1
68 0.9D - 1.0Ev + 1.0Eh (120 Deg)	Yes	Y	1	0.9	39	0.9	81	-1	ELY	-1	82	-0.5	83	0.866	ELZ	-0.5	ELX	0.866
69 0.9D - 1.0Ev + 1.0Eh (150 Deg)	Yes	Y	1	0.9	39	0.9	81	-1	ELY	-1	82	-0.866	83	0.5	ELZ	-0.866	ELX	0.5
70 0.9D - 1.0Ev + 1.0Eh (180 Deg)	Yes	Y	1	0.9	39	0.9	81	-1	ELY	-1	82	-1	83		ELZ	-1	ELX	
71 0.9D - 1.0Ev + 1.0Eh (210 Deg)	Yes	Y	1	0.9	39	0.9	81	-1	ELY	-1	82	-0.866	83	-0.5	ELZ	-0.866	ELX	-0.5

Load Combinations (Continued)

Description	Solve	P-Delta	BLCFactor	BLCFactor	BLCFactor	BLCFactor	BLCFactor	BLCFactor	BLCFactor	BLCFactor	BLCFactor	BLCFactor	BLCFactor	BLCFactor	BLCFactor			
72 0.9D - 1.0Ev + 1.0Eh (240 Deg)	Yes	Y	1	0.9	39	0.9	81	-1	ELY	-1	82	-0.5	83	-0.866	ELZ	-0.5	ELX	-0.866
73 0.9D - 1.0Ev + 1.0Eh (270 Deg)	Yes	Y	1	0.9	39	0.9	81	-1	ELY	-1	82		83	-1	ELZ		ELX	-1
74 0.9D - 1.0Ev + 1.0Eh (300 Deg)	Yes	Y	1	0.9	39	0.9	81	-1	ELY	-1	82	0.5	83	-0.866	ELZ	0.5	ELX	-0.866
75 0.9D - 1.0Ev + 1.0Eh (330 Deg)	Yes	Y	1	0.9	39	0.9	81	-1	ELY	-1	82	0.866	83	-0.5	ELZ	0.866	ELX	-0.5

Hot Rolled Steel Section Sets

Label	Shape	Type	Design List	Material	Design Rule	Area [in ²]	Iyy [in ⁴]	Izz [in ⁴]	J [in ⁴]
1 Face Horizontal	PIPE 3.0	Beam	Pipe	A53 Gr.B	Typical	2.07	2.85	2.85	5.69
2 Standoff Horizontal	HSS4X4X4	Beam	SquareTube	A500 Gr.B Rect	Typical	3.37	7.8	7.8	12.8
3 Corner Plate	PL1/2X6	Beam	BAR	A36 Gr.36	Typical	3	0.062	9	0.237
4 Platform Crossmember	HSS4X4X4	Beam	SquareTube	A500 Gr.B Rect	Typical	3.37	7.8	7.8	12.8
5 Grating Support	L2X2X3	Beam	Single Angle	A36 Gr.36	Typical	0.722	0.271	0.271	0.009
6 Mount Pipe	PIPE 2.0	Column	Pipe	A53 Gr.B	Typical	1.02	0.627	0.627	1.25
7 Cross Arm Plate	PL3/8X6	Column	RECT	A36 Gr.36	Typical	2.25	0.026	6.75	0.101
8 Support Rail Connection	L2.5X2.5X4	Column	RECT	A36 Gr.36	Typical	1.19	0.692	0.692	0.026
9 Support Rail	PIPE 2.0	Column	RECT	A53 Gr.B	Typical	1.02	0.627	0.627	1.25
10 Kicker Angle	LL2.5X2.5X3X3	Column	RECT	A36 Gr.36	Typical	1.8	2.46	1.07	0.023

Hot Rolled Steel Properties

Label	E [ksi]	G [ksi]	Nu	Therm. Coeff. [1e ⁻⁶ F ⁻¹]	Density [k/ft ³]	Yield [ksi]	Ry	Fu [ksi]	Rt
1 A992	29000	11154	0.3	0.65	0.49	50	1.1	65	1.1
2 A36 Gr.36	29000	11154	0.3	0.65	0.49	36	1.5	58	1.2
3 A572 Gr.50	29000	11154	0.3	0.65	0.49	50	1.1	65	1.1
4 A500 Gr.B RND	29000	11154	0.3	0.65	0.527	42	1.4	58	1.3
5 A500 Gr.B Rect	29000	11154	0.3	0.65	0.527	46	1.4	58	1.3
6 A53 Gr.B	29000	11154	0.3	0.65	0.49	35	1.6	60	1.2
7 A1085	29000	11154	0.3	0.65	0.49	50	1.4	65	1.3
8 Q235	29000	11154	0.3	0.65	0.49	35	1.5	58	1.2

Member Primary Data

Label	I Node	J Node	Rotate(deg)	Section/Shape	Type	Design List	Material	Design Rule
1 LV	N1	N2		Face Horizontal	Beam	Pipe	A53 Gr.B	Typical
2 M4	N3	N27		Standoff Horizontal	Beam	SquareTube	A500 Gr.B Rect	Typical
3 M10	N101	N103A		Platform Crossmember	Beam	SquareTube	A500 Gr.B Rect	Typical
4 LM1	N8	N9		RIGID	None	None	RIGID	Typical
5 LM2	N10	N11		RIGID	None	None	RIGID	Typical
6 M21	N12	N13		RIGID	None	None	RIGID	Typical
7 M22	N14	N15		RIGID	None	None	RIGID	Typical
8 MP3A	N17	N16		Mount Pipe	Column	Pipe	A53 Gr.B	Typical
9 MP4A	N19	N18		Mount Pipe	Column	Pipe	A53 Gr.B	Typical
10 MP2A	N21	N20		Mount Pipe	Column	Pipe	A53 Gr.B	Typical
11 MP1A	N23	N22		Mount Pipe	Column	Pipe	A53 Gr.B	Typical
12 M43	N102	N5		Platform Crossmember	Beam	SquareTube	A500 Gr.B Rect	Typical
13 M46	N86C	N87A		Corner Plate	Beam	BAR	A36 Gr.36	Typical
14 M35A	N7	N30		RIGID	None	None	RIGID	Typical
15 M36A	N6	N29		RIGID	None	None	RIGID	Typical
16 M51B	N87C	N6		Grating Support	Beam	Single Angle	A36 Gr.36	Typical
17 M52B	N7	N87B		Grating Support	Beam	Single Angle	A36 Gr.36	Typical
18 M52	N87B	N88C		RIGID	None	None	RIGID	Typical
19 M58	N102	N24		RIGID	None	None	RIGID	Typical
20 M59	N24	N103A		RIGID	None	None	RIGID	Typical
21 M76	N101	N105		Cross Arm Plate	Column	RECT	A36 Gr.36	Typical

Member Primary Data (Continued)

	Label	I Node	J Node	Rotate(deg)	Section/Shape	Type	Design List	Material	Design Rule
22	M77	N105	N131		Cross Arm Plate	Column	RECT	A36 Gr.36	Typical
23	M79	N131	N86A		RIGID	None	None	RIGID	Typical
24	M80	N87A	N135		Corner Plate	Beam	BAR	A36 Gr.36	Typical
25	M83	N135	N86D		RIGID	None	None	RIGID	Typical
26	M84	N5	N104A		Cross Arm Plate	Column	RECT	A36 Gr.36	Typical
27	M85	N104A	N144		Cross Arm Plate	Column	RECT	A36 Gr.36	Typical
28	M88	N144	N86B		RIGID	None	None	RIGID	Typical
29	M91	N86C	N148		Corner Plate	Beam	BAR	A36 Gr.36	Typical
30	M92	N148	N86E		RIGID	None	None	RIGID	Typical
31	M50	N88C	N88A		RIGID	None	None	RIGID	Typical
32	M51	N88A	N86G		RIGID	None	None	RIGID	Typical
33	M51A	N87C	N86G		RIGID	None	None	RIGID	Typical
34	M100	N144A	N145		Support Rail	Column	RECT	A53 Gr.B	Typical
35	M101	N146	N147		RIGID	None	None	RIGID	Typical
36	M102	N148A	N149		RIGID	None	None	RIGID	Typical
37	M103	N150	N151		RIGID	None	None	RIGID	Typical
38	M104	N152	N153		RIGID	None	None	RIGID	Typical
39	M118	N180	N181		RIGID	None	None	RIGID	Typical
40	M119	N182	N183		RIGID	None	None	RIGID	Typical
41	M123	N182	N180	180	Support Rail Connection	Column	RECT	A36 Gr.36	Typical
42	M124	N185A	N182A		Kicker Angle	Column	RECT	A36 Gr.36	Typical
43	M45	N68	N69		Face Horizontal	Beam	Pipe	A53 Gr.B	Typical
44	M46A	N70	N91		Standoff Horizontal	Beam	SquareTube	A500 Gr.B Rect	Typical
45	M47	N95	N97		Platform Crossmember	Beam	SquareTube	A500 Gr.B Rect	Typical
46	M56	N96	N71		Platform Crossmember	Beam	SquareTube	A500 Gr.B Rect	Typical
47	M57	N106	N107		Corner Plate	Beam	BAR	A36 Gr.36	Typical
48	M58A	N73	N94	240	RIGID	None	None	RIGID	Typical
49	M59A	N72	N93	240	RIGID	None	None	RIGID	Typical
50	M60	N111	N72		Grating Support	Beam	Single Angle	A36 Gr.36	Typical
51	M61	N73	N113		Grating Support	Beam	Single Angle	A36 Gr.36	Typical
52	M62	N113	N114	240	RIGID	None	None	RIGID	Typical
53	M63	N96	N90		RIGID	None	None	RIGID	Typical
54	M64	N90	N97		RIGID	None	None	RIGID	Typical
55	M65	N95	N99		Cross Arm Plate	Column	RECT	A36 Gr.36	Typical
56	M66	N99	N100		Cross Arm Plate	Column	RECT	A36 Gr.36	Typical
57	M67	N100	N104		RIGID	None	None	RIGID	Typical
58	M68	N107	N101A		Corner Plate	Beam	BAR	A36 Gr.36	Typical
59	M69	N101A	N108		RIGID	None	None	RIGID	Typical
60	M70	N71	N98		Cross Arm Plate	Column	RECT	A36 Gr.36	Typical
61	M71	N98	N102A		Cross Arm Plate	Column	RECT	A36 Gr.36	Typical
62	M72	N102A	N105A		RIGID	None	None	RIGID	Typical
63	M73	N106	N103		Corner Plate	Beam	BAR	A36 Gr.36	Typical
64	M74	N103	N109		RIGID	None	None	RIGID	Typical
65	M75	N114	N110		RIGID	None	None	RIGID	Typical
66	M76A	N110	N112		RIGID	None	None	RIGID	Typical
67	M77A	N111	N112	240	RIGID	None	None	RIGID	Typical
68	M78	N115	N116		Support Rail	Column	RECT	A53 Gr.B	Typical
69	M83A	N125	N126		RIGID	None	None	RIGID	Typical
70	M84A	N127	N128		RIGID	None	None	RIGID	Typical
71	M85A	N127	N125	180	Support Rail Connection	Column	RECT	A36 Gr.36	Typical
72	M86	N130	N129		Kicker Angle	Column	RECT	A36 Gr.36	Typical
73	M89	N135A	N136		Face Horizontal	Beam	Pipe	A53 Gr.B	Typical
74	M90	N137	N158		Standoff Horizontal	Beam	SquareTube	A500 Gr.B Rect	Typical
75	M91A	N162	N164		Platform Crossmember	Beam	SquareTube	A500 Gr.B Rect	Typical
76	M100A	N163	N138		Platform Crossmember	Beam	SquareTube	A500 Gr.B Rect	Typical

Member Primary Data (Continued)

	Label	I Node	J Node	Rotate(deg)	Section/Shape	Type	Design List	Material	Design Rule
77	M101A	N173	N174		Corner Plate	Beam	BAR	A36 Gr.36	Typical
78	M102A	N140	N161	120	RIGID	None	None	RIGID	Typical
79	M103A	N139	N160	120	RIGID	None	None	RIGID	Typical
80	M104A	N178	N139		Grating Support	Beam	Single Angle	A36 Gr.36	Typical
81	M105	N140	N180A		Grating Support	Beam	Single Angle	A36 Gr.36	Typical
82	M106	N180A	N181A	120	RIGID	None	None	RIGID	Typical
83	M107	N163	N157		RIGID	None	None	RIGID	Typical
84	M108	N157	N164		RIGID	None	None	RIGID	Typical
85	M109	N162	N166		Cross Arm Plate	Column	RECT	A36 Gr.36	Typical
86	M110	N166	N167		Cross Arm Plate	Column	RECT	A36 Gr.36	Typical
87	M111	N167	N171		RIGID	None	None	RIGID	Typical
88	M112	N174	N168		Corner Plate	Beam	BAR	A36 Gr.36	Typical
89	M113	N168	N175		RIGID	None	None	RIGID	Typical
90	M114	N138	N165		Cross Arm Plate	Column	RECT	A36 Gr.36	Typical
91	M115	N165	N169		Cross Arm Plate	Column	RECT	A36 Gr.36	Typical
92	M116	N169	N172		RIGID	None	None	RIGID	Typical
93	M117	N173	N170		Corner Plate	Beam	BAR	A36 Gr.36	Typical
94	M118A	N170	N176		RIGID	None	None	RIGID	Typical
95	M119A	N181A	N177		RIGID	None	None	RIGID	Typical
96	M120	N177	N179		RIGID	None	None	RIGID	Typical
97	M121	N178	N179	120	RIGID	None	None	RIGID	Typical
98	M122	N182B	N183A		Support Rail	Column	RECT	A53 Gr.B	Typical
99	M127A	N192	N193		RIGID	None	None	RIGID	Typical
100	M128	N194	N195		RIGID	None	None	RIGID	Typical
101	M129	N194	N192	180	Support Rail Connection	Column	RECT	A36 Gr.36	Typical
102	M130	N197	N196		Kicker Angle	Column	RECT	A36 Gr.36	Typical
103	M105A	N144B	N145A		RIGID	None	None	RIGID	Typical
104	M106A	N146A	N147A		RIGID	None	None	RIGID	Typical
105	M107A	N148B	N149A		RIGID	None	None	RIGID	Typical
106	M108A	N150A	N151A		RIGID	None	None	RIGID	Typical
107	MP3C	N153A	N152A	240	Mount Pipe	Column	Pipe	A53 Gr.B	Typical
108	MP4C	N155	N154	240	Mount Pipe	Column	Pipe	A53 Gr.B	Typical
109	MP2C	N157A	N156	240	Mount Pipe	Column	Pipe	A53 Gr.B	Typical
110	MP1C	N159	N158A	240	Mount Pipe	Column	Pipe	A53 Gr.B	Typical
111	M113A	N160A	N161A		RIGID	None	None	RIGID	Typical
112	M114A	N162A	N163A		RIGID	None	None	RIGID	Typical
113	M115A	N164A	N165A		RIGID	None	None	RIGID	Typical
114	M116A	N166A	N167A		RIGID	None	None	RIGID	Typical
115	M117A	N168A	N169A		RIGID	None	None	RIGID	Typical
116	M118B	N170A	N171A		RIGID	None	None	RIGID	Typical
117	M119B	N172A	N173A		RIGID	None	None	RIGID	Typical
118	M120A	N174A	N175A		RIGID	None	None	RIGID	Typical
119	MP3B	N177A	N176A	120	Mount Pipe	Column	Pipe	A53 Gr.B	Typical
120	MP4B	N179A	N178A	120	Mount Pipe	Column	Pipe	A53 Gr.B	Typical
121	MP2B	N181B	N180B	120	Mount Pipe	Column	Pipe	A53 Gr.B	Typical
122	MP1B	N183B	N182C	120	Mount Pipe	Column	Pipe	A53 Gr.B	Typical
123	M125	N184	N185		RIGID	None	None	RIGID	Typical
124	M126	N186	N187		RIGID	None	None	RIGID	Typical
125	M127B	N188A	N189		RIGID	None	None	RIGID	Typical
126	M128A	N190A	N191A		RIGID	None	None	RIGID	Typical
127	OVP2	N191	N198		Mount Pipe	Column	Pipe	A53 Gr.B	Typical
128	M131	N188	N190		RIGID	None	None	RIGID	Typical
129	OVP1	N199	N200		Mount Pipe	Column	Pipe	A53 Gr.B	Typical
130	M133	N201	N202		RIGID	None	None	RIGID	Typical

Member Advanced Data

	Label	I Release	J Release	Col-Wall Vert Release	Physical	Deflection Ratio Options	Seismic DR
1	LV				Yes	Default	None
2	M4				Yes	N/A	None
3	M10				Yes	Default	None
4	LM1				Yes	** NA **	None
5	LM2				Yes	** NA **	None
6	M21				Yes	** NA **	None
7	M22				Yes	** NA **	None
8	MP3A				Yes	** NA **	None
9	MP4A				Yes	** NA **	None
10	MP2A				Yes	** NA **	None
11	MP1A				Yes	** NA **	None
12	M43				Yes	Default	None
13	M46				Yes	Default	None
14	M35A				Yes	** NA **	None
15	M36A				Yes	** NA **	None
16	M51B	OOOOOX	OOOOOX		Yes	Default	None
17	M52B	OOOOOX	OOOOOX		Yes	Default	None
18	M52				Yes	** NA **	None
19	M58				Yes	** NA **	None
20	M59				Yes	** NA **	None
21	M76				Yes	** NA **	None
22	M77				Yes	** NA **	None
23	M79		BenPIN		Yes	** NA **	None
24	M80				Yes	N/A	None
25	M83		BenPIN		Yes	** NA **	None
26	M84				Yes	** NA **	None
27	M85				Yes	** NA **	None
28	M88		BenPIN		Yes	** NA **	None
29	M91				Yes	N/A	None
30	M92		BenPIN		Yes	** NA **	None
31	M50				Yes	** NA **	None
32	M51				Yes	** NA **	None
33	M51A				Yes	** NA **	None
34	M100				Yes	** NA **	None
35	M101				Yes	** NA **	None
36	M102				Yes	** NA **	None
37	M103				Yes	** NA **	None
38	M104				Yes	** NA **	None
39	M118		OOOOOX		Yes	** NA **	None
40	M119		OOOOOX		Yes	** NA **	None
41	M123				Yes	** NA **	None
42	M124	BenPIN	BenPIN		Yes	** NA **	None
43	M45				Yes	Default	None
44	M46A				Yes	N/A	None
45	M47				Yes	Default	None
46	M56				Yes	Default	None
47	M57				Yes	Default	None
48	M58A				Yes	** NA **	None
49	M59A				Yes	** NA **	None
50	M60	OOOOOX	OOOOOX		Yes	Default	None
51	M61	OOOOOX	OOOOOX		Yes	Default	None
52	M62				Yes	** NA **	None
53	M63				Yes	** NA **	None
54	M64				Yes	** NA **	None
55	M65				Yes	** NA **	None

Member Advanced Data (Continued)

	Label	I Release	J Release	Col-Wall Vert Release	Physical	Deflection Ratio Options	Seismic DR
56	M66				Yes	** NA **	None
57	M67		BenPIN		Yes	** NA **	None
58	M68				Yes	N/A	None
59	M69		BenPIN		Yes	** NA **	None
60	M70				Yes	** NA **	None
61	M71				Yes	** NA **	None
62	M72		BenPIN		Yes	** NA **	None
63	M73				Yes	N/A	None
64	M74		BenPIN		Yes	** NA **	None
65	M75				Yes	** NA **	None
66	M76A				Yes	** NA **	None
67	M77A				Yes	** NA **	None
68	M78				Yes	** NA **	None
69	M83A		OOOOOX		Yes	** NA **	None
70	M84A		OOOOOX		Yes	** NA **	None
71	M85A				Yes	** NA **	None
72	M86	BenPIN	BenPIN		Yes	** NA **	None
73	M89				Yes	Default	None
74	M90				Yes	N/A	None
75	M91A				Yes	Default	None
76	M100A				Yes	Default	None
77	M101A				Yes	Default	None
78	M102A				Yes	** NA **	None
79	M103A				Yes	** NA **	None
80	M104A	OOOOOX	OOOOOX		Yes	Default	None
81	M105	OOOOOX	OOOOOX		Yes	Default	None
82	M106				Yes	** NA **	None
83	M107				Yes	** NA **	None
84	M108				Yes	** NA **	None
85	M109				Yes	** NA **	None
86	M110				Yes	** NA **	None
87	M111		BenPIN		Yes	** NA **	None
88	M112				Yes	N/A	None
89	M113		BenPIN		Yes	** NA **	None
90	M114				Yes	** NA **	None
91	M115				Yes	** NA **	None
92	M116		BenPIN		Yes	** NA **	None
93	M117				Yes	N/A	None
94	M118A		BenPIN		Yes	** NA **	None
95	M119A				Yes	** NA **	None
96	M120				Yes	** NA **	None
97	M121				Yes	** NA **	None
98	M122				Yes	** NA **	None
99	M127A		OOOOOX		Yes	** NA **	None
100	M128		OOOOOX		Yes	** NA **	None
101	M129				Yes	** NA **	None
102	M130	BenPIN	BenPIN		Yes	** NA **	None
103	M105A				Yes	** NA **	None
104	M106A				Yes	** NA **	None
105	M107A				Yes	** NA **	None
106	M108A				Yes	** NA **	None
107	MP3C				Yes	** NA **	None
108	MP4C				Yes	** NA **	None
109	MP2C				Yes	** NA **	None
110	MP1C				Yes	** NA **	None

Member Advanced Data (Continued)

	Label	I Release	J Release	Col-Wall Vert Release	Physical	Deflection Ratio Options	Seismic DR
111	M113A				Yes	** NA **	None
112	M114A				Yes	** NA **	None
113	M115A				Yes	** NA **	None
114	M116A				Yes	** NA **	None
115	M117A				Yes	** NA **	None
116	M118B				Yes	** NA **	None
117	M119B				Yes	** NA **	None
118	M120A				Yes	** NA **	None
119	MP3B				Yes	** NA **	None
120	MP4B				Yes	** NA **	None
121	MP2B				Yes	** NA **	None
122	MP1B				Yes	** NA **	None
123	M125				Yes	** NA **	None
124	M126				Yes	** NA **	None
125	M127B				Yes	** NA **	None
126	M128A				Yes	** NA **	None
127	OVP2				Yes	** NA **	None
128	M131				Yes	** NA **	None
129	OVP1				Yes	** NA **	None
130	M133				Yes	** NA **	None

Member Point Loads (BLC 1 : Antenna D)

	Member Label	Direction	Magnitude [lb, k-ft]	Location [(ft, %)]
1	MP3A	Y	-28.65	3
2	MP3A	My	-0.014	3
3	MP3A	Mz	0	3
4	MP3A	Y	-28.65	5
5	MP3A	My	-0.014	5
6	MP3A	Mz	0	5
7	MP3B	Y	-28.65	3
8	MP3B	My	0.014	3
9	MP3B	Mz	0	3
10	MP3B	Y	-28.65	5
11	MP3B	My	0.014	5
12	MP3B	Mz	0	5
13	MP3C	Y	-28.65	3
14	MP3C	My	0.002	3
15	MP3C	Mz	0.014	3
16	MP3C	Y	-28.65	5
17	MP3C	My	0.002	5
18	MP3C	Mz	0.014	5
19	OVP1	Y	-32	1
20	OVP1	My	0	1
21	OVP1	Mz	0	1
22	MP4A	Y	-79.1	2
23	MP4A	My	-0.04	2
24	MP4A	Mz	0	2
25	MP4B	Y	-79.1	2
26	MP4B	My	-0.04	2
27	MP4B	Mz	0	2
28	MP4C	Y	-79.1	2
29	MP4C	My	-0.007	2
30	MP4C	Mz	-0.039	2
31	MP4A	Y	-20.8	5
32	MP4A	My	0.01	5

Member Point Loads (BLC 1 : Antenna D) (Continued)

	Member Label	Direction	Magnitude [lb, k-ft]	Location [(ft, %)]
33	MP4A	Mz	0	5
34	MP4B	Y	-20.8	5
35	MP4B	My	-0.01	5
36	MP4B	Mz	0	5
37	MP4C	Y	-20.8	5
38	MP4C	My	-0.002	5
39	MP4C	Mz	-0.01	5
40	MP1A	Y	-87.9	2
41	MP1A	My	0.044	2
42	MP1A	Mz	0	2
43	MP1B	Y	-87.9	2
44	MP1B	My	-0.044	2
45	MP1B	Mz	0	2
46	MP1C	Y	-87.9	2
47	MP1C	My	-0.008	2
48	MP1C	Mz	-0.043	2
49	OVP2	Y	-15.9	1
50	OVP2	My	0	1
51	OVP2	Mz	0	1
52	MP1A	Y	-29.45	1.5
53	MP1A	My	-0.015	1.5
54	MP1A	Mz	0	1.5
55	MP1A	Y	-29.45	6.5
56	MP1A	My	-0.015	6.5
57	MP1A	Mz	0	6.5
58	MP1B	Y	-29.45	1.5
59	MP1B	My	0.015	1.5
60	MP1B	Mz	0	1.5
61	MP1B	Y	-29.45	6.5
62	MP1B	My	0.015	6.5
63	MP1B	Mz	0	6.5
64	MP1C	Y	-29.45	1.5
65	MP1C	My	0.003	1.5
66	MP1C	Mz	0.015	1.5
67	MP1C	Y	-29.45	6.5
68	MP1C	My	0.003	6.5
69	MP1C	Mz	0.015	6.5
70	MP4A	Y	-29.45	1.5
71	MP4A	My	-0.015	1.5
72	MP4A	Mz	0	1.5
73	MP4A	Y	-29.45	6.5
74	MP4A	My	-0.015	6.5
75	MP4A	Mz	0	6.5
76	MP4B	Y	-29.45	1.5
77	MP4B	My	0.015	1.5
78	MP4B	Mz	0	1.5
79	MP4B	Y	-29.45	6.5
80	MP4B	My	0.015	6.5
81	MP4B	Mz	0	6.5
82	MP4C	Y	-29.45	1.5
83	MP4C	My	0.003	1.5
84	MP4C	Mz	0.015	1.5
85	MP4C	Y	-29.45	6.5
86	MP4C	My	0.003	6.5
87	MP4C	Mz	0.015	6.5



Company :
Designer :
Job Number :
Model Name :

9/12/2025
10:29:44 AM
Checked By : _____

Member Point Loads (BLC 1 : Antenna D) (Continued)

Member Label	Direction	Magnitude [lb, k-ft]	Location [(ft, %)]
--------------	-----------	----------------------	--------------------

Member Point Loads (BLC 2 : Antenna Di)

	Member Label	Direction	Magnitude [lb, k-ft]	Location [(ft, %)]
1	MP3A	Y	-29.445	3
2	MP3A	My	-0.015	3
3	MP3A	Mz	0	3
4	MP3A	Y	-29.445	5
5	MP3A	My	-0.015	5
6	MP3A	Mz	0	5
7	MP3B	Y	-29.445	3
8	MP3B	My	0.015	3
9	MP3B	Mz	0	3
10	MP3B	Y	-29.445	5
11	MP3B	My	0.015	5
12	MP3B	Mz	0	5
13	MP3C	Y	-29.445	3
14	MP3C	My	0.003	3
15	MP3C	Mz	0.014	3
16	MP3C	Y	-29.445	5
17	MP3C	My	0.003	5
18	MP3C	Mz	0.014	5
19	OVP1	Y	-86.951	1
20	OVP1	My	0	1
21	OVP1	Mz	0	1
22	MP4A	Y	-44.864	2
23	MP4A	My	-0.022	2
24	MP4A	Mz	0	2
25	MP4B	Y	-44.864	2
26	MP4B	My	-0.022	2
27	MP4B	Mz	0	2
28	MP4C	Y	-44.864	2
29	MP4C	My	-0.004	2
30	MP4C	Mz	-0.022	2
31	MP4A	Y	-15.97	5
32	MP4A	My	0.008	5
33	MP4A	Mz	0	5
34	MP4B	Y	-15.97	5
35	MP4B	My	-0.008	5
36	MP4B	Mz	0	5
37	MP4C	Y	-15.97	5
38	MP4C	My	-0.001	5
39	MP4C	Mz	-0.008	5
40	MP1A	Y	-55.127	2
41	MP1A	My	0.028	2
42	MP1A	Mz	0	2
43	MP1B	Y	-55.127	2
44	MP1B	My	-0.028	2
45	MP1B	Mz	0	2
46	MP1C	Y	-55.127	2
47	MP1C	My	-0.005	2
48	MP1C	Mz	-0.027	2
49	OVP2	Y	-31.608	1
50	OVP2	My	0	1
51	OVP2	Mz	0	1
52	MP1A	Y	-59.925	1.5
53	MP1A	My	-0.03	1.5
54	MP1A	Mz	0	1.5
55	MP1A	Y	-59.925	6.5

Member Point Loads (BLC 2 : Antenna Di) (Continued)

	Member Label	Direction	Magnitude [lb, k-ft]	Location [(ft, %)]
56	MP1A	My	-0.03	6.5
57	MP1A	Mz	0	6.5
58	MP1B	Y	-59.925	1.5
59	MP1B	My	0.03	1.5
60	MP1B	Mz	0	1.5
61	MP1B	Y	-59.925	6.5
62	MP1B	My	0.03	6.5
63	MP1B	Mz	0	6.5
64	MP1C	Y	-59.925	1.5
65	MP1C	My	0.005	1.5
66	MP1C	Mz	0.03	1.5
67	MP1C	Y	-59.925	6.5
68	MP1C	My	0.005	6.5
69	MP1C	Mz	0.03	6.5
70	MP4A	Y	-59.925	1.5
71	MP4A	My	-0.03	1.5
72	MP4A	Mz	0	1.5
73	MP4A	Y	-59.925	6.5
74	MP4A	My	-0.03	6.5
75	MP4A	Mz	0	6.5
76	MP4B	Y	-59.925	1.5
77	MP4B	My	0.03	1.5
78	MP4B	Mz	0	1.5
79	MP4B	Y	-59.925	6.5
80	MP4B	My	0.03	6.5
81	MP4B	Mz	0	6.5
82	MP4C	Y	-59.925	1.5
83	MP4C	My	0.005	1.5
84	MP4C	Mz	0.03	1.5
85	MP4C	Y	-59.925	6.5
86	MP4C	My	0.005	6.5
87	MP4C	Mz	0.03	6.5

Member Point Loads (BLC 3 : Antenna Wo (0 Deg))

	Member Label	Direction	Magnitude [lb, k-ft]	Location [(ft, %)]
1	MP3A	X	0	3
2	MP3A	Z	-70.215	3
3	MP3A	Mx	0	3
4	MP3A	X	0	5
5	MP3A	Z	-70.215	5
6	MP3A	Mx	0	5
7	MP3B	X	0	3
8	MP3B	Z	-70.215	3
9	MP3B	Mx	0	3
10	MP3B	X	0	5
11	MP3B	Z	-70.215	5
12	MP3B	Mx	0	5
13	MP3C	X	0	3
14	MP3C	Z	-26.038	3
15	MP3C	Mx	-0.013	3
16	MP3C	X	0	5
17	MP3C	Z	-26.038	5
18	MP3C	Mx	-0.013	5
19	OVP1	X	0	1
20	OVP1	Z	-132.431	1

Member Point Loads (BLC 3 : Antenna Wo (0 Deg)) (Continued)

	Member Label	Direction	Magnitude [lb, k-ft]	Location [(ft, %)]
21	OVP1	Mx	0	1
22	MP4A	X	0	2
23	MP4A	Z	-83.103	2
24	MP4A	Mx	0	2
25	MP4B	X	0	2
26	MP4B	Z	-83.103	2
27	MP4B	Mx	0	2
28	MP4C	X	0	2
29	MP4C	Z	-57.458	2
30	MP4C	Mx	0.028	2
31	MP4A	X	0	5
32	MP4A	Z	-16.443	5
33	MP4A	Mx	0	5
34	MP4B	X	0	5
35	MP4B	Z	-16.443	5
36	MP4B	Mx	0	5
37	MP4C	X	0	5
38	MP4C	Z	-22.563	5
39	MP4C	Mx	0.011	5
40	MP1A	X	0	2
41	MP1A	Z	-115.544	2
42	MP1A	Mx	0	2
43	MP1B	X	0	2
44	MP1B	Z	-115.544	2
45	MP1B	Mx	0	2
46	MP1C	X	0	2
47	MP1C	Z	-50.463	2
48	MP1C	Mx	0.025	2
49	OVP2	X	0	1
50	OVP2	Z	-65.343	1
51	OVP2	Mx	0	1
52	MP1A	X	0	1.5
53	MP1A	Z	-120.655	1.5
54	MP1A	Mx	0	1.5
55	MP1A	X	0	6.5
56	MP1A	Z	-120.655	6.5
57	MP1A	Mx	0	6.5
58	MP1B	X	0	1.5
59	MP1B	Z	-120.655	1.5
60	MP1B	Mx	0	1.5
61	MP1B	X	0	6.5
62	MP1B	Z	-120.655	6.5
63	MP1B	Mx	0	6.5
64	MP1C	X	0	1.5
65	MP1C	Z	-53.85	1.5
66	MP1C	Mx	-0.027	1.5
67	MP1C	X	0	6.5
68	MP1C	Z	-53.85	6.5
69	MP1C	Mx	-0.027	6.5
70	MP4A	X	0	1.5
71	MP4A	Z	-120.655	1.5
72	MP4A	Mx	0	1.5
73	MP4A	X	0	6.5
74	MP4A	Z	-120.655	6.5
75	MP4A	Mx	0	6.5

Member Point Loads (BLC 3 : Antenna Wo (0 Deg)) (Continued)

	Member Label	Direction	Magnitude [lb, k-ft]	Location [(ft, %)]
76	MP4B	X	0	1.5
77	MP4B	Z	-120.655	1.5
78	MP4B	Mx	0	1.5
79	MP4B	X	0	6.5
80	MP4B	Z	-120.655	6.5
81	MP4B	Mx	0	6.5
82	MP4C	X	0	1.5
83	MP4C	Z	-53.85	1.5
84	MP4C	Mx	-0.027	1.5
85	MP4C	X	0	6.5
86	MP4C	Z	-53.85	6.5
87	MP4C	Mx	-0.027	6.5

Member Point Loads (BLC 4 : Antenna Wo (30 Deg))

	Member Label	Direction	Magnitude [lb, k-ft]	Location [(ft, %)]
1	MP3A	X	29.414	3
2	MP3A	Z	-50.946	3
3	MP3A	Mx	-0.015	3
4	MP3A	X	29.414	5
5	MP3A	Z	-50.946	5
6	MP3A	Mx	-0.015	5
7	MP3B	X	29.414	3
8	MP3B	Z	-50.946	3
9	MP3B	Mx	0.015	3
10	MP3B	X	29.414	5
11	MP3B	Z	-50.946	5
12	MP3B	Mx	0.015	5
13	MP3C	X	21.742	3
14	MP3C	Z	-37.659	3
15	MP3C	Mx	-0.017	3
16	MP3C	X	21.742	5
17	MP3C	Z	-37.659	5
18	MP3C	Mx	-0.017	5
19	OVP1	X	70.438	1
20	OVP1	Z	-122.001	1
21	OVP1	Mx	0	1
22	MP4A	X	38.246	2
23	MP4A	Z	-66.244	2
24	MP4A	Mx	-0.019	2
25	MP4B	X	38.246	2
26	MP4B	Z	-66.244	2
27	MP4B	Mx	-0.019	2
28	MP4C	X	33.793	2
29	MP4C	Z	-58.531	2
30	MP4C	Mx	0.026	2
31	MP4A	X	9.01	5
32	MP4A	Z	-15.606	5
33	MP4A	Mx	0.005	5
34	MP4B	X	9.01	5
35	MP4B	Z	-15.606	5
36	MP4B	Mx	-0.005	5
37	MP4C	X	10.073	5
38	MP4C	Z	-17.447	5
39	MP4C	Mx	0.008	5
40	MP1A	X	49.384	2

Member Point Loads (BLC 4 : Antenna Wo (30 Deg)) (Continued)

	Member Label	Direction	Magnitude [lb, k-ft]	Location [(ft, %)]
41	MP1A	Z	-85.536	2
42	MP1A	Mx	0.025	2
43	MP1B	X	49.384	2
44	MP1B	Z	-85.536	2
45	MP1B	Mx	-0.025	2
46	MP1C	X	38.083	2
47	MP1C	Z	-65.961	2
48	MP1C	Mx	0.029	2
49	OVP2	X	36.441	1
50	OVP2	Z	-63.117	1
51	OVP2	Mx	0	1
52	MP1A	X	51.717	1.5
53	MP1A	Z	-89.577	1.5
54	MP1A	Mx	-0.026	1.5
55	MP1A	X	51.717	6.5
56	MP1A	Z	-89.577	6.5
57	MP1A	Mx	-0.026	6.5
58	MP1B	X	51.717	1.5
59	MP1B	Z	-89.577	1.5
60	MP1B	Mx	0.026	1.5
61	MP1B	X	51.717	6.5
62	MP1B	Z	-89.577	6.5
63	MP1B	Mx	0.026	6.5
64	MP1C	X	40.117	1.5
65	MP1C	Z	-69.484	1.5
66	MP1C	Mx	-0.031	1.5
67	MP1C	X	40.117	6.5
68	MP1C	Z	-69.484	6.5
69	MP1C	Mx	-0.031	6.5
70	MP4A	X	51.717	1.5
71	MP4A	Z	-89.577	1.5
72	MP4A	Mx	-0.026	1.5
73	MP4A	X	51.717	6.5
74	MP4A	Z	-89.577	6.5
75	MP4A	Mx	-0.026	6.5
76	MP4B	X	51.717	1.5
77	MP4B	Z	-89.577	1.5
78	MP4B	Mx	0.026	1.5
79	MP4B	X	51.717	6.5
80	MP4B	Z	-89.577	6.5
81	MP4B	Mx	0.026	6.5
82	MP4C	X	40.117	1.5
83	MP4C	Z	-69.484	1.5
84	MP4C	Mx	-0.031	1.5
85	MP4C	X	40.117	6.5
86	MP4C	Z	-69.484	6.5
87	MP4C	Mx	-0.031	6.5

Member Point Loads (BLC 5 : Antenna Wo (60 Deg))

	Member Label	Direction	Magnitude [lb, k-ft]	Location [(ft, %)]
1	MP3A	X	31.222	3
2	MP3A	Z	-18.026	3
3	MP3A	Mx	-0.016	3
4	MP3A	X	31.222	5
5	MP3A	Z	-18.026	5

Member Point Loads (BLC 5 : Antenna Wo (60 Deg)) (Continued)

	Member Label	Direction	Magnitude [lb, k-ft]	Location [(ft, %)]
6	MP3A	Mx	-0.016	5
7	MP3B	X	31.222	3
8	MP3B	Z	-18.026	3
9	MP3B	Mx	0.016	3
10	MP3B	X	31.222	5
11	MP3B	Z	-18.026	5
12	MP3B	Mx	0.016	5
13	MP3C	X	56.194	3
14	MP3C	Z	-32.443	3
15	MP3C	Mx	-0.011	3
16	MP3C	X	56.194	5
17	MP3C	Z	-32.443	5
18	MP3C	Mx	-0.011	5
19	OVP1	X	114.689	1
20	OVP1	Z	-66.216	1
21	OVP1	Mx	0	1
22	MP4A	X	54.795	2
23	MP4A	Z	-31.636	2
24	MP4A	Mx	-0.027	2
25	MP4B	X	54.795	2
26	MP4B	Z	-31.636	2
27	MP4B	Mx	-0.027	2
28	MP4C	X	69.291	2
29	MP4C	Z	-40.005	2
30	MP4C	Mx	0.014	2
31	MP4A	X	18.339	5
32	MP4A	Z	-10.588	5
33	MP4A	Mx	0.009	5
34	MP4B	X	18.339	5
35	MP4B	Z	-10.588	5
36	MP4B	Mx	-0.009	5
37	MP4C	X	14.879	5
38	MP4C	Z	-8.591	5
39	MP4C	Mx	0.003	5
40	MP1A	X	56.479	2
41	MP1A	Z	-32.608	2
42	MP1A	Mx	0.028	2
43	MP1B	X	56.479	2
44	MP1B	Z	-32.608	2
45	MP1B	Mx	-0.028	2
46	MP1C	X	93.266	2
47	MP1C	Z	-53.847	2
48	MP1C	Mx	0.018	2
49	OVP2	X	56.589	1
50	OVP2	Z	-32.671	1
51	OVP2	Mx	0	1
52	MP1A	X	59.75	1.5
53	MP1A	Z	-34.497	1.5
54	MP1A	Mx	-0.03	1.5
55	MP1A	X	59.75	6.5
56	MP1A	Z	-34.497	6.5
57	MP1A	Mx	-0.03	6.5
58	MP1B	X	59.75	1.5
59	MP1B	Z	-34.497	1.5
60	MP1B	Mx	0.03	1.5

Member Point Loads (BLC 5 : Antenna Wo (60 Deg)) (Continued)

	Member Label	Direction	Magnitude [lb, k-ft]	Location [(ft, %)]
61	MP1B	X	59.75	6.5
62	MP1B	Z	-34.497	6.5
63	MP1B	Mx	0.03	6.5
64	MP1C	X	97.512	1.5
65	MP1C	Z	-56.299	1.5
66	MP1C	Mx	-0.019	1.5
67	MP1C	X	97.512	6.5
68	MP1C	Z	-56.299	6.5
69	MP1C	Mx	-0.019	6.5
70	MP4A	X	59.75	1.5
71	MP4A	Z	-34.497	1.5
72	MP4A	Mx	-0.03	1.5
73	MP4A	X	59.75	6.5
74	MP4A	Z	-34.497	6.5
75	MP4A	Mx	-0.03	6.5
76	MP4B	X	59.75	1.5
77	MP4B	Z	-34.497	1.5
78	MP4B	Mx	0.03	1.5
79	MP4B	X	59.75	6.5
80	MP4B	Z	-34.497	6.5
81	MP4B	Mx	0.03	6.5
82	MP4C	X	97.512	1.5
83	MP4C	Z	-56.299	1.5
84	MP4C	Mx	-0.019	1.5
85	MP4C	X	97.512	6.5
86	MP4C	Z	-56.299	6.5
87	MP4C	Mx	-0.019	6.5

Member Point Loads (BLC 6 : Antenna Wo (90 Deg))

	Member Label	Direction	Magnitude [lb, k-ft]	Location [(ft, %)]
1	MP3A	X	24.664	3
2	MP3A	Z	0	3
3	MP3A	Mx	-0.012	3
4	MP3A	X	24.664	5
5	MP3A	Z	0	5
6	MP3A	Mx	-0.012	5
7	MP3B	X	24.664	3
8	MP3B	Z	0	3
9	MP3B	Mx	0.012	3
10	MP3B	X	24.664	5
11	MP3B	Z	0	5
12	MP3B	Mx	0.012	5
13	MP3C	X	68.842	3
14	MP3C	Z	0	3
15	MP3C	Mx	0.006	3
16	MP3C	X	68.842	5
17	MP3C	Z	0	5
18	MP3C	Mx	0.006	5
19	OVP1	X	115.544	1
20	OVP1	Z	0	1
21	OVP1	Mx	0	1
22	MP4A	X	56.661	2
23	MP4A	Z	0	2
24	MP4A	Mx	-0.028	2
25	MP4B	X	56.661	2

Member Point Loads (BLC 6 : Antenna Wo (90 Deg)) (Continued)

	Member Label	Direction	Magnitude [lb, k-ft]	Location [(ft, %)]
26	MP4B	Z	0	2
27	MP4B	Mx	-0.028	2
28	MP4C	X	82.306	2
29	MP4C	Z	0	2
30	MP4C	Mx	-0.007	2
31	MP4A	X	22.753	5
32	MP4A	Z	0	5
33	MP4A	Mx	0.011	5
34	MP4B	X	22.753	5
35	MP4B	Z	0	5
36	MP4B	Mx	-0.011	5
37	MP4C	X	16.633	5
38	MP4C	Z	0	5
39	MP4C	Mx	-0.001	5
40	MP1A	X	48.44	2
41	MP1A	Z	0	2
42	MP1A	Mx	0.024	2
43	MP1B	X	48.44	2
44	MP1B	Z	0	2
45	MP1B	Mx	-0.024	2
46	MP1C	X	113.521	2
47	MP1C	Z	0	2
48	MP1C	Mx	-0.01	2
49	OVP2	X	50.265	1
50	OVP2	Z	0	1
51	OVP2	Mx	0	1
52	MP1A	X	51.773	1.5
53	MP1A	Z	0	1.5
54	MP1A	Mx	-0.026	1.5
55	MP1A	X	51.773	6.5
56	MP1A	Z	0	6.5
57	MP1A	Mx	-0.026	6.5
58	MP1B	X	51.773	1.5
59	MP1B	Z	0	1.5
60	MP1B	Mx	0.026	1.5
61	MP1B	X	51.773	6.5
62	MP1B	Z	0	6.5
63	MP1B	Mx	0.026	6.5
64	MP1C	X	118.578	1.5
65	MP1C	Z	0	1.5
66	MP1C	Mx	0.01	1.5
67	MP1C	X	118.578	6.5
68	MP1C	Z	0	6.5
69	MP1C	Mx	0.01	6.5
70	MP4A	X	51.773	1.5
71	MP4A	Z	0	1.5
72	MP4A	Mx	-0.026	1.5
73	MP4A	X	51.773	6.5
74	MP4A	Z	0	6.5
75	MP4A	Mx	-0.026	6.5
76	MP4B	X	51.773	1.5
77	MP4B	Z	0	1.5
78	MP4B	Mx	0.026	1.5
79	MP4B	X	51.773	6.5
80	MP4B	Z	0	6.5

Member Point Loads (BLC 6 : Antenna Wo (90 Deg)) (Continued)

	Member Label	Direction	Magnitude [lb, k-ft]	Location [(ft, %)]
81	MP4B	Mx	0.026	6.5
82	MP4C	X	118.578	1.5
83	MP4C	Z	0	1.5
84	MP4C	Mx	0.01	1.5
85	MP4C	X	118.578	6.5
86	MP4C	Z	0	6.5
87	MP4C	Mx	0.01	6.5

Member Point Loads (BLC 7 : Antenna Wo (120 Deg))

	Member Label	Direction	Magnitude [lb, k-ft]	Location [(ft, %)]
1	MP3A	X	31.222	3
2	MP3A	Z	18.026	3
3	MP3A	Mx	-0.016	3
4	MP3A	X	31.222	5
5	MP3A	Z	18.026	5
6	MP3A	Mx	-0.016	5
7	MP3B	X	31.222	3
8	MP3B	Z	18.026	3
9	MP3B	Mx	0.016	3
10	MP3B	X	31.222	5
11	MP3B	Z	18.026	5
12	MP3B	Mx	0.016	5
13	MP3C	X	44.509	3
14	MP3C	Z	25.697	3
15	MP3C	Mx	0.017	3
16	MP3C	X	44.509	5
17	MP3C	Z	25.697	5
18	MP3C	Mx	0.017	5
19	OVP1	X	92.752	1
20	OVP1	Z	53.55	1
21	OVP1	Mx	0	1
22	MP4A	X	54.795	2
23	MP4A	Z	31.636	2
24	MP4A	Mx	-0.027	2
25	MP4B	X	54.795	2
26	MP4B	Z	31.636	2
27	MP4B	Mx	-0.027	2
28	MP4C	X	62.508	2
29	MP4C	Z	36.089	2
30	MP4C	Mx	-0.023	2
31	MP4A	X	18.339	5
32	MP4A	Z	10.588	5
33	MP4A	Mx	0.009	5
34	MP4B	X	18.339	5
35	MP4B	Z	10.588	5
36	MP4B	Mx	-0.009	5
37	MP4C	X	16.498	5
38	MP4C	Z	9.525	5
39	MP4C	Mx	-0.006	5
40	MP1A	X	56.479	2
41	MP1A	Z	32.608	2
42	MP1A	Mx	0.028	2
43	MP1B	X	56.479	2
44	MP1B	Z	32.608	2
45	MP1B	Mx	-0.028	2

Member Point Loads (BLC 7 : Antenna Wo (120 Deg)) (Continued)

	Member Label	Direction	Magnitude [lb, k-ft]	Location [(ft, %)]
46	MP1C	X	76.053	2
47	MP1C	Z	43.909	2
48	MP1C	Mx	-0.028	2
49	OVP2	X	37.002	1
50	OVP2	Z	21.363	1
51	OVP2	Mx	0	1
52	MP1A	X	59.75	1.5
53	MP1A	Z	34.497	1.5
54	MP1A	Mx	-0.03	1.5
55	MP1A	X	59.75	6.5
56	MP1A	Z	34.497	6.5
57	MP1A	Mx	-0.03	6.5
58	MP1B	X	59.75	1.5
59	MP1B	Z	34.497	1.5
60	MP1B	Mx	0.03	1.5
61	MP1B	X	59.75	6.5
62	MP1B	Z	34.497	6.5
63	MP1B	Mx	0.03	6.5
64	MP1C	X	79.843	1.5
65	MP1C	Z	46.097	1.5
66	MP1C	Mx	0.03	1.5
67	MP1C	X	79.843	6.5
68	MP1C	Z	46.097	6.5
69	MP1C	Mx	0.03	6.5
70	MP4A	X	59.75	1.5
71	MP4A	Z	34.497	1.5
72	MP4A	Mx	-0.03	1.5
73	MP4A	X	59.75	6.5
74	MP4A	Z	34.497	6.5
75	MP4A	Mx	-0.03	6.5
76	MP4B	X	59.75	1.5
77	MP4B	Z	34.497	1.5
78	MP4B	Mx	0.03	1.5
79	MP4B	X	59.75	6.5
80	MP4B	Z	34.497	6.5
81	MP4B	Mx	0.03	6.5
82	MP4C	X	79.843	1.5
83	MP4C	Z	46.097	1.5
84	MP4C	Mx	0.03	1.5
85	MP4C	X	79.843	6.5
86	MP4C	Z	46.097	6.5
87	MP4C	Mx	0.03	6.5

Member Point Loads (BLC 8 : Antenna Wo (150 Deg))

	Member Label	Direction	Magnitude [lb, k-ft]	Location [(ft, %)]
1	MP3A	X	29.414	3
2	MP3A	Z	50.946	3
3	MP3A	Mx	-0.015	3
4	MP3A	X	29.414	5
5	MP3A	Z	50.946	5
6	MP3A	Mx	-0.015	5
7	MP3B	X	29.414	3
8	MP3B	Z	50.946	3
9	MP3B	Mx	0.015	3
10	MP3B	X	29.414	5

Member Point Loads (BLC 8 : Antenna Wo (150 Deg)) (Continued)

	Member Label	Direction	Magnitude [lb, k-ft]	Location [(ft, %)]
11	MP3B	Z	50.946	5
12	MP3B	Mx	0.015	5
13	MP3C	X	14.996	3
14	MP3C	Z	25.974	3
15	MP3C	Mx	0.014	3
16	MP3C	X	14.996	5
17	MP3C	Z	25.974	5
18	MP3C	Mx	0.014	5
19	OVP1	X	57.772	1
20	OVP1	Z	100.064	1
21	OVP1	Mx	0	1
22	MP4A	X	38.246	2
23	MP4A	Z	66.244	2
24	MP4A	Mx	-0.019	2
25	MP4B	X	38.246	2
26	MP4B	Z	66.244	2
27	MP4B	Mx	-0.019	2
28	MP4C	X	29.877	2
29	MP4C	Z	51.749	2
30	MP4C	Mx	-0.028	2
31	MP4A	X	9.01	5
32	MP4A	Z	15.606	5
33	MP4A	Mx	0.005	5
34	MP4B	X	9.01	5
35	MP4B	Z	15.606	5
36	MP4B	Mx	-0.005	5
37	MP4C	X	11.008	5
38	MP4C	Z	19.066	5
39	MP4C	Mx	-0.01	5
40	MP1A	X	49.384	2
41	MP1A	Z	85.536	2
42	MP1A	Mx	0.025	2
43	MP1B	X	49.384	2
44	MP1B	Z	85.536	2
45	MP1B	Mx	-0.025	2
46	MP1C	X	28.145	2
47	MP1C	Z	48.748	2
48	MP1C	Mx	-0.026	2
49	OVP2	X	25.133	1
50	OVP2	Z	43.531	1
51	OVP2	Mx	0	1
52	MP1A	X	51.717	1.5
53	MP1A	Z	89.577	1.5
54	MP1A	Mx	-0.026	1.5
55	MP1A	X	51.717	6.5
56	MP1A	Z	89.577	6.5
57	MP1A	Mx	-0.026	6.5
58	MP1B	X	51.717	1.5
59	MP1B	Z	89.577	1.5
60	MP1B	Mx	0.026	1.5
61	MP1B	X	51.717	6.5
62	MP1B	Z	89.577	6.5
63	MP1B	Mx	0.026	6.5
64	MP1C	X	29.915	1.5
65	MP1C	Z	51.815	1.5

Member Point Loads (BLC 8 : Antenna Wo (150 Deg)) (Continued)

	Member Label	Direction	Magnitude [lb, k-ft]	Location [(ft, %)]
66	MP1C	Mx	0.028	1.5
67	MP1C	X	29.915	6.5
68	MP1C	Z	51.815	6.5
69	MP1C	Mx	0.028	6.5
70	MP4A	X	51.717	1.5
71	MP4A	Z	89.577	1.5
72	MP4A	Mx	-0.026	1.5
73	MP4A	X	51.717	6.5
74	MP4A	Z	89.577	6.5
75	MP4A	Mx	-0.026	6.5
76	MP4B	X	51.717	1.5
77	MP4B	Z	89.577	1.5
78	MP4B	Mx	0.026	1.5
79	MP4B	X	51.717	6.5
80	MP4B	Z	89.577	6.5
81	MP4B	Mx	0.026	6.5
82	MP4C	X	29.915	1.5
83	MP4C	Z	51.815	1.5
84	MP4C	Mx	0.028	1.5
85	MP4C	X	29.915	6.5
86	MP4C	Z	51.815	6.5
87	MP4C	Mx	0.028	6.5

Member Point Loads (BLC 9 : Antenna Wo (180 Deg))

	Member Label	Direction	Magnitude [lb, k-ft]	Location [(ft, %)]
1	MP3A	X	0	3
2	MP3A	Z	70.215	3
3	MP3A	Mx	0	3
4	MP3A	X	0	5
5	MP3A	Z	70.215	5
6	MP3A	Mx	0	5
7	MP3B	X	0	3
8	MP3B	Z	70.215	3
9	MP3B	Mx	0	3
10	MP3B	X	0	5
11	MP3B	Z	70.215	5
12	MP3B	Mx	0	5
13	MP3C	X	0	3
14	MP3C	Z	26.038	3
15	MP3C	Mx	0.013	3
16	MP3C	X	0	5
17	MP3C	Z	26.038	5
18	MP3C	Mx	0.013	5
19	OVP1	X	0	1
20	OVP1	Z	132.431	1
21	OVP1	Mx	0	1
22	MP4A	X	0	2
23	MP4A	Z	83.103	2
24	MP4A	Mx	0	2
25	MP4B	X	0	2
26	MP4B	Z	83.103	2
27	MP4B	Mx	0	2
28	MP4C	X	0	2
29	MP4C	Z	57.458	2
30	MP4C	Mx	-0.028	2

Member Point Loads (BLC 9 : Antenna Wo (180 Deg)) (Continued)

	Member Label	Direction	Magnitude [lb, k-ft]	Location [(ft, %)]
31	MP4A	X	0	5
32	MP4A	Z	16.443	5
33	MP4A	Mx	0	5
34	MP4B	X	0	5
35	MP4B	Z	16.443	5
36	MP4B	Mx	0	5
37	MP4C	X	0	5
38	MP4C	Z	22.563	5
39	MP4C	Mx	-0.011	5
40	MP1A	X	0	2
41	MP1A	Z	115.544	2
42	MP1A	Mx	0	2
43	MP1B	X	0	2
44	MP1B	Z	115.544	2
45	MP1B	Mx	0	2
46	MP1C	X	0	2
47	MP1C	Z	50.463	2
48	MP1C	Mx	-0.025	2
49	OVP2	X	0	1
50	OVP2	Z	65.343	1
51	OVP2	Mx	0	1
52	MP1A	X	0	1.5
53	MP1A	Z	120.655	1.5
54	MP1A	Mx	0	1.5
55	MP1A	X	0	6.5
56	MP1A	Z	120.655	6.5
57	MP1A	Mx	0	6.5
58	MP1B	X	0	1.5
59	MP1B	Z	120.655	1.5
60	MP1B	Mx	0	1.5
61	MP1B	X	0	6.5
62	MP1B	Z	120.655	6.5
63	MP1B	Mx	0	6.5
64	MP1C	X	0	1.5
65	MP1C	Z	53.85	1.5
66	MP1C	Mx	0.027	1.5
67	MP1C	X	0	6.5
68	MP1C	Z	53.85	6.5
69	MP1C	Mx	0.027	6.5
70	MP4A	X	0	1.5
71	MP4A	Z	120.655	1.5
72	MP4A	Mx	0	1.5
73	MP4A	X	0	6.5
74	MP4A	Z	120.655	6.5
75	MP4A	Mx	0	6.5
76	MP4B	X	0	1.5
77	MP4B	Z	120.655	1.5
78	MP4B	Mx	0	1.5
79	MP4B	X	0	6.5
80	MP4B	Z	120.655	6.5
81	MP4B	Mx	0	6.5
82	MP4C	X	0	1.5
83	MP4C	Z	53.85	1.5
84	MP4C	Mx	0.027	1.5
85	MP4C	X	0	6.5

Member Point Loads (BLC 9 : Antenna Wo (180 Deg)) (Continued)

	Member Label	Direction	Magnitude [lb, k-ft]	Location [(ft, %)]
86	MP4C	Z	53.85	6.5
87	MP4C	Mx	0.027	6.5

Member Point Loads (BLC 10 : Antenna Wo (210 Deg))

	Member Label	Direction	Magnitude [lb, k-ft]	Location [(ft, %)]
1	MP3A	X	-29.414	3
2	MP3A	Z	50.946	3
3	MP3A	Mx	0.015	3
4	MP3A	X	-29.414	5
5	MP3A	Z	50.946	5
6	MP3A	Mx	0.015	5
7	MP3B	X	-29.414	3
8	MP3B	Z	50.946	3
9	MP3B	Mx	-0.015	3
10	MP3B	X	-29.414	5
11	MP3B	Z	50.946	5
12	MP3B	Mx	-0.015	5
13	MP3C	X	-21.742	3
14	MP3C	Z	37.659	3
15	MP3C	Mx	0.017	3
16	MP3C	X	-21.742	5
17	MP3C	Z	37.659	5
18	MP3C	Mx	0.017	5
19	OVP1	X	-70.438	1
20	OVP1	Z	122.001	1
21	OVP1	Mx	0	1
22	MP4A	X	-38.246	2
23	MP4A	Z	66.244	2
24	MP4A	Mx	0.019	2
25	MP4B	X	-38.246	2
26	MP4B	Z	66.244	2
27	MP4B	Mx	0.019	2
28	MP4C	X	-33.793	2
29	MP4C	Z	58.531	2
30	MP4C	Mx	-0.026	2
31	MP4A	X	-9.01	5
32	MP4A	Z	15.606	5
33	MP4A	Mx	-0.005	5
34	MP4B	X	-9.01	5
35	MP4B	Z	15.606	5
36	MP4B	Mx	0.005	5
37	MP4C	X	-10.073	5
38	MP4C	Z	17.447	5
39	MP4C	Mx	-0.008	5
40	MP1A	X	-49.384	2
41	MP1A	Z	85.536	2
42	MP1A	Mx	-0.025	2
43	MP1B	X	-49.384	2
44	MP1B	Z	85.536	2
45	MP1B	Mx	0.025	2
46	MP1C	X	-38.083	2
47	MP1C	Z	65.961	2
48	MP1C	Mx	-0.029	2
49	OVP2	X	-36.441	1
50	OVP2	Z	63.117	1

Member Point Loads (BLC 10 : Antenna Wo (210 Deg)) (Continued)

	Member Label	Direction	Magnitude [lb, k-ft]	Location [(ft, %)]
51	OVP2	Mx	0	1
52	MP1A	X	-51.717	1.5
53	MP1A	Z	89.577	1.5
54	MP1A	Mx	0.026	1.5
55	MP1A	X	-51.717	6.5
56	MP1A	Z	89.577	6.5
57	MP1A	Mx	0.026	6.5
58	MP1B	X	-51.717	1.5
59	MP1B	Z	89.577	1.5
60	MP1B	Mx	-0.026	1.5
61	MP1B	X	-51.717	6.5
62	MP1B	Z	89.577	6.5
63	MP1B	Mx	-0.026	6.5
64	MP1C	X	-40.117	1.5
65	MP1C	Z	69.484	1.5
66	MP1C	Mx	0.031	1.5
67	MP1C	X	-40.117	6.5
68	MP1C	Z	69.484	6.5
69	MP1C	Mx	0.031	6.5
70	MP4A	X	-51.717	1.5
71	MP4A	Z	89.577	1.5
72	MP4A	Mx	0.026	1.5
73	MP4A	X	-51.717	6.5
74	MP4A	Z	89.577	6.5
75	MP4A	Mx	0.026	6.5
76	MP4B	X	-51.717	1.5
77	MP4B	Z	89.577	1.5
78	MP4B	Mx	-0.026	1.5
79	MP4B	X	-51.717	6.5
80	MP4B	Z	89.577	6.5
81	MP4B	Mx	-0.026	6.5
82	MP4C	X	-40.117	1.5
83	MP4C	Z	69.484	1.5
84	MP4C	Mx	0.031	1.5
85	MP4C	X	-40.117	6.5
86	MP4C	Z	69.484	6.5
87	MP4C	Mx	0.031	6.5

Member Point Loads (BLC 11 : Antenna Wo (240 Deg))

	Member Label	Direction	Magnitude [lb, k-ft]	Location [(ft, %)]
1	MP3A	X	-31.222	3
2	MP3A	Z	18.026	3
3	MP3A	Mx	0.016	3
4	MP3A	X	-31.222	5
5	MP3A	Z	18.026	5
6	MP3A	Mx	0.016	5
7	MP3B	X	-31.222	3
8	MP3B	Z	18.026	3
9	MP3B	Mx	-0.016	3
10	MP3B	X	-31.222	5
11	MP3B	Z	18.026	5
12	MP3B	Mx	-0.016	5
13	MP3C	X	-56.194	3
14	MP3C	Z	32.443	3
15	MP3C	Mx	0.011	3

Member Point Loads (BLC 11 : Antenna Wo (240 Deg)) (Continued)

	Member Label	Direction	Magnitude [lb, k-ft]	Location [(ft, %)]
16	MP3C	X	-56.194	5
17	MP3C	Z	32.443	5
18	MP3C	Mx	0.011	5
19	OVP1	X	-114.689	1
20	OVP1	Z	66.216	1
21	OVP1	Mx	0	1
22	MP4A	X	-54.795	2
23	MP4A	Z	31.636	2
24	MP4A	Mx	0.027	2
25	MP4B	X	-54.795	2
26	MP4B	Z	31.636	2
27	MP4B	Mx	0.027	2
28	MP4C	X	-69.291	2
29	MP4C	Z	40.005	2
30	MP4C	Mx	-0.014	2
31	MP4A	X	-18.339	5
32	MP4A	Z	10.588	5
33	MP4A	Mx	-0.009	5
34	MP4B	X	-18.339	5
35	MP4B	Z	10.588	5
36	MP4B	Mx	0.009	5
37	MP4C	X	-14.879	5
38	MP4C	Z	8.591	5
39	MP4C	Mx	-0.003	5
40	MP1A	X	-56.479	2
41	MP1A	Z	32.608	2
42	MP1A	Mx	-0.028	2
43	MP1B	X	-56.479	2
44	MP1B	Z	32.608	2
45	MP1B	Mx	0.028	2
46	MP1C	X	-93.266	2
47	MP1C	Z	53.847	2
48	MP1C	Mx	-0.018	2
49	OVP2	X	-56.589	1
50	OVP2	Z	32.671	1
51	OVP2	Mx	0	1
52	MP1A	X	-59.75	1.5
53	MP1A	Z	34.497	1.5
54	MP1A	Mx	0.03	1.5
55	MP1A	X	-59.75	6.5
56	MP1A	Z	34.497	6.5
57	MP1A	Mx	0.03	6.5
58	MP1B	X	-59.75	1.5
59	MP1B	Z	34.497	1.5
60	MP1B	Mx	-0.03	1.5
61	MP1B	X	-59.75	6.5
62	MP1B	Z	34.497	6.5
63	MP1B	Mx	-0.03	6.5
64	MP1C	X	-97.512	1.5
65	MP1C	Z	56.299	1.5
66	MP1C	Mx	0.019	1.5
67	MP1C	X	-97.512	6.5
68	MP1C	Z	56.299	6.5
69	MP1C	Mx	0.019	6.5
70	MP4A	X	-59.75	1.5

Member Point Loads (BLC 11 : Antenna Wo (240 Deg)) (Continued)

	Member Label	Direction	Magnitude [lb, k-ft]	Location [(ft, %)]
71	MP4A	Z	34.497	1.5
72	MP4A	Mx	0.03	1.5
73	MP4A	X	-59.75	6.5
74	MP4A	Z	34.497	6.5
75	MP4A	Mx	0.03	6.5
76	MP4B	X	-59.75	1.5
77	MP4B	Z	34.497	1.5
78	MP4B	Mx	-0.03	1.5
79	MP4B	X	-59.75	6.5
80	MP4B	Z	34.497	6.5
81	MP4B	Mx	-0.03	6.5
82	MP4C	X	-97.512	1.5
83	MP4C	Z	56.299	1.5
84	MP4C	Mx	0.019	1.5
85	MP4C	X	-97.512	6.5
86	MP4C	Z	56.299	6.5
87	MP4C	Mx	0.019	6.5

Member Point Loads (BLC 12 : Antenna Wo (270 Deg))

	Member Label	Direction	Magnitude [lb, k-ft]	Location [(ft, %)]
1	MP3A	X	-24.664	3
2	MP3A	Z	0	3
3	MP3A	Mx	0.012	3
4	MP3A	X	-24.664	5
5	MP3A	Z	0	5
6	MP3A	Mx	0.012	5
7	MP3B	X	-24.664	3
8	MP3B	Z	0	3
9	MP3B	Mx	-0.012	3
10	MP3B	X	-24.664	5
11	MP3B	Z	0	5
12	MP3B	Mx	-0.012	5
13	MP3C	X	-68.842	3
14	MP3C	Z	0	3
15	MP3C	Mx	-0.006	3
16	MP3C	X	-68.842	5
17	MP3C	Z	0	5
18	MP3C	Mx	-0.006	5
19	OVP1	X	-115.544	1
20	OVP1	Z	0	1
21	OVP1	Mx	0	1
22	MP4A	X	-56.661	2
23	MP4A	Z	0	2
24	MP4A	Mx	0.028	2
25	MP4B	X	-56.661	2
26	MP4B	Z	0	2
27	MP4B	Mx	0.028	2
28	MP4C	X	-82.306	2
29	MP4C	Z	0	2
30	MP4C	Mx	0.007	2
31	MP4A	X	-22.753	5
32	MP4A	Z	0	5
33	MP4A	Mx	-0.011	5
34	MP4B	X	-22.753	5
35	MP4B	Z	0	5

Member Point Loads (BLC 12 : Antenna Wo (270 Deg)) (Continued)

	Member Label	Direction	Magnitude [lb, k-ft]	Location [(ft, %)]
36	MP4B	Mx	0.011	5
37	MP4C	X	-16.633	5
38	MP4C	Z	0	5
39	MP4C	Mx	0.001	5
40	MP1A	X	-48.44	2
41	MP1A	Z	0	2
42	MP1A	Mx	-0.024	2
43	MP1B	X	-48.44	2
44	MP1B	Z	0	2
45	MP1B	Mx	0.024	2
46	MP1C	X	-113.521	2
47	MP1C	Z	0	2
48	MP1C	Mx	0.01	2
49	OVP2	X	-50.265	1
50	OVP2	Z	0	1
51	OVP2	Mx	0	1
52	MP1A	X	-51.773	1.5
53	MP1A	Z	0	1.5
54	MP1A	Mx	0.026	1.5
55	MP1A	X	-51.773	6.5
56	MP1A	Z	0	6.5
57	MP1A	Mx	0.026	6.5
58	MP1B	X	-51.773	1.5
59	MP1B	Z	0	1.5
60	MP1B	Mx	-0.026	1.5
61	MP1B	X	-51.773	6.5
62	MP1B	Z	0	6.5
63	MP1B	Mx	-0.026	6.5
64	MP1C	X	-118.578	1.5
65	MP1C	Z	0	1.5
66	MP1C	Mx	-0.01	1.5
67	MP1C	X	-118.578	6.5
68	MP1C	Z	0	6.5
69	MP1C	Mx	-0.01	6.5
70	MP4A	X	-51.773	1.5
71	MP4A	Z	0	1.5
72	MP4A	Mx	0.026	1.5
73	MP4A	X	-51.773	6.5
74	MP4A	Z	0	6.5
75	MP4A	Mx	0.026	6.5
76	MP4B	X	-51.773	1.5
77	MP4B	Z	0	1.5
78	MP4B	Mx	-0.026	1.5
79	MP4B	X	-51.773	6.5
80	MP4B	Z	0	6.5
81	MP4B	Mx	-0.026	6.5
82	MP4C	X	-118.578	1.5
83	MP4C	Z	0	1.5
84	MP4C	Mx	-0.01	1.5
85	MP4C	X	-118.578	6.5
86	MP4C	Z	0	6.5
87	MP4C	Mx	-0.01	6.5

Member Point Loads (BLC 13 : Antenna Wo (300 Deg))

	Member Label	Direction	Magnitude [lb, k-ft]	Location [(ft, %)]
1	MP3A	X	-31.222	3
2	MP3A	Z	-18.026	3
3	MP3A	Mx	0.016	3
4	MP3A	X	-31.222	5
5	MP3A	Z	-18.026	5
6	MP3A	Mx	0.016	5
7	MP3B	X	-31.222	3
8	MP3B	Z	-18.026	3
9	MP3B	Mx	-0.016	3
10	MP3B	X	-31.222	5
11	MP3B	Z	-18.026	5
12	MP3B	Mx	-0.016	5
13	MP3C	X	-44.509	3
14	MP3C	Z	-25.697	3
15	MP3C	Mx	-0.017	3
16	MP3C	X	-44.509	5
17	MP3C	Z	-25.697	5
18	MP3C	Mx	-0.017	5
19	OVP1	X	-92.752	1
20	OVP1	Z	-53.55	1
21	OVP1	Mx	0	1
22	MP4A	X	-54.795	2
23	MP4A	Z	-31.636	2
24	MP4A	Mx	0.027	2
25	MP4B	X	-54.795	2
26	MP4B	Z	-31.636	2
27	MP4B	Mx	0.027	2
28	MP4C	X	-62.508	2
29	MP4C	Z	-36.089	2
30	MP4C	Mx	0.023	2
31	MP4A	X	-18.339	5
32	MP4A	Z	-10.588	5
33	MP4A	Mx	-0.009	5
34	MP4B	X	-18.339	5
35	MP4B	Z	-10.588	5
36	MP4B	Mx	0.009	5
37	MP4C	X	-16.498	5
38	MP4C	Z	-9.525	5
39	MP4C	Mx	0.006	5
40	MP1A	X	-56.479	2
41	MP1A	Z	-32.608	2
42	MP1A	Mx	-0.028	2
43	MP1B	X	-56.479	2
44	MP1B	Z	-32.608	2
45	MP1B	Mx	0.028	2
46	MP1C	X	-76.053	2
47	MP1C	Z	-43.909	2
48	MP1C	Mx	0.028	2
49	OVP2	X	-37.002	1
50	OVP2	Z	-21.363	1
51	OVP2	Mx	0	1
52	MP1A	X	-59.75	1.5
53	MP1A	Z	-34.497	1.5
54	MP1A	Mx	0.03	1.5
55	MP1A	X	-59.75	6.5

Member Point Loads (BLC 13 : Antenna Wo (300 Deg)) (Continued)

	Member Label	Direction	Magnitude [lb, k-ft]	Location [(ft, %)]
56	MP1A	Z	-34.497	6.5
57	MP1A	Mx	0.03	6.5
58	MP1B	X	-59.75	1.5
59	MP1B	Z	-34.497	1.5
60	MP1B	Mx	-0.03	1.5
61	MP1B	X	-59.75	6.5
62	MP1B	Z	-34.497	6.5
63	MP1B	Mx	-0.03	6.5
64	MP1C	X	-79.843	1.5
65	MP1C	Z	-46.097	1.5
66	MP1C	Mx	-0.03	1.5
67	MP1C	X	-79.843	6.5
68	MP1C	Z	-46.097	6.5
69	MP1C	Mx	-0.03	6.5
70	MP4A	X	-59.75	1.5
71	MP4A	Z	-34.497	1.5
72	MP4A	Mx	0.03	1.5
73	MP4A	X	-59.75	6.5
74	MP4A	Z	-34.497	6.5
75	MP4A	Mx	0.03	6.5
76	MP4B	X	-59.75	1.5
77	MP4B	Z	-34.497	1.5
78	MP4B	Mx	-0.03	1.5
79	MP4B	X	-59.75	6.5
80	MP4B	Z	-34.497	6.5
81	MP4B	Mx	-0.03	6.5
82	MP4C	X	-79.843	1.5
83	MP4C	Z	-46.097	1.5
84	MP4C	Mx	-0.03	1.5
85	MP4C	X	-79.843	6.5
86	MP4C	Z	-46.097	6.5
87	MP4C	Mx	-0.03	6.5

Member Point Loads (BLC 14 : Antenna Wo (330 Deg))

	Member Label	Direction	Magnitude [lb, k-ft]	Location [(ft, %)]
1	MP3A	X	-29.414	3
2	MP3A	Z	-50.946	3
3	MP3A	Mx	0.015	3
4	MP3A	X	-29.414	5
5	MP3A	Z	-50.946	5
6	MP3A	Mx	0.015	5
7	MP3B	X	-29.414	3
8	MP3B	Z	-50.946	3
9	MP3B	Mx	-0.015	3
10	MP3B	X	-29.414	5
11	MP3B	Z	-50.946	5
12	MP3B	Mx	-0.015	5
13	MP3C	X	-14.996	3
14	MP3C	Z	-25.974	3
15	MP3C	Mx	-0.014	3
16	MP3C	X	-14.996	5
17	MP3C	Z	-25.974	5
18	MP3C	Mx	-0.014	5
19	OVP1	X	-57.772	1
20	OVP1	Z	-100.064	1

Member Point Loads (BLC 14 : Antenna Wo (330 Deg)) (Continued)

	Member Label	Direction	Magnitude [lb, k-ft]	Location [(ft, %)]
21	OVP1	Mx	0	1
22	MP4A	X	-38.246	2
23	MP4A	Z	-66.244	2
24	MP4A	Mx	0.019	2
25	MP4B	X	-38.246	2
26	MP4B	Z	-66.244	2
27	MP4B	Mx	0.019	2
28	MP4C	X	-29.877	2
29	MP4C	Z	-51.749	2
30	MP4C	Mx	0.028	2
31	MP4A	X	-9.01	5
32	MP4A	Z	-15.606	5
33	MP4A	Mx	-0.005	5
34	MP4B	X	-9.01	5
35	MP4B	Z	-15.606	5
36	MP4B	Mx	0.005	5
37	MP4C	X	-11.008	5
38	MP4C	Z	-19.066	5
39	MP4C	Mx	0.01	5
40	MP1A	X	-49.384	2
41	MP1A	Z	-85.536	2
42	MP1A	Mx	-0.025	2
43	MP1B	X	-49.384	2
44	MP1B	Z	-85.536	2
45	MP1B	Mx	0.025	2
46	MP1C	X	-28.145	2
47	MP1C	Z	-48.748	2
48	MP1C	Mx	0.026	2
49	OVP2	X	-25.133	1
50	OVP2	Z	-43.531	1
51	OVP2	Mx	0	1
52	MP1A	X	-51.717	1.5
53	MP1A	Z	-89.577	1.5
54	MP1A	Mx	0.026	1.5
55	MP1A	X	-51.717	6.5
56	MP1A	Z	-89.577	6.5
57	MP1A	Mx	0.026	6.5
58	MP1B	X	-51.717	1.5
59	MP1B	Z	-89.577	1.5
60	MP1B	Mx	-0.026	1.5
61	MP1B	X	-51.717	6.5
62	MP1B	Z	-89.577	6.5
63	MP1B	Mx	-0.026	6.5
64	MP1C	X	-29.915	1.5
65	MP1C	Z	-51.815	1.5
66	MP1C	Mx	-0.028	1.5
67	MP1C	X	-29.915	6.5
68	MP1C	Z	-51.815	6.5
69	MP1C	Mx	-0.028	6.5
70	MP4A	X	-51.717	1.5
71	MP4A	Z	-89.577	1.5
72	MP4A	Mx	0.026	1.5
73	MP4A	X	-51.717	6.5
74	MP4A	Z	-89.577	6.5
75	MP4A	Mx	0.026	6.5

Member Point Loads (BLC 14 : Antenna Wo (330 Deg)) (Continued)

	Member Label	Direction	Magnitude [lb, k-ft]	Location [(ft, %)]
76	MP4B	X	-51.717	1.5
77	MP4B	Z	-89.577	1.5
78	MP4B	Mx	-0.026	1.5
79	MP4B	X	-51.717	6.5
80	MP4B	Z	-89.577	6.5
81	MP4B	Mx	-0.026	6.5
82	MP4C	X	-29.915	1.5
83	MP4C	Z	-51.815	1.5
84	MP4C	Mx	-0.028	1.5
85	MP4C	X	-29.915	6.5
86	MP4C	Z	-51.815	6.5
87	MP4C	Mx	-0.028	6.5

Member Point Loads (BLC 15 : Antenna Wi (0 Deg))

	Member Label	Direction	Magnitude [lb, k-ft]	Location [(ft, %)]
1	MP3A	X	0	3
2	MP3A	Z	-15.384	3
3	MP3A	Mx	0	3
4	MP3A	X	0	5
5	MP3A	Z	-15.384	5
6	MP3A	Mx	0	5
7	MP3B	X	0	3
8	MP3B	Z	-15.384	3
9	MP3B	Mx	0	3
10	MP3B	X	0	5
11	MP3B	Z	-15.384	5
12	MP3B	Mx	0	5
13	MP3C	X	0	3
14	MP3C	Z	-6.758	3
15	MP3C	Mx	-0.003	3
16	MP3C	X	0	5
17	MP3C	Z	-6.758	5
18	MP3C	Mx	-0.003	5
19	OVP1	X	0	1
20	OVP1	Z	-30.874	1
21	OVP1	Mx	0	1
22	MP4A	X	0	2
23	MP4A	Z	-15.882	2
24	MP4A	Mx	0	2
25	MP4B	X	0	2
26	MP4B	Z	-15.882	2
27	MP4B	Mx	0	2
28	MP4C	X	0	2
29	MP4C	Z	-11.377	2
30	MP4C	Mx	0.006	2
31	MP4A	X	0	5
32	MP4A	Z	-3.847	5
33	MP4A	Mx	0	5
34	MP4B	X	0	5
35	MP4B	Z	-3.847	5
36	MP4B	Mx	0	5
37	MP4C	X	0	5
38	MP4C	Z	-5.047	5
39	MP4C	Mx	0.002	5
40	MP1A	X	0	2

Member Point Loads (BLC 15 : Antenna Wi (0 Deg)) (Continued)

	Member Label	Direction	Magnitude [lb, k-ft]	Location [(ft, %)]
41	MP1A	Z	-25.615	2
42	MP1A	Mx	0	2
43	MP1B	X	0	2
44	MP1B	Z	-25.615	2
45	MP1B	Mx	0	2
46	MP1C	X	0	2
47	MP1C	Z	-12.205	2
48	MP1C	Mx	0.006	2
49	OVP2	X	0	1
50	OVP2	Z	-12.934	1
51	OVP2	Mx	0	1
52	MP1A	X	0	1.5
53	MP1A	Z	-31.656	1.5
54	MP1A	Mx	0	1.5
55	MP1A	X	0	6.5
56	MP1A	Z	-31.656	6.5
57	MP1A	Mx	0	6.5
58	MP1B	X	0	1.5
59	MP1B	Z	-31.656	1.5
60	MP1B	Mx	0	1.5
61	MP1B	X	0	6.5
62	MP1B	Z	-31.656	6.5
63	MP1B	Mx	0	6.5
64	MP1C	X	0	1.5
65	MP1C	Z	-22.117	1.5
66	MP1C	Mx	-0.011	1.5
67	MP1C	X	0	6.5
68	MP1C	Z	-22.117	6.5
69	MP1C	Mx	-0.011	6.5
70	MP4A	X	0	1.5
71	MP4A	Z	-31.656	1.5
72	MP4A	Mx	0	1.5
73	MP4A	X	0	6.5
74	MP4A	Z	-31.656	6.5
75	MP4A	Mx	0	6.5
76	MP4B	X	0	1.5
77	MP4B	Z	-31.656	1.5
78	MP4B	Mx	0	1.5
79	MP4B	X	0	6.5
80	MP4B	Z	-31.656	6.5
81	MP4B	Mx	0	6.5
82	MP4C	X	0	1.5
83	MP4C	Z	-22.117	1.5
84	MP4C	Mx	-0.011	1.5
85	MP4C	X	0	6.5
86	MP4C	Z	-22.117	6.5
87	MP4C	Mx	-0.011	6.5

Member Point Loads (BLC 16 : Antenna Wi (30 Deg))

	Member Label	Direction	Magnitude [lb, k-ft]	Location [(ft, %)]
1	MP3A	X	6.58	3
2	MP3A	Z	-11.397	3
3	MP3A	Mx	-0.003	3
4	MP3A	X	6.58	5
5	MP3A	Z	-11.397	5

Member Point Loads (BLC 16 : Antenna Wi (30 Deg)) (Continued)

	Member Label	Direction	Magnitude [lb, k-ft]	Location [(ft, %)]
6	MP3A	Mx	-0.003	5
7	MP3B	X	6.58	3
8	MP3B	Z	-11.397	3
9	MP3B	Mx	0.003	3
10	MP3B	X	6.58	5
11	MP3B	Z	-11.397	5
12	MP3B	Mx	0.003	5
13	MP3C	X	5.082	3
14	MP3C	Z	-8.803	3
15	MP3C	Mx	-0.004	3
16	MP3C	X	5.082	5
17	MP3C	Z	-8.803	5
18	MP3C	Mx	-0.004	5
19	OVP1	X	16.327	1
20	OVP1	Z	-28.28	1
21	OVP1	Mx	0	1
22	MP4A	X	7.36	2
23	MP4A	Z	-12.748	2
24	MP4A	Mx	-0.004	2
25	MP4B	X	7.36	2
26	MP4B	Z	-12.748	2
27	MP4B	Mx	-0.004	2
28	MP4C	X	6.578	2
29	MP4C	Z	-11.393	2
30	MP4C	Mx	0.005	2
31	MP4A	X	2.078	5
32	MP4A	Z	-3.6	5
33	MP4A	Mx	0.001	5
34	MP4B	X	2.078	5
35	MP4B	Z	-3.6	5
36	MP4B	Mx	-0.001	5
37	MP4C	X	2.287	5
38	MP4C	Z	-3.961	5
39	MP4C	Mx	0.002	5
40	MP1A	X	11.079	2
41	MP1A	Z	-19.19	2
42	MP1A	Mx	0.006	2
43	MP1B	X	11.079	2
44	MP1B	Z	-19.19	2
45	MP1B	Mx	-0.006	2
46	MP1C	X	8.75	2
47	MP1C	Z	-15.156	2
48	MP1C	Mx	0.007	2
49	OVP2	X	7.141	1
50	OVP2	Z	-12.369	1
51	OVP2	Mx	0	1
52	MP1A	X	14.599	1.5
53	MP1A	Z	-25.286	1.5
54	MP1A	Mx	-0.007	1.5
55	MP1A	X	14.599	6.5
56	MP1A	Z	-25.286	6.5
57	MP1A	Mx	-0.007	6.5
58	MP1B	X	14.599	1.5
59	MP1B	Z	-25.286	1.5
60	MP1B	Mx	0.007	1.5

Member Point Loads (BLC 16 : Antenna Wi (30 Deg)) (Continued)

	Member Label	Direction	Magnitude [lb, k-ft]	Location [(ft, %)]
61	MP1B	X	14.599	6.5
62	MP1B	Z	-25.286	6.5
63	MP1B	Mx	0.007	6.5
64	MP1C	X	12.942	1.5
65	MP1C	Z	-22.417	1.5
66	MP1C	Mx	-0.01	1.5
67	MP1C	X	12.942	6.5
68	MP1C	Z	-22.417	6.5
69	MP1C	Mx	-0.01	6.5
70	MP4A	X	14.599	1.5
71	MP4A	Z	-25.286	1.5
72	MP4A	Mx	-0.007	1.5
73	MP4A	X	14.599	6.5
74	MP4A	Z	-25.286	6.5
75	MP4A	Mx	-0.007	6.5
76	MP4B	X	14.599	1.5
77	MP4B	Z	-25.286	1.5
78	MP4B	Mx	0.007	1.5
79	MP4B	X	14.599	6.5
80	MP4B	Z	-25.286	6.5
81	MP4B	Mx	0.007	6.5
82	MP4C	X	12.942	1.5
83	MP4C	Z	-22.417	1.5
84	MP4C	Mx	-0.01	1.5
85	MP4C	X	12.942	6.5
86	MP4C	Z	-22.417	6.5
87	MP4C	Mx	-0.01	6.5

Member Point Loads (BLC 17 : Antenna Wi (60 Deg))

	Member Label	Direction	Magnitude [lb, k-ft]	Location [(ft, %)]
1	MP3A	X	7.546	3
2	MP3A	Z	-4.357	3
3	MP3A	Mx	-0.004	3
4	MP3A	X	7.546	5
5	MP3A	Z	-4.357	5
6	MP3A	Mx	-0.004	5
7	MP3B	X	7.546	3
8	MP3B	Z	-4.357	3
9	MP3B	Mx	0.004	3
10	MP3B	X	7.546	5
11	MP3B	Z	-4.357	5
12	MP3B	Mx	0.004	5
13	MP3C	X	12.422	3
14	MP3C	Z	-7.172	3
15	MP3C	Mx	-0.002	3
16	MP3C	X	12.422	5
17	MP3C	Z	-7.172	5
18	MP3C	Mx	-0.002	5
19	OVP1	X	26.737	1
20	OVP1	Z	-15.437	1
21	OVP1	Mx	0	1
22	MP4A	X	10.737	2
23	MP4A	Z	-6.199	2
24	MP4A	Mx	-0.005	2
25	MP4B	X	10.737	2

Member Point Loads (BLC 17 : Antenna Wi (60 Deg)) (Continued)

	Member Label	Direction	Magnitude [lb, k-ft]	Location [(ft, %)]
26	MP4B	Z	-6.199	2
27	MP4B	Mx	-0.005	2
28	MP4C	X	13.283	2
29	MP4C	Z	-7.669	2
30	MP4C	Mx	0.003	2
31	MP4A	X	4.136	5
32	MP4A	Z	-2.388	5
33	MP4A	Mx	0.002	5
34	MP4B	X	4.136	5
35	MP4B	Z	-2.388	5
36	MP4B	Mx	-0.002	5
37	MP4C	X	3.457	5
38	MP4C	Z	-1.996	5
39	MP4C	Mx	0.000683	5
40	MP1A	X	13.202	2
41	MP1A	Z	-7.622	2
42	MP1A	Mx	0.007	2
43	MP1B	X	13.202	2
44	MP1B	Z	-7.622	2
45	MP1B	Mx	-0.007	2
46	MP1C	X	20.783	2
47	MP1C	Z	-11.999	2
48	MP1C	Mx	0.004	2
49	OVP2	X	11.201	1
50	OVP2	Z	-6.467	1
51	OVP2	Mx	0	1
52	MP1A	X	21.027	1.5
53	MP1A	Z	-12.14	1.5
54	MP1A	Mx	-0.011	1.5
55	MP1A	X	21.027	6.5
56	MP1A	Z	-12.14	6.5
57	MP1A	Mx	-0.011	6.5
58	MP1B	X	21.027	1.5
59	MP1B	Z	-12.14	1.5
60	MP1B	Mx	0.011	1.5
61	MP1B	X	21.027	6.5
62	MP1B	Z	-12.14	6.5
63	MP1B	Mx	0.011	6.5
64	MP1C	X	26.419	1.5
65	MP1C	Z	-15.253	1.5
66	MP1C	Mx	-0.005	1.5
67	MP1C	X	26.419	6.5
68	MP1C	Z	-15.253	6.5
69	MP1C	Mx	-0.005	6.5
70	MP4A	X	21.027	1.5
71	MP4A	Z	-12.14	1.5
72	MP4A	Mx	-0.011	1.5
73	MP4A	X	21.027	6.5
74	MP4A	Z	-12.14	6.5
75	MP4A	Mx	-0.011	6.5
76	MP4B	X	21.027	1.5
77	MP4B	Z	-12.14	1.5
78	MP4B	Mx	0.011	1.5
79	MP4B	X	21.027	6.5
80	MP4B	Z	-12.14	6.5

Member Point Loads (BLC 17 : Antenna Wi (60 Deg)) (Continued)

	Member Label	Direction	Magnitude [lb, k-ft]	Location [(ft, %)]
81	MP4B	Mx	0.011	6.5
82	MP4C	X	26.419	1.5
83	MP4C	Z	-15.253	1.5
84	MP4C	Mx	-0.005	1.5
85	MP4C	X	26.419	6.5
86	MP4C	Z	-15.253	6.5
87	MP4C	Mx	-0.005	6.5

Member Point Loads (BLC 18 : Antenna Wi (90 Deg))

	Member Label	Direction	Magnitude [lb, k-ft]	Location [(ft, %)]
1	MP3A	X	6.49	3
2	MP3A	Z	0	3
3	MP3A	Mx	-0.003	3
4	MP3A	X	6.49	5
5	MP3A	Z	0	5
6	MP3A	Mx	-0.003	5
7	MP3B	X	6.49	3
8	MP3B	Z	0	3
9	MP3B	Mx	0.003	3
10	MP3B	X	6.49	5
11	MP3B	Z	0	5
12	MP3B	Mx	0.003	5
13	MP3C	X	15.115	3
14	MP3C	Z	0	3
15	MP3C	Mx	0.001	3
16	MP3C	X	15.115	5
17	MP3C	Z	0	5
18	MP3C	Mx	0.001	5
19	OVP1	X	27.311	1
20	OVP1	Z	0	1
21	OVP1	Mx	0	1
22	MP4A	X	11.236	2
23	MP4A	Z	0	2
24	MP4A	Mx	-0.006	2
25	MP4B	X	11.236	2
26	MP4B	Z	0	2
27	MP4B	Mx	-0.006	2
28	MP4C	X	15.742	2
29	MP4C	Z	0	2
30	MP4C	Mx	-0.001	2
31	MP4A	X	5.085	5
32	MP4A	Z	0	5
33	MP4A	Mx	0.003	5
34	MP4B	X	5.085	5
35	MP4B	Z	0	5
36	MP4B	Mx	-0.003	5
37	MP4C	X	3.885	5
38	MP4C	Z	0	5
39	MP4C	Mx	-0.000337	5
40	MP1A	X	11.788	2
41	MP1A	Z	0	2
42	MP1A	Mx	0.006	2
43	MP1B	X	11.788	2
44	MP1B	Z	0	2
45	MP1B	Mx	-0.006	2

Member Point Loads (BLC 18 : Antenna Wi (90 Deg)) (Continued)

	Member Label	Direction	Magnitude [lb, k-ft]	Location [(ft, %)]
46	MP1C	X	25.198	2
47	MP1C	Z	0	2
48	MP1C	Mx	-0.002	2
49	OVP2	X	10.236	1
50	OVP2	Z	0	1
51	OVP2	Mx	0	1
52	MP1A	X	21.821	1.5
53	MP1A	Z	0	1.5
54	MP1A	Mx	-0.011	1.5
55	MP1A	X	21.821	6.5
56	MP1A	Z	0	6.5
57	MP1A	Mx	-0.011	6.5
58	MP1B	X	21.821	1.5
59	MP1B	Z	0	1.5
60	MP1B	Mx	0.011	1.5
61	MP1B	X	21.821	6.5
62	MP1B	Z	0	6.5
63	MP1B	Mx	0.011	6.5
64	MP1C	X	31.36	1.5
65	MP1C	Z	0	1.5
66	MP1C	Mx	0.003	1.5
67	MP1C	X	31.36	6.5
68	MP1C	Z	0	6.5
69	MP1C	Mx	0.003	6.5
70	MP4A	X	21.821	1.5
71	MP4A	Z	0	1.5
72	MP4A	Mx	-0.011	1.5
73	MP4A	X	21.821	6.5
74	MP4A	Z	0	6.5
75	MP4A	Mx	-0.011	6.5
76	MP4B	X	21.821	1.5
77	MP4B	Z	0	1.5
78	MP4B	Mx	0.011	1.5
79	MP4B	X	21.821	6.5
80	MP4B	Z	0	6.5
81	MP4B	Mx	0.011	6.5
82	MP4C	X	31.36	1.5
83	MP4C	Z	0	1.5
84	MP4C	Mx	0.003	1.5
85	MP4C	X	31.36	6.5
86	MP4C	Z	0	6.5
87	MP4C	Mx	0.003	6.5

Member Point Loads (BLC 19 : Antenna Wi (120 Deg))

	Member Label	Direction	Magnitude [lb, k-ft]	Location [(ft, %)]
1	MP3A	X	7.546	3
2	MP3A	Z	4.357	3
3	MP3A	Mx	-0.004	3
4	MP3A	X	7.546	5
5	MP3A	Z	4.357	5
6	MP3A	Mx	-0.004	5
7	MP3B	X	7.546	3
8	MP3B	Z	4.357	3
9	MP3B	Mx	0.004	3
10	MP3B	X	7.546	5

Member Point Loads (BLC 19 : Antenna Wi (120 Deg)) (Continued)

	Member Label	Direction	Magnitude [lb, k-ft]	Location [(ft, %)]
11	MP3B	Z	4.357	5
12	MP3B	Mx	0.004	5
13	MP3C	X	10.14	3
14	MP3C	Z	5.854	3
15	MP3C	Mx	0.004	3
16	MP3C	X	10.14	5
17	MP3C	Z	5.854	5
18	MP3C	Mx	0.004	5
19	OVP1	X	22.11	1
20	OVP1	Z	12.765	1
21	OVP1	Mx	0	1
22	MP4A	X	10.737	2
23	MP4A	Z	6.199	2
24	MP4A	Mx	-0.005	2
25	MP4B	X	10.737	2
26	MP4B	Z	6.199	2
27	MP4B	Mx	-0.005	2
28	MP4C	X	12.092	2
29	MP4C	Z	6.981	2
30	MP4C	Mx	-0.004	2
31	MP4A	X	4.136	5
32	MP4A	Z	2.388	5
33	MP4A	Mx	0.002	5
34	MP4B	X	4.136	5
35	MP4B	Z	2.388	5
36	MP4B	Mx	-0.002	5
37	MP4C	X	3.775	5
38	MP4C	Z	2.179	5
39	MP4C	Mx	-0.001	5
40	MP1A	X	13.202	2
41	MP1A	Z	7.622	2
42	MP1A	Mx	0.007	2
43	MP1B	X	13.202	2
44	MP1B	Z	7.622	2
45	MP1B	Mx	-0.007	2
46	MP1C	X	17.236	2
47	MP1C	Z	9.951	2
48	MP1C	Mx	-0.006	2
49	OVP2	X	7.696	1
50	OVP2	Z	4.443	1
51	OVP2	Mx	0	1
52	MP1A	X	21.027	1.5
53	MP1A	Z	12.14	1.5
54	MP1A	Mx	-0.011	1.5
55	MP1A	X	21.027	6.5
56	MP1A	Z	12.14	6.5
57	MP1A	Mx	-0.011	6.5
58	MP1B	X	21.027	1.5
59	MP1B	Z	12.14	1.5
60	MP1B	Mx	0.011	1.5
61	MP1B	X	21.027	6.5
62	MP1B	Z	12.14	6.5
63	MP1B	Mx	0.011	6.5
64	MP1C	X	23.896	1.5
65	MP1C	Z	13.796	1.5

Member Point Loads (BLC 19 : Antenna Wi (120 Deg)) (Continued)

	Member Label	Direction	Magnitude [lb, k-ft]	Location [(ft, %)]
66	MP1C	Mx	0.009	1.5
67	MP1C	X	23.896	6.5
68	MP1C	Z	13.796	6.5
69	MP1C	Mx	0.009	6.5
70	MP4A	X	21.027	1.5
71	MP4A	Z	12.14	1.5
72	MP4A	Mx	-0.011	1.5
73	MP4A	X	21.027	6.5
74	MP4A	Z	12.14	6.5
75	MP4A	Mx	-0.011	6.5
76	MP4B	X	21.027	1.5
77	MP4B	Z	12.14	1.5
78	MP4B	Mx	0.011	1.5
79	MP4B	X	21.027	6.5
80	MP4B	Z	12.14	6.5
81	MP4B	Mx	0.011	6.5
82	MP4C	X	23.896	1.5
83	MP4C	Z	13.796	1.5
84	MP4C	Mx	0.009	1.5
85	MP4C	X	23.896	6.5
86	MP4C	Z	13.796	6.5
87	MP4C	Mx	0.009	6.5

Member Point Loads (BLC 20 : Antenna Wi (150 Deg))

	Member Label	Direction	Magnitude [lb, k-ft]	Location [(ft, %)]
1	MP3A	X	6.58	3
2	MP3A	Z	11.397	3
3	MP3A	Mx	-0.003	3
4	MP3A	X	6.58	5
5	MP3A	Z	11.397	5
6	MP3A	Mx	-0.003	5
7	MP3B	X	6.58	3
8	MP3B	Z	11.397	3
9	MP3B	Mx	0.003	3
10	MP3B	X	6.58	5
11	MP3B	Z	11.397	5
12	MP3B	Mx	0.003	5
13	MP3C	X	3.765	3
14	MP3C	Z	6.521	3
15	MP3C	Mx	0.004	3
16	MP3C	X	3.765	5
17	MP3C	Z	6.521	5
18	MP3C	Mx	0.004	5
19	OVP1	X	13.656	1
20	OVP1	Z	23.652	1
21	OVP1	Mx	0	1
22	MP4A	X	7.36	2
23	MP4A	Z	12.748	2
24	MP4A	Mx	-0.004	2
25	MP4B	X	7.36	2
26	MP4B	Z	12.748	2
27	MP4B	Mx	-0.004	2
28	MP4C	X	5.89	2
29	MP4C	Z	10.202	2
30	MP4C	Mx	-0.006	2

Member Point Loads (BLC 20 : Antenna Wi (150 Deg)) (Continued)

	Member Label	Direction	Magnitude [lb, k-ft]	Location [(ft, %)]
31	MP4A	X	2.078	5
32	MP4A	Z	3.6	5
33	MP4A	Mx	0.001	5
34	MP4B	X	2.078	5
35	MP4B	Z	3.6	5
36	MP4B	Mx	-0.001	5
37	MP4C	X	2.47	5
38	MP4C	Z	4.278	5
39	MP4C	Mx	-0.002	5
40	MP1A	X	11.079	2
41	MP1A	Z	19.19	2
42	MP1A	Mx	0.006	2
43	MP1B	X	11.079	2
44	MP1B	Z	19.19	2
45	MP1B	Mx	-0.006	2
46	MP1C	X	6.703	2
47	MP1C	Z	11.609	2
48	MP1C	Mx	-0.006	2
49	OVP2	X	5.118	1
50	OVP2	Z	8.864	1
51	OVP2	Mx	0	1
52	MP1A	X	14.599	1.5
53	MP1A	Z	25.286	1.5
54	MP1A	Mx	-0.007	1.5
55	MP1A	X	14.599	6.5
56	MP1A	Z	25.286	6.5
57	MP1A	Mx	-0.007	6.5
58	MP1B	X	14.599	1.5
59	MP1B	Z	25.286	1.5
60	MP1B	Mx	0.007	1.5
61	MP1B	X	14.599	6.5
62	MP1B	Z	25.286	6.5
63	MP1B	Mx	0.007	6.5
64	MP1C	X	11.486	1.5
65	MP1C	Z	19.894	1.5
66	MP1C	Mx	0.011	1.5
67	MP1C	X	11.486	6.5
68	MP1C	Z	19.894	6.5
69	MP1C	Mx	0.011	6.5
70	MP4A	X	14.599	1.5
71	MP4A	Z	25.286	1.5
72	MP4A	Mx	-0.007	1.5
73	MP4A	X	14.599	6.5
74	MP4A	Z	25.286	6.5
75	MP4A	Mx	-0.007	6.5
76	MP4B	X	14.599	1.5
77	MP4B	Z	25.286	1.5
78	MP4B	Mx	0.007	1.5
79	MP4B	X	14.599	6.5
80	MP4B	Z	25.286	6.5
81	MP4B	Mx	0.007	6.5
82	MP4C	X	11.486	1.5
83	MP4C	Z	19.894	1.5
84	MP4C	Mx	0.011	1.5
85	MP4C	X	11.486	6.5

Member Point Loads (BLC 20 : Antenna Wi (150 Deg)) (Continued)

	Member Label	Direction	Magnitude [lb, k-ft]	Location [(ft, %)]
86	MP4C	Z	19.894	6.5
87	MP4C	Mx	0.011	6.5

Member Point Loads (BLC 21 : Antenna Wi (180 Deg))

	Member Label	Direction	Magnitude [lb, k-ft]	Location [(ft, %)]
1	MP3A	X	0	3
2	MP3A	Z	15.384	3
3	MP3A	Mx	0	3
4	MP3A	X	0	5
5	MP3A	Z	15.384	5
6	MP3A	Mx	0	5
7	MP3B	X	0	3
8	MP3B	Z	15.384	3
9	MP3B	Mx	0	3
10	MP3B	X	0	5
11	MP3B	Z	15.384	5
12	MP3B	Mx	0	5
13	MP3C	X	0	3
14	MP3C	Z	6.758	3
15	MP3C	Mx	0.003	3
16	MP3C	X	0	5
17	MP3C	Z	6.758	5
18	MP3C	Mx	0.003	5
19	OVP1	X	0	1
20	OVP1	Z	30.874	1
21	OVP1	Mx	0	1
22	MP4A	X	0	2
23	MP4A	Z	15.882	2
24	MP4A	Mx	0	2
25	MP4B	X	0	2
26	MP4B	Z	15.882	2
27	MP4B	Mx	0	2
28	MP4C	X	0	2
29	MP4C	Z	11.377	2
30	MP4C	Mx	-0.006	2
31	MP4A	X	0	5
32	MP4A	Z	3.847	5
33	MP4A	Mx	0	5
34	MP4B	X	0	5
35	MP4B	Z	3.847	5
36	MP4B	Mx	0	5
37	MP4C	X	0	5
38	MP4C	Z	5.047	5
39	MP4C	Mx	-0.002	5
40	MP1A	X	0	2
41	MP1A	Z	25.615	2
42	MP1A	Mx	0	2
43	MP1B	X	0	2
44	MP1B	Z	25.615	2
45	MP1B	Mx	0	2
46	MP1C	X	0	2
47	MP1C	Z	12.205	2
48	MP1C	Mx	-0.006	2
49	OVP2	X	0	1
50	OVP2	Z	12.934	1

Member Point Loads (BLC 21 : Antenna Wi (180 Deg)) (Continued)

	Member Label	Direction	Magnitude [lb, k-ft]	Location [(ft, %)]
51	OVP2	Mx	0	1
52	MP1A	X	0	1.5
53	MP1A	Z	31.656	1.5
54	MP1A	Mx	0	1.5
55	MP1A	X	0	6.5
56	MP1A	Z	31.656	6.5
57	MP1A	Mx	0	6.5
58	MP1B	X	0	1.5
59	MP1B	Z	31.656	1.5
60	MP1B	Mx	0	1.5
61	MP1B	X	0	6.5
62	MP1B	Z	31.656	6.5
63	MP1B	Mx	0	6.5
64	MP1C	X	0	1.5
65	MP1C	Z	22.117	1.5
66	MP1C	Mx	0.011	1.5
67	MP1C	X	0	6.5
68	MP1C	Z	22.117	6.5
69	MP1C	Mx	0.011	6.5
70	MP4A	X	0	1.5
71	MP4A	Z	31.656	1.5
72	MP4A	Mx	0	1.5
73	MP4A	X	0	6.5
74	MP4A	Z	31.656	6.5
75	MP4A	Mx	0	6.5
76	MP4B	X	0	1.5
77	MP4B	Z	31.656	1.5
78	MP4B	Mx	0	1.5
79	MP4B	X	0	6.5
80	MP4B	Z	31.656	6.5
81	MP4B	Mx	0	6.5
82	MP4C	X	0	1.5
83	MP4C	Z	22.117	1.5
84	MP4C	Mx	0.011	1.5
85	MP4C	X	0	6.5
86	MP4C	Z	22.117	6.5
87	MP4C	Mx	0.011	6.5

Member Point Loads (BLC 22 : Antenna Wi (210 Deg))

	Member Label	Direction	Magnitude [lb, k-ft]	Location [(ft, %)]
1	MP3A	X	-6.58	3
2	MP3A	Z	11.397	3
3	MP3A	Mx	0.003	3
4	MP3A	X	-6.58	5
5	MP3A	Z	11.397	5
6	MP3A	Mx	0.003	5
7	MP3B	X	-6.58	3
8	MP3B	Z	11.397	3
9	MP3B	Mx	-0.003	3
10	MP3B	X	-6.58	5
11	MP3B	Z	11.397	5
12	MP3B	Mx	-0.003	5
13	MP3C	X	-5.082	3
14	MP3C	Z	8.803	3
15	MP3C	Mx	0.004	3

Member Point Loads (BLC 22 : Antenna Wi (210 Deg)) (Continued)

	Member Label	Direction	Magnitude [lb, k-ft]	Location [(ft, %)]
16	MP3C	X	-5.082	5
17	MP3C	Z	8.803	5
18	MP3C	Mx	0.004	5
19	OVP1	X	-16.327	1
20	OVP1	Z	28.28	1
21	OVP1	Mx	0	1
22	MP4A	X	-7.36	2
23	MP4A	Z	12.748	2
24	MP4A	Mx	0.004	2
25	MP4B	X	-7.36	2
26	MP4B	Z	12.748	2
27	MP4B	Mx	0.004	2
28	MP4C	X	-6.578	2
29	MP4C	Z	11.393	2
30	MP4C	Mx	-0.005	2
31	MP4A	X	-2.078	5
32	MP4A	Z	3.6	5
33	MP4A	Mx	-0.001	5
34	MP4B	X	-2.078	5
35	MP4B	Z	3.6	5
36	MP4B	Mx	0.001	5
37	MP4C	X	-2.287	5
38	MP4C	Z	3.961	5
39	MP4C	Mx	-0.002	5
40	MP1A	X	-11.079	2
41	MP1A	Z	19.19	2
42	MP1A	Mx	-0.006	2
43	MP1B	X	-11.079	2
44	MP1B	Z	19.19	2
45	MP1B	Mx	0.006	2
46	MP1C	X	-8.75	2
47	MP1C	Z	15.156	2
48	MP1C	Mx	-0.007	2
49	OVP2	X	-7.141	1
50	OVP2	Z	12.369	1
51	OVP2	Mx	0	1
52	MP1A	X	-14.599	1.5
53	MP1A	Z	25.286	1.5
54	MP1A	Mx	0.007	1.5
55	MP1A	X	-14.599	6.5
56	MP1A	Z	25.286	6.5
57	MP1A	Mx	0.007	6.5
58	MP1B	X	-14.599	1.5
59	MP1B	Z	25.286	1.5
60	MP1B	Mx	-0.007	1.5
61	MP1B	X	-14.599	6.5
62	MP1B	Z	25.286	6.5
63	MP1B	Mx	-0.007	6.5
64	MP1C	X	-12.942	1.5
65	MP1C	Z	22.417	1.5
66	MP1C	Mx	0.01	1.5
67	MP1C	X	-12.942	6.5
68	MP1C	Z	22.417	6.5
69	MP1C	Mx	0.01	6.5
70	MP4A	X	-14.599	1.5

Member Point Loads (BLC 22 : Antenna Wi (210 Deg)) (Continued)

	Member Label	Direction	Magnitude [lb, k-ft]	Location [(ft, %)]
71	MP4A	Z	25.286	1.5
72	MP4A	Mx	0.007	1.5
73	MP4A	X	-14.599	6.5
74	MP4A	Z	25.286	6.5
75	MP4A	Mx	0.007	6.5
76	MP4B	X	-14.599	1.5
77	MP4B	Z	25.286	1.5
78	MP4B	Mx	-0.007	1.5
79	MP4B	X	-14.599	6.5
80	MP4B	Z	25.286	6.5
81	MP4B	Mx	-0.007	6.5
82	MP4C	X	-12.942	1.5
83	MP4C	Z	22.417	1.5
84	MP4C	Mx	0.01	1.5
85	MP4C	X	-12.942	6.5
86	MP4C	Z	22.417	6.5
87	MP4C	Mx	0.01	6.5

Member Point Loads (BLC 23 : Antenna Wi (240 Deg))

	Member Label	Direction	Magnitude [lb, k-ft]	Location [(ft, %)]
1	MP3A	X	-7.546	3
2	MP3A	Z	4.357	3
3	MP3A	Mx	0.004	3
4	MP3A	X	-7.546	5
5	MP3A	Z	4.357	5
6	MP3A	Mx	0.004	5
7	MP3B	X	-7.546	3
8	MP3B	Z	4.357	3
9	MP3B	Mx	-0.004	3
10	MP3B	X	-7.546	5
11	MP3B	Z	4.357	5
12	MP3B	Mx	-0.004	5
13	MP3C	X	-12.422	3
14	MP3C	Z	7.172	3
15	MP3C	Mx	0.002	3
16	MP3C	X	-12.422	5
17	MP3C	Z	7.172	5
18	MP3C	Mx	0.002	5
19	OVP1	X	-26.737	1
20	OVP1	Z	15.437	1
21	OVP1	Mx	0	1
22	MP4A	X	-10.737	2
23	MP4A	Z	6.199	2
24	MP4A	Mx	0.005	2
25	MP4B	X	-10.737	2
26	MP4B	Z	6.199	2
27	MP4B	Mx	0.005	2
28	MP4C	X	-13.283	2
29	MP4C	Z	7.669	2
30	MP4C	Mx	-0.003	2
31	MP4A	X	-4.136	5
32	MP4A	Z	2.388	5
33	MP4A	Mx	-0.002	5
34	MP4B	X	-4.136	5
35	MP4B	Z	2.388	5

Member Point Loads (BLC 23 : Antenna Wi (240 Deg)) (Continued)

	Member Label	Direction	Magnitude [lb, k-ft]	Location [(ft, %)]
36	MP4B	Mx	0.002	5
37	MP4C	X	-3.457	5
38	MP4C	Z	1.996	5
39	MP4C	Mx	-0.000683	5
40	MP1A	X	-13.202	2
41	MP1A	Z	7.622	2
42	MP1A	Mx	-0.007	2
43	MP1B	X	-13.202	2
44	MP1B	Z	7.622	2
45	MP1B	Mx	0.007	2
46	MP1C	X	-20.783	2
47	MP1C	Z	11.999	2
48	MP1C	Mx	-0.004	2
49	OVP2	X	-11.201	1
50	OVP2	Z	6.467	1
51	OVP2	Mx	0	1
52	MP1A	X	-21.027	1.5
53	MP1A	Z	12.14	1.5
54	MP1A	Mx	0.011	1.5
55	MP1A	X	-21.027	6.5
56	MP1A	Z	12.14	6.5
57	MP1A	Mx	0.011	6.5
58	MP1B	X	-21.027	1.5
59	MP1B	Z	12.14	1.5
60	MP1B	Mx	-0.011	1.5
61	MP1B	X	-21.027	6.5
62	MP1B	Z	12.14	6.5
63	MP1B	Mx	-0.011	6.5
64	MP1C	X	-26.419	1.5
65	MP1C	Z	15.253	1.5
66	MP1C	Mx	0.005	1.5
67	MP1C	X	-26.419	6.5
68	MP1C	Z	15.253	6.5
69	MP1C	Mx	0.005	6.5
70	MP4A	X	-21.027	1.5
71	MP4A	Z	12.14	1.5
72	MP4A	Mx	0.011	1.5
73	MP4A	X	-21.027	6.5
74	MP4A	Z	12.14	6.5
75	MP4A	Mx	0.011	6.5
76	MP4B	X	-21.027	1.5
77	MP4B	Z	12.14	1.5
78	MP4B	Mx	-0.011	1.5
79	MP4B	X	-21.027	6.5
80	MP4B	Z	12.14	6.5
81	MP4B	Mx	-0.011	6.5
82	MP4C	X	-26.419	1.5
83	MP4C	Z	15.253	1.5
84	MP4C	Mx	0.005	1.5
85	MP4C	X	-26.419	6.5
86	MP4C	Z	15.253	6.5
87	MP4C	Mx	0.005	6.5

Member Point Loads (BLC 24 : Antenna Wi (270 Deg))

	Member Label	Direction	Magnitude [lb, k-ft]	Location [(ft, %)]
1	MP3A	X	-6.49	3
2	MP3A	Z	0	3
3	MP3A	Mx	0.003	3
4	MP3A	X	-6.49	5
5	MP3A	Z	0	5
6	MP3A	Mx	0.003	5
7	MP3B	X	-6.49	3
8	MP3B	Z	0	3
9	MP3B	Mx	-0.003	3
10	MP3B	X	-6.49	5
11	MP3B	Z	0	5
12	MP3B	Mx	-0.003	5
13	MP3C	X	-15.115	3
14	MP3C	Z	0	3
15	MP3C	Mx	-0.001	3
16	MP3C	X	-15.115	5
17	MP3C	Z	0	5
18	MP3C	Mx	-0.001	5
19	OVP1	X	-27.311	1
20	OVP1	Z	0	1
21	OVP1	Mx	0	1
22	MP4A	X	-11.236	2
23	MP4A	Z	0	2
24	MP4A	Mx	0.006	2
25	MP4B	X	-11.236	2
26	MP4B	Z	0	2
27	MP4B	Mx	0.006	2
28	MP4C	X	-15.742	2
29	MP4C	Z	0	2
30	MP4C	Mx	0.001	2
31	MP4A	X	-5.085	5
32	MP4A	Z	0	5
33	MP4A	Mx	-0.003	5
34	MP4B	X	-5.085	5
35	MP4B	Z	0	5
36	MP4B	Mx	0.003	5
37	MP4C	X	-3.885	5
38	MP4C	Z	0	5
39	MP4C	Mx	0.000337	5
40	MP1A	X	-11.788	2
41	MP1A	Z	0	2
42	MP1A	Mx	-0.006	2
43	MP1B	X	-11.788	2
44	MP1B	Z	0	2
45	MP1B	Mx	0.006	2
46	MP1C	X	-25.198	2
47	MP1C	Z	0	2
48	MP1C	Mx	0.002	2
49	OVP2	X	-10.236	1
50	OVP2	Z	0	1
51	OVP2	Mx	0	1
52	MP1A	X	-21.821	1.5
53	MP1A	Z	0	1.5
54	MP1A	Mx	0.011	1.5
55	MP1A	X	-21.821	6.5

Member Point Loads (BLC 24 : Antenna Wi (270 Deg)) (Continued)

	Member Label	Direction	Magnitude [lb, k-ft]	Location [(ft, %)]
56	MP1A	Z	0	6.5
57	MP1A	Mx	0.011	6.5
58	MP1B	X	-21.821	1.5
59	MP1B	Z	0	1.5
60	MP1B	Mx	-0.011	1.5
61	MP1B	X	-21.821	6.5
62	MP1B	Z	0	6.5
63	MP1B	Mx	-0.011	6.5
64	MP1C	X	-31.36	1.5
65	MP1C	Z	0	1.5
66	MP1C	Mx	-0.003	1.5
67	MP1C	X	-31.36	6.5
68	MP1C	Z	0	6.5
69	MP1C	Mx	-0.003	6.5
70	MP4A	X	-21.821	1.5
71	MP4A	Z	0	1.5
72	MP4A	Mx	0.011	1.5
73	MP4A	X	-21.821	6.5
74	MP4A	Z	0	6.5
75	MP4A	Mx	0.011	6.5
76	MP4B	X	-21.821	1.5
77	MP4B	Z	0	1.5
78	MP4B	Mx	-0.011	1.5
79	MP4B	X	-21.821	6.5
80	MP4B	Z	0	6.5
81	MP4B	Mx	-0.011	6.5
82	MP4C	X	-31.36	1.5
83	MP4C	Z	0	1.5
84	MP4C	Mx	-0.003	1.5
85	MP4C	X	-31.36	6.5
86	MP4C	Z	0	6.5
87	MP4C	Mx	-0.003	6.5

Member Point Loads (BLC 25 : Antenna Wi (300 Deg))

	Member Label	Direction	Magnitude [lb, k-ft]	Location [(ft, %)]
1	MP3A	X	-7.546	3
2	MP3A	Z	-4.357	3
3	MP3A	Mx	0.004	3
4	MP3A	X	-7.546	5
5	MP3A	Z	-4.357	5
6	MP3A	Mx	0.004	5
7	MP3B	X	-7.546	3
8	MP3B	Z	-4.357	3
9	MP3B	Mx	-0.004	3
10	MP3B	X	-7.546	5
11	MP3B	Z	-4.357	5
12	MP3B	Mx	-0.004	5
13	MP3C	X	-10.14	3
14	MP3C	Z	-5.854	3
15	MP3C	Mx	-0.004	3
16	MP3C	X	-10.14	5
17	MP3C	Z	-5.854	5
18	MP3C	Mx	-0.004	5
19	OVP1	X	-22.11	1
20	OVP1	Z	-12.765	1

Member Point Loads (BLC 25 : Antenna Wi (300 Deg)) (Continued)

	Member Label	Direction	Magnitude [lb, k-ft]	Location [(ft, %)]
21	OVP1	Mx	0	1
22	MP4A	X	-10.737	2
23	MP4A	Z	-6.199	2
24	MP4A	Mx	0.005	2
25	MP4B	X	-10.737	2
26	MP4B	Z	-6.199	2
27	MP4B	Mx	0.005	2
28	MP4C	X	-12.092	2
29	MP4C	Z	-6.981	2
30	MP4C	Mx	0.004	2
31	MP4A	X	-4.136	5
32	MP4A	Z	-2.388	5
33	MP4A	Mx	-0.002	5
34	MP4B	X	-4.136	5
35	MP4B	Z	-2.388	5
36	MP4B	Mx	0.002	5
37	MP4C	X	-3.775	5
38	MP4C	Z	-2.179	5
39	MP4C	Mx	0.001	5
40	MP1A	X	-13.202	2
41	MP1A	Z	-7.622	2
42	MP1A	Mx	-0.007	2
43	MP1B	X	-13.202	2
44	MP1B	Z	-7.622	2
45	MP1B	Mx	0.007	2
46	MP1C	X	-17.236	2
47	MP1C	Z	-9.951	2
48	MP1C	Mx	0.006	2
49	OVP2	X	-7.696	1
50	OVP2	Z	-4.443	1
51	OVP2	Mx	0	1
52	MP1A	X	-21.027	1.5
53	MP1A	Z	-12.14	1.5
54	MP1A	Mx	0.011	1.5
55	MP1A	X	-21.027	6.5
56	MP1A	Z	-12.14	6.5
57	MP1A	Mx	0.011	6.5
58	MP1B	X	-21.027	1.5
59	MP1B	Z	-12.14	1.5
60	MP1B	Mx	-0.011	1.5
61	MP1B	X	-21.027	6.5
62	MP1B	Z	-12.14	6.5
63	MP1B	Mx	-0.011	6.5
64	MP1C	X	-23.896	1.5
65	MP1C	Z	-13.796	1.5
66	MP1C	Mx	-0.009	1.5
67	MP1C	X	-23.896	6.5
68	MP1C	Z	-13.796	6.5
69	MP1C	Mx	-0.009	6.5
70	MP4A	X	-21.027	1.5
71	MP4A	Z	-12.14	1.5
72	MP4A	Mx	0.011	1.5
73	MP4A	X	-21.027	6.5
74	MP4A	Z	-12.14	6.5
75	MP4A	Mx	0.011	6.5

Member Point Loads (BLC 25 : Antenna Wi (300 Deg)) (Continued)

	Member Label	Direction	Magnitude [lb, k-ft]	Location [(ft, %)]
76	MP4B	X	-21.027	1.5
77	MP4B	Z	-12.14	1.5
78	MP4B	Mx	-0.011	1.5
79	MP4B	X	-21.027	6.5
80	MP4B	Z	-12.14	6.5
81	MP4B	Mx	-0.011	6.5
82	MP4C	X	-23.896	1.5
83	MP4C	Z	-13.796	1.5
84	MP4C	Mx	-0.009	1.5
85	MP4C	X	-23.896	6.5
86	MP4C	Z	-13.796	6.5
87	MP4C	Mx	-0.009	6.5

Member Point Loads (BLC 26 : Antenna Wi (330 Deg))

	Member Label	Direction	Magnitude [lb, k-ft]	Location [(ft, %)]
1	MP3A	X	-6.58	3
2	MP3A	Z	-11.397	3
3	MP3A	Mx	0.003	3
4	MP3A	X	-6.58	5
5	MP3A	Z	-11.397	5
6	MP3A	Mx	0.003	5
7	MP3B	X	-6.58	3
8	MP3B	Z	-11.397	3
9	MP3B	Mx	-0.003	3
10	MP3B	X	-6.58	5
11	MP3B	Z	-11.397	5
12	MP3B	Mx	-0.003	5
13	MP3C	X	-3.765	3
14	MP3C	Z	-6.521	3
15	MP3C	Mx	-0.004	3
16	MP3C	X	-3.765	5
17	MP3C	Z	-6.521	5
18	MP3C	Mx	-0.004	5
19	OVP1	X	-13.656	1
20	OVP1	Z	-23.652	1
21	OVP1	Mx	0	1
22	MP4A	X	-7.36	2
23	MP4A	Z	-12.748	2
24	MP4A	Mx	0.004	2
25	MP4B	X	-7.36	2
26	MP4B	Z	-12.748	2
27	MP4B	Mx	0.004	2
28	MP4C	X	-5.89	2
29	MP4C	Z	-10.202	2
30	MP4C	Mx	0.006	2
31	MP4A	X	-2.078	5
32	MP4A	Z	-3.6	5
33	MP4A	Mx	-0.001	5
34	MP4B	X	-2.078	5
35	MP4B	Z	-3.6	5
36	MP4B	Mx	0.001	5
37	MP4C	X	-2.47	5
38	MP4C	Z	-4.278	5
39	MP4C	Mx	0.002	5
40	MP1A	X	-11.079	2

Member Point Loads (BLC 26 : Antenna Wi (330 Deg)) (Continued)

	Member Label	Direction	Magnitude [lb, k-ft]	Location [(ft, %)]
41	MP1A	Z	-19.19	2
42	MP1A	Mx	-0.006	2
43	MP1B	X	-11.079	2
44	MP1B	Z	-19.19	2
45	MP1B	Mx	0.006	2
46	MP1C	X	-6.703	2
47	MP1C	Z	-11.609	2
48	MP1C	Mx	0.006	2
49	OVP2	X	-5.118	1
50	OVP2	Z	-8.864	1
51	OVP2	Mx	0	1
52	MP1A	X	-14.599	1.5
53	MP1A	Z	-25.286	1.5
54	MP1A	Mx	0.007	1.5
55	MP1A	X	-14.599	6.5
56	MP1A	Z	-25.286	6.5
57	MP1A	Mx	0.007	6.5
58	MP1B	X	-14.599	1.5
59	MP1B	Z	-25.286	1.5
60	MP1B	Mx	-0.007	1.5
61	MP1B	X	-14.599	6.5
62	MP1B	Z	-25.286	6.5
63	MP1B	Mx	-0.007	6.5
64	MP1C	X	-11.486	1.5
65	MP1C	Z	-19.894	1.5
66	MP1C	Mx	-0.011	1.5
67	MP1C	X	-11.486	6.5
68	MP1C	Z	-19.894	6.5
69	MP1C	Mx	-0.011	6.5
70	MP4A	X	-14.599	1.5
71	MP4A	Z	-25.286	1.5
72	MP4A	Mx	0.007	1.5
73	MP4A	X	-14.599	6.5
74	MP4A	Z	-25.286	6.5
75	MP4A	Mx	0.007	6.5
76	MP4B	X	-14.599	1.5
77	MP4B	Z	-25.286	1.5
78	MP4B	Mx	-0.007	1.5
79	MP4B	X	-14.599	6.5
80	MP4B	Z	-25.286	6.5
81	MP4B	Mx	-0.007	6.5
82	MP4C	X	-11.486	1.5
83	MP4C	Z	-19.894	1.5
84	MP4C	Mx	-0.011	1.5
85	MP4C	X	-11.486	6.5
86	MP4C	Z	-19.894	6.5
87	MP4C	Mx	-0.011	6.5

Member Point Loads (BLC 27 : Antenna Wm (0 Deg))

	Member Label	Direction	Magnitude [lb, k-ft]	Location [(ft, %)]
1	MP3A	X	0	3
2	MP3A	Z	-4.044	3
3	MP3A	Mx	0	3
4	MP3A	X	0	5
5	MP3A	Z	-4.044	5

Member Point Loads (BLC 27 : Antenna Wm (0 Deg)) (Continued)

	Member Label	Direction	Magnitude [lb, k-ft]	Location [(ft, %)]
6	MP3A	Mx	0	5
7	MP3B	X	0	3
8	MP3B	Z	-4.044	3
9	MP3B	Mx	0	3
10	MP3B	X	0	5
11	MP3B	Z	-4.044	5
12	MP3B	Mx	0	5
13	MP3C	X	0	3
14	MP3C	Z	-1.5	3
15	MP3C	Mx	-0.000739	3
16	MP3C	X	0	5
17	MP3C	Z	-1.5	5
18	MP3C	Mx	-0.000739	5
19	OVP1	X	0	1
20	OVP1	Z	-7.628	1
21	OVP1	Mx	0	1
22	MP4A	X	0	2
23	MP4A	Z	-4.787	2
24	MP4A	Mx	0	2
25	MP4B	X	0	2
26	MP4B	Z	-4.787	2
27	MP4B	Mx	0	2
28	MP4C	X	0	2
29	MP4C	Z	-3.31	2
30	MP4C	Mx	0.002	2
31	MP4A	X	0	5
32	MP4A	Z	-0.947	5
33	MP4A	Mx	0	5
34	MP4B	X	0	5
35	MP4B	Z	-0.947	5
36	MP4B	Mx	0	5
37	MP4C	X	0	5
38	MP4C	Z	-1.3	5
39	MP4C	Mx	0.00064	5
40	MP1A	X	0	2
41	MP1A	Z	-6.655	2
42	MP1A	Mx	0	2
43	MP1B	X	0	2
44	MP1B	Z	-6.655	2
45	MP1B	Mx	0	2
46	MP1C	X	0	2
47	MP1C	Z	-2.907	2
48	MP1C	Mx	0.001	2
49	OVP2	X	0	1
50	OVP2	Z	-3.764	1
51	OVP2	Mx	0	1
52	MP1A	X	0	1.5
53	MP1A	Z	-6.95	1.5
54	MP1A	Mx	0	1.5
55	MP1A	X	0	6.5
56	MP1A	Z	-6.95	6.5
57	MP1A	Mx	0	6.5
58	MP1B	X	0	1.5
59	MP1B	Z	-6.95	1.5
60	MP1B	Mx	0	1.5

Member Point Loads (BLC 27 : Antenna Wm (0 Deg)) (Continued)

	Member Label	Direction	Magnitude [lb, k-ft]	Location [(ft, %)]
61	MP1B	X	0	6.5
62	MP1B	Z	-6.95	6.5
63	MP1B	Mx	0	6.5
64	MP1C	X	0	1.5
65	MP1C	Z	-3.102	1.5
66	MP1C	Mx	-0.002	1.5
67	MP1C	X	0	6.5
68	MP1C	Z	-3.102	6.5
69	MP1C	Mx	-0.002	6.5
70	MP4A	X	0	1.5
71	MP4A	Z	-6.95	1.5
72	MP4A	Mx	0	1.5
73	MP4A	X	0	6.5
74	MP4A	Z	-6.95	6.5
75	MP4A	Mx	0	6.5
76	MP4B	X	0	1.5
77	MP4B	Z	-6.95	1.5
78	MP4B	Mx	0	1.5
79	MP4B	X	0	6.5
80	MP4B	Z	-6.95	6.5
81	MP4B	Mx	0	6.5
82	MP4C	X	0	1.5
83	MP4C	Z	-3.102	1.5
84	MP4C	Mx	-0.002	1.5
85	MP4C	X	0	6.5
86	MP4C	Z	-3.102	6.5
87	MP4C	Mx	-0.002	6.5

Member Point Loads (BLC 28 : Antenna Wm (30 Deg))

	Member Label	Direction	Magnitude [lb, k-ft]	Location [(ft, %)]
1	MP3A	X	1.694	3
2	MP3A	Z	-2.934	3
3	MP3A	Mx	-0.000847	3
4	MP3A	X	1.694	5
5	MP3A	Z	-2.934	5
6	MP3A	Mx	-0.000847	5
7	MP3B	X	1.694	3
8	MP3B	Z	-2.934	3
9	MP3B	Mx	0.000847	3
10	MP3B	X	1.694	5
11	MP3B	Z	-2.934	5
12	MP3B	Mx	0.000847	5
13	MP3C	X	1.252	3
14	MP3C	Z	-2.169	3
15	MP3C	Mx	-0.000959	3
16	MP3C	X	1.252	5
17	MP3C	Z	-2.169	5
18	MP3C	Mx	-0.000959	5
19	OVP1	X	4.057	1
20	OVP1	Z	-7.027	1
21	OVP1	Mx	0	1
22	MP4A	X	2.203	2
23	MP4A	Z	-3.816	2
24	MP4A	Mx	-0.001	2
25	MP4B	X	2.203	2

Member Point Loads (BLC 28 : Antenna Wm (30 Deg)) (Continued)

	Member Label	Direction	Magnitude [lb, k-ft]	Location [(ft, %)]
26	MP4B	Z	-3.816	2
27	MP4B	Mx	-0.001	2
28	MP4C	X	1.946	2
29	MP4C	Z	-3.371	2
30	MP4C	Mx	0.001	2
31	MP4A	X	0.519	5
32	MP4A	Z	-0.899	5
33	MP4A	Mx	0.000259	5
34	MP4B	X	0.519	5
35	MP4B	Z	-0.899	5
36	MP4B	Mx	-0.000259	5
37	MP4C	X	0.58	5
38	MP4C	Z	-1.005	5
39	MP4C	Mx	0.000445	5
40	MP1A	X	2.845	2
41	MP1A	Z	-4.927	2
42	MP1A	Mx	0.001	2
43	MP1B	X	2.845	2
44	MP1B	Z	-4.927	2
45	MP1B	Mx	-0.001	2
46	MP1C	X	2.194	2
47	MP1C	Z	-3.799	2
48	MP1C	Mx	0.002	2
49	OVP2	X	2.099	1
50	OVP2	Z	-3.636	1
51	OVP2	Mx	0	1
52	MP1A	X	2.979	1.5
53	MP1A	Z	-5.16	1.5
54	MP1A	Mx	-0.001	1.5
55	MP1A	X	2.979	6.5
56	MP1A	Z	-5.16	6.5
57	MP1A	Mx	-0.001	6.5
58	MP1B	X	2.979	1.5
59	MP1B	Z	-5.16	1.5
60	MP1B	Mx	0.001	1.5
61	MP1B	X	2.979	6.5
62	MP1B	Z	-5.16	6.5
63	MP1B	Mx	0.001	6.5
64	MP1C	X	2.311	1.5
65	MP1C	Z	-4.002	1.5
66	MP1C	Mx	-0.002	1.5
67	MP1C	X	2.311	6.5
68	MP1C	Z	-4.002	6.5
69	MP1C	Mx	-0.002	6.5
70	MP4A	X	2.979	1.5
71	MP4A	Z	-5.16	1.5
72	MP4A	Mx	-0.001	1.5
73	MP4A	X	2.979	6.5
74	MP4A	Z	-5.16	6.5
75	MP4A	Mx	-0.001	6.5
76	MP4B	X	2.979	1.5
77	MP4B	Z	-5.16	1.5
78	MP4B	Mx	0.001	1.5
79	MP4B	X	2.979	6.5
80	MP4B	Z	-5.16	6.5

Member Point Loads (BLC 28 : Antenna Wm (30 Deg)) (Continued)

	Member Label	Direction	Magnitude [lb, k-ft]	Location [(ft, %)]
81	MP4B	Mx	0.001	6.5
82	MP4C	X	2.311	1.5
83	MP4C	Z	-4.002	1.5
84	MP4C	Mx	-0.002	1.5
85	MP4C	X	2.311	6.5
86	MP4C	Z	-4.002	6.5
87	MP4C	Mx	-0.002	6.5

Member Point Loads (BLC 29 : Antenna Wm (60 Deg))

	Member Label	Direction	Magnitude [lb, k-ft]	Location [(ft, %)]
1	MP3A	X	1.798	3
2	MP3A	Z	-1.038	3
3	MP3A	Mx	-0.000899	3
4	MP3A	X	1.798	5
5	MP3A	Z	-1.038	5
6	MP3A	Mx	-0.000899	5
7	MP3B	X	1.798	3
8	MP3B	Z	-1.038	3
9	MP3B	Mx	0.000899	3
10	MP3B	X	1.798	5
11	MP3B	Z	-1.038	5
12	MP3B	Mx	0.000899	5
13	MP3C	X	3.237	3
14	MP3C	Z	-1.869	3
15	MP3C	Mx	-0.000639	3
16	MP3C	X	3.237	5
17	MP3C	Z	-1.869	5
18	MP3C	Mx	-0.000639	5
19	OVP1	X	6.606	1
20	OVP1	Z	-3.814	1
21	OVP1	Mx	0	1
22	MP4A	X	3.156	2
23	MP4A	Z	-1.822	2
24	MP4A	Mx	-0.002	2
25	MP4B	X	3.156	2
26	MP4B	Z	-1.822	2
27	MP4B	Mx	-0.002	2
28	MP4C	X	3.991	2
29	MP4C	Z	-2.304	2
30	MP4C	Mx	0.000788	2
31	MP4A	X	1.056	5
32	MP4A	Z	-0.61	5
33	MP4A	Mx	0.000528	5
34	MP4B	X	1.056	5
35	MP4B	Z	-0.61	5
36	MP4B	Mx	-0.000528	5
37	MP4C	X	0.857	5
38	MP4C	Z	-0.495	5
39	MP4C	Mx	0.000169	5
40	MP1A	X	3.253	2
41	MP1A	Z	-1.878	2
42	MP1A	Mx	0.002	2
43	MP1B	X	3.253	2
44	MP1B	Z	-1.878	2
45	MP1B	Mx	-0.002	2

Member Point Loads (BLC 29 : Antenna Wm (60 Deg)) (Continued)

	Member Label	Direction	Magnitude [lb, k-ft]	Location [(ft, %)]
46	MP1C	X	5.372	2
47	MP1C	Z	-3.102	2
48	MP1C	Mx	0.001	2
49	OVP2	X	3.26	1
50	OVP2	Z	-1.882	1
51	OVP2	Mx	0	1
52	MP1A	X	3.442	1.5
53	MP1A	Z	-1.987	1.5
54	MP1A	Mx	-0.002	1.5
55	MP1A	X	3.442	6.5
56	MP1A	Z	-1.987	6.5
57	MP1A	Mx	-0.002	6.5
58	MP1B	X	3.442	1.5
59	MP1B	Z	-1.987	1.5
60	MP1B	Mx	0.002	1.5
61	MP1B	X	3.442	6.5
62	MP1B	Z	-1.987	6.5
63	MP1B	Mx	0.002	6.5
64	MP1C	X	5.617	1.5
65	MP1C	Z	-3.243	1.5
66	MP1C	Mx	-0.001	1.5
67	MP1C	X	5.617	6.5
68	MP1C	Z	-3.243	6.5
69	MP1C	Mx	-0.001	6.5
70	MP4A	X	3.442	1.5
71	MP4A	Z	-1.987	1.5
72	MP4A	Mx	-0.002	1.5
73	MP4A	X	3.442	6.5
74	MP4A	Z	-1.987	6.5
75	MP4A	Mx	-0.002	6.5
76	MP4B	X	3.442	1.5
77	MP4B	Z	-1.987	1.5
78	MP4B	Mx	0.002	1.5
79	MP4B	X	3.442	6.5
80	MP4B	Z	-1.987	6.5
81	MP4B	Mx	0.002	6.5
82	MP4C	X	5.617	1.5
83	MP4C	Z	-3.243	1.5
84	MP4C	Mx	-0.001	1.5
85	MP4C	X	5.617	6.5
86	MP4C	Z	-3.243	6.5
87	MP4C	Mx	-0.001	6.5

Member Point Loads (BLC 30 : Antenna Wm (90 Deg))

	Member Label	Direction	Magnitude [lb, k-ft]	Location [(ft, %)]
1	MP3A	X	1.421	3
2	MP3A	Z	0	3
3	MP3A	Mx	-0.00071	3
4	MP3A	X	1.421	5
5	MP3A	Z	0	5
6	MP3A	Mx	-0.00071	5
7	MP3B	X	1.421	3
8	MP3B	Z	0	3
9	MP3B	Mx	0.00071	3
10	MP3B	X	1.421	5

Member Point Loads (BLC 30 : Antenna Wm (90 Deg)) (Continued)

	Member Label	Direction	Magnitude [lb, k-ft]	Location [(ft, %)]
11	MP3B	Z	0	5
12	MP3B	Mx	0.00071	5
13	MP3C	X	3.965	3
14	MP3C	Z	0	3
15	MP3C	Mx	0.000344	3
16	MP3C	X	3.965	5
17	MP3C	Z	0	5
18	MP3C	Mx	0.000344	5
19	OVP1	X	6.655	1
20	OVP1	Z	0	1
21	OVP1	Mx	0	1
22	MP4A	X	3.264	2
23	MP4A	Z	0	2
24	MP4A	Mx	-0.002	2
25	MP4B	X	3.264	2
26	MP4B	Z	0	2
27	MP4B	Mx	-0.002	2
28	MP4C	X	4.741	2
29	MP4C	Z	0	2
30	MP4C	Mx	-0.000412	2
31	MP4A	X	1.311	5
32	MP4A	Z	0	5
33	MP4A	Mx	0.000655	5
34	MP4B	X	1.311	5
35	MP4B	Z	0	5
36	MP4B	Mx	-0.000655	5
37	MP4C	X	0.958	5
38	MP4C	Z	0	5
39	MP4C	Mx	-8.3e-5	5
40	MP1A	X	2.79	2
41	MP1A	Z	0	2
42	MP1A	Mx	0.001	2
43	MP1B	X	2.79	2
44	MP1B	Z	0	2
45	MP1B	Mx	-0.001	2
46	MP1C	X	6.539	2
47	MP1C	Z	0	2
48	MP1C	Mx	-0.000568	2
49	OVP2	X	2.895	1
50	OVP2	Z	0	1
51	OVP2	Mx	0	1
52	MP1A	X	2.982	1.5
53	MP1A	Z	0	1.5
54	MP1A	Mx	-0.001	1.5
55	MP1A	X	2.982	6.5
56	MP1A	Z	0	6.5
57	MP1A	Mx	-0.001	6.5
58	MP1B	X	2.982	1.5
59	MP1B	Z	0	1.5
60	MP1B	Mx	0.001	1.5
61	MP1B	X	2.982	6.5
62	MP1B	Z	0	6.5
63	MP1B	Mx	0.001	6.5
64	MP1C	X	6.83	1.5
65	MP1C	Z	0	1.5

Member Point Loads (BLC 30 : Antenna Wm (90 Deg)) (Continued)

	Member Label	Direction	Magnitude [lb, k-ft]	Location [(ft, %)]
66	MP1C	Mx	0.000593	1.5
67	MP1C	X	6.83	6.5
68	MP1C	Z	0	6.5
69	MP1C	Mx	0.000593	6.5
70	MP4A	X	2.982	1.5
71	MP4A	Z	0	1.5
72	MP4A	Mx	-0.001	1.5
73	MP4A	X	2.982	6.5
74	MP4A	Z	0	6.5
75	MP4A	Mx	-0.001	6.5
76	MP4B	X	2.982	1.5
77	MP4B	Z	0	1.5
78	MP4B	Mx	0.001	1.5
79	MP4B	X	2.982	6.5
80	MP4B	Z	0	6.5
81	MP4B	Mx	0.001	6.5
82	MP4C	X	6.83	1.5
83	MP4C	Z	0	1.5
84	MP4C	Mx	0.000593	1.5
85	MP4C	X	6.83	6.5
86	MP4C	Z	0	6.5
87	MP4C	Mx	0.000593	6.5

Member Point Loads (BLC 31 : Antenna Wm (120 Deg))

	Member Label	Direction	Magnitude [lb, k-ft]	Location [(ft, %)]
1	MP3A	X	1.798	3
2	MP3A	Z	1.038	3
3	MP3A	Mx	-0.000899	3
4	MP3A	X	1.798	5
5	MP3A	Z	1.038	5
6	MP3A	Mx	-0.000899	5
7	MP3B	X	1.798	3
8	MP3B	Z	1.038	3
9	MP3B	Mx	0.000899	3
10	MP3B	X	1.798	5
11	MP3B	Z	1.038	5
12	MP3B	Mx	0.000899	5
13	MP3C	X	2.564	3
14	MP3C	Z	1.48	3
15	MP3C	Mx	0.000951	3
16	MP3C	X	2.564	5
17	MP3C	Z	1.48	5
18	MP3C	Mx	0.000951	5
19	OVP1	X	5.343	1
20	OVP1	Z	3.084	1
21	OVP1	Mx	0	1
22	MP4A	X	3.156	2
23	MP4A	Z	1.822	2
24	MP4A	Mx	-0.002	2
25	MP4B	X	3.156	2
26	MP4B	Z	1.822	2
27	MP4B	Mx	-0.002	2
28	MP4C	X	3.6	2
29	MP4C	Z	2.079	2
30	MP4C	Mx	-0.001	2

Member Point Loads (BLC 31 : Antenna Wm (120 Deg)) (Continued)

	Member Label	Direction	Magnitude [lb, k-ft]	Location [(ft, %)]
31	MP4A	X	1.056	5
32	MP4A	Z	0.61	5
33	MP4A	Mx	0.000528	5
34	MP4B	X	1.056	5
35	MP4B	Z	0.61	5
36	MP4B	Mx	-0.000528	5
37	MP4C	X	0.95	5
38	MP4C	Z	0.549	5
39	MP4C	Mx	-0.000353	5
40	MP1A	X	3.253	2
41	MP1A	Z	1.878	2
42	MP1A	Mx	0.002	2
43	MP1B	X	3.253	2
44	MP1B	Z	1.878	2
45	MP1B	Mx	-0.002	2
46	MP1C	X	4.381	2
47	MP1C	Z	2.529	2
48	MP1C	Mx	-0.002	2
49	OVP2	X	2.131	1
50	OVP2	Z	1.231	1
51	OVP2	Mx	0	1
52	MP1A	X	3.442	1.5
53	MP1A	Z	1.987	1.5
54	MP1A	Mx	-0.002	1.5
55	MP1A	X	3.442	6.5
56	MP1A	Z	1.987	6.5
57	MP1A	Mx	-0.002	6.5
58	MP1B	X	3.442	1.5
59	MP1B	Z	1.987	1.5
60	MP1B	Mx	0.002	1.5
61	MP1B	X	3.442	6.5
62	MP1B	Z	1.987	6.5
63	MP1B	Mx	0.002	6.5
64	MP1C	X	4.599	1.5
65	MP1C	Z	2.655	1.5
66	MP1C	Mx	0.002	1.5
67	MP1C	X	4.599	6.5
68	MP1C	Z	2.655	6.5
69	MP1C	Mx	0.002	6.5
70	MP4A	X	3.442	1.5
71	MP4A	Z	1.987	1.5
72	MP4A	Mx	-0.002	1.5
73	MP4A	X	3.442	6.5
74	MP4A	Z	1.987	6.5
75	MP4A	Mx	-0.002	6.5
76	MP4B	X	3.442	1.5
77	MP4B	Z	1.987	1.5
78	MP4B	Mx	0.002	1.5
79	MP4B	X	3.442	6.5
80	MP4B	Z	1.987	6.5
81	MP4B	Mx	0.002	6.5
82	MP4C	X	4.599	1.5
83	MP4C	Z	2.655	1.5
84	MP4C	Mx	0.002	1.5
85	MP4C	X	4.599	6.5

Member Point Loads (BLC 31 : Antenna Wm (120 Deg)) (Continued)

	Member Label	Direction	Magnitude [lb, k-ft]	Location [(ft, %)]
86	MP4C	Z	2.655	6.5
87	MP4C	Mx	0.002	6.5

Member Point Loads (BLC 32 : Antenna Wm (150 Deg))

	Member Label	Direction	Magnitude [lb, k-ft]	Location [(ft, %)]
1	MP3A	X	1.694	3
2	MP3A	Z	2.934	3
3	MP3A	Mx	-0.000847	3
4	MP3A	X	1.694	5
5	MP3A	Z	2.934	5
6	MP3A	Mx	-0.000847	5
7	MP3B	X	1.694	3
8	MP3B	Z	2.934	3
9	MP3B	Mx	0.000847	3
10	MP3B	X	1.694	5
11	MP3B	Z	2.934	5
12	MP3B	Mx	0.000847	5
13	MP3C	X	0.864	3
14	MP3C	Z	1.496	3
15	MP3C	Mx	0.000812	3
16	MP3C	X	0.864	5
17	MP3C	Z	1.496	5
18	MP3C	Mx	0.000812	5
19	OVP1	X	3.328	1
20	OVP1	Z	5.764	1
21	OVP1	Mx	0	1
22	MP4A	X	2.203	2
23	MP4A	Z	3.816	2
24	MP4A	Mx	-0.001	2
25	MP4B	X	2.203	2
26	MP4B	Z	3.816	2
27	MP4B	Mx	-0.001	2
28	MP4C	X	1.721	2
29	MP4C	Z	2.981	2
30	MP4C	Mx	-0.002	2
31	MP4A	X	0.519	5
32	MP4A	Z	0.899	5
33	MP4A	Mx	0.000259	5
34	MP4B	X	0.519	5
35	MP4B	Z	0.899	5
36	MP4B	Mx	-0.000259	5
37	MP4C	X	0.634	5
38	MP4C	Z	1.098	5
39	MP4C	Mx	-0.000596	5
40	MP1A	X	2.845	2
41	MP1A	Z	4.927	2
42	MP1A	Mx	0.001	2
43	MP1B	X	2.845	2
44	MP1B	Z	4.927	2
45	MP1B	Mx	-0.001	2
46	MP1C	X	1.621	2
47	MP1C	Z	2.808	2
48	MP1C	Mx	-0.002	2
49	OVP2	X	1.448	1
50	OVP2	Z	2.507	1

Member Point Loads (BLC 32 : Antenna Wm (150 Deg)) (Continued)

	Member Label	Direction	Magnitude [lb, k-ft]	Location [(ft, %)]
51	OVP2	Mx	0	1
52	MP1A	X	2.979	1.5
53	MP1A	Z	5.16	1.5
54	MP1A	Mx	-0.001	1.5
55	MP1A	X	2.979	6.5
56	MP1A	Z	5.16	6.5
57	MP1A	Mx	-0.001	6.5
58	MP1B	X	2.979	1.5
59	MP1B	Z	5.16	1.5
60	MP1B	Mx	0.001	1.5
61	MP1B	X	2.979	6.5
62	MP1B	Z	5.16	6.5
63	MP1B	Mx	0.001	6.5
64	MP1C	X	1.723	1.5
65	MP1C	Z	2.985	1.5
66	MP1C	Mx	0.002	1.5
67	MP1C	X	1.723	6.5
68	MP1C	Z	2.985	6.5
69	MP1C	Mx	0.002	6.5
70	MP4A	X	2.979	1.5
71	MP4A	Z	5.16	1.5
72	MP4A	Mx	-0.001	1.5
73	MP4A	X	2.979	6.5
74	MP4A	Z	5.16	6.5
75	MP4A	Mx	-0.001	6.5
76	MP4B	X	2.979	1.5
77	MP4B	Z	5.16	1.5
78	MP4B	Mx	0.001	1.5
79	MP4B	X	2.979	6.5
80	MP4B	Z	5.16	6.5
81	MP4B	Mx	0.001	6.5
82	MP4C	X	1.723	1.5
83	MP4C	Z	2.985	1.5
84	MP4C	Mx	0.002	1.5
85	MP4C	X	1.723	6.5
86	MP4C	Z	2.985	6.5
87	MP4C	Mx	0.002	6.5

Member Point Loads (BLC 33 : Antenna Wm (180 Deg))

	Member Label	Direction	Magnitude [lb, k-ft]	Location [(ft, %)]
1	MP3A	X	0	3
2	MP3A	Z	4.044	3
3	MP3A	Mx	0	3
4	MP3A	X	0	5
5	MP3A	Z	4.044	5
6	MP3A	Mx	0	5
7	MP3B	X	0	3
8	MP3B	Z	4.044	3
9	MP3B	Mx	0	3
10	MP3B	X	0	5
11	MP3B	Z	4.044	5
12	MP3B	Mx	0	5
13	MP3C	X	0	3
14	MP3C	Z	1.5	3
15	MP3C	Mx	0.000739	3

Member Point Loads (BLC 33 : Antenna Wm (180 Deg)) (Continued)

	Member Label	Direction	Magnitude [lb, k-ft]	Location [(ft, %)]
16	MP3C	X	0	5
17	MP3C	Z	1.5	5
18	MP3C	Mx	0.000739	5
19	OVP1	X	0	1
20	OVP1	Z	7.628	1
21	OVP1	Mx	0	1
22	MP4A	X	0	2
23	MP4A	Z	4.787	2
24	MP4A	Mx	0	2
25	MP4B	X	0	2
26	MP4B	Z	4.787	2
27	MP4B	Mx	0	2
28	MP4C	X	0	2
29	MP4C	Z	3.31	2
30	MP4C	Mx	-0.002	2
31	MP4A	X	0	5
32	MP4A	Z	0.947	5
33	MP4A	Mx	0	5
34	MP4B	X	0	5
35	MP4B	Z	0.947	5
36	MP4B	Mx	0	5
37	MP4C	X	0	5
38	MP4C	Z	1.3	5
39	MP4C	Mx	-0.00064	5
40	MP1A	X	0	2
41	MP1A	Z	6.655	2
42	MP1A	Mx	0	2
43	MP1B	X	0	2
44	MP1B	Z	6.655	2
45	MP1B	Mx	0	2
46	MP1C	X	0	2
47	MP1C	Z	2.907	2
48	MP1C	Mx	-0.001	2
49	OVP2	X	0	1
50	OVP2	Z	3.764	1
51	OVP2	Mx	0	1
52	MP1A	X	0	1.5
53	MP1A	Z	6.95	1.5
54	MP1A	Mx	0	1.5
55	MP1A	X	0	6.5
56	MP1A	Z	6.95	6.5
57	MP1A	Mx	0	6.5
58	MP1B	X	0	1.5
59	MP1B	Z	6.95	1.5
60	MP1B	Mx	0	1.5
61	MP1B	X	0	6.5
62	MP1B	Z	6.95	6.5
63	MP1B	Mx	0	6.5
64	MP1C	X	0	1.5
65	MP1C	Z	3.102	1.5
66	MP1C	Mx	0.002	1.5
67	MP1C	X	0	6.5
68	MP1C	Z	3.102	6.5
69	MP1C	Mx	0.002	6.5
70	MP4A	X	0	1.5

Member Point Loads (BLC 33 : Antenna Wm (180 Deg)) (Continued)

	Member Label	Direction	Magnitude [lb, k-ft]	Location [(ft, %)]
71	MP4A	Z	6.95	1.5
72	MP4A	Mx	0	1.5
73	MP4A	X	0	6.5
74	MP4A	Z	6.95	6.5
75	MP4A	Mx	0	6.5
76	MP4B	X	0	1.5
77	MP4B	Z	6.95	1.5
78	MP4B	Mx	0	1.5
79	MP4B	X	0	6.5
80	MP4B	Z	6.95	6.5
81	MP4B	Mx	0	6.5
82	MP4C	X	0	1.5
83	MP4C	Z	3.102	1.5
84	MP4C	Mx	0.002	1.5
85	MP4C	X	0	6.5
86	MP4C	Z	3.102	6.5
87	MP4C	Mx	0.002	6.5

Member Point Loads (BLC 34 : Antenna Wm (210 Deg))

	Member Label	Direction	Magnitude [lb, k-ft]	Location [(ft, %)]
1	MP3A	X	-1.694	3
2	MP3A	Z	2.934	3
3	MP3A	Mx	0.000847	3
4	MP3A	X	-1.694	5
5	MP3A	Z	2.934	5
6	MP3A	Mx	0.000847	5
7	MP3B	X	-1.694	3
8	MP3B	Z	2.934	3
9	MP3B	Mx	-0.000847	3
10	MP3B	X	-1.694	5
11	MP3B	Z	2.934	5
12	MP3B	Mx	-0.000847	5
13	MP3C	X	-1.252	3
14	MP3C	Z	2.169	3
15	MP3C	Mx	0.000959	3
16	MP3C	X	-1.252	5
17	MP3C	Z	2.169	5
18	MP3C	Mx	0.000959	5
19	OVP1	X	-4.057	1
20	OVP1	Z	7.027	1
21	OVP1	Mx	0	1
22	MP4A	X	-2.203	2
23	MP4A	Z	3.816	2
24	MP4A	Mx	0.001	2
25	MP4B	X	-2.203	2
26	MP4B	Z	3.816	2
27	MP4B	Mx	0.001	2
28	MP4C	X	-1.946	2
29	MP4C	Z	3.371	2
30	MP4C	Mx	-0.001	2
31	MP4A	X	-0.519	5
32	MP4A	Z	0.899	5
33	MP4A	Mx	-0.000259	5
34	MP4B	X	-0.519	5
35	MP4B	Z	0.899	5

Member Point Loads (BLC 34 : Antenna Wm (210 Deg)) (Continued)

	Member Label	Direction	Magnitude [lb, k-ft]	Location [(ft, %)]
36	MP4B	Mx	0.000259	5
37	MP4C	X	-0.58	5
38	MP4C	Z	1.005	5
39	MP4C	Mx	-0.000445	5
40	MP1A	X	-2.845	2
41	MP1A	Z	4.927	2
42	MP1A	Mx	-0.001	2
43	MP1B	X	-2.845	2
44	MP1B	Z	4.927	2
45	MP1B	Mx	0.001	2
46	MP1C	X	-2.194	2
47	MP1C	Z	3.799	2
48	MP1C	Mx	-0.002	2
49	OVP2	X	-2.099	1
50	OVP2	Z	3.636	1
51	OVP2	Mx	0	1
52	MP1A	X	-2.979	1.5
53	MP1A	Z	5.16	1.5
54	MP1A	Mx	0.001	1.5
55	MP1A	X	-2.979	6.5
56	MP1A	Z	5.16	6.5
57	MP1A	Mx	0.001	6.5
58	MP1B	X	-2.979	1.5
59	MP1B	Z	5.16	1.5
60	MP1B	Mx	-0.001	1.5
61	MP1B	X	-2.979	6.5
62	MP1B	Z	5.16	6.5
63	MP1B	Mx	-0.001	6.5
64	MP1C	X	-2.311	1.5
65	MP1C	Z	4.002	1.5
66	MP1C	Mx	0.002	1.5
67	MP1C	X	-2.311	6.5
68	MP1C	Z	4.002	6.5
69	MP1C	Mx	0.002	6.5
70	MP4A	X	-2.979	1.5
71	MP4A	Z	5.16	1.5
72	MP4A	Mx	0.001	1.5
73	MP4A	X	-2.979	6.5
74	MP4A	Z	5.16	6.5
75	MP4A	Mx	0.001	6.5
76	MP4B	X	-2.979	1.5
77	MP4B	Z	5.16	1.5
78	MP4B	Mx	-0.001	1.5
79	MP4B	X	-2.979	6.5
80	MP4B	Z	5.16	6.5
81	MP4B	Mx	-0.001	6.5
82	MP4C	X	-2.311	1.5
83	MP4C	Z	4.002	1.5
84	MP4C	Mx	0.002	1.5
85	MP4C	X	-2.311	6.5
86	MP4C	Z	4.002	6.5
87	MP4C	Mx	0.002	6.5

Member Point Loads (BLC 35 : Antenna Wm (240 Deg))

	Member Label	Direction	Magnitude [lb, k-ft]	Location [(ft, %)]
1	MP3A	X	-1.798	3
2	MP3A	Z	1.038	3
3	MP3A	Mx	0.000899	3
4	MP3A	X	-1.798	5
5	MP3A	Z	1.038	5
6	MP3A	Mx	0.000899	5
7	MP3B	X	-1.798	3
8	MP3B	Z	1.038	3
9	MP3B	Mx	-0.000899	3
10	MP3B	X	-1.798	5
11	MP3B	Z	1.038	5
12	MP3B	Mx	-0.000899	5
13	MP3C	X	-3.237	3
14	MP3C	Z	1.869	3
15	MP3C	Mx	0.000639	3
16	MP3C	X	-3.237	5
17	MP3C	Z	1.869	5
18	MP3C	Mx	0.000639	5
19	OVP1	X	-6.606	1
20	OVP1	Z	3.814	1
21	OVP1	Mx	0	1
22	MP4A	X	-3.156	2
23	MP4A	Z	1.822	2
24	MP4A	Mx	0.002	2
25	MP4B	X	-3.156	2
26	MP4B	Z	1.822	2
27	MP4B	Mx	0.002	2
28	MP4C	X	-3.991	2
29	MP4C	Z	2.304	2
30	MP4C	Mx	-0.000788	2
31	MP4A	X	-1.056	5
32	MP4A	Z	0.61	5
33	MP4A	Mx	-0.000528	5
34	MP4B	X	-1.056	5
35	MP4B	Z	0.61	5
36	MP4B	Mx	0.000528	5
37	MP4C	X	-0.857	5
38	MP4C	Z	0.495	5
39	MP4C	Mx	-0.000169	5
40	MP1A	X	-3.253	2
41	MP1A	Z	1.878	2
42	MP1A	Mx	-0.002	2
43	MP1B	X	-3.253	2
44	MP1B	Z	1.878	2
45	MP1B	Mx	0.002	2
46	MP1C	X	-5.372	2
47	MP1C	Z	3.102	2
48	MP1C	Mx	-0.001	2
49	OVP2	X	-3.26	1
50	OVP2	Z	1.882	1
51	OVP2	Mx	0	1
52	MP1A	X	-3.442	1.5
53	MP1A	Z	1.987	1.5
54	MP1A	Mx	0.002	1.5
55	MP1A	X	-3.442	6.5

Member Point Loads (BLC 35 : Antenna Wm (240 Deg)) (Continued)

	Member Label	Direction	Magnitude [lb, k-ft]	Location [(ft, %)]
56	MP1A	Z	1.987	6.5
57	MP1A	Mx	0.002	6.5
58	MP1B	X	-3.442	1.5
59	MP1B	Z	1.987	1.5
60	MP1B	Mx	-0.002	1.5
61	MP1B	X	-3.442	6.5
62	MP1B	Z	1.987	6.5
63	MP1B	Mx	-0.002	6.5
64	MP1C	X	-5.617	1.5
65	MP1C	Z	3.243	1.5
66	MP1C	Mx	0.001	1.5
67	MP1C	X	-5.617	6.5
68	MP1C	Z	3.243	6.5
69	MP1C	Mx	0.001	6.5
70	MP4A	X	-3.442	1.5
71	MP4A	Z	1.987	1.5
72	MP4A	Mx	0.002	1.5
73	MP4A	X	-3.442	6.5
74	MP4A	Z	1.987	6.5
75	MP4A	Mx	0.002	6.5
76	MP4B	X	-3.442	1.5
77	MP4B	Z	1.987	1.5
78	MP4B	Mx	-0.002	1.5
79	MP4B	X	-3.442	6.5
80	MP4B	Z	1.987	6.5
81	MP4B	Mx	-0.002	6.5
82	MP4C	X	-5.617	1.5
83	MP4C	Z	3.243	1.5
84	MP4C	Mx	0.001	1.5
85	MP4C	X	-5.617	6.5
86	MP4C	Z	3.243	6.5
87	MP4C	Mx	0.001	6.5

Member Point Loads (BLC 36 : Antenna Wm (270 Deg))

	Member Label	Direction	Magnitude [lb, k-ft]	Location [(ft, %)]
1	MP3A	X	-1.421	3
2	MP3A	Z	0	3
3	MP3A	Mx	0.00071	3
4	MP3A	X	-1.421	5
5	MP3A	Z	0	5
6	MP3A	Mx	0.00071	5
7	MP3B	X	-1.421	3
8	MP3B	Z	0	3
9	MP3B	Mx	-0.00071	3
10	MP3B	X	-1.421	5
11	MP3B	Z	0	5
12	MP3B	Mx	-0.00071	5
13	MP3C	X	-3.965	3
14	MP3C	Z	0	3
15	MP3C	Mx	-0.000344	3
16	MP3C	X	-3.965	5
17	MP3C	Z	0	5
18	MP3C	Mx	-0.000344	5
19	OVP1	X	-6.655	1
20	OVP1	Z	0	1

Member Point Loads (BLC 36 : Antenna Wm (270 Deg)) (Continued)

	Member Label	Direction	Magnitude [lb, k-ft]	Location [(ft, %)]
21	OVP1	Mx	0	1
22	MP4A	X	-3.264	2
23	MP4A	Z	0	2
24	MP4A	Mx	0.002	2
25	MP4B	X	-3.264	2
26	MP4B	Z	0	2
27	MP4B	Mx	0.002	2
28	MP4C	X	-4.741	2
29	MP4C	Z	0	2
30	MP4C	Mx	0.000412	2
31	MP4A	X	-1.311	5
32	MP4A	Z	0	5
33	MP4A	Mx	-0.000655	5
34	MP4B	X	-1.311	5
35	MP4B	Z	0	5
36	MP4B	Mx	0.000655	5
37	MP4C	X	-0.958	5
38	MP4C	Z	0	5
39	MP4C	Mx	8.3e-5	5
40	MP1A	X	-2.79	2
41	MP1A	Z	0	2
42	MP1A	Mx	-0.001	2
43	MP1B	X	-2.79	2
44	MP1B	Z	0	2
45	MP1B	Mx	0.001	2
46	MP1C	X	-6.539	2
47	MP1C	Z	0	2
48	MP1C	Mx	0.000568	2
49	OVP2	X	-2.895	1
50	OVP2	Z	0	1
51	OVP2	Mx	0	1
52	MP1A	X	-2.982	1.5
53	MP1A	Z	0	1.5
54	MP1A	Mx	0.001	1.5
55	MP1A	X	-2.982	6.5
56	MP1A	Z	0	6.5
57	MP1A	Mx	0.001	6.5
58	MP1B	X	-2.982	1.5
59	MP1B	Z	0	1.5
60	MP1B	Mx	-0.001	1.5
61	MP1B	X	-2.982	6.5
62	MP1B	Z	0	6.5
63	MP1B	Mx	-0.001	6.5
64	MP1C	X	-6.83	1.5
65	MP1C	Z	0	1.5
66	MP1C	Mx	-0.000593	1.5
67	MP1C	X	-6.83	6.5
68	MP1C	Z	0	6.5
69	MP1C	Mx	-0.000593	6.5
70	MP4A	X	-2.982	1.5
71	MP4A	Z	0	1.5
72	MP4A	Mx	0.001	1.5
73	MP4A	X	-2.982	6.5
74	MP4A	Z	0	6.5
75	MP4A	Mx	0.001	6.5

Member Point Loads (BLC 36 : Antenna Wm (270 Deg)) (Continued)

	Member Label	Direction	Magnitude [lb, k-ft]	Location [(ft, %)]
76	MP4B	X	-2.982	1.5
77	MP4B	Z	0	1.5
78	MP4B	Mx	-0.001	1.5
79	MP4B	X	-2.982	6.5
80	MP4B	Z	0	6.5
81	MP4B	Mx	-0.001	6.5
82	MP4C	X	-6.83	1.5
83	MP4C	Z	0	1.5
84	MP4C	Mx	-0.000593	1.5
85	MP4C	X	-6.83	6.5
86	MP4C	Z	0	6.5
87	MP4C	Mx	-0.000593	6.5

Member Point Loads (BLC 37 : Antenna Wm (300 Deg))

	Member Label	Direction	Magnitude [lb, k-ft]	Location [(ft, %)]
1	MP3A	X	-1.798	3
2	MP3A	Z	-1.038	3
3	MP3A	Mx	0.000899	3
4	MP3A	X	-1.798	5
5	MP3A	Z	-1.038	5
6	MP3A	Mx	0.000899	5
7	MP3B	X	-1.798	3
8	MP3B	Z	-1.038	3
9	MP3B	Mx	-0.000899	3
10	MP3B	X	-1.798	5
11	MP3B	Z	-1.038	5
12	MP3B	Mx	-0.000899	5
13	MP3C	X	-2.564	3
14	MP3C	Z	-1.48	3
15	MP3C	Mx	-0.000951	3
16	MP3C	X	-2.564	5
17	MP3C	Z	-1.48	5
18	MP3C	Mx	-0.000951	5
19	OVP1	X	-5.343	1
20	OVP1	Z	-3.084	1
21	OVP1	Mx	0	1
22	MP4A	X	-3.156	2
23	MP4A	Z	-1.822	2
24	MP4A	Mx	0.002	2
25	MP4B	X	-3.156	2
26	MP4B	Z	-1.822	2
27	MP4B	Mx	0.002	2
28	MP4C	X	-3.6	2
29	MP4C	Z	-2.079	2
30	MP4C	Mx	0.001	2
31	MP4A	X	-1.056	5
32	MP4A	Z	-0.61	5
33	MP4A	Mx	-0.000528	5
34	MP4B	X	-1.056	5
35	MP4B	Z	-0.61	5
36	MP4B	Mx	0.000528	5
37	MP4C	X	-0.95	5
38	MP4C	Z	-0.549	5
39	MP4C	Mx	0.000353	5
40	MP1A	X	-3.253	2

Member Point Loads (BLC 37 : Antenna Wm (300 Deg)) (Continued)

	Member Label	Direction	Magnitude [lb, k-ft]	Location [(ft, %)]
41	MP1A	Z	-1.878	2
42	MP1A	Mx	-0.002	2
43	MP1B	X	-3.253	2
44	MP1B	Z	-1.878	2
45	MP1B	Mx	0.002	2
46	MP1C	X	-4.381	2
47	MP1C	Z	-2.529	2
48	MP1C	Mx	0.002	2
49	OVP2	X	-2.131	1
50	OVP2	Z	-1.231	1
51	OVP2	Mx	0	1
52	MP1A	X	-3.442	1.5
53	MP1A	Z	-1.987	1.5
54	MP1A	Mx	0.002	1.5
55	MP1A	X	-3.442	6.5
56	MP1A	Z	-1.987	6.5
57	MP1A	Mx	0.002	6.5
58	MP1B	X	-3.442	1.5
59	MP1B	Z	-1.987	1.5
60	MP1B	Mx	-0.002	1.5
61	MP1B	X	-3.442	6.5
62	MP1B	Z	-1.987	6.5
63	MP1B	Mx	-0.002	6.5
64	MP1C	X	-4.599	1.5
65	MP1C	Z	-2.655	1.5
66	MP1C	Mx	-0.002	1.5
67	MP1C	X	-4.599	6.5
68	MP1C	Z	-2.655	6.5
69	MP1C	Mx	-0.002	6.5
70	MP4A	X	-3.442	1.5
71	MP4A	Z	-1.987	1.5
72	MP4A	Mx	0.002	1.5
73	MP4A	X	-3.442	6.5
74	MP4A	Z	-1.987	6.5
75	MP4A	Mx	0.002	6.5
76	MP4B	X	-3.442	1.5
77	MP4B	Z	-1.987	1.5
78	MP4B	Mx	-0.002	1.5
79	MP4B	X	-3.442	6.5
80	MP4B	Z	-1.987	6.5
81	MP4B	Mx	-0.002	6.5
82	MP4C	X	-4.599	1.5
83	MP4C	Z	-2.655	1.5
84	MP4C	Mx	-0.002	1.5
85	MP4C	X	-4.599	6.5
86	MP4C	Z	-2.655	6.5
87	MP4C	Mx	-0.002	6.5

Member Point Loads (BLC 38 : Antenna Wm (330 Deg))

	Member Label	Direction	Magnitude [lb, k-ft]	Location [(ft, %)]
1	MP3A	X	-1.694	3
2	MP3A	Z	-2.934	3
3	MP3A	Mx	0.000847	3
4	MP3A	X	-1.694	5
5	MP3A	Z	-2.934	5

Member Point Loads (BLC 38 : Antenna Wm (330 Deg)) (Continued)

	Member Label	Direction	Magnitude [lb, k-ft]	Location [(ft, %)]
6	MP3A	Mx	0.000847	5
7	MP3B	X	-1.694	3
8	MP3B	Z	-2.934	3
9	MP3B	Mx	-0.000847	3
10	MP3B	X	-1.694	5
11	MP3B	Z	-2.934	5
12	MP3B	Mx	-0.000847	5
13	MP3C	X	-0.864	3
14	MP3C	Z	-1.496	3
15	MP3C	Mx	-0.000812	3
16	MP3C	X	-0.864	5
17	MP3C	Z	-1.496	5
18	MP3C	Mx	-0.000812	5
19	OVP1	X	-3.328	1
20	OVP1	Z	-5.764	1
21	OVP1	Mx	0	1
22	MP4A	X	-2.203	2
23	MP4A	Z	-3.816	2
24	MP4A	Mx	0.001	2
25	MP4B	X	-2.203	2
26	MP4B	Z	-3.816	2
27	MP4B	Mx	0.001	2
28	MP4C	X	-1.721	2
29	MP4C	Z	-2.981	2
30	MP4C	Mx	0.002	2
31	MP4A	X	-0.519	5
32	MP4A	Z	-0.899	5
33	MP4A	Mx	-0.000259	5
34	MP4B	X	-0.519	5
35	MP4B	Z	-0.899	5
36	MP4B	Mx	0.000259	5
37	MP4C	X	-0.634	5
38	MP4C	Z	-1.098	5
39	MP4C	Mx	0.000596	5
40	MP1A	X	-2.845	2
41	MP1A	Z	-4.927	2
42	MP1A	Mx	-0.001	2
43	MP1B	X	-2.845	2
44	MP1B	Z	-4.927	2
45	MP1B	Mx	0.001	2
46	MP1C	X	-1.621	2
47	MP1C	Z	-2.808	2
48	MP1C	Mx	0.002	2
49	OVP2	X	-1.448	1
50	OVP2	Z	-2.507	1
51	OVP2	Mx	0	1
52	MP1A	X	-2.979	1.5
53	MP1A	Z	-5.16	1.5
54	MP1A	Mx	0.001	1.5
55	MP1A	X	-2.979	6.5
56	MP1A	Z	-5.16	6.5
57	MP1A	Mx	0.001	6.5
58	MP1B	X	-2.979	1.5
59	MP1B	Z	-5.16	1.5
60	MP1B	Mx	-0.001	1.5

Member Point Loads (BLC 38 : Antenna Wm (330 Deg)) (Continued)

	Member Label	Direction	Magnitude [lb, k-ft]	Location [(ft, %)]
61	MP1B	X	-2.979	6.5
62	MP1B	Z	-5.16	6.5
63	MP1B	Mx	-0.001	6.5
64	MP1C	X	-1.723	1.5
65	MP1C	Z	-2.985	1.5
66	MP1C	Mx	-0.002	1.5
67	MP1C	X	-1.723	6.5
68	MP1C	Z	-2.985	6.5
69	MP1C	Mx	-0.002	6.5
70	MP4A	X	-2.979	1.5
71	MP4A	Z	-5.16	1.5
72	MP4A	Mx	0.001	1.5
73	MP4A	X	-2.979	6.5
74	MP4A	Z	-5.16	6.5
75	MP4A	Mx	0.001	6.5
76	MP4B	X	-2.979	1.5
77	MP4B	Z	-5.16	1.5
78	MP4B	Mx	-0.001	1.5
79	MP4B	X	-2.979	6.5
80	MP4B	Z	-5.16	6.5
81	MP4B	Mx	-0.001	6.5
82	MP4C	X	-1.723	1.5
83	MP4C	Z	-2.985	1.5
84	MP4C	Mx	-0.002	1.5
85	MP4C	X	-1.723	6.5
86	MP4C	Z	-2.985	6.5
87	MP4C	Mx	-0.002	6.5

Member Point Loads (BLC 77 : Lm1)

	Member Label	Direction	Magnitude [lb, k-ft]	Location [(ft, %)]
1	LM1	Y	-500	0

Member Point Loads (BLC 78 : Lm2)

	Member Label	Direction	Magnitude [lb, k-ft]	Location [(ft, %)]
1	LM2	Y	-500	0

Member Point Loads (BLC 79 : Lv1)

	Member Label	Direction	Magnitude [lb, k-ft]	Location [(ft, %)]
1	LV	Y	-250	%50

Member Point Loads (BLC 80 : Lv2)

	Member Label	Direction	Magnitude [lb, k-ft]	Location [(ft, %)]
1	LV	Y	-250	%100

Member Point Loads (BLC 81 : Antenna Ev)

	Member Label	Direction	Magnitude [lb, k-ft]	Location [(ft, %)]
1	MP3A	Y	-1.112	3
2	MP3A	My	-0.000556	3
3	MP3A	Mz	0	3

Member Point Loads (BLC 81 : Antenna Ev) (Continued)

	Member Label	Direction	Magnitude [lb, k-ft]	Location [(ft, %)]
4	MP3A	Y	-1.112	5
5	MP3A	My	-0.000556	5
6	MP3A	Mz	0	5
7	MP3B	Y	-1.112	3
8	MP3B	My	0.000556	3
9	MP3B	Mz	0	3
10	MP3B	Y	-1.112	5
11	MP3B	My	0.000556	5
12	MP3B	Mz	0	5
13	MP3C	Y	-1.112	3
14	MP3C	My	9.7e-5	3
15	MP3C	Mz	0.000548	3
16	MP3C	Y	-1.112	5
17	MP3C	My	9.7e-5	5
18	MP3C	Mz	0.000548	5
19	OVP1	Y	-1.242	1
20	OVP1	My	0	1
21	OVP1	Mz	0	1
22	MP4A	Y	-3.071	2
23	MP4A	My	-0.002	2
24	MP4A	Mz	0	2
25	MP4B	Y	-3.071	2
26	MP4B	My	-0.002	2
27	MP4B	Mz	0	2
28	MP4C	Y	-3.071	2
29	MP4C	My	-0.000267	2
30	MP4C	Mz	-0.002	2
31	MP4A	Y	-0.808	5
32	MP4A	My	0.000404	5
33	MP4A	Mz	0	5
34	MP4B	Y	-0.808	5
35	MP4B	My	-0.000404	5
36	MP4B	Mz	0	5
37	MP4C	Y	-0.808	5
38	MP4C	My	-7e-5	5
39	MP4C	Mz	-0.000398	5
40	MP1A	Y	-3.413	2
41	MP1A	My	0.002	2
42	MP1A	Mz	0	2
43	MP1B	Y	-3.413	2
44	MP1B	My	-0.002	2
45	MP1B	Mz	0	2
46	MP1C	Y	-3.413	2
47	MP1C	My	-0.000296	2
48	MP1C	Mz	-0.002	2
49	OVP2	Y	-0.617	1
50	OVP2	My	0	1
51	OVP2	Mz	0	1
52	MP1A	Y	-1.143	1.5
53	MP1A	My	-0.000572	1.5
54	MP1A	Mz	0	1.5
55	MP1A	Y	-1.143	6.5
56	MP1A	My	-0.000572	6.5
57	MP1A	Mz	0	6.5
58	MP1B	Y	-1.143	1.5

Member Point Loads (BLC 81 : Antenna Ev) (Continued)

	Member Label	Direction	Magnitude [lb, k-ft]	Location [(ft, %)]
59	MP1B	My	0.000572	1.5
60	MP1B	Mz	0	1.5
61	MP1B	Y	-1.143	6.5
62	MP1B	My	0.000572	6.5
63	MP1B	Mz	0	6.5
64	MP1C	Y	-1.143	1.5
65	MP1C	My	9.9e-5	1.5
66	MP1C	Mz	0.000563	1.5
67	MP1C	Y	-1.143	6.5
68	MP1C	My	9.9e-5	6.5
69	MP1C	Mz	0.000563	6.5
70	MP4A	Y	-1.143	1.5
71	MP4A	My	-0.000572	1.5
72	MP4A	Mz	0	1.5
73	MP4A	Y	-1.143	6.5
74	MP4A	My	-0.000572	6.5
75	MP4A	Mz	0	6.5
76	MP4B	Y	-1.143	1.5
77	MP4B	My	0.000572	1.5
78	MP4B	Mz	0	1.5
79	MP4B	Y	-1.143	6.5
80	MP4B	My	0.000572	6.5
81	MP4B	Mz	0	6.5
82	MP4C	Y	-1.143	1.5
83	MP4C	My	9.9e-5	1.5
84	MP4C	Mz	0.000563	1.5
85	MP4C	Y	-1.143	6.5
86	MP4C	My	9.9e-5	6.5
87	MP4C	Mz	0.000563	6.5

Member Point Loads (BLC 82 : Antenna Eh (0 Deg))

	Member Label	Direction	Magnitude [lb, k-ft]	Location [(ft, %)]
1	MP3A	Z	-2.781	3
2	MP3A	Mx	0	3
3	MP3A	Z	-2.781	5
4	MP3A	Mx	0	5
5	MP3B	Z	-2.781	3
6	MP3B	Mx	0	3
7	MP3B	Z	-2.781	5
8	MP3B	Mx	0	5
9	MP3C	Z	-2.781	3
10	MP3C	Mx	-0.001	3
11	MP3C	Z	-2.781	5
12	MP3C	Mx	-0.001	5
13	OVP1	Z	-3.106	1
14	OVP1	Mx	0	1
15	MP4A	Z	-7.678	2
16	MP4A	Mx	0	2
17	MP4B	Z	-7.678	2
18	MP4B	Mx	0	2
19	MP4C	Z	-7.678	2
20	MP4C	Mx	0.004	2
21	MP4A	Z	-2.019	5
22	MP4A	Mx	0	5
23	MP4B	Z	-2.019	5

Member Point Loads (BLC 82 : Antenna Eh (0 Deg)) (Continued)

	Member Label	Direction	Magnitude [lb, k-ft]	Location [(ft, %)]
24	MP4B	Mx	0	5
25	MP4C	Z	-2.019	5
26	MP4C	Mx	0.000994	5
27	MP1A	Z	-8.532	2
28	MP1A	Mx	0	2
29	MP1B	Z	-8.532	2
30	MP1B	Mx	0	2
31	MP1C	Z	-8.532	2
32	MP1C	Mx	0.004	2
33	OVP2	Z	-1.543	1
34	OVP2	Mx	0	1
35	MP1A	Z	-2.859	1.5
36	MP1A	Mx	0	1.5
37	MP1A	Z	-2.859	6.5
38	MP1A	Mx	0	6.5
39	MP1B	Z	-2.859	1.5
40	MP1B	Mx	0	1.5
41	MP1B	Z	-2.859	6.5
42	MP1B	Mx	0	6.5
43	MP1C	Z	-2.859	1.5
44	MP1C	Mx	-0.001	1.5
45	MP1C	Z	-2.859	6.5
46	MP1C	Mx	-0.001	6.5
47	MP4A	Z	-2.859	1.5
48	MP4A	Mx	0	1.5
49	MP4A	Z	-2.859	6.5
50	MP4A	Mx	0	6.5
51	MP4B	Z	-2.859	1.5
52	MP4B	Mx	0	1.5
53	MP4B	Z	-2.859	6.5
54	MP4B	Mx	0	6.5
55	MP4C	Z	-2.859	1.5
56	MP4C	Mx	-0.001	1.5
57	MP4C	Z	-2.859	6.5
58	MP4C	Mx	-0.001	6.5

Member Point Loads (BLC 83 : Antenna Eh (90 Deg))

	Member Label	Direction	Magnitude [lb, k-ft]	Location [(ft, %)]
1	MP3A	X	2.781	3
2	MP3A	Mx	-0.001	3
3	MP3A	X	2.781	5
4	MP3A	Mx	-0.001	5
5	MP3B	X	2.781	3
6	MP3B	Mx	0.001	3
7	MP3B	X	2.781	5
8	MP3B	Mx	0.001	5
9	MP3C	X	2.781	3
10	MP3C	Mx	0.000241	3
11	MP3C	X	2.781	5
12	MP3C	Mx	0.000241	5
13	OVP1	X	3.106	1
14	OVP1	Mx	0	1
15	MP4A	X	7.678	2
16	MP4A	Mx	-0.004	2
17	MP4B	X	7.678	2

Member Point Loads (BLC 83 : Antenna Eh (90 Deg)) (Continued)

	Member Label	Direction	Magnitude [lb, k-ft]	Location [(ft, %)]
18	MP4B	Mx	-0.004	2
19	MP4C	X	7.678	2
20	MP4C	Mx	-0.000667	2
21	MP4A	X	2.019	5
22	MP4A	Mx	0.001	5
23	MP4B	X	2.019	5
24	MP4B	Mx	-0.001	5
25	MP4C	X	2.019	5
26	MP4C	Mx	-0.000175	5
27	MP1A	X	8.532	2
28	MP1A	Mx	0.004	2
29	MP1B	X	8.532	2
30	MP1B	Mx	-0.004	2
31	MP1C	X	8.532	2
32	MP1C	Mx	-0.000741	2
33	OVP2	X	1.543	1
34	OVP2	Mx	0	1
35	MP1A	X	2.859	1.5
36	MP1A	Mx	-0.001	1.5
37	MP1A	X	2.859	6.5
38	MP1A	Mx	-0.001	6.5
39	MP1B	X	2.859	1.5
40	MP1B	Mx	0.001	1.5
41	MP1B	X	2.859	6.5
42	MP1B	Mx	0.001	6.5
43	MP1C	X	2.859	1.5
44	MP1C	Mx	0.000248	1.5
45	MP1C	X	2.859	6.5
46	MP1C	Mx	0.000248	6.5
47	MP4A	X	2.859	1.5
48	MP4A	Mx	-0.001	1.5
49	MP4A	X	2.859	6.5
50	MP4A	Mx	-0.001	6.5
51	MP4B	X	2.859	1.5
52	MP4B	Mx	0.001	1.5
53	MP4B	X	2.859	6.5
54	MP4B	Mx	0.001	6.5
55	MP4C	X	2.859	1.5
56	MP4C	Mx	0.000248	1.5
57	MP4C	X	2.859	6.5
58	MP4C	Mx	0.000248	6.5

Member Area Loads (BLC 39 : Structure D)

	Node A	Node B	Node C	Node D	Direction	Load	Direction A	Magnitude [ksf]	Magnitude [ksf]	Magnitude [ksf]	Magnitude [ksf]	Exclude Braces
1	N7	N6	N87C	N87B	Y	Two Way	-0.005	-0.005	-0.005	-0.005	-0.005	Yes
2	N139	N140	N180A	N178	Y	Two Way	-0.005	-0.005	-0.005	-0.005	-0.005	Yes
3	N73	N72	N111	N113	Y	Two Way	-0.005	-0.005	-0.005	-0.005	-0.005	Yes

Member Area Loads (BLC 40 : Structure Di)

	Node A	Node B	Node C	Node D	Direction	Load	Direction A	Magnitude [ksf]	Magnitude [ksf]	Magnitude [ksf]	Magnitude [ksf]	Exclude Braces
1	N7	N6	N87C	N87B	Y	Two Way	-0.01	-0.01	-0.01	-0.01	-0.01	Yes
2	N139	N140	N180A	N178	Y	Two Way	-0.01	-0.01	-0.01	-0.01	-0.01	Yes
3	N73	N72	N111	N113	Y	Two Way	-0.01	-0.01	-0.01	-0.01	-0.01	Yes

Member Area Loads (BLC 84 : Structure Ev)

Node A	Node B	Node C	Node D	Direction	Load Direction	A Magnitude [ksf]	B Magnitude [ksf]	C Magnitude [ksf]	D Magnitude [ksf]	Exclude Braces	
1	N7	N6	N87C	N87B	Y	Two Way	-0.000202	-0.000202	-0.000202	-0.000202	Yes
2	N139	N140	N180A	N178	Y	Two Way	-0.000202	-0.000202	-0.000202	-0.000202	Yes
3	N73	N72	N111	N113	Y	Two Way	-0.000202	-0.000202	-0.000202	-0.000202	Yes

Member Area Loads (BLC 85 : Structure Eh (0 Deg))

Node A	Node B	Node C	Node D	Direction	Load Direction	A Magnitude [ksf]	B Magnitude [ksf]	C Magnitude [ksf]	D Magnitude [ksf]	Exclude Braces	
1	N7	N6	N87C	N87B	Z	Two Way	-0.000505	-0.000505	-0.000505	-0.000505	Yes
2	N139	N140	N180A	N178	Z	Two Way	-0.000505	-0.000505	-0.000505	-0.000505	Yes
3	N73	N72	N111	N113	Z	Two Way	-0.000505	-0.000505	-0.000505	-0.000505	Yes

Member Area Loads (BLC 86 : Structure Eh (90 Deg))

Node A	Node B	Node C	Node D	Direction	Load Direction	A Magnitude [ksf]	B Magnitude [ksf]	C Magnitude [ksf]	D Magnitude [ksf]	Exclude Braces	
1	N7	N6	N87C	N87B	X	Two Way	0.000505	0.000505	0.000505	0.000505	Yes
2	N139	N140	N180A	N178	X	Two Way	0.000505	0.000505	0.000505	0.000505	Yes
3	N73	N72	N111	N113	X	Two Way	0.000505	0.000505	0.000505	0.000505	Yes

Envelope Node Reactions

Node Label	X [lb]	LC	Y [lb]	LC	Z [lb]	LC	MX [k-ft]	LC	MY [k-ft]	LC	MZ [k-ft]	LC		
1	N3	max	840.929	10	163.014	7	3991.689	1	0.185	18	1.575	4	0.035	39
2		min	-836.614	4	-21.734	1	-1324.721	7	0.029	49	-1.601	10	-0.107	33
3	N182A	max	38.596	10	2039.89	13	-1005.978	7	0	75	0	4	0	10
4		min	-38.643	4	659.505	7	-3067.081	13	0	1	0	10	0	4
5	N70	max	3385.654	9	223.081	49	878.727	2	0.041	1	1.786	12	0.266	42
6		min	-999.749	3	-202.138	45	-2230.457	8	-0.379	49	-1.772	6	-0.158	24
7	N129	max	-899.885	3	2118.073	45	1611.003	45	0	6	0	48	0	48
8		min	-2790.499	45	681.1	3	519.559	3	0	48	0	6	0	6
9	N137	max	791.781	11	173.182	49	443.624	11	0.051	7	1.325	8	0.152	22
10		min	-3170.811	5	-248.326	29	-1820.191	5	-0.309	49	-1.338	2	-0.258	28
11	N196	max	2781.163	29	2111.052	29	1605.626	29	0	8	0	8	0	8
12		min	900.347	74	689.112	74	519.813	74	0	26	0	26	0	26
13	Totals:	max	4015.016	10	6356.221	24	4528.257	1						
14		min	-4015.017	4	2257.715	69	-4528.26	7						

Node Reactions

LC	Node Label	X [lb]	Y [lb]	Z [lb]	MX [k-ft]	MY [k-ft]	MZ [k-ft]	
1	1	N3	-13.015	-21.734	3991.689	0.076	0.251	-0.059
2	1	N182A	0.463	1286.362	-1926.826	0	0	0
3	1	N70	270.979	148.007	851.266	0.041	1.478	-0.122
4	1	N129	-1075.738	826.372	654.969	0	0	0
5	1	N137	-284.862	60.452	286.067	-0.069	-0.597	0.088
6	1	N196	1102.186	846.556	671.093	0	0	0
7	1	Totals:	0.013	3146.016	4528.257			
8	1	COG (ft):	X: -0.03	Y: 0.575	Z: -0.001			
9	2	N3	-206.947	-11.309	3663.549	0.085	0.275	-0.015
10	2	N182A	-12.424	1240.88	-1855.494	0	0	0
11	2	N70	-794.772	190.265	878.727	0.014	0.369	-0.077
12	2	N129	-928.636	706.462	550.614	0	0	0
13	2	N137	-1581.858	25.235	-131.266	-0.053	-1.338	0.04
14	2	N196	1279.097	994.481	783.309	0	0	0

Node Reactions (Continued)

	LC	Node Label	X [lb]	Y [lb]	Z [lb]	MX [k-ft]	MY [k-ft]	MZ [k-ft]
15	2	Totals:	-2245.54	3146.014	3889.439			
16	2	COG (ft):	X: -0.03	Y: 0.575	Z: -0.001			
17	3	N3	-592.63	21.845	2610.153	0.083	0.959	0.017
18	3	N182A	-29.533	1116.244	-1668.588	0	0	0
19	3	N70	-999.749	200.417	631.311	-0.057	0.002	-0.029
20	3	N129	-899.885	681.1	519.559	0	0	0
21	3	N137	-2593.725	-3.414	-845.424	-0.02	-0.963	0.01
22	3	N196	1448.335	1129.822	870.257	0	0	0
23	3	Totals:	-3667.186	3146.013	2117.268			
24	3	COG (ft):	X: -0.03	Y: 0.575	Z: -0.001			
25	4	N3	-836.614	65.087	1237.268	0.088	1.575	0.011
26	4	N182A	-38.643	968.093	-1458.897	0	0	0
27	4	N70	-681.255	176.749	269.31	-0.128	0.043	-0.005
28	4	N129	-984.001	738.588	553.29	0	0	0
29	4	N137	-3039.294	-16.522	-1519.219	0.013	-0.067	0.005
30	4	N196	1564.79	1214.017	918.239	0	0	0
31	4	Totals:	-4015.017	3146.012	-0.009			
32	4	COG (ft):	X: -0.03	Y: 0.575	Z: -0.001			
33	5	N3	-610.929	108.979	-9.224	0.106	1.034	-0.001
34	5	N182A	-29.716	828.612	-1262.545	0	0	0
35	5	N70	-184.634	130.749	-490.641	-0.165	-0.765	0.003
36	5	N129	-1134.349	848.157	620.302	0	0	0
37	5	N137	-3170.811	-21.185	-1820.191	0.035	0.085	0.009
38	5	N196	1621.188	1250.699	936.205	0	0	0
39	5	Totals:	-3509.252	3146.011	-2026.094			
40	5	COG (ft):	X: -0.03	Y: 0.575	Z: -0.001			
41	6	N3	-204.657	145.654	-918.293	0.117	0.018	0.002
42	6	N182A	-12.809	712.894	-1089.4	0	0	0
43	6	N70	747.383	73.815	-1537.868	-0.186	-1.772	0.006
44	6	N129	-1323.514	998.854	719.789	0	0	0
45	6	N137	-2962.879	-17.626	-1815.82	0.048	-0.054	0.024
46	6	N196	1602.106	1232.419	910.081	0	0	0
47	6	Totals:	-2154.37	3146.011	-3731.512			
48	6	COG (ft):	X: -0.03	Y: 0.575	Z: -0.001			
49	7	N3	14.71	163.014	-1324.721	0.108	-0.273	-0.013
50	7	N182A	-0.252	659.505	-1005.978	0	0	0
51	7	N70	2123.227	16.212	-2207.782	-0.198	-1.459	-0.011
52	7	N129	-1525.02	1165.574	847.155	0	0	0
53	7	N137	-2101.536	3.754	-1661.947	0.051	0.58	0.061
54	7	N196	1488.857	1137.952	825.014	0	0	0
55	7	Totals:	-0.014	3146.011	-4528.26			
56	7	COG (ft):	X: -0.03	Y: 0.575	Z: -0.001			
57	8	N3	214.769	152.357	-995.998	0.099	-0.303	-0.058
58	8	N182A	12.529	705.119	-1077.474	0	0	0
59	8	N70	3184.074	-25.737	-2230.457	-0.172	-0.35	-0.056
60	8	N129	-1672.147	1285.317	951.114	0	0	0
61	8	N137	-805.85	38.807	-1249.356	0.035	1.325	0.109
62	8	N196	1312.164	990.149	712.73	0	0	0
63	8	Totals:	2245.539	3146.012	-3889.441			
64	8	COG (ft):	X: -0.03	Y: 0.575	Z: -0.001			
65	9	N3	599.369	118.819	60.56	0.101	-0.987	-0.089
66	9	N182A	29.776	829.983	-1264.65	0	0	0
67	9	N70	3385.654	-35.899	-1985.396	-0.101	0.012	-0.104
68	9	N129	-1701.096	1310.757	982.098	0	0	0
69	9	N137	210.553	67.659	-535.374	0.002	0.956	0.139

Node Reactions (Continued)

	LC	Node Label	X [lb]	Y [lb]	Z [lb]	MX [k-ft]	MY [k-ft]	MZ [k-ft]
70	9	N196	1142.929	854.695	625.492	0	0	0
71	9	Totals:	3667.185	3146.013	-2117.27			
72	9	COG (ft):	X: -0.03	Y: 0.575	Z: -0.001			
73	10	N3	840.929	75.453	1435.39	0.096	-1.601	-0.082
74	10	N182A	38.596	978.232	-1474.461	0	0	0
75	10	N70	3064.693	-12.5	-1626.371	-0.03	-0.033	-0.128
76	10	N129	-1617.099	1253.428	948.554	0	0	0
77	10	N137	661.751	81.065	139.222	-0.032	0.059	0.144
78	10	N196	1026.145	770.336	577.673	0	0	0
79	10	Totals:	4015.016	3146.014	0.007			
80	10	COG (ft):	X: -0.03	Y: 0.575	Z: -0.001			
81	11	N3	613.381	31.715	2678.942	0.077	-1.054	-0.071
82	11	N182A	29.384	1117.589	-1670.656	0	0	0
83	11	N70	2572.065	33.262	-866.848	0.008	0.776	-0.136
84	11	N129	-1467.004	1143.977	881.343	0	0	0
85	11	N137	791.781	85.9	443.624	-0.053	-0.097	0.14
86	11	N196	969.643	733.572	559.688	0	0	0
87	11	Totals:	3509.251	3146.015	2026.092			
88	11	COG (ft):	X: -0.03	Y: 0.575	Z: -0.001			
89	12	N3	203.703	-4.606	3585.046	0.067	-0.037	-0.074
90	12	N182A	12.85	1233.079	-1843.521	0	0	0
91	12	N70	1647.095	90.153	178.784	0.029	1.786	-0.139
92	12	N129	-1277.717	993.291	782.037	0	0	0
93	12	N137	579.596	82.207	443.462	-0.066	0.037	0.126
94	12	N196	988.842	751.892	585.702	0	0	0
95	12	Totals:	2154.369	3146.016	3731.51			
96	12	COG (ft):	X: -0.03	Y: 0.575	Z: -0.001			
97	13	N3	10.363	115.861	3382.788	0.171	0.009	-0.073
98	13	N182A	0.047	2039.89	-3067.081	0	0	0
99	13	N70	2146.89	210.53	-963.842	-0.14	0.382	-0.155
100	13	N129	-2565.139	1968.347	1488.797	0	0	0
101	13	N137	-2158.219	52.455	-1097.407	-0.034	-0.232	0.134
102	13	N196	2566.062	1969.138	1489.642	0	0	0
103	13	Totals:	0.003	6356.221	1232.897			
104	13	COG (ft):	X: -0.043	Y: 0.518	Z: 0.004			
105	14	N3	-46.881	118.229	3295.894	0.173	0.042	-0.066
106	14	N182A	-2.851	2028.519	-3048.968	0	0	0
107	14	N70	1862.91	220.691	-944.701	-0.146	0.115	-0.145
108	14	N129	-2527.311	1937.931	1462.305	0	0	0
109	14	N137	-2510.611	44.217	-1219.782	-0.031	-0.407	0.122
110	14	N196	2611.088	2006.634	1518.152	0	0	0
111	14	Totals:	-613.655	6356.221	1062.9			
112	14	COG (ft):	X: -0.043	Y: 0.518	Z: 0.004			
113	15	N3	-152.484	126.169	3023.529	0.174	0.243	-0.061
114	15	N182A	-7.028	1997.518	-3002.058	0	0	0
115	15	N70	1790.238	222.825	-993.392	-0.162	0.031	-0.133
116	15	N129	-2518.41	1930.613	1453.95	0	0	0
117	15	N137	-2793.402	37.458	-1430.508	-0.022	-0.287	0.115
118	15	N196	2655.046	2041.638	1540.867	0	0	0
119	15	Totals:	-1026.04	6356.22	592.388			
120	15	COG (ft):	X: -0.043	Y: 0.518	Z: 0.004			
121	16	N3	-217.123	136.681	2646.472	0.177	0.403	-0.062
122	16	N182A	-9.265	1959.488	-2947.988	0	0	0
123	16	N70	1859.708	217.129	-1093.901	-0.177	0.011	-0.128
124	16	N129	-2538.92	1944.513	1462.414	0	0	0

Node Reactions (Continued)

	LC	Node Label	X [lb]	Y [lb]	Z [lb]	MX [k-ft]	MY [k-ft]	MZ [k-ft]
125	16	N137	-2928.81	34.1	-1621.418	-0.013	-0.054	0.113
126	16	N196	2686.627	2064.309	1554.417	0	0	0
127	16	Totals:	-1147.783	6356.22	-0.005			
128	16	COG (ft):	X: -0.043	Y: 0.518	Z: 0.004			
129	17	N3	-158.003	147.053	2290.446	0.182	0.26	-0.064
130	17	N182A	-7	1923.307	-2896.76	0	0	0
131	17	N70	2007.807	206.265	-1307.132	-0.186	-0.207	-0.126
132	17	N129	-2578.123	1972.892	1480.268	0	0	0
133	17	N137	-2964.659	32.97	-1703.027	-0.006	-0.003	0.115
134	17	N196	2701.143	2073.733	1559.52	0	0	0
135	17	Totals:	-998.835	6356.22	-576.686			
136	17	COG (ft):	X: -0.043	Y: 0.518	Z: 0.004			
137	18	N3	-51.844	155.39	2043.077	0.185	0.01	-0.062
138	18	N182A	-2.944	1894.37	-2853.025	0	0	0
139	18	N70	2283.339	192.381	-1578.825	-0.191	-0.425	-0.125
140	18	N129	-2627.402	2011.981	1506.303	0	0	0
141	18	N137	-2893.34	34.246	-1705.347	-0.001	0	0.121
142	18	N196	2694.232	2067.852	1552.117	0	0	0
143	18	Totals:	-597.958	6356.219	-1035.7			
144	18	COG (ft):	X: -0.043	Y: 0.518	Z: 0.004			
145	19	N3	7.683	159.344	1945.941	0.184	-0.064	-0.064
146	19	N182A	-0.155	1881.749	-2832.996	0	0	0
147	19	N70	2657.282	178.07	-1748.104	-0.194	-0.315	-0.129
148	19	N129	-2678.776	2054.315	1538.677	0	0	0
149	19	N137	-2650.019	39.655	-1666.256	0.001	0.19	0.131
150	19	N196	2663.982	2043.087	1529.835	0	0	0
151	19	Totals:	-0.004	6356.22	-1232.902			
152	19	COG (ft):	X: -0.043	Y: 0.518	Z: 0.004			
153	20	N3	65.336	156.958	2032.896	0.182	-0.097	-0.071
154	20	N182A	2.74	1893.13	-2851.122	0	0	0
155	20	N70	2940.937	167.934	-1766.916	-0.188	-0.049	-0.139
156	20	N129	-2716.6	2084.716	1565.142	0	0	0
157	20	N137	-2297.733	47.881	-1544.223	-0.003	0.366	0.143
158	20	N196	2618.974	2005.6	1501.318	0	0	0
159	20	Totals:	613.654	6356.22	-1062.906			
160	20	COG (ft):	X: -0.043	Y: 0.518	Z: 0.004			
161	21	N3	170.842	148.99	2305.552	0.181	-0.298	-0.076
162	21	N182A	6.93	1924.149	-2898.054	0	0	0
163	21	N70	3013.356	165.805	-1718.435	-0.172	0.035	-0.15
164	21	N129	-2725.508	2092.035	1573.491	0	0	0
165	21	N137	-2014.596	54.655	-1333.528	-0.012	0.247	0.151
166	21	N196	2575.015	1970.587	1478.581	0	0	0
167	21	Totals:	1026.039	6356.22	-592.394			
168	21	COG (ft):	X: -0.043	Y: 0.518	Z: 0.004			
169	22	N3	235.279	138.468	2682.803	0.178	-0.458	-0.075
170	22	N182A	9.147	1962.186	-2952.133	0	0	0
171	22	N70	2943.737	171.483	-1618.194	-0.156	0.055	-0.155
172	22	N129	-2705.009	2078.146	1565.036	0	0	0
173	22	N137	-1878.778	58.037	-1142.55	-0.021	0.013	0.152
174	22	N196	2543.408	1947.901	1465.038	0	0	0
175	22	Totals:	1147.782	6356.221	-0.001			
176	22	COG (ft):	X: -0.043	Y: 0.518	Z: 0.004			
177	23	N3	175.983	128.109	3038.594	0.173	-0.315	-0.074
178	23	N182A	6.861	1998.357	-3003.347	0	0	0
179	23	N70	2795.974	182.325	-1405.018	-0.148	0.273	-0.157

Node Reactions (Continued)

	LC	Node Label	X [lb]	Y [lb]	Z [lb]	MX [k-ft]	MY [k-ft]	MZ [k-ft]
180	23	N129	-2665.827	2049.779	1547.172	0	0	0
181	23	N137	-1843.039	59.182	-1060.655	-0.028	-0.038	0.15
182	23	N196	2528.881	1938.47	1459.933	0	0	0
183	23	Totals:	998.834	6356.221	576.68			
184	23	COG (ft):	X: -0.043	Y: 0.518	Z: 0.004			
185	24	N3	69.627	119.799	3285.681	0.17	-0.064	-0.076
186	24	N182A	2.826	2027.276	-3047.06	0	0	0
187	24	N70	2520.897	196.203	-1133.372	-0.143	0.49	-0.158
188	24	N129	-2616.543	2010.693	1521.154	0	0	0
189	24	N137	-1914.651	57.893	-1058.046	-0.033	-0.041	0.145
190	24	N196	2535.8	1944.357	1467.336	0	0	0
191	24	Totals:	597.957	6356.221	1035.695			
192	24	COG (ft):	X: -0.043	Y: 0.518	Z: 0.004			
193	25	N3	-8.457	29.413	1391.626	0.055	0.029	-0.105
194	25	N182A	0.036	961.816	-1448.099	0	0	0
195	25	N70	1012.39	134.459	-529.489	-0.105	0.069	-0.104
196	25	N129	-1207.776	926.168	699.276	0	0	0
197	25	N137	-2547.536	-243.678	-1442.834	-0.116	-0.036	-0.253
198	25	N196	2751.346	2087.831	1590.346	0	0	0
199	25	Totals:	0.003	3896.009	260.826			
200	25	COG (ft):	X: 1.083	Y: 0.464	Z: 0.733			
201	26	N3	-19.799	30.017	1372.706	0.055	0.031	-0.102
202	26	N182A	-0.703	959.196	-1443.99	0	0	0
203	26	N70	951.139	136.886	-528.026	-0.106	0.005	-0.101
204	26	N129	-1199.305	919.266	693.272	0	0	0
205	26	N137	-2622.204	-245.677	-1466.681	-0.115	-0.079	-0.256
206	26	N196	2761.531	2096.321	1596.747	0	0	0
207	26	Totals:	-129.341	3896.009	224.028			
208	26	COG (ft):	X: 1.083	Y: 0.464	Z: 0.733			
209	27	N3	-41.984	31.94	1311.938	0.055	0.07	-0.101
210	27	N182A	-1.694	952.012	-1433.219	0	0	0
211	27	N70	939.423	137.467	-542.212	-0.11	-0.016	-0.098
212	27	N129	-1197.644	917.803	691.485	0	0	0
213	27	N137	-2680.572	-247.309	-1507.818	-0.113	-0.058	-0.258
214	27	N196	2771.241	2104.096	1601.776	0	0	0
215	27	Totals:	-211.229	3896.009	121.95			
216	27	COG (ft):	X: 1.083	Y: 0.464	Z: 0.733			
217	28	N3	-55.968	34.436	1232.803	0.055	0.105	-0.101
218	28	N182A	-2.212	943.476	-1421.139	0	0	0
219	28	N70	957.831	136.108	-562.979	-0.114	-0.014	-0.097
220	28	N129	-1202.482	921.107	693.421	0	0	0
221	28	N137	-2706.346	-248.058	-1546.7	-0.111	-0.006	-0.258
222	28	N196	2777.915	2108.939	1604.588	0	0	0
223	28	Totals:	-231.263	3896.009	-0.005			
224	28	COG (ft):	X: 1.083	Y: 0.464	Z: 0.733			
225	29	N3	-42.919	36.964	1161.083	0.056	0.074	-0.102
226	29	N182A	-1.689	935.444	-1409.831	0	0	0
227	29	N70	986.325	133.463	-606.731	-0.116	-0.06	-0.096
228	29	N129	-1211.132	927.412	697.281	0	0	0
229	29	N137	-2713.879	-248.326	-1564.134	-0.11	0.003	-0.258
230	29	N196	2781.163	2111.052	1605.626	0	0	0
231	29	Totals:	-202.131	3896.009	-116.705			
232	29	COG (ft):	X: 1.083	Y: 0.464	Z: 0.733			
233	30	N3	-19.43	39.075	1108.795	0.057	0.016	-0.101
234	30	N182A	-0.724	928.781	-1399.86	0	0	0

Node Reactions (Continued)

	LC	Node Label	X [lb]	Y [lb]	Z [lb]	MX [k-ft]	MY [k-ft]	MZ [k-ft]
235	30	N70	1039.818	130.179	-667.002	-0.118	-0.119	-0.096
236	30	N129	-1222.029	936.089	703.001	0	0	0
237	30	N137	-2701.803	-248.12	-1563.989	-0.109	-0.005	-0.257
238	30	N196	2780.077	2110.004	1604.112	0	0	0
239	30	Totals:	-124.091	3896.009	-214.943			
240	30	COG (ft):	X: 1.083	Y: 0.464	Z: 0.733			
241	31	N3	-6.867	40.077	1085.378	0.057	-0.001	-0.102
242	31	N182A	-0.005	925.705	-1395.052	0	0	0
243	31	N70	1119.073	126.848	-705.66	-0.118	-0.101	-0.097
244	31	N129	-1233.646	945.697	710.33	0	0	0
245	31	N137	-2652.099	-246.893	-1555.083	-0.109	0.032	-0.255
246	31	N196	2773.547	2104.575	1599.253	0	0	0
247	31	Totals:	0.002	3896.009	-260.835			
248	31	COG (ft):	X: 1.083	Y: 0.464	Z: 0.733			
249	32	N3	4.496	39.472	1104.3	0.056	-0.003	-0.105
250	32	N182A	0.734	928.325	-1399.161	0	0	0
251	32	N70	1180.307	124.421	-707.107	-0.117	-0.037	-0.1
252	32	N129	-1242.117	952.599	716.332	0	0	0
253	32	N137	-2577.436	-244.894	-1531.252	-0.11	0.074	-0.252
254	32	N196	2763.362	2096.085	1592.851	0	0	0
255	32	Totals:	129.346	3896.009	-224.036			
256	32	COG (ft):	X: 1.083	Y: 0.464	Z: 0.733			
257	33	N3	26.676	37.549	1165.078	0.056	-0.042	-0.107
258	33	N182A	1.725	935.51	-1409.933	0	0	0
259	33	N70	1192.012	123.84	-692.929	-0.113	-0.016	-0.103
260	33	N129	-1243.779	954.062	718.119	0	0	0
261	33	N137	-2519.053	-243.262	-1490.115	-0.112	0.053	-0.25
262	33	N196	2753.653	2088.31	1587.821	0	0	0
263	33	Totals:	211.235	3896.009	-121.959			
264	33	COG (ft):	X: 1.083	Y: 0.464	Z: 0.733			
265	34	N3	40.652	35.052	1244.22	0.056	-0.078	-0.106
266	34	N182A	2.242	944.046	-1422.014	0	0	0
267	34	N70	1173.596	125.199	-672.172	-0.109	-0.018	-0.104
268	34	N129	-1238.941	950.758	716.183	0	0	0
269	34	N137	-2493.259	-242.512	-1451.23	-0.114	0.001	-0.25
270	34	N196	2746.978	2083.466	1585.009	0	0	0
271	34	Totals:	231.268	3896.009	-0.004			
272	34	COG (ft):	X: 1.083	Y: 0.464	Z: 0.733			
273	35	N3	27.597	32.524	1315.93	0.055	-0.046	-0.106
274	35	N182A	1.719	952.078	-1433.321	0	0	0
275	35	N70	1145.115	127.843	-628.422	-0.106	0.028	-0.104
276	35	N129	-1230.292	944.454	712.323	0	0	0
277	35	N137	-2485.731	-242.243	-1433.786	-0.115	-0.008	-0.25
278	35	N196	2743.729	2081.353	1583.972	0	0	0
279	35	Totals:	202.136	3896.009	116.696			
280	35	COG (ft):	X: 1.083	Y: 0.464	Z: 0.733			
281	36	N3	4.097	30.415	1368.208	0.054	0.012	-0.106
282	36	N182A	0.754	958.74	-1443.291	0	0	0
283	36	N70	1091.646	131.126	-568.155	-0.105	0.086	-0.105
284	36	N129	-1219.394	935.776	706.603	0	0	0
285	36	N137	-2497.821	-242.45	-1433.916	-0.116	0	-0.251
286	36	N196	2744.815	2082.401	1585.485	0	0	0
287	36	Totals:	124.096	3896.009	214.934			
288	36	COG (ft):	X: 1.083	Y: 0.464	Z: 0.733			
289	37	N3	11.152	29.408	1391.616	0.055	-0.023	0.03

Node Reactions (Continued)

	LC	Node Label	X [lb]	Y [lb]	Z [lb]	MX [k-ft]	MY [k-ft]	MZ [k-ft]
290	37	N182A	-0.022	961.811	-1448.091	0	0	0
291	37	N70	2549.423	-191.612	-1399.637	-0.175	0.088	0.259
292	37	N129	-2754.597	2090.24	1592.105	0	0	0
293	37	N137	-1010.528	82.398	-572.636	-0.045	-0.017	0.109
294	37	N196	1204.567	923.768	697.475	0	0	0
295	37	Totals:	-0.004	3896.014	260.832			
296	37	COG (ft):	X: -1.131	Y: 0.464	Z: 0.733			
297	38	N3	-0.19	30.023	1372.699	0.055	-0.021	0.033
298	38	N182A	-0.761	959.184	-1443.972	0	0	0
299	38	N70	2488.15	-189.2	-1398.264	-0.177	0.024	0.262
300	38	N129	-2746.1	2083.355	1586.182	0	0	0
301	38	N137	-1085.195	80.366	-596.555	-0.044	-0.06	0.107
302	38	N196	1214.747	932.284	703.942	0	0	0
303	38	Totals:	-129.349	3896.014	224.033			
304	38	COG (ft):	X: -1.131	Y: 0.464	Z: 0.733			
305	39	N3	-22.374	31.953	1311.934	0.055	0.018	0.035
306	39	N182A	-1.751	951.996	-1433.194	0	0	0
307	39	N70	2476.427	-188.612	-1412.472	-0.181	0.003	0.264
308	39	N129	-2744.429	2081.893	1584.411	0	0	0
309	39	N137	-1143.603	78.704	-637.679	-0.043	-0.038	0.105
310	39	N196	1224.493	940.081	708.955	0	0	0
311	39	Totals:	-211.237	3896.014	121.955			
312	39	COG (ft):	X: -1.131	Y: 0.464	Z: 0.733			
313	40	N3	-36.359	34.452	1232.8	0.055	0.054	0.034
314	40	N182A	-2.269	943.458	-1421.11	0	0	0
315	40	N70	2494.841	-189.96	-1433.23	-0.185	0.006	0.266
316	40	N129	-2749.272	2085.194	1586.335	0	0	0
317	40	N137	-1169.42	77.937	-676.504	-0.041	0.013	0.104
318	40	N196	1231.209	944.934	711.71	0	0	0
319	40	Totals:	-231.271	3896.014	0			
320	40	COG (ft):	X: -1.131	Y: 0.464	Z: 0.733			
321	41	N3	-23.312	36.978	1161.08	0.056	0.023	0.034
322	41	N182A	-1.746	935.427	-1409.805	0	0	0
323	41	N70	2523.304	-192.59	-1477.032	-0.187	-0.041	0.266
324	41	N129	-2757.89	2091.491	1590.245	0	0	0
325	41	N137	-1176.951	77.661	-693.93	-0.039	0.022	0.105
326	41	N196	1234.456	947.045	712.742	0	0	0
327	41	Totals:	-202.139	3896.014	-116.699			
328	41	COG (ft):	X: -1.131	Y: 0.464	Z: 0.733			
329	42	N3	0.177	39.082	1108.791	0.057	-0.036	0.034
330	42	N182A	-0.78	928.77	-1399.843	0	0	0
331	42	N70	2576.739	-195.843	-1537.356	-0.188	-0.099	0.266
332	42	N129	-2768.73	2100.148	1596.021	0	0	0
333	42	N137	-1164.856	77.866	-693.792	-0.039	0.014	0.106
334	42	N196	1233.352	945.991	711.241	0	0	0
335	42	Totals:	-124.098	3896.014	-214.938			
336	42	COG (ft):	X: -1.131	Y: 0.464	Z: 0.733			
337	43	N3	12.741	40.073	1085.372	0.057	-0.053	0.033
338	43	N182A	-0.061	925.701	-1395.047	0	0	0
339	43	N70	2655.976	-199.14	-1575.969	-0.189	-0.081	0.265
340	43	N129	-2780.331	2109.726	1603.311	0	0	0
341	43	N137	-1115.159	79.109	-684.827	-0.038	0.051	0.108
342	43	N196	1226.828	940.544	706.33	0	0	0
343	43	Totals:	-0.006	3896.014	-260.83			
344	43	COG (ft):	X: -1.131	Y: 0.464	Z: 0.733			

Node Reactions (Continued)

	LC	Node Label	X [lb]	Y [lb]	Z [lb]	MX [k-ft]	MY [k-ft]	MZ [k-ft]
345	44	N3	24.104	39.457	1104.29	0.056	-0.054	0.03
346	44	N182A	0.678	928.329	-1399.166	0	0	0
347	44	N70	2717.232	-201.551	-1577.326	-0.188	-0.017	0.263
348	44	N129	-2788.828	2116.61	1609.232	0	0	0
349	44	N137	-1040.496	81.14	-660.924	-0.039	0.094	0.111
350	44	N196	1216.648	932.029	699.863	0	0	0
351	44	Totals:	129.339	3896.014	-224.031			
352	44	COG (ft):	X: -1.131	Y: 0.464	Z: 0.733			
353	45	N3	46.284	37.527	1165.065	0.056	-0.094	0.029
354	45	N182A	1.669	935.518	-1409.945	0	0	0
355	45	N70	2728.944	-202.138	-1563.126	-0.183	0.004	0.26
356	45	N129	-2790.499	2118.073	1611.003	0	0	0
357	45	N137	-982.073	82.803	-619.8	-0.041	0.072	0.112
358	45	N196	1206.903	924.231	694.849	0	0	0
359	45	Totals:	211.227	3896.014	-121.953			
360	45	COG (ft):	X: -1.131	Y: 0.464	Z: 0.733			
361	46	N3	60.261	35.027	1244.207	0.056	-0.129	0.029
362	46	N182A	2.186	944.056	-1422.029	0	0	0
363	46	N70	2710.522	-200.791	-1542.378	-0.179	0.001	0.259
364	46	N129	-2785.657	2114.772	1609.079	0	0	0
365	46	N137	-956.237	83.571	-580.972	-0.043	0.021	0.113
366	46	N196	1200.186	919.378	692.095	0	0	0
367	46	Totals:	231.26	3896.014	0.001			
368	46	COG (ft):	X: -1.131	Y: 0.464	Z: 0.733			
369	47	N3	47.208	32.501	1315.916	0.055	-0.098	0.03
370	47	N182A	1.661	952.086	-1433.333	0	0	0
371	47	N70	2682.072	-198.162	-1498.577	-0.177	0.048	0.258
372	47	N129	-2777.04	2108.475	1605.169	0	0	0
373	47	N137	-948.712	83.848	-563.536	-0.044	0.012	0.112
374	47	N196	1196.938	917.266	691.062	0	0	0
375	47	Totals:	202.128	3896.014	116.701			
376	47	COG (ft):	X: -1.131	Y: 0.464	Z: 0.733			
377	48	N3	23.708	30.399	1368.195	0.054	-0.039	0.029
378	48	N182A	0.697	958.743	-1443.295	0	0	0
379	48	N70	2628.66	-194.909	-1438.258	-0.176	0.106	0.258
380	48	N129	-2766.199	2099.818	1599.394	0	0	0
381	48	N137	-960.82	83.642	-563.659	-0.045	0.02	0.111
382	48	N196	1198.043	918.321	692.563	0	0	0
383	48	Totals:	124.088	3896.014	214.94			
384	48	COG (ft):	X: -1.131	Y: 0.464	Z: 0.733			
385	49	N3	2.153	8.353	1301.177	0.029	-0.012	-0.036
386	49	N182A	-0.013	955.98	-1440.322	0	0	0
387	49	N70	1302.16	223.081	-740.296	-0.379	0.007	-0.065
388	49	N129	-1414.912	1082.106	816.892	0	0	0
389	49	N137	-1299.267	173.182	-751.434	-0.309	-0.006	0.074
390	49	N196	1409.879	1078.315	813.981	0	0	0
391	49	Totals:	0	3521.017	-0.001			
392	49	COG (ft):	X: -0.027	Y: 0.514	Z: 0.405			
393	50	N3	7.49	56.376	1281.108	0.078	-0.027	-0.003
394	50	N182A	-0.031	958.29	-1443.863	0	0	0
395	50	N70	1948.646	-86.716	-1111.161	-0.095	0.005	0.114
396	50	N129	-2089.408	1589.763	1206.285	0	0	0
397	50	N137	-1106.764	52.806	-648.327	-0.013	0.007	0.094
398	50	N196	1240.064	950.494	715.958	0	0	0
399	50	Totals:	-0.003	3521.013	0			

Node Reactions (Continued)

	LC	Node Label	X [lb]	Y [lb]	Z [lb]	MX [k-ft]	MY [k-ft]	MZ [k-ft]
400	50	COG (ft):	X: -0.693	Y: 0.514	Z: 0.405			
401	51	N3	2.511	81.946	1551.414	0.107	-0.014	-0.042
402	51	N182A	-0.019	1135.447	-1711.319	0	0	0
403	51	N70	1388.646	95.582	-788.033	-0.092	0.008	-0.077
404	51	N129	-1517.606	1162.211	876.185	0	0	0
405	51	N137	-1385.287	37.36	-801.046	-0.011	-0.007	0.087
406	51	N196	1511.753	1157.803	872.798	0	0	0
407	51	Totals:	0	3670.349	-0.001			
408	51	COG (ft):	X: -0.03	Y: 0.575	Z: -0.001			
409	52	N3	4.681	65.103	1538.774	0.089	-0.013	-0.038
410	52	N182A	-0.014	1028.56	-1549.469	0	0	0
411	52	N70	1171.555	88.988	-623.046	-0.081	0.063	-0.072
412	52	N129	-1326.508	1016.089	767.155	0	0	0
413	52	N137	-1172.352	35.893	-643.848	-0.014	-0.057	0.078
414	52	N196	1322.639	1013.175	764.919	0	0	0
415	52	Totals:	0	3247.808	254.485			
416	52	COG (ft):	X: -0.03	Y: 0.575	Z: -0.001			
417	53	N3	-14.502	66.191	1514.451	0.09	0.017	-0.038
418	53	N182A	-0.666	1025.198	-1544.493	0	0	0
419	53	N70	1112.012	91.767	-604.464	-0.082	0.039	-0.073
420	53	N129	-1315.471	1007.28	760.236	0	0	0
421	53	N137	-1245.991	32.597	-678.974	-0.012	-0.067	0.075
422	53	N196	1337.376	1024.775	773.627	0	0	0
423	53	Totals:	-127.241	3247.808	220.383			
424	53	COG (ft):	X: -0.03	Y: 0.575	Z: -0.001			
425	54	N3	-29.205	68.966	1452.187	0.092	0.039	-0.038
426	54	N182A	-1.143	1016.36	-1531.431	0	0	0
427	54	N70	1083.758	92.613	-610.762	-0.083	0.007	-0.073
428	54	N129	-1311.781	1004.14	757.357	0	0	0
429	54	N137	-1314.212	29.419	-722.093	-0.009	-0.06	0.072
430	54	N196	1352.202	1036.309	781.983	0	0	0
431	54	Totals:	-220.382	3247.807	127.241			
432	54	COG (ft):	X: -0.03	Y: 0.575	Z: -0.001			
433	55	N3	-35.492	72.685	1368.651	0.095	0.047	-0.037
434	55	N182A	-1.319	1004.413	-1513.779	0	0	0
435	55	N70	1094.362	91.299	-640.253	-0.084	-0.026	-0.071
436	55	N129	-1316.427	1007.511	759.289	0	0	0
437	55	N137	-1358.752	27.21	-761.659	-0.007	-0.04	0.07
438	55	N196	1363.145	1044.689	787.75	0	0	0
439	55	Totals:	-254.483	3247.807	-0.002			
440	55	COG (ft):	X: -0.03	Y: 0.575	Z: -0.001			
441	56	N3	-31.673	76.352	1286.227	0.098	0.04	-0.037
442	56	N182A	-1.144	992.557	-1496.27	0	0	0
443	56	N70	1140.993	88.178	-685.036	-0.084	-0.049	-0.069
444	56	N129	-1328.164	1016.49	765.516	0	0	0
445	56	N137	-1367.665	26.562	-787.064	-0.005	-0.01	0.07
446	56	N196	1367.271	1047.669	789.382	0	0	0
447	56	Totals:	-220.383	3247.807	-127.245			
448	56	COG (ft):	X: -0.03	Y: 0.575	Z: -0.001			
449	57	N3	-18.77	78.984	1227.008	0.1	0.019	-0.037
450	57	N182A	-0.667	983.971	-1483.594	0	0	0
451	57	N70	1211.138	84.086	-733.102	-0.083	-0.057	-0.067
452	57	N129	-1343.846	1028.669	774.368	0	0	0
453	57	N137	-1338.575	27.647	-791.508	-0.005	0.021	0.072
454	57	N196	1363.477	1044.451	786.442	0	0	0

Node Reactions (Continued)

	LC	Node Label	X [lb]	Y [lb]	Z [lb]	MX [k-ft]	MY [k-ft]	MZ [k-ft]
455	57	Totals:	-127.242	3247.807	-220.386			
456	57	COG (ft):	X: -0.03	Y: 0.575	Z: -0.001			
457	58	N3	-0.24	79.874	1206.853	0.101	-0.011	-0.036
458	58	N182A	-0.015	980.953	-1479.147	0	0	0
459	58	N70	1286.013	80.12	-771.581	-0.082	-0.048	-0.065
460	58	N129	-1359.272	1040.787	783.474	0	0	0
461	58	N137	-1279.267	30.176	-773.802	-0.005	0.044	0.075
462	58	N196	1352.779	1035.897	779.717	0	0	0
463	58	Totals:	-0.001	3247.807	-254.487			
464	58	COG (ft):	X: -0.03	Y: 0.575	Z: -0.001			
465	59	N3	18.95	78.785	1231.18	0.1	-0.041	-0.037
466	59	N182A	0.638	984.316	-1484.124	0	0	0
467	59	N70	1345.547	77.343	-790.159	-0.08	-0.024	-0.064
468	59	N129	-1370.308	1049.595	790.392	0	0	0
469	59	N137	-1205.629	33.471	-738.683	-0.007	0.054	0.079
470	59	N196	1338.043	1024.297	771.008	0	0	0
471	59	Totals:	127.24	3247.807	-220.385			
472	59	COG (ft):	X: -0.03	Y: 0.575	Z: -0.001			
473	60	N3	33.653	76.008	1293.454	0.097	-0.063	-0.037
474	60	N182A	1.115	993.155	-1497.187	0	0	0
475	60	N70	1373.793	76.498	-783.864	-0.079	0.008	-0.064
476	60	N129	-1373.998	1052.734	793.27	0	0	0
477	60	N137	-1137.4	36.65	-695.567	-0.009	0.048	0.082
478	60	N196	1323.217	1012.763	762.651	0	0	0
479	60	Totals:	220.381	3247.807	-127.243			
480	60	COG (ft):	X: -0.03	Y: 0.575	Z: -0.001			
481	61	N3	39.934	72.288	1376.996	0.094	-0.072	-0.037
482	61	N182A	1.289	1005.103	-1514.839	0	0	0
483	61	N70	1363.191	77.81	-754.38	-0.079	0.04	-0.066
484	61	N129	-1369.353	1049.364	791.337	0	0	0
485	61	N137	-1092.851	38.861	-655.996	-0.012	0.027	0.084
486	61	N196	1312.273	1004.381	756.883	0	0	0
487	61	Totals:	254.483	3247.808	0			
488	61	COG (ft):	X: -0.03	Y: 0.575	Z: -0.001			
489	62	N3	36.107	68.622	1459.415	0.092	-0.065	-0.038
490	62	N182A	1.114	1016.958	-1532.348	0	0	0
491	62	N70	1316.569	80.93	-709.603	-0.079	0.064	-0.068
492	62	N129	-1357.617	1040.386	785.11	0	0	0
493	62	N137	-1083.938	39.51	-630.583	-0.014	-0.003	0.083
494	62	N196	1308.146	1001.401	755.252	0	0	0
495	62	Totals:	220.382	3247.808	127.243			
496	62	COG (ft):	X: -0.03	Y: 0.575	Z: -0.001			
497	63	N3	23.204	65.992	1518.624	0.089	-0.043	-0.038
498	63	N182A	0.637	1025.543	-1545.022	0	0	0
499	63	N70	1246.432	85.021	-661.534	-0.08	0.072	-0.07
500	63	N129	-1341.935	1028.207	776.26	0	0	0
501	63	N137	-1113.036	38.424	-626.137	-0.014	-0.033	0.082
502	63	N196	1311.94	1004.62	758.193	0	0	0
503	63	Totals:	127.242	3247.808	220.384			
504	63	COG (ft):	X: -0.03	Y: 0.575	Z: -0.001			
505	64	N3	4.001	42.957	1120.252	0.06	-0.01	-0.027
506	64	N182A	-0.007	722.304	-1087.828	0	0	0
507	64	N70	796.945	63.174	-410.482	-0.056	0.061	-0.051
508	64	N129	-917.12	702.612	530.816	0	0	0
509	64	N137	-798.646	25.784	-427.764	-0.011	-0.055	0.055

Node Reactions (Continued)

	LC	Node Label	X [lb]	Y [lb]	Z [lb]	MX [k-ft]	MY [k-ft]	MZ [k-ft]
510	64	N196	914.827	700.885	529.492	0	0	0
511	64	Totals:	0.001	2257.716	254.485			
512	64	COG (ft):	X: -0.03	Y: 0.575	Z: -0.001			
513	65	N3	-15.175	44.047	1095.931	0.061	0.02	-0.026
514	65	N182A	-0.667	718.942	-1082.853	0	0	0
515	65	N70	737.409	65.954	-391.898	-0.057	0.037	-0.052
516	65	N129	-906.09	693.804	523.892	0	0	0
517	65	N137	-872.277	22.485	-462.889	-0.009	-0.065	0.051
518	65	N196	929.559	712.484	538.199	0	0	0
519	65	Totals:	-127.241	2257.716	220.383			
520	65	COG (ft):	X: -0.03	Y: 0.575	Z: -0.001			
521	66	N3	-29.874	46.825	1033.673	0.063	0.043	-0.026
522	66	N182A	-1.151	710.105	-1069.795	0	0	0
523	66	N70	709.161	66.801	-398.19	-0.059	0.004	-0.052
524	66	N129	-902.407	690.665	521.006	0	0	0
525	66	N137	-940.492	19.304	-506.003	-0.007	-0.059	0.048
526	66	N196	944.381	724.017	546.551	0	0	0
527	66	Totals:	-220.382	2257.716	127.241			
528	66	COG (ft):	X: -0.03	Y: 0.575	Z: -0.001			
529	67	N3	-36.159	50.547	950.144	0.066	0.051	-0.026
530	67	N182A	-1.328	698.158	-1052.149	0	0	0
531	67	N70	719.767	65.486	-427.674	-0.059	-0.028	-0.05
532	67	N129	-907.057	694.035	522.929	0	0	0
533	67	N137	-985.03	17.093	-545.562	-0.004	-0.038	0.047
534	67	N196	955.323	732.396	552.31	0	0	0
535	67	Totals:	-254.483	2257.716	-0.002			
536	67	COG (ft):	X: -0.03	Y: 0.575	Z: -0.001			
537	68	N3	-32.34	54.216	867.729	0.069	0.044	-0.025
538	68	N182A	-1.152	686.304	-1034.645	0	0	0
539	68	N70	766.396	62.362	-472.449	-0.059	-0.051	-0.048
540	68	N129	-918.794	703.014	529.148	0	0	0
541	68	N137	-993.945	16.445	-570.961	-0.002	-0.008	0.047
542	68	N196	959.453	735.375	553.934	0	0	0
543	68	Totals:	-220.383	2257.716	-127.244			
544	68	COG (ft):	X: -0.03	Y: 0.575	Z: -0.001			
545	69	N3	-19.443	56.849	808.516	0.071	0.022	-0.025
546	69	N182A	-0.668	677.719	-1021.973	0	0	0
547	69	N70	836.536	58.267	-520.509	-0.058	-0.059	-0.046
548	69	N129	-934.472	715.191	537.996	0	0	0
549	69	N137	-964.86	17.531	-575.401	-0.002	0.023	0.049
550	69	N196	955.665	732.157	550.986	0	0	0
551	69	Totals:	-127.242	2257.715	-220.386			
552	69	COG (ft):	X: -0.03	Y: 0.575	Z: -0.001			
553	70	N3	-0.919	57.74	788.363	0.072	-0.007	-0.025
554	70	N182A	-0.007	674.703	-1017.528	0	0	0
555	70	N70	911.403	54.298	-558.986	-0.057	-0.05	-0.044
556	70	N129	-949.891	727.308	547.101	0	0	0
557	70	N137	-905.561	20.063	-557.693	-0.002	0.046	0.052
558	70	N196	944.974	723.604	544.257	0	0	0
559	70	Totals:	-0.001	2257.716	-254.487			
560	70	COG (ft):	X: -0.03	Y: 0.575	Z: -0.001			
561	71	N3	18.264	56.649	812.689	0.071	-0.037	-0.025
562	71	N182A	0.654	678.065	-1022.504	0	0	0
563	71	N70	970.93	51.52	-577.565	-0.055	-0.026	-0.043
564	71	N129	-960.92	736.115	554.024	0	0	0

Node Reactions (Continued)

	LC	Node Label	X [lb]	Y [lb]	Z [lb]	MX [k-ft]	MY [k-ft]	MZ [k-ft]
565	71	N137	-831.93	23.361	-522.577	-0.004	0.056	0.055
566	71	N196	930.243	712.006	535.549	0	0	0
567	71	Totals:	127.241	2257.716	-220.385			
568	71	COG (ft):	X: -0.03	Y: 0.575	Z: -0.001			
569	72	N3	32.962	53.869	874.957	0.069	-0.06	-0.026
570	72	N182A	1.138	686.903	-1035.564	0	0	0
571	72	N70	999.17	50.674	-571.276	-0.054	0.006	-0.043
572	72	N129	-964.603	739.253	556.909	0	0	0
573	72	N137	-763.707	26.543	-479.465	-0.007	0.05	0.058
574	72	N196	915.421	700.472	527.196	0	0	0
575	72	Totals:	220.382	2257.716	-127.243			
576	72	COG (ft):	X: -0.03	Y: 0.575	Z: -0.001			
577	73	N3	39.241	50.146	958.491	0.066	-0.068	-0.026
578	73	N182A	1.314	698.85	-1053.21	0	0	0
579	73	N70	988.566	51.988	-541.8	-0.054	0.038	-0.045
580	73	N129	-959.955	735.883	554.985	0	0	0
581	73	N137	-719.161	28.756	-439.901	-0.009	0.029	0.06
582	73	N196	904.477	692.092	521.435	0	0	0
583	73	Totals:	254.483	2257.716	0			
584	73	COG (ft):	X: -0.03	Y: 0.575	Z: -0.001			
585	74	N3	35.415	46.478	1040.902	0.063	-0.061	-0.026
586	74	N182A	1.137	710.704	-1070.714	0	0	0
587	74	N70	941.947	55.11	-497.031	-0.054	0.061	-0.047
588	74	N129	-948.218	726.906	548.766	0	0	0
589	74	N137	-710.245	29.405	-414.494	-0.011	-0.001	0.06
590	74	N196	900.347	689.112	519.813	0	0	0
591	74	Totals:	220.382	2257.716	127.243			
592	74	COG (ft):	X: -0.03	Y: 0.575	Z: -0.001			
593	75	N3	22.518	43.847	1100.105	0.061	-0.039	-0.026
594	75	N182A	0.653	719.288	-1083.384	0	0	0
595	75	N70	871.814	59.204	-448.968	-0.055	0.07	-0.049
596	75	N129	-932.541	714.729	539.92	0	0	0
597	75	N137	-739.338	28.317	-410.051	-0.011	-0.031	0.058
598	75	N196	904.135	692.331	522.762	0	0	0
599	75	Totals:	127.242	2257.716	220.384			
600	75	COG (ft):	X: -0.03	Y: 0.575	Z: -0.001			

Envelope AISC 15TH (360-16): LRFD Member Steel Code Checks

Member	Shape	Code Check	Loc[ft]	LC	Shear	Check	Loc[ft]	Dir	Lc	phi*Pnc [lb]	phi*Pnt [lb]	phi*Mn y-y [k-ft]	phi*Mn z-z [k-ft]	Cb	Eqn
1	LV	PIPE 3.0	0.061	7.552	7	0.053	11.458	43	28250.554	65205	5.749	5.749	1	H1-1b	
2	M4	HSS4X4X4	0.11	0	10	0.035	3.837	y	16	124657.752	139518	16.181	16.181	1.808	H1-1b
3	M10	HSS4X4X4	0.065	2.375	14	0.028	0.223	z	2	136263.03	139518	16.181	16.181	1.74	H1-1b
4	MP3A	PIPE 2.0	0.175	4	2	0.032	4	2	14916.096	32130	1.872	1.872	1	H1-1b	
5	MP4A	PIPE 2.0	0.224	4	1	0.05	4	2	14916.096	32130	1.872	1.872	1	H1-1b	
6	MP2A	PIPE 2.0	0.147	4	11	0.025	4	10	14916.096	32130	1.872	1.872	1	H1-1b	
7	MP1A	PIPE 2.0	0.222	4	1	0.04	4	8	14916.096	32130	1.872	1.872	1	H1-1b	
8	M43	HSS4X4X4	0.067	0	24	0.031	2.152	z	12	136263.03	139518	16.181	16.181	1.76	H1-1b
9	M46	PL1/2X6	0.193	0.516	6	0.053	0.516	y	24	66009.234	97200	1.012	12.15	1.278	H1-1b
10	M51B	L2X2X3	0.137	4.162	2	0.008	4.162	y	24	9823.122	23392.8	0.558	1.105	1.289	H2-1
11	M52B	L2X2X3	0.143	0	12	0.008	0	y	15	9823.122	23392.8	0.558	1.11	1.315	H2-1
12	M76	PL3/8X6	0.271	0	8	0.066	0	y	7	70677.939	72900	0.57	9.113	1.782	H1-1b
13	M77	PL3/8X6	0.242	0.167	8	0.083	0	y	24	71601.728	72900	0.57	9.113	1.159	H1-1b
14	M80	PL1/2X6	0.05	0	2	0.119	0	y	24	96757.507	97200	1.012	12.15	1.277	H1-1b
15	M84	PL3/8X6	0.292	0	6	0.083	0	y	1	70677.939	72900	0.57	9.113	2.149	H1-1b
16	M85	PL3/8X6	0.257	0.167	6	0.088	0	y	14	71601.728	72900	0.57	9.113	1.266	H1-1b

Envelope AISC 15TH (360-16): LRFD Member Steel Code Checks (Continued)

Member	Shape	Code Check	Loc [ft]	LC	Shear	Check	Loc [ft]	Dir	LC	phi*Pnc [lb]	phi*Pnt [lb]	phi*Mn y-y [k-ft]	phi*Mn z-z [k-ft]	Cb	Eqn
17	M91	PL1/2X6	0.054	0	12	0.13	0	y	14	96757.507	97200	1.012	12.15	1.275	H1-1b
18	M100	PIPE 2.0	0.085	11.068	6	0.043	1.432	z	7	6295.422	32130	1.872	1.872	1	H1-1b
19	M123	L2.5X2.5X4	0.122	1.417	3	0.019	1.417	z	4	36110.839	38556	1.114	2.537	1.5	H2-1
20	M124	LL2.5X2.5X3X3	0.083	4.577	13	0.004	4.577	z	4	44341.347	58320	3.954	2.55	1	H1-1b*
21	M45	PIPE 3.0	0.056	4.948	2	0.047	11.458	z	9	28250.554	65205	5.749	5.749	1	H1-1b
22	M46A	HSS4X4X4	0.122	0	12	0.07	3.837	y	48	124657.752	139518	16.181	16.181	1.813	H1-1b
23	M47	HSS4X4X4	0.066	2.375	22	0.024	0.223	z	9	136263.03	139518	16.181	16.181	1.74	H1-1b
24	M56	HSS4X4X4	0.065	0	20	0.031	2.152	z	8	136263.03	139518	16.181	16.181	1.768	H1-1b
25	M57	PL1/2X6	0.182	0.516	2	0.134	0.516	y	47	66009.234	97200	1.012	12.15	1.274	H1-1b
26	M60	L2X2X3	0.124	4.162	11	0.008	4.162	y	19	9823.122	23392.8	0.558	1.069	1.114	H2-1
27	M61	L2X2X3	0.151	0	7	0.008	0	y	23	9823.122	23392.8	0.558	1.068	1.113	H2-1
28	M65	PL3/8X6	0.259	0	4	0.062	0	y	3	70677.939	72900	0.57	9.113	2.192	H1-1b
29	M66	PL3/8X6	0.209	0.167	4	0.084	0	y	20	71601.728	72900	0.57	9.113	1.24	H1-1b
30	M68	PL1/2X6	0.046	0	10	0.125	0	y	20	96757.507	97200	1.012	12.15	1.301	H1-1b
31	M70	PL3/8X6	0.254	0	2	0.08	0	y	44	70677.939	72900	0.57	9.113	2.111	H1-1b
32	M71	PL3/8X6	0.262	0.167	2	0.096	0	y	49	71601.728	72900	0.57	9.113	1.271	H1-1b
33	M73	PL1/2X6	0.05	0	2	0.25	0	y	46	96757.507	97200	1.012	12.15	2.221	H1-1b
34	M78	PIPE 2.0	0.084	4.297	5	0.038	1.432	z	3	6295.422	32130	1.872	1.872	1	H1-1b
35	M85A	L2.5X2.5X4	0.12	0	7	0.021	1.417	z	6	36110.839	38556	1.114	2.537	1.5	H2-1
36	M86	LL2.5X2.5X3X3	0.087	4.577	45	0.004	4.577	z	12	44341.347	58320	3.954	2.55	1	H1-1b*
37	M89	PIPE 3.0	0.053	7.552	11	0.041	11.458	z	6	28250.554	65205	5.749	5.749	1	H1-1b
38	M90	HSS4X4X4	0.111	3.783	30	0.068	3.837	y	26	124657.752	139518	16.181	16.181	1.68	H1-1b
39	M91A	HSS4X4X4	0.068	2.375	18	0.028	0.223	z	6	136263.03	139518	16.181	16.181	1.74	H1-1b
40	M100A	HSS4X4X4	0.068	0	16	0.031	2.152	z	4	136263.03	139518	16.181	16.181	1.758	H1-1b
41	M101A	PL1/2X6	0.195	0.516	6	0.13	0.516	y	27	66009.234	97200	1.012	12.15	1.239	H1-1b
42	M104A	L2X2X3	0.136	4.162	6	0.008	4.162	y	15	9823.122	23392.8	0.558	1.105	1.289	H2-1
43	M105	L2X2X3	0.14	0	4	0.008	0	y	19	9823.122	23392.8	0.558	1.11	1.315	H2-1
44	M109	PL3/8X6	0.303	0	12	0.062	0	y	29	70677.939	72900	0.57	9.113	1.639	H1-1b
45	M110	PL3/8X6	0.245	0.167	12	0.095	0	y	49	71601.728	72900	0.57	9.113	1.148	H1-1b
46	M112	PL1/2X6	0.054	0	6	0.243	0	y	27	96757.507	97200	1.012	12.15	1.256	H1-1b
47	M114	PL3/8X6	0.26	0	10	0.075	0	y	5	70677.939	72900	0.57	9.113	2.112	H1-1b
48	M115	PL3/8X6	0.248	0.167	10	0.09	0	y	17	71601.728	72900	0.57	9.113	1.271	H1-1b
49	M117	PL1/2X6	0.05	0	4	0.135	0	y	19	96757.507	97200	1.012	12.15	1.281	H1-1b
50	M122	PIPE 2.0	0.086	11.979	8	0.033	1.432	z	11	6295.422	32130	1.872	1.872	1	H1-1b
51	M129	L2.5X2.5X4	0.143	1.417	1	0.02	1.417	z	2	36110.839	38556	1.114	2.537	1.5	H2-1
52	M130	LL2.5X2.5X3X3	0.087	4.577	29	0.004	4.577	z	8	44341.347	58320	3.954	2.55	1	H1-1b*
53	MP3C	PIPE 2.0	0.174	4	11	0.03	4	z	11	14916.096	32130	1.872	1.872	1	H1-1b
54	MP4C	PIPE 2.0	0.223	4	10	0.038	4	z	1	14916.096	32130	1.872	1.872	1	H1-1b
55	MP2C	PIPE 2.0	0.16	4	6	0.025	4	z	6	14916.096	32130	1.872	1.872	1	H1-1b
56	MP1C	PIPE 2.0	0.229	4	4	0.039	4	z	5	14916.096	32130	1.872	1.872	1	H1-1b
57	MP3B	PIPE 2.0	0.207	4	7	0.034	4	z	8	14916.096	32130	1.872	1.872	1	H1-1b
58	MP4B	PIPE 2.0	0.232	4	7	0.038	4	z	6	14916.096	32130	1.872	1.872	1	H1-1b
59	MP2B	PIPE 2.0	0.16	4	2	0.022	4	z	2	14916.096	32130	1.872	1.872	1	H1-1b
60	MP1B	PIPE 2.0	0.236	4	1	0.041	4	z	2	14916.096	32130	1.872	1.872	1	H1-1b
61	OV P2	PIPE 2.0	0.102	3	2	0.011	3	z	2	26521.424	32130	1.872	1.872	1	H1-1b
62	OV P1	PIPE 2.0	0.175	3	8	0.018	3	z	8	26521.424	32130	1.872	1.872	1	H1-1b

Node Coordinates

	Label	X [ft]	Y [ft]	Z [ft]	Detach From Diaphragm
1	N1	6.25	0	3.810523	
2	N2	-6.25	0	3.810523	
3	N3	0	0	-1.208333	
4	N5	-2.541667	0	-2.708333	
5	N6	2.315104	0.166667	-2.708333	
6	N7	-2.315104	0.166667	-2.708333	

Node Coordinates (Continued)

	Label	X [ft]	Y [ft]	Z [ft]	Detach From Diaphragm
7	N8	5.75	0	3.810523	
8	N9	5.75	0	4.060523	
9	N10	-5.75	0	3.810523	
10	N11	-5.75	0	4.060523	
11	N12	1.916667	0	3.810523	
12	N13	1.916667	0	4.060523	
13	N14	-1.91667	0	3.810523	
14	N15	-1.91667	0	4.060523	
15	N16	-1.91667	-4	4.060523	
16	N17	-1.91667	4	4.060523	
17	N18	-5.75	-4	4.060523	
18	N19	-5.75	4	4.060523	
19	N20	1.916667	-4	4.060523	
20	N21	1.916667	4	4.060523	
21	N22	5.75	-4	4.060523	
22	N23	5.75	4	4.060523	
23	N24	0	0	-2.708333	
24	N27	0	0	-6.395833	
25	CP	0	0	0	
26	N29	2.315104	0	-2.708333	
27	N30	-2.315104	0	-2.708333	
28	N101	2.541667	0	-2.708333	
29	N102	-0.166667	0	-2.708333	
30	N103A	0.166667	0	-2.708333	
31	N104A	-2.541667	0	-2.927083	
32	N105	2.541667	0	-2.927083	
33	N131	2.458333	0	-3.071421	
34	N135	0.571615	0	-6.298857	
35	N144	-2.458333	0	-3.071421	
36	N148	-0.571615	0	-6.298857	
37	N86A	2.584629	0	-3.144338	
38	N86B	-2.584629	0	-3.144338	
39	N86C	-0.515625	0	-6.395833	
40	N87A	0.515625	0	-6.395833	
41	N86D	0.715429	0	-6.381888	
42	N86E	-0.715429	0	-6.381888	
43	N88A	0	0	-6.3125	
44	N87C	0.234238	0.166667	-6.3125	
45	N86G	0.234238	0	-6.3125	
46	N87B	-0.234238	0.166667	-6.3125	
47	N88C	-0.234238	0	-6.3125	
48	N144A	6.25	3.5	3.810523	
49	N145	-6.25	3.5	3.810523	
50	N146	5.75	3.5	3.810523	
51	N147	5.75	3.5	4.060523	
52	N148A	-5.75	3.5	3.810523	
53	N149	-5.75	3.5	4.060523	
54	N150	1.916667	3.5	3.810523	
55	N151	1.916667	3.5	4.060523	
56	N152	-1.91667	3.5	3.810523	
57	N153	-1.91667	3.5	4.060523	
58	N180	0.708504	3.5	-5.893882	
59	N181	0.92501	3.5	-6.018882	
60	N182	-0.708504	3.5	-5.893882	
61	N183	-0.92501	3.5	-6.018882	

Node Coordinates (Continued)

	Label	X [ft]	Y [ft]	Z [ft]	Detach From Diaphragm
62	N182A	0	-2.5	-1.208333	
63	N185A	0	0	-5.041667	
64	N68	0.17501	0	-7.31792	
65	N69	6.42501	0	3.507397	
66	N70	-1.046447	0	0.604167	
67	N71	-1.074652	0	3.555315	
68	N72	-3.503038	0.166667	-0.650772	
69	N73	-1.187933	0.166667	3.359106	
70	N90	-2.345485	0	1.354167	
71	N91	-5.538954	0	3.197917	
72	N93	-3.503038	0	-0.650772	
73	N94	-1.187933	0	3.359106	
74	N95	-3.616319	0	-0.846981	
75	N96	-2.262152	0	1.498504	
76	N97	-2.428819	0	1.209829	
77	N98	-1.264095	0	3.66469	
78	N99	-3.805762	0	-0.737606	
79	N100	-3.889095	0	-0.593269	
80	N101A	-5.740777	0	2.654396	
81	N102A	-1.430762	0	3.66469	
82	N103	-5.169162	0	3.644461	
83	N104	-4.015391	0	-0.666185	
84	N105A	-1.430762	0	3.810523	
85	N106	-5.281142	0	3.644461	
86	N107	-5.796767	0	2.751372	
87	N108	-5.884591	0	2.571364	
88	N109	-5.169162	0	3.810523	
89	N110	-5.466785	0	3.15625	
90	N111	-5.583904	0.166667	2.953394	
91	N112	-5.583904	0	2.953394	
92	N113	-5.349667	0.166667	3.359106	
93	N114	-5.349667	0	3.359106	
94	N115	0.17501	3.5	-7.31792	
95	N116	6.42501	3.5	3.507397	
96	N125	-5.458504	3.5	2.333359	
97	N126	-5.67501	3.5	2.208359	
98	N127	-4.75	3.5	3.560523	
99	N128	-4.75	3.5	3.810523	
100	N129	-1.046447	-2.5	0.604167	
101	N130	-4.366211	0	2.520833	
102	N135A	-6.42501	0	3.507397	
103	N136	-0.17501	0	-7.31792	
104	N137	1.046447	0	0.604167	
105	N138	3.616319	0	-0.846981	
106	N139	1.187933	0.166667	3.359106	
107	N140	3.503038	0.166667	-0.650772	
108	N157	2.345485	0	1.354167	
109	N158	5.538954	0	3.197917	
110	N160	1.187933	0	3.359106	
111	N161	3.503038	0	-0.650772	
112	N162	1.074652	0	3.555315	
113	N163	2.428819	0	1.209829	
114	N164	2.262152	0	1.498504	
115	N165	3.805762	0	-0.737606	
116	N166	1.264095	0	3.66469	

Node Coordinates (Continued)

	Label	X [ft]	Y [ft]	Z [ft]	Detach From Diaphragm
117	N167	1.430762	0	3.66469	
118	N168	5.169162	0	3.644461	
119	N169	3.889095	0	-0.593269	
120	N170	5.740777	0	2.654396	
121	N171	1.430762	0	3.810523	
122	N172	4.015391	0	-0.666186	
123	N173	5.796767	0	2.751372	
124	N174	5.281142	0	3.644461	
125	N175	5.169162	0	3.810523	
126	N176	5.884591	0	2.571364	
127	N177	5.466785	0	3.15625	
128	N178	5.349667	0.166667	3.359106	
129	N179	5.349667	0	3.359106	
130	N180A	5.583904	0.166667	2.953394	
131	N181A	5.583904	0	2.953394	
132	N182B	-6.42501	3.5	3.507397	
133	N183A	-0.17501	3.5	-7.31792	
134	N192	4.75	3.5	3.560523	
135	N193	4.75	3.5	3.810523	
136	N194	5.458504	3.5	2.333359	
137	N195	5.67501	3.5	2.208359	
138	N196	1.046447	-2.5	0.604167	
139	N197	4.366211	0	2.520833	
140	N144B	0.42501	0	-6.884908	
141	N145A	0.641516	0	-7.009908	
142	N146A	6.17501	0	3.074384	
143	N147A	6.391516	0	2.949384	
144	N148B	2.341677	0	-3.565144	
145	N149A	2.558183	0	-3.690144	
146	N150A	4.258345	0	-0.245377	
147	N151A	4.474851	0	-0.370377	
148	N152A	4.474851	-4	-0.370377	
149	N153A	4.474851	4	-0.370377	
150	N154	6.391516	-4	2.949384	
151	N155	6.391516	4	2.949384	
152	N156	2.558183	-4	-3.690144	
153	N157A	2.558183	4	-3.690144	
154	N158A	0.641516	-4	-7.009908	
155	N159	0.641516	4	-7.009908	
156	N160A	0.42501	3.5	-6.884908	
157	N161A	0.641516	3.5	-7.009908	
158	N162A	6.17501	3.5	3.074384	
159	N163A	6.391516	3.5	2.949384	
160	N164A	2.341677	3.5	-3.565144	
161	N165A	2.558183	3.5	-3.690144	
162	N166A	4.258345	3.5	-0.245377	
163	N167A	4.474851	3.5	-0.370377	
164	N168A	-6.17501	0	3.074384	
165	N169A	-6.391516	0	2.949384	
166	N170A	-0.42501	0	-6.884908	
167	N171A	-0.641516	0	-7.009908	
168	N172A	-4.258343	0	-0.24538	
169	N173A	-4.47485	0	-0.37038	
170	N174A	-2.341675	0	-3.565147	
171	N175A	-2.558181	0	-3.690147	

Node Coordinates (Continued)

	Label	X [ft]	Y [ft]	Z [ft]	Detach From Diaphragm
172	N176A	-2.558181	-4	-3.690147	
173	N177A	-2.558181	4	-3.690147	
174	N178A	-0.641516	-4	-7.009908	
175	N179A	-0.641516	4	-7.009908	
176	N180B	-4.47485	-4	-0.37038	
177	N181B	-4.47485	4	-0.37038	
178	N182C	-6.391516	-4	2.949384	
179	N183B	-6.391516	4	2.949384	
180	N184	-6.17501	3.5	3.074384	
181	N185	-6.391516	3.5	2.949384	
182	N186	-0.42501	3.5	-6.884908	
183	N187	-0.641516	3.5	-7.009908	
184	N188A	-4.258343	3.5	-0.24538	
185	N189	-4.47485	3.5	-0.37038	
186	N190A	-2.341675	3.5	-3.565147	
187	N191A	-2.558181	3.5	-3.690147	
188	N188	0	0	-1.958333	
189	N190	-0.25	0	-1.958333	
190	N191	-0.25	3	-1.958333	
191	N198	-0.25	-1	-1.958333	
192	N199	-1.570966	3	1.195673	
193	N200	-1.570966	-1	1.195673	
194	N201	-1.695966	0	0.979167	
195	N202	-1.570966	0	1.195673	

Node Boundary Conditions

	Node Label	X [k/in]	Y [k/in]	Z [k/in]	X Rot [k-ft/rad]	Y Rot [k-ft/rad]	Z Rot [k-ft/rad]
1	N3	Reaction	Reaction	Reaction	Reaction	Reaction	Reaction
2	N182A	Reaction	Reaction	Reaction	Reaction	Reaction	Reaction
3	N185A						
4	N70	Reaction	Reaction	Reaction	Reaction	Reaction	Reaction
5	N129	Reaction	Reaction	Reaction	Reaction	Reaction	Reaction
6	N130						
7	N137	Reaction	Reaction	Reaction	Reaction	Reaction	Reaction
8	N196	Reaction	Reaction	Reaction	Reaction	Reaction	Reaction
9	N197						

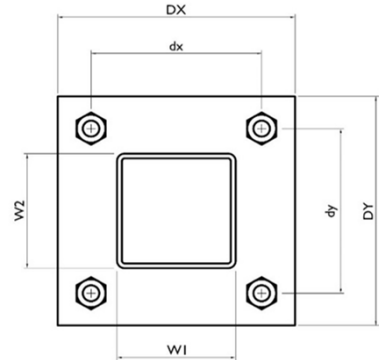
I. Mount-to-Tower Connection Check

Custom Orientation Required

Tower Connection Bolt Checks

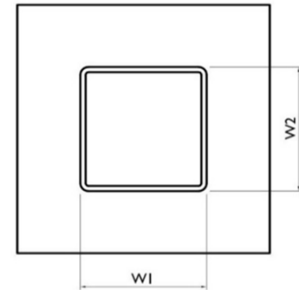
Bolt Orientation

Bolt Quantity per Reaction:	4
d_x (in) (Delta X of typ. bolt config. sketch) :	6
d_y (in) (Delta Y of typ. bolt config. sketch) :	6
Bolt Type:	A325N
Bolt Diameter (in):	0.625
Required Tensile Strength / bolt (kips):	2.3
Required Shear Strength / bolt (kips):	0.3
Tensile Capacity / bolt (kips):	20.7
Shear Capacity / bolt (kips):	12.4
Bolt Overall Utilization:	11.1%



Tower Connection Baseplate Checks

Connecting Standoff Member Shape:	Rect Tube
Weld Stiffener Configuration:	No Stiffeners
Plate Width, D_x (in):	8
Plate Height, D_y (in):	8
W1(in):	4
W2 (in):	4
Member Thickness (in):	0.25
Stiffener location a_1 (in):	
Stiffener location b_1 (in):	
Stiffener location a_2 (in):	
Stiffener location b_2 (in):	
F_y (ksi, plate):	36
Plate Thickness (in):	0.625
Length of Yield Line, L_y (in):	5.85
Bolt Eccentricity, e (in):	1.65
M_u (kip-in):	3.79
$\Phi * M_n$ (kip-in):	18.51
Plate Bending Utilization:	20.5%



Tower Connection Weld Checks

Weld Shape:
 Weld Stiffener Configuration:
 Stiffener Notch Length, n (in):
 Weld Size (1/16 in):
 W1 (in):
 W2 (in):
 Weld Total Length (in):
 Z_x (in³/in):
 Z_y (in³/in):
 J_p (in⁴/in):
 c_x (in)
 c_y (in)
 Required combined strength (kip/in):
 Weld Capacity (kip/in):
 Weld Utilization:

Yes
Rectangle
None
4
4
4
16.00
21.33
21.33
85.33
2.25
2.25
0.78
5.57
14.0%

