



Crown Castle
3 Corporate Park Drive, Suite 101
Clifton Park, NY 12065

September 12, 2023

Melanie A. Bachman
Executive Director
Connecticut Siting Council
10 Franklin Square
New Britain, CT 06051

RE: **Notice of Exempt Modification for Verizon
Crown #857012_Crown_VZW
335 South Washington Street, Plainville, CT 06062
Latitude: 41° 39' 11.03" / Longitude: -72° 52' 36.90"**

Dear Ms. Bachman:

Verizon Wireless is requesting to file an exempt modification for an existing tower located at 335 South Washington Street, Plainville, CT. The tower is owned by Crown Castle USA Inc. and the property is owned by Display Properties LLC. Verizon now intends to add one (1) interference mitigation filter to be installed at the 112-foot level of the tower of the 121-foot monopole. This modification may include B2, B5, B17, B14, B29, B30, B66 & n77 hardware that is 4G(LTE) and/or 5GNR capable through remote software configuration and either or both services may be turned on or off at various times.

Panned Modification:

Tower:

Installed New:

(1) Kaelus BSF0020F3V1-1 Twin Bandstop 900MHZ Interference Mitigation Filter

The proposed work in this application only pertains to the installation of interference mitigation filter(s) and does not involve any additional equipment that may be called out in the Mount Analysis and/or in Table 1 of the Structural Analysis Reports.

The facility was approved by the Connecticut Siting Council in Docket No. 281 on June 23, 2004. Said approval given with conditions. Verizon's proposed exempt modification complies with the conditions of approval.

Please accept this letter as notification pursuant to Regulations of Connecticut State Agencies §16-50j-73, for construction that constitutes an exempt modification pursuant to R.C.S.A. § 16-50j-72(b)(2). In accordance with R.C.S.A. § 16-50j-73, a copy of this letter is being sent to Town Manager Michael Paulhus for the municipality, Town Planner Mark DeVoe, property owner Display Properties LLC and Crown Castle is the tower owner. The proposed modifications will not result in an increase in the height of the existing tower.

1. The proposed modifications will not require the extension of the site boundary.
2. The proposed modification will not increase noise levels at the facility by six decibels or more, or to levels that exceed state and local criteria.

The Foundation for a Wireless World.
CrownCastle.com

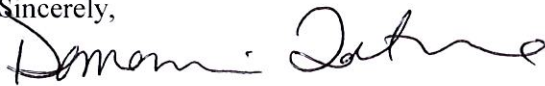
Melanie A. Bachman

Page 2

3. The operation of the replacement antennas will not increase radio frequency emissions at the facility to a level at or above the Federal Communication Commission safety standard.
4. The proposed modifications will not cause a change or alteration in the physical or environmental characteristics of the site.
5. The existing structure and its foundation can support the proposed loading.

For the foregoing reasons, Verizon respectfully submits that the proposed modifications to the above-reference telecommunications facility constitutes an exempt modification under R.C.S.A. § 16-50j-72(b)(2). Please send approval/rejection letter to Attn: Domenica Tatasciore.

Sincerely,



Domenica Tatasciore
Site Acquisition Specialist
1800 W. Park Drive
Westborough, MA 01581
(508) 621-9161/ Domenica.Tatasciore@crowncastle.com

Attachments

cc:

Town Manager Michael Paulhus
Plainville Municipal Center
One Central Square
Plainville, CT 06062
860-793-0221

Mark DeVoe, Town Planner
Plainville Municipal Center
One Central Square
Plainville, CT 06062
860-793-0221

Display Properties LLC
335 South Washington Street
Plainville, CT 06062
860-747-9110

Crown Castle, Tower Owner

CROWN CASTLE USA INC.
2000 CORPORATE DRIVE
CANONSBURG PA 15317
724-416-2000

JPMorgan Chase Bank, N.A.
DALLAS TX
32-61/1110

2892713

SIX HUNDRED TWENTY FIVE AND 00/100*****

DATE 09/06/23

\$*****625.00

Pay To Connecticut Siting Council
The Ten Franklin Square
Order Of New Britain CT 06051

2695915

Rolt A. Cole VP and Controller
[Signature] Asst. Controller

VOID AFTER 180 DAYS

⑈ 2892713⑈ ⑆ 111000614⑆ 103410453⑈

Check No 2892713

Check Date 09/06/23

Stub 1 of 1

| | | | | |
|------------------------|----------|--------------|--------|--------|
| CKRQ 857012 654619 ZAP | 09/05/23 | Invoice Summ | 625.00 | 625.00 |
| | | | 625.00 | 625.00 |

From: TrackingUpdates@fedex.com
To: [Tatasciore, Domenica](#)
Subject: FedEx Shipment 773317280869: Your package has been delivered
Date: Tuesday, September 12, 2023 10:13:20 AM

CAUTION: This email originated from outside of the organization. Do not click links or open attachments unless you recognize the sender and know the content is safe.



Hi. Your package was
delivered Tue, 09/12/2023 at
10:05am.



Delivered to 1 CENTRAL SQ, PLAINVILLE, CT 06062
Received by B.MARINELLI

OBTAIN PROOF OF DELIVERY

How was your delivery ?



| | |
|-----------------------|--|
| TRACKING NUMBER | 773317280869 |
| FROM | Crown Castle 1800 West Park Drive Suite 200 WESTBOROUGH, MA, US, 01581 |
| TO | Plainville Municipal Center Town Manager Michael Paulhus One Central Square PLAINVILLE, CT, US, 06062 |
| REFERENCE | 799001.7680 |
| SHIPPER REFERENCE | 799001.7680 |
| SHIP DATE | Mon 9/11/2023 05:18 PM |
| DELIVERED TO | Receptionist/Front Desk |
| PACKAGING TYPE | FedEx Envelope |
| ORIGIN | WESTBOROUGH, MA, US, 01581 |
| DESTINATION | PLAINVILLE, CT, US, 06062 |
| NUMBER OF PIECES | 1 |
| TOTAL SHIPMENT WEIGHT | 0.50 LB |
| SERVICE TYPE | FedEx Priority Overnight |

Wondering when a package will arrive?

Enter your tracking number to see your estimated delivery time within a 4-hour window.

[TRACK A PACKAGE](#)

From: TrackingUpdates@fedex.com
To: [Tatasciore, Domenica](#)
Subject: FedEx Shipment 773317302238: Your package has been delivered
Date: Tuesday, September 12, 2023 10:11:55 AM

CAUTION: This email originated from outside of the organization. Do not click links or open attachments unless you recognize the sender and know the content is safe.



Hi. Your package was
delivered Tue, 09/12/2023 at
10:05am.



Delivered to 1 CENTRAL SQ, PLAINVILLE, CT 06062
Received by B.MARINELLI

OBTAIN PROOF OF DELIVERY

How was your delivery ?



| | |
|------------------------------|--|
| TRACKING NUMBER | 773317302238 |
| FROM | Crown Castle 1800 West Park Drive Suite 200 WESTBOROUGH, MA, US, 01581 |
| TO | Plainville Municipal Center Mark DeVoe, Town Planner One Central Square PLAINVILLE, CT, US, 06062 |
| REFERENCE | 799001.7680 |
| SHIPPER REFERENCE | 799001.7680 |
| SHIP DATE | Mon 9/11/2023 05:18 PM |
| DELIVERED TO | Receptionist/Front Desk |
| PACKAGING TYPE | FedEx Envelope |
| ORIGIN | WESTBOROUGH, MA, US, 01581 |
| DESTINATION | PLAINVILLE, CT, US, 06062 |
| NUMBER OF PIECES | 1 |
| TOTAL SHIPMENT WEIGHT | 0.50 LB |
| SERVICE TYPE | FedEx Priority Overnight |

Wondering when a package will arrive?

Enter your tracking number to see your estimated delivery time within a 4-hour window.

[TRACK A PACKAGE](#)

From: TrackingUpdates@fedex.com
To: [Tatasciore, Domenica](#)
Subject: FedEx Shipment 773317322516: Your package has been delivered
Date: Tuesday, September 12, 2023 10:24:54 AM

CAUTION: This email originated from outside of the organization. Do not click links or open attachments unless you recognize the sender and know the content is safe.



Hi. Your package was
delivered Tue, 09/12/2023 at
10:18am.



Delivered to 335 S WASHINGTON ST, PLAINVILLE, CT 06062
Received by G.WATT

OBTAIN PROOF OF DELIVERY

How was your delivery ?



| | |
|-----------------------|--|
| TRACKING NUMBER | 773317322516 |
| FROM | Crown Castle 1800 West Park Drive Suite 200 WESTBOROUGH, MA, US, 01581 |
| TO | Display Properties LLC 335 South Washington Street PLAINVILLE, CT, US, 06062 |
| REFERENCE | 799001.7680 |
| SHIPPER REFERENCE | 799001.7680 |
| SHIP DATE | Mon 9/11/2023 05:18 PM |
| DELIVERED TO | Shipping/Receiving |
| PACKAGING TYPE | FedEx Envelope |
| ORIGIN | WESTBOROUGH, MA, US, 01581 |
| DESTINATION | PLAINVILLE, CT, US, 06062 |
| NUMBER OF PIECES | 1 |
| TOTAL SHIPMENT WEIGHT | 0.50 LB |
| SERVICE TYPE | FedEx Priority Overnight |

Wondering when a package will arrive?

Enter your tracking number to see your estimated delivery time within a 4-hour window.

[TRACK A PACKAGE](#)

Connecticut Siting Council ^(/CSC)

[CT.gov Home](#) [\(/\)](#) [Connecticut Siting Council](#) [\(/CSC\)](#) DO 281 Plainville Decision

[Decisions \(/CSC/Decisions/Decisions\)](#) >

[Meetings and Minutes \(/CSC/Common-Elements/v4-template/Council-Activity\)](#) >

[Pending Matters \(/CSC/1_Dockets-and-Other-Pending-Matters/Pending-Matters\)](#) >

[Sign Up for E-mail Alerts \(https://confirmsubscription.com/h/j/C214111A631B4BB8\)](#) >

[About Us \(/CSC/Common-Elements/Common-Elements/Connecticut-Siting-Council---Description\)](#) >

[Contact Us \(/CSC/Common-Elements/Common-Elements/Contact-Us\)](#) >

Search Connecticut Siting Council



DOCKET NO. 281 – New Cingular Wireless PCS, LLC Certificate of Environmental Compatibility and Public Need for the construction, maintenance and operation of a telecommunications facility at 355 South Washington Street, Plainville, Connecticut. } Connecticut
} Siting
} Council
June 23, 2004

Decision and Order

Pursuant to the foregoing Findings of Fact and Opinion, the Connecticut Siting Council (Council) finds that the effects associated with the construction, operation, and maintenance of a telecommunications facility including effects on the natural environment; ecological integrity and balance; public health and safety; scenic, historic, and recreational values; forests and parks; air and water purity; and fish and wildlife are not disproportionate either alone or cumulatively with other effects when compared with the policies of the State concerning such effects, and the application and therefore directs that a Certificate of Environmental Compatibility provided by General Statutes § 16-50k, be issued to

Yes

No

Next

AT&T Wireless PCS d/b/a AT&T Wireless for the construction, maintenance and operation of a wireless telecommunications facility at Site B, 355 South Washington Street, Plainville, Connecticut. The Council denies certification of Site A, located off of Town Line Road, Plainville, Connecticut.

The facility shall be constructed, operated, and maintained substantially as specified in the Council's record in this matter, and subject to the following conditions:

1. The tower shall be designed as a monopole, no taller than necessary to provide the proposed telecommunications services, sufficient to accommodate the antennas of AT&T Wireless PCS LLC, Omnipoint Communications Inc. d/b/a T-Mobile, Cellco partnership d/b/a Verizon Wireless and other entities, both public and private, but such tower shall not exceed a total height of 120 feet above ground level. The height at the top of the antennas shall not exceed a height of 123 feet above ground level.
2. The Certificate Holder shall prepare a Development and Management (D&M) Plan for this site in compliance with Sections 16-50j-75 through 16-50j-77 of the Regulations of Connecticut State Agencies. The D&M Plan shall be served on the Town of Plainville and all parties and intervenors, as listed in the service list, and submitted to and approved by the Council prior to the commencement of facility construction. The D&M shall include:
 - a. a detailed site development plan that depicts the location of the access road, compound, tower, utility line, erosion and sedimentation control features, and landscaping;
 - b. specifications for the tower, tower foundation, antennas, equipment building, and security fence; and
 - c. construction plans for site clearing, water drainage, and erosion and sedimentation control consistent with the 2002 Connecticut Guidelines for Soil Erosion and Sediment Control, as amended.
3. The Certificate Holder shall, prior to the commencement of operation, provide the Council worst-case modeling of electromagnetic radio frequency power density of all proposed entities' antennas at the closest point of uncontrolled access to the tower base, consistent with Federal Communications Commission, Office of Engineering and Technology, Bulletin No. 65, August 1997. The Certificate Holder shall ensure a recalculated report of electromagnetic radio frequency power density is submitted to the Council if and when circumstances in operation cause a change in power density above the levels calculated and provided pursuant to this Decision and Order.

4. Upon the frequencies standards. Yes No

...al radio frequency standards applicable to shall be brought into compliance with such

Yes

No

Next

5. The Certificate Holder shall permit public or private entities to share space on the proposed tower for fair consideration, or shall provide any requesting entity with specific legal, technical, environmental, or economic reasons precluding such tower sharing.
6. The Certificate Holder shall provide reasonable space on the tower for no compensation for any municipal antennas, provided such antennas are compatible with the structural integrity of the tower.
7. If the facility does not initially provide wireless services within one year of completion of construction or ceases to provide wireless services for a period of one year, this Decision and Order shall be void, and the Certificate Holder shall dismantle the tower and remove all associated equipment or reapply for any continued or new use to the Council before any such use is made.
8. Any antenna that becomes obsolete and ceases to function shall be removed within 60 days after such antennas become obsolete and cease to function.
9. Unless otherwise approved by the Council, this Decision and Order shall be void if the facility authorized herein is not operational within one year of the effective date of this Decision and Order or within one year after all appeals to this Decision and Order have been resolved. Any request for extensions of the period shall be filed with the Council not later than sixty days prior to expiration date of the Certificate and shall be served on all parties and intervenors, as listed in the service list. Any proposed modifications to this Decision and Order shall likewise be so served.

Pursuant to General Statutes § 16-50p, we hereby direct that a copy of the Findings of Fact, Opinion, and Decision and Order be served on each person listed below, and notice of issuance shall be published in the Hartford Courant and the Bristol Press.

By this Decision and Order, the Council disposes of the legal rights, duties, and privileges of each party named or admitted to the proceeding in accordance with Section 16-50j-17 of the Regulations of Connecticut State Agencies.

The parties and intervenors to this proceeding are:

Applicant

AT&T Wireless PCS, LLC d/b/a AT&T Wireless

Yes

No

Next

Its Representative

Christopher B. Fisher, Esq.
Cuddy & Feder, LLP
90 Maple Avenue
White Plains, NY 10601

Intervenor

Omnipoint Communications Inc d/b/a T-Mobile

Its Representative

Stephen J. Humes
LeBoeuf, Lamb, Greene & MacRae, LLP
Goodwin Square
25 Asylum Street
Hartford, CT 06103

Intervenor

Cellco Partnership d/b/a Verizon Wireless

Its Representative

Kenneth C. Baldwin, Esq.
Robinson & Cole, LLP
280 Trumbull Street
Hartford, CT 06103-3597

Party

Robert S. Bocwinski
1785 St. Andrews Place
New Richmond, WI 54017-6050

Yes

No

Next

Add "N" Alt Business

**TOWN OF PLAINVILLE
BUILDING PERMIT
793-0221**

PERMIT#: 35717
DATE: 10/03/05
RECEIPT: 045638

ESTIMATED COST: 78,000.00

PERMIT FEE: 1,175.00

CERT OF OCCUP FEE: .00

#CO: 00000

ZONING CERT: .00

#ZP: 00000

STATE FEE: 12.48

TOTAL FEE: 1,187.48

MISCELLANEOUS INCOME .00

I hereby apply for a building permit to:
cell tower facility w/85' X 90' fenced gravel compound

Lot#: Location: 335 South Washington St.

OWNER: Display Properties LLC
335 S. Washington Street
Plainville, CT
747-9110

06062

CONTRACTOR: New Cingular Wireless PCS
500 Enterprise Drive
Rocky Hill, CT

06067

I hereby certify that the proposed work is authorized by the owner of record and that I have been authorized by the owner to make this application as an authorized agent and we agree to conform to all of the requirements of the laws of the State of Connecticut and the ordinances of the Town of Plainville and to notify the Building Official of any alteration in the plans or specifications of the building for which the permit is asked.

Applicant _____
Date

Approved By W. J. V. V. 10/20/05
Date



Town of Plainville, CT
Property Listing Report

Map Block Lot **42-A-03**
Developer Map

Unique Identifier **R05380**
Developer Lot

Building # **1**

Property Information

| | |
|-------------------|--|
| Property Location | 335 S WASHINGTON ST |
| Mailing Address | 335 S WASHINGTON ST PLAINVILLE CT 06062 |
| Land Use | Pre-Eng Mfg |
| Zoning Code | RI |
| Neighborhood | 811 |

| | |
|--------------|------------------------|
| Owner | DISPLAY PROPERTIES LLC |
| Co-Owner | |
| Book / Page | 0374/0357 |
| Land Class | Industrial |
| Census Tract | 4205 |
| Acreage | 8.07 |

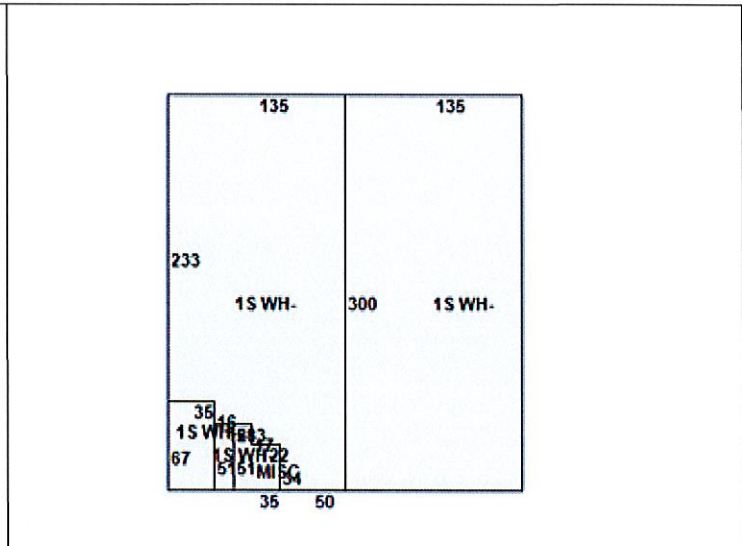
Valuation Summary

(Assessed value = 70% of Appraised Value)

| Item | Appraised | Assessed |
|--------------|----------------|----------------|
| Buildings | 3533400 | 2473330 |
| Outbuildings | 143000 | 100100 |
| Land | 469550 | 328700 |
| Total | 4145950 | 2902130 |

Utility Information

| | |
|--------------|-----|
| Electric | No |
| Gas | No |
| Sewer | Yes |
| Public Water | Yes |
| Well | No |



Primary Construction Details

| | |
|-------------------|-----------------|
| Year Built | 1989 |
| Building Desc. | Commercial |
| Building Style | |
| Stories | 1 |
| Exterior Walls | Metal, Sandwich |
| Exterior Walls 2 | |
| Interior Walls | Normal |
| Interior Walls 2 | |
| Interior Floors 1 | |
| Interior Floors 2 | |

| | |
|----------------|------|
| Heating Fuel | |
| Heating Type | Unit |
| AC Type | None |
| Bedrooms | 0 |
| Full Bathrooms | 0 |
| Half Bathrooms | 0 |
| Extra Fixtures | 0 |
| Total Rooms | 0 |
| Bath Style | NA |
| Kitchen Style | |
| Occupancy | 0 |

| | |
|--------------------|-----------|
| Livable Area (ft) | 83611 |
| Building Use | Warehouse |
| Building Condition | Average |
| Frame Type | B- |
| Building Grade | -12 |
| Fireplaces | 0 |
| Wood Stoves | 0 |
| Attic Access | |
| Roof Style | |
| Roof Cover | |

| | |
|------------------|----|
| Bsmt Area | 0 |
| Fin Bsmt Area | 0 |
| Fin Bsmt Quality | |
| Bsmt Access | |
| Bsmt Gar | 0 |
| Bsmt Sump Pump | No |



Town of Plainville, CT

Property Listing Report

Map Block Lot 42-A-03

Developer Map

Unique Identifier R05380

Developer Lot

Building # 1

Detached Outbuildings

| Type | Description | Area (sq ft) | Condition | Year Built |
|--------|--------------------------|--------------|-----------|------------|
| Paving | Paving | 9200 | Average | 1989 |
| Tower | Cell Tower | 120 | Average | 2000 |
| Lights | Light - Mer - Pole & Brk | 4 | Average | 2006 |
| | | | | |
| | | | | |
| | | | | |
| | | | | |
| | | | | |
| | | | | |
| | | | | |
| | | | | |

Attached Extra Features

| Type | Description | Area (sq ft) | Condition | Year Built |
|---------|---------------|--------------|-----------|------------|
| Unknown | Miscellaneous | 1411 | Average | 1989 |
| | | | | |
| | | | | |
| | | | | |
| | | | | |
| | | | | |
| | | | | |
| | | | | |
| | | | | |
| | | | | |
| | | | | |

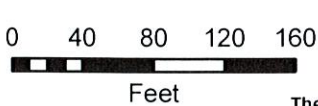
Sales History

| Owner of Record | Book/ Page | Sale Date | Sale Price |
|--------------------------|------------|-----------|------------|
| DISPLAY PROPERTIES LLC | 0374_0357 | 3/27/2001 | 1953261 |
| DISPLAY PROPERTIES LLC | 0374_0357 | 3/27/2001 | 0 |
| S CARPENTER CONST CO & | 0261_0313 | 9/14/1988 | 0 |
| ZARRELLA GEORGE M EST OF | 0261_0271 | 9/14/1988 | 0 |
| ZARRELLA GEORGE M | 0130_0418 | 5/7/1963 | 0 |

Town of Plainville, Connecticut - Assessment Parcel Map

Parcel: 42-A-03

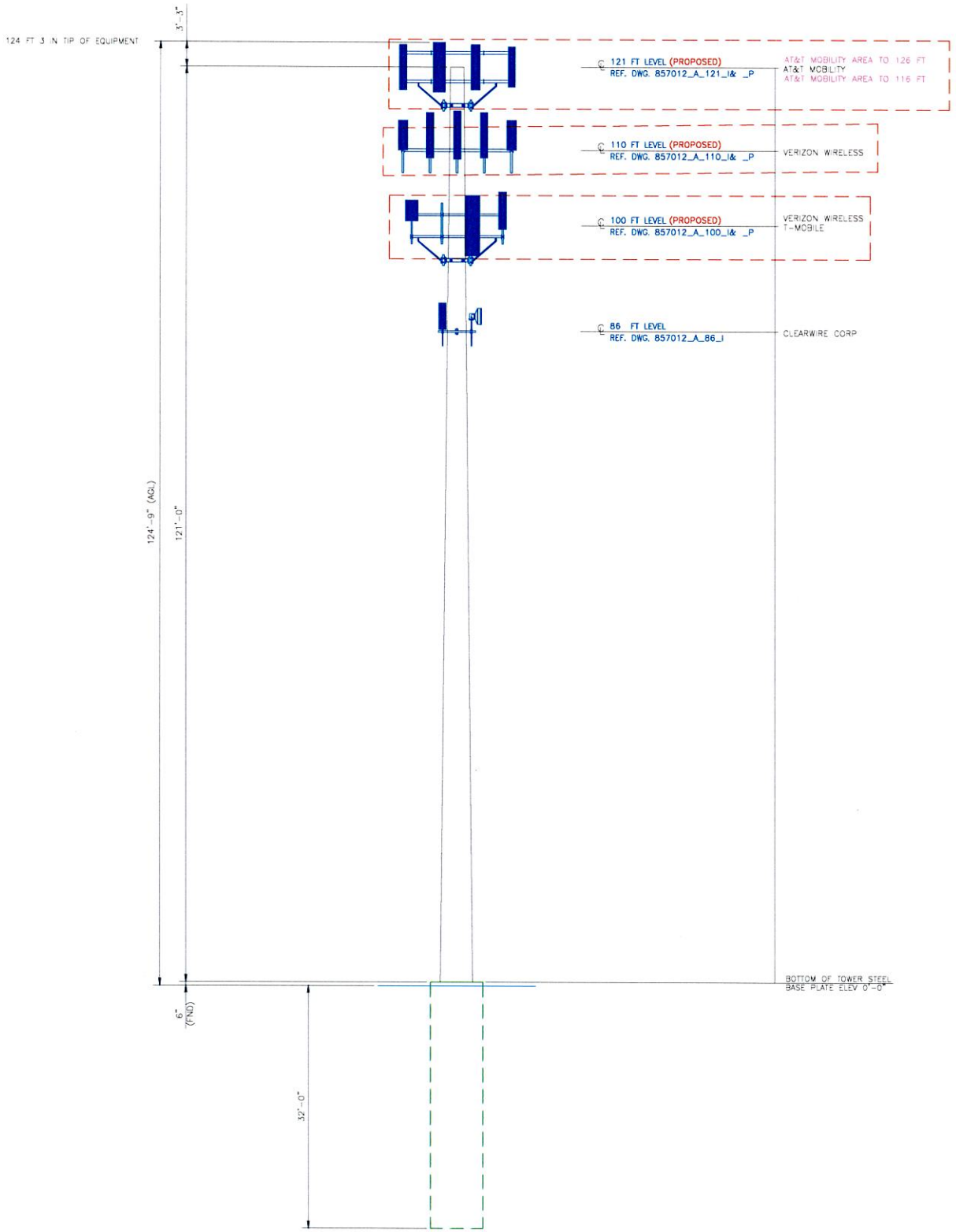
Address: 335 S WASHINGTON ST



Approximate Scale:
1 inch = 108 feet

Map Produced March 2022

Disclaimer: This map is for informational purposes only. All information is subject to verification by any user. The Town of Plainville and its mapping contractors assume no legal responsibility for the information contained herein.




BSF0020F3V1-1

TWIN BANDSTOP 900MHZ INTERFERENCE MITIGATION FILTER

The BSF0020 is ideal for co-located 700, 850 and 900 networks. Utilising a 2.6MHz guardband the BSF0020 provides rejection of the 900 UL band while passing 700/850 UL and DL bands. Capable of being used in an outdoor environment the BSF0020 contains two identical bandstop filters, suitable for 2x2 MIMO configuration, offering excellent insertion loss, group delay and rejection.

FEATURES

- Passes full 700 and 850 bands
- Low insertion loss
- Rejection of 900MHz uplink
- DC/AISG pass
- Twin unit
- Dual twin mounting available



TECHNICAL SPECIFICATIONS

| BAND NAME | 700 PATH / 850 UPLINK PATH | 850 DOWNLINK PATH |
|--------------------------------|---------------------------------|-------------------------------|
| Passband | 698 - 849MHz | 869 - 891.5MHz |
| Insertion loss | 0.1dB typical / 0.3dB maximum | 0.5dB typical, 1.45dB maximum |
| Return loss | 24dB typical, 18dB minimum | |
| Maximum input power (Per Port) | 100W average | 200W average and 66W per 5MHz |
| Rejection | 53dB minimum @ 894.1 - 896.5MHz | |

ELECTRICAL

| | |
|--------------------------|---|
| Impedance | 50Ohms |
| Intermodulation products | -160dBc maximum in UL Band (assuming 20MHz Signal), with 2 x 43dBm carriers -153dBc maximum with 2 x 43dBm |

DC / AISG

| | |
|---------------------|------------------------|
| Passband | 0 - 13MHz |
| Insertion loss | 0.3dB maximum |
| Return loss | 15dB minimum |
| Input voltage range | ± 33V |
| DC current rating | 2A continuous, 4A peak |
| Compliance | 3GPP TS 25.461 |

ENVIRONMENTAL

For further details of environmental compliance, please contact Kaelus.

| | |
|----------------------|--|
| Temperature range | -20°C to +60°C -4°F to +140°F |
| Ingress protection | IP67 |
| Altitude | 2600m 8530ft |
| Lightning protection | RF port: ±5kA maximum (8/20us), IEC 61000-4-5 – Unit must be terminated with some lightning protection circuits. |
| MTBF | >1,000,000 hours |
| Compliance | ETSI EN 300 019 class 4.1H, RoHS, NEBS GR-487-CORE |

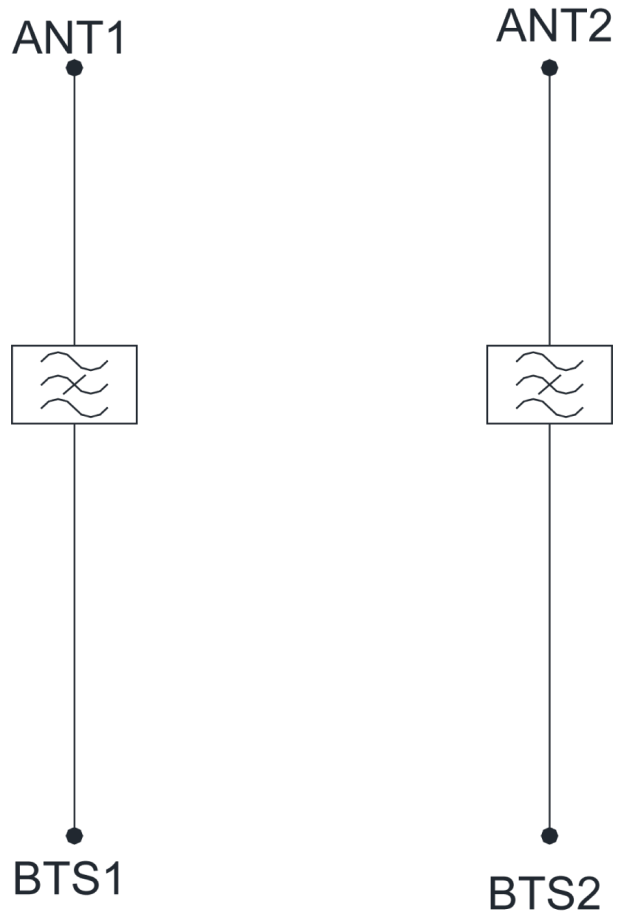
MECHANICAL

| | |
|----------------------|--|
| Dimensions H x D x W | 269 x 277 x 80mm 10.60 x 10.90 x 3.15in (Excluding brackets and connectors) |
| Weight | 8.0 kg 17.6 lbs (no bracket) |
| Finish | Powder coated, light grey (RAL7035) |
| Connectors | RF: 4.3-10 (F) x 4 |
| Mounting | Optional pole/wall bracket supplied with two metal clamps 45-178mm diameter poles or custom bracket. See ordering information. |

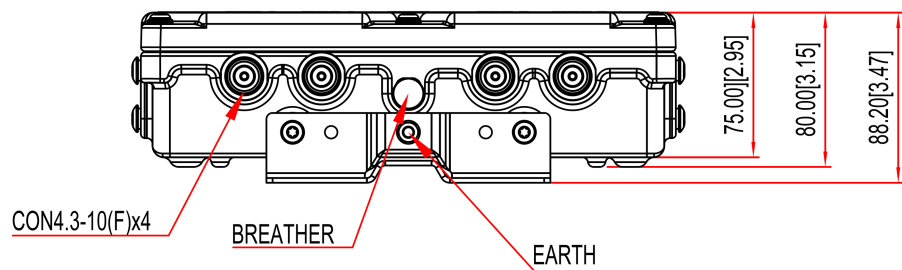
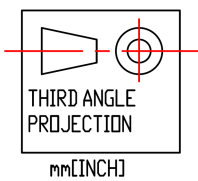
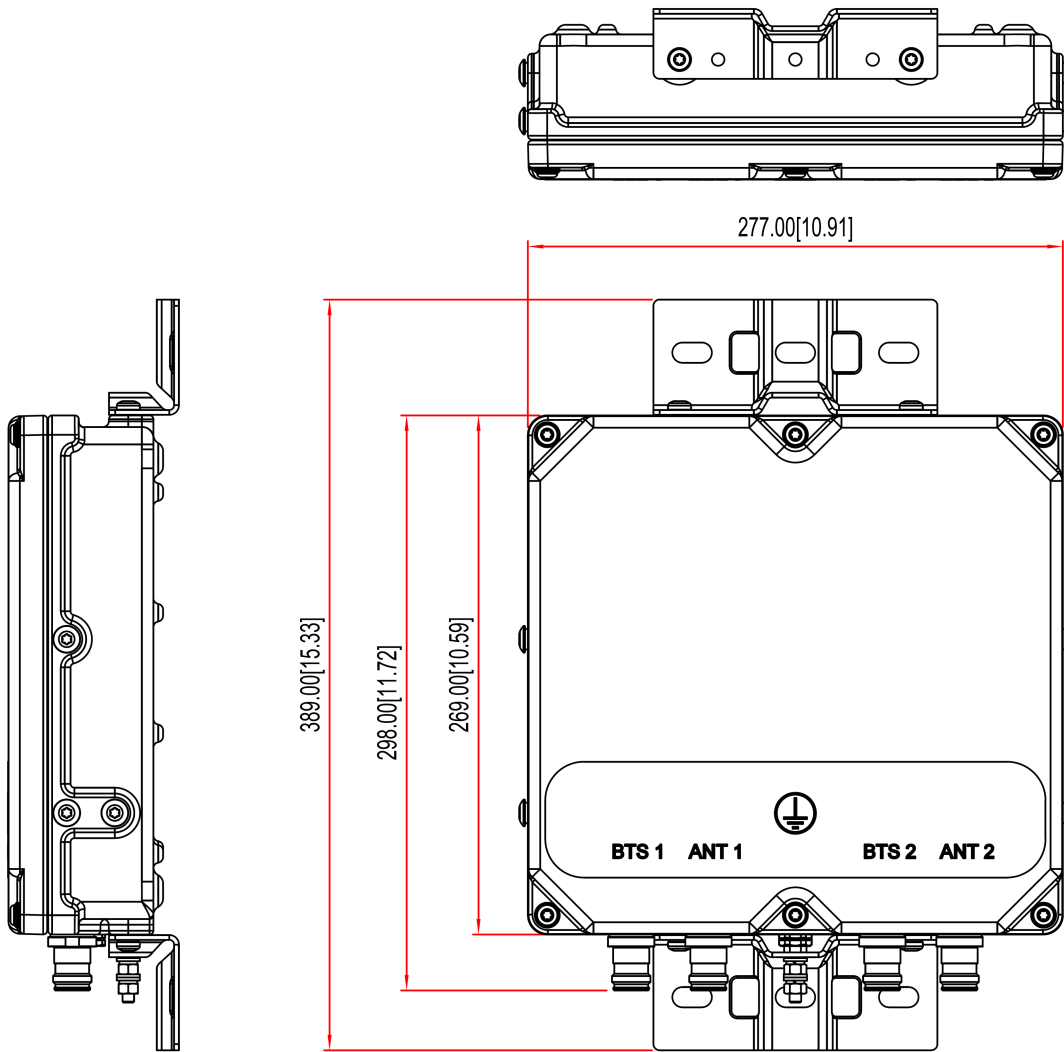
ORDERING INFORMATION

| PART NUMBER | CONFIGURATION | OPTIONAL FEATURES | CONNECTORS |
|---------------|--------------------|----------------------------|------------|
| BSF0020F3V1 | TWIN, 2 in / 2 out | DC/AISG PASS NO BRACKET | 4.3-10 (F) |
| BSF0020F3V1-1 | TWIN, 2 in / 2 out | DC/AISG PASS | 4.3-10 (F) |
| BSF0020F3V1-2 | QUAD, 4 in / 4 out | DC/AISG PASS | 4.3-10 (F) |

ELECTRICAL BLOCK DIAGRAM



MECHANICAL BLOCK DIAGRAM





Colliers Engineering & Design CT, P.C.
1055 Washington Boulevard
Stamford, CT 06901
203.324.0800
peter.albano@collierseng.com

Antenna Mount Analysis Report and PMI Requirements

Mount ReAnalysis

SMART Tool Project #: 10206429
Colliers Engineering & Design CT, P.C. Project #: 23777076 (Rev. 1)

July 10, 2023

Site Information

Site ID: 5000383293-VZW / SOUTHINGTON NORTH CT
Site Name: SOUTHINGTON NORTH CT
Carrier Name: Verizon Wireless
Address: 335 South Washington Street
Plainville, Connecticut 06112
Hartford County
Latitude: 41.652111°
Longitude: -72.879694°

Structure Information

Tower Type: 121-Ft Monopole
Mount Type: 13.67-Ft Platform Mount

FUZE ID # 17123828

Analysis Results

Platform: 78.1% Pass*

***Antennas and equipment to be installed in compliance with PMI Requirements of this mount analysis.**

***Contractor PMI Requirements:

Included at the end of this MA report

Available & Submitted via portal at <https://pmi.vzwsmart.com>

For additional questions and support, please reach out to:

pmisupport@colliersengineering.com

Report Prepared By: Frank Centone



Executive Summary:

The objective of this report is to determine the capacity of the antenna support mount at the subject facility for the final wireless telecommunications configuration, per the applicable codes and standards. Any modification listed under Sources of Information was assumed completed and was included in this analysis.

This analysis is inclusive of the mount structure only and does not address the structural capacity of the supporting structure. This mounting frame was not analyzed as an anchor attachment point for fall protection. All climbing activities are required to have a fall protection plan completed by a competent person.

Sources of Information:

| Document Type | Remarks |
|-----------------------------------|--|
| Radio Frequency Data Sheet (RFDS) | Verizon RFDS, Site ID: 324872, dated November 10, 2021 |
| Mount Mapping Report | RKS Design & Engineering, LLC, Site ID: CC:857012, dated November 7, 2021 |
| Mount Modification Report | Maser Consulting Connecticut, Project #: 21781013A, dated December 1, 2021 |
| Site Photos | Dated August 8, 2022 |
| Final Loading Guidance | Filter Add Scope Provided by Verizon Wireless |

Analysis Criteria:

Codes and Standards: ANSI/TIA-222-H
 2022 Connecticut State Building Code (CSBC), Effective October 1, 2022

Wind Parameters: Basic Wind Speed (Ultimate 3-sec. Gust), V_{ULT} : 120 mph
 Ice Wind Speed (3-sec. Gust): 50 mph
 Design Ice Thickness: 1.50 in
 Risk Category: II
 Exposure Category: C
 Topographic Category: 1
 Topographic Feature Considered: N/A
 Topographic Method: N/A
 Ground Elevation Factor, K_e : 0.994

Seismic Parameters: S_s : 0.192 g
 S_1 : 0.055 g

Maintenance Parameters: Wind Speed (3-sec. Gust): 30 mph
 Maintenance Load, L_v : 250 lbs.
 Maintenance Load, L_m : 500 lbs.

Analysis Software: RISA-3D (V17)

Final Loading Configuration:

The following equipment has been considered for the analysis of the mounts:

| Mount Elevation (ft) | Equipment Elevation (ft) | Quantity | Manufacturer | Model | Status |
|----------------------|--------------------------|----------|----------------|------------------------|----------|
| 110.25 | 113.50 | 3 | Samsung | MT6407-77A | Retained |
| | 112.00 | 3 | Samsung | B2/B66A RRH-BR049 | |
| | | 3 | Samsung | B5/B13 RRH-BR04C | |
| | | 1 | Raycap | RVZDC-6627-PF-48 | |
| | | 6 | Andrew | SBNHH-1D65B | |
| | | 2 | Amphenol Antel | BXA-70063-6CF | |
| | | 1 | Kathrein | 80010765 | |
| | 110.00 | 3 | Samsung | XXDWMM-12.5-65-8T-CBRS | |
| | | 2 | KAelus | BSF0020F3V1-1 | Added |

It is acceptable to install up to any three (3) of the OVP model numbers listed below as required at any location other than the mount face without affecting the structural capacity of the mount. If OVP units are installed on the mount face, a mount re-analysis may be required unless replacing an existing OVP.

| Model Number | Ports | AKA |
|------------------|-------|--------|
| DB-B1-6C-12AB-0Z | 6 | OVP-6 |
| RVZDC-6627-PF-48 | 12 | OVP-12 |

Standard Conditions:

1. All engineering services are performed on the basis that the information provided to Colliers Engineering & Design CT, P.C. and used in this analysis is current and correct. The existing equipment loading has been applied at locations determined from the supplied documentation. Any deviation from the loading locations specified in this report shall be communicated to Colliers Engineering & Design CT, P.C. to verify deviation will not adversely impact the analysis.
2. Mounts are assumed to have been properly fabricated, installed and maintained in good condition, twist free and plumb in accordance with its original design and manufacturer’s specifications.

Obvious safety and structural issues/deficiencies noticed at the time of the mount mapping and reported in the Mount Mapping Report are assumed to be corrected and documented as part of the PMI process and are not considered in the mount analysis.

The mount analysis and the mount mapping are not a condition assessment of the mount. Proper maintenance and condition assessments are still required post analysis.

3. For mount analyses completed from other data sources (including new replacement mounts) and not specifically mapped in accordance with the NSTD-446 Standard, the mounts are assumed to have been properly fabricated, installed and maintained in good condition, twist free and plumb in accordance with its original design and manufacturer’s specifications.
4. All member connections are assumed to have been designed to meet or exceed the load carrying capacity of the connected member unless otherwise specified in this report.

5. The mount was checked up to, and including, the bolts that fasten it to the mount collar/attachment and threaded rod connections in collar members if applicable. Local deformation and interaction between the mount collar/attachment and the supporting tower structure are outside the scope of this analysis.
6. All services are performed, results obtained, and recommendations made in accordance with generally accepted engineering principles and practices. Colliers Engineering & Design CT, P.C. is not responsible for the conclusion, opinions, and recommendations made by others based on the information supplied.
7. Structural Steel Grades have been assumed as follows, if applicable, unless otherwise noted in this analysis:
 - o Channel, Solid Round, Angle, Plate ASTM A36 (Gr. 36)
 - o HSS (Rectangular) ASTM 500 (Gr. B-46)
 - o Pipe ASTM A53 (Gr. B-35)
 - o Threaded Rod F1554 (Gr. 36)
 - o Bolts ASTM A325
8. It is assumed that the mount modifications listed under Sources of Information have been installed per the design specifications.

Discrepancies between in-field conditions and the assumptions listed above may render this analysis invalid unless explicitly approved by Colliers Engineering & Design.

Analysis Results:

| Component | Utilization % | Pass/Fail |
|---------------------|---------------|-----------|
| Antenna Pipe | 66.5 % | Pass |
| Face Horizontal | 23.0 % | Pass |
| Standoff Horizontal | 32.0 % | Pass |
| Kicker | 12.7 % | Pass |
| Mount Connection | 78.1 % | Pass |

| | |
|---|--------------|
| Structure Rating – (Controlling Utilization of all Components) | 78.1% |
|---|--------------|

Mount Steel (EPA)a per ANSI/TIA-222-H Section 2.6.11.2:

| Ice Thickness (In) | Mount Pipes Excluded | | Mount Pipes Included | |
|--------------------|------------------------|-----------------------|------------------------|-----------------------|
| | Front (EPA)a (Sq. Ft.) | Side (EPA)a (Sq. Ft.) | Front (EPA)a (Sq. Ft.) | Side (EPA)a (Sq. Ft.) |
| 0 | 21.5 | 21.5 | 45.5 | 45.5 |
| 0.5 | 27.4 | 27.4 | 61.4 | 61.4 |
| 1 | 32.6 | 32.6 | 76.7 | 76.7 |

Notes:

- (EPA)a values listed above may be used in the absence of more precise information
- (EPA)a values in the table above include 3 sector(s).
- Ka factors included in (EPA)a calculations

Requirements:

The existing mounts are **SUFFICIENT** for the final loading configuration shown in attachment 2 and do not require modifications. Additional requirements are noted below.

If required, ANSI/ASSP rigging plan review services compliant with the requirements of ANSI/TIA 322 are available for a Construction Class IV site or other. Separate review fees will apply.

Attachments:

1. **Contractor Required Post Installation Inspection (PMI) Report Deliverables**
2. Antenna Placement Diagrams
3. Mount Photos
4. Mount Mapping Report (for reference only)
5. Analysis Calculations

Mount Desktop – Post Modification Inspection (PMI) Report Requirements

Documents & Photos Required from Contractor – **Passing Mount Analysis**

Passing Mount Analysis requires a PMI due to a modification in loading.

Electronic pdf version of this can be downloaded at <https://pmi.vzsmart.com>.

For additional questions and support, please reach out to pmisupport@colliersengineering.com

MDG #: 5000383293

SMART Project #: 10206429

Fuze Project ID:

Purpose – to provide SMART Tool structural vendor the proper documentation in order to complete the required Mount Desktop review of the Post Modification Inspection Report.

- Contractor is responsible for making certain the photos provided as noted below provide confirmation that the installation was completed in accordance with this Passing Mount Analysis.
- Contractor shall relay any data that can impact the performance of the mount, this includes safety issues.

Base Requirements:

- If installation will cause damage to the structure, the climbing facility, or safety climb if present or any installed system, SMART Tool vendor to be notified prior to install. Any special photos outside of the standard requirements will be indicated on the drawings.
- Provide “as built mount drawings” showing contractor’s name, contact information, preparer’s signature, and date. Any deviations from the drawings (Proposed modification) shall be shown. NOTE: If loading is different than what is conveyed in the passing mount analysis (MA) contact the SMART Tool vendor immediately.
- Each photo should be time and date stamped
- Photos should be high resolution.
- Contractor shall ensure that the safety climb wire rope is supported and not adversely impacted by the install of the modification components. This may involve the install of wire rope guides, or other items to protect the wire rope. If there is conflict, contact the SMART Tool engineer for recommendations.
- The PMI can be accessed at the following portal: <https://pmi.vzsmart.com>

Photo Requirements:

- Photos taken at ground level
 - Photo of Gate Signs showing the tower owner, site name, and number.
 - Overall tower structure after installation.
 - Photos of the mount after installation; if the mounts are at different rad elevations, pictures must be provided for all elevations that equipment was installed.
- Photos taken at Mount Elevation
 - Photos showing the safety climb wire rope above and below the mount prior to installation.
 - Photos showing the climbing facility and safety climb if present.

- Photos showing each individual sector after installation. Each entire sector shall be in one photo to show the interconnection of members.
 - These photos shall also certify that the placement and geometry of the equipment on the mount is as depicted in the antenna placement diagram in this form.
- Photos that show the model number of each antenna and piece of equipment installed per sector.

Antenna & equipment placement and Geometry Confirmation:

- The contractor shall certify that the antenna & equipment placement and geometry is in accordance with the sketch and table as included in the mount analysis and noted below.
 - The contractor certifies that the photos support and the equipment on the mount is as depicted on the sketch and table included in this form and with the mount analysis provided.

OR

- The contractor notes that the equipment on the mount is not in accordance with the sketch and has noted the differences below and provided photo documentation of any alterations.

Special Instructions / Validation as required from the MA or any other information the contractor deems necessary to share that was identified:

Issue:

Response:

Special Instruction Confirmation:

- The contractor has read and acknowledges the above special instructions.
- All hardware listed in the Special Instructions above (if applicable) has been properly installed, and the existing hardware was inspected.
- The material utilized was as specified in the SMART Tool engineering vendor Special Instructions above (if applicable) and included in the material certification folder is a packing list or invoice for these materials.

OR

The material utilized was approved by a SMART Tool engineering vendor as an “equivalent” and this approval is included as part of the contractor submission.

Comments:

| |
|--|
| |
|--|

Contractor certifies that the climbing facility / safety climb was not damaged prior to starting work:

Yes No

Contractor certifies no new damage created during the current installation:

Yes No

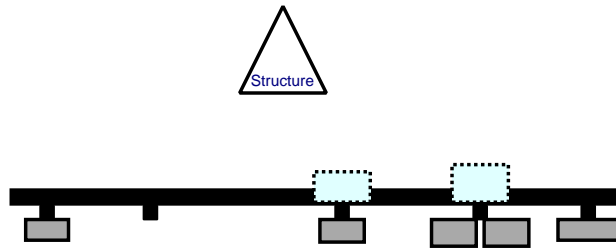
Contractor to certify the condition of the safety climb and verify no damage when leaving the site:

Safety Climb in Good Condition Safety Climb Damaged

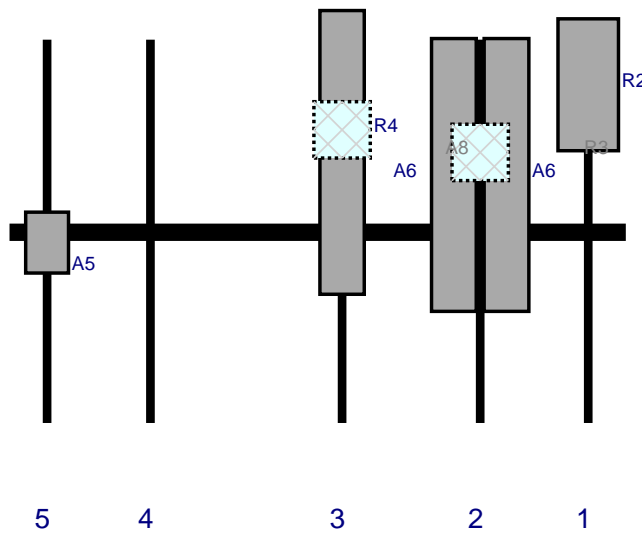
Certifying Individual:

| | |
|----------------|--|
| Company: | |
| Employee Name: | |
| Contact Phone: | |
| Email: | |
| Date: | |

Plan View

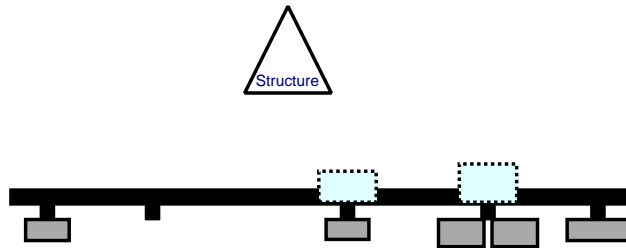


Front View - Looking at Structure

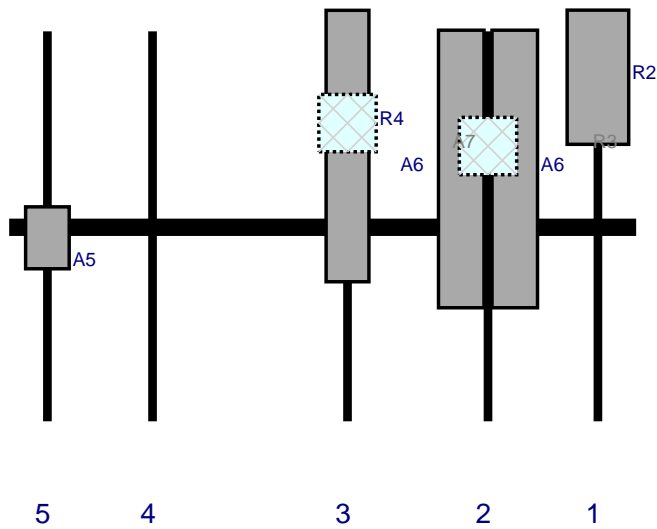


| Ref# | Model | Height (in) | Width (in) | H Dist Frm L. | Pipe # | Pipe Pos V | Ant Pos | C. Ant Frm T. | Ant H Off | Status | Validation |
|------|------------------------|-------------|------------|---------------|--------|------------|---------|---------------|-----------|----------|------------|
| R2 | MT6407-77A | 35.1 | 16.1 | 154 | 1 | a | Front | 12 | 0 | Retained | |
| A6 | SBNHH-1D65B | 72.6 | 11.9 | 125.25 | 2 | a | Front | 36 | 7 | Retained | |
| A6 | SBNHH-1D65B | 72.6 | 11.9 | 125.25 | 2 | b | Front | 36 | -7 | Retained | |
| R3 | B2/B66A RRH-BR049 | 15 | 15 | 125.25 | 2 | a | Behind | 30 | 0 | Retained | |
| A8 | 80010765 | 75.5 | 11.8 | 88.5 | 3 | a | Front | 30 | 0 | Retained | |
| R4 | B5/B13 RRH-BR04C | 15 | 15 | 88.5 | 3 | a | Behind | 24 | 0 | Retained | |
| A5 | XXDWMM-12.5-65-8T-CBRS | 16.2 | 11.4 | 10 | 5 | a | Front | 54 | 0 | Retained | |
| M57 | RVZDC-6627-PF-48 | 29.5 | 16.5 | | | Member | | | | Retained | |

Plan View

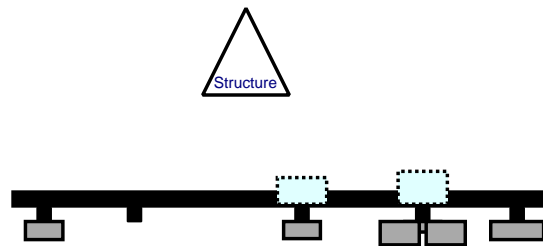


Front View - Looking at Structure

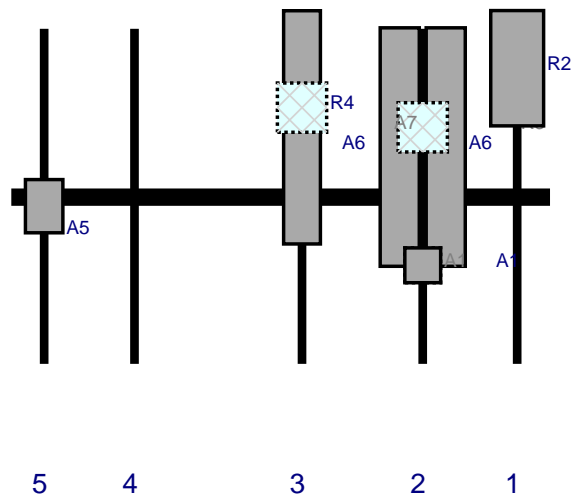


| Ref# | Model | Height (in) | Width (in) | H Dist Frm L. | Pipe # | Pipe Pos V | Ant Pos | C. Ant Frm T. | Ant H Off | Status | Validation |
|------|------------------------|-------------|------------|---------------|--------|------------|---------|---------------|-----------|----------|------------|
| R2 | MT6407-77A | 35.1 | 16.1 | 154 | 1 | a | Front | 12 | 0 | Retained | |
| A6 | SBNHH-1D65B | 72.6 | 11.9 | 125.25 | 2 | a | Front | 36 | 7 | Retained | |
| A6 | SBNHH-1D65B | 72.6 | 11.9 | 125.25 | 2 | b | Front | 36 | -7 | Retained | |
| R3 | B2/B66A RRH-BR049 | 15 | 15 | 125.25 | 2 | a | Behind | 30 | 0 | Retained | |
| A7 | BXA-70063-6CF | 71 | 11.2 | 88.5 | 3 | a | Front | 30 | 0 | Retained | |
| R4 | B5/B13 RRH-BR04C | 15 | 15 | 88.5 | 3 | a | Behind | 24 | 0 | Retained | |
| A5 | XXDWMM-12.5-65-8T-CBRS | 16.2 | 11.4 | 10 | 5 | a | Front | 54 | 0 | Retained | |

Plan View




Front View - Looking at Structure



| Ref# | Model | Height (in) | Width (in) | H Dist Frm L. | Pipe # | Pipe Pos V | Ant Pos | C. Ant Frm T. | Ant H Off | Status | Validation |
|------|------------------------|-------------|------------|---------------|--------|------------|---------|---------------|-----------|----------|------------|
| R2 | MT6407-77A | 35.1 | 16.1 | 154 | 1 | a | Front | 12 | 0 | Retained | |
| A6 | SBNHH-1D65B | 72.6 | 11.9 | 125.25 | 2 | a | Front | 36 | 7 | Retained | |
| A6 | SBNHH-1D65B | 72.6 | 11.9 | 125.25 | 2 | b | Front | 36 | -7 | Retained | |
| A1 | BSF0020F3V1-1 | 10.6 | 10.9 | 125.25 | 2 | a | Behind | 72 | 0 | Added | |
| A1 | BSF0020F3V1-1 | 10.6 | 10.9 | 125.25 | 2 | b | Front | 72 | 0 | Added | |
| R3 | B2/B66A RRR-BR049 | 15 | 15 | 125.25 | 2 | a | Behind | 30 | 0 | Retained | |
| A7 | BXA-70063-6CF | 71 | 11.2 | 88.5 | 3 | a | Front | 30 | 0 | Retained | |
| R4 | B5/B13 RRR-BR04C | 15 | 15 | 88.5 | 3 | a | Behind | 24 | 0 | Retained | |
| A5 | XXDWMM-12.5-65-8T-CBRS | 16.2 | 11.4 | 10 | 5 | a | Front | 54 | 0 | Retained | |



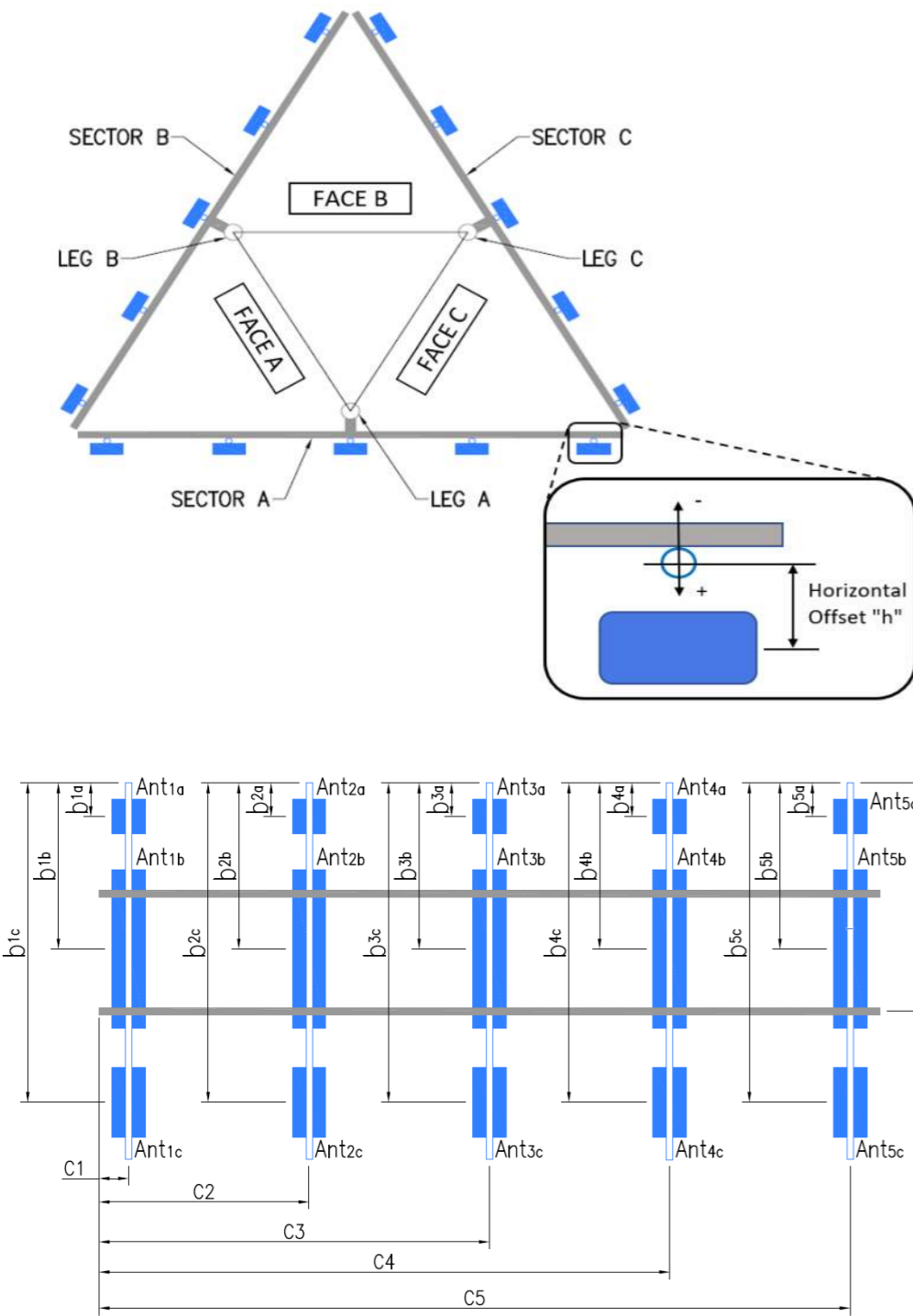
| | | | | |
|--|--|------------------------|-----------|---------|
|  | Antenna Mount Mapping Form (PATENT PENDING) | | | FCC # |
| | | | | UNKNOWN |
| Tower Owner: | CROWN CASTLE | Mapping Date: | 11/7/2021 | |
| Site Name: | CC:PLAINVILLE SOUTH WASHINGTON STREET,VZW:NE SOUTH | Tower Type: | Monopole | |
| Site Number or ID: | CC:857012 | Tower Height (Ft.): | UNKNOWN | |
| Mapping Contractor: | RKS Design & Engineering, LLC | Mount Elevation (Ft.): | 108.2 | |

This antenna mapping form is the property of TES and under **PATENT PENDING**. The formation contained herein is considered confidential in nature and is to be used only for the specific customer it was intended for. Reproduction, transmission, publication, modification or disclosure by any method is prohibited except by express written permission of TES. All means and methods are the responsibility of the contractor and the work shall be compliant with ANSI/ASSE A 10.48, OSHA, FCC, FAA and other safety requirements that may apply. TES is not warranting the usability of the safety climb as it must be assessed prior to each use in compliance with OSHA requirements.

Please insert the sketches of the antenna mount from the "Sketches" tab with dimensions and members here.

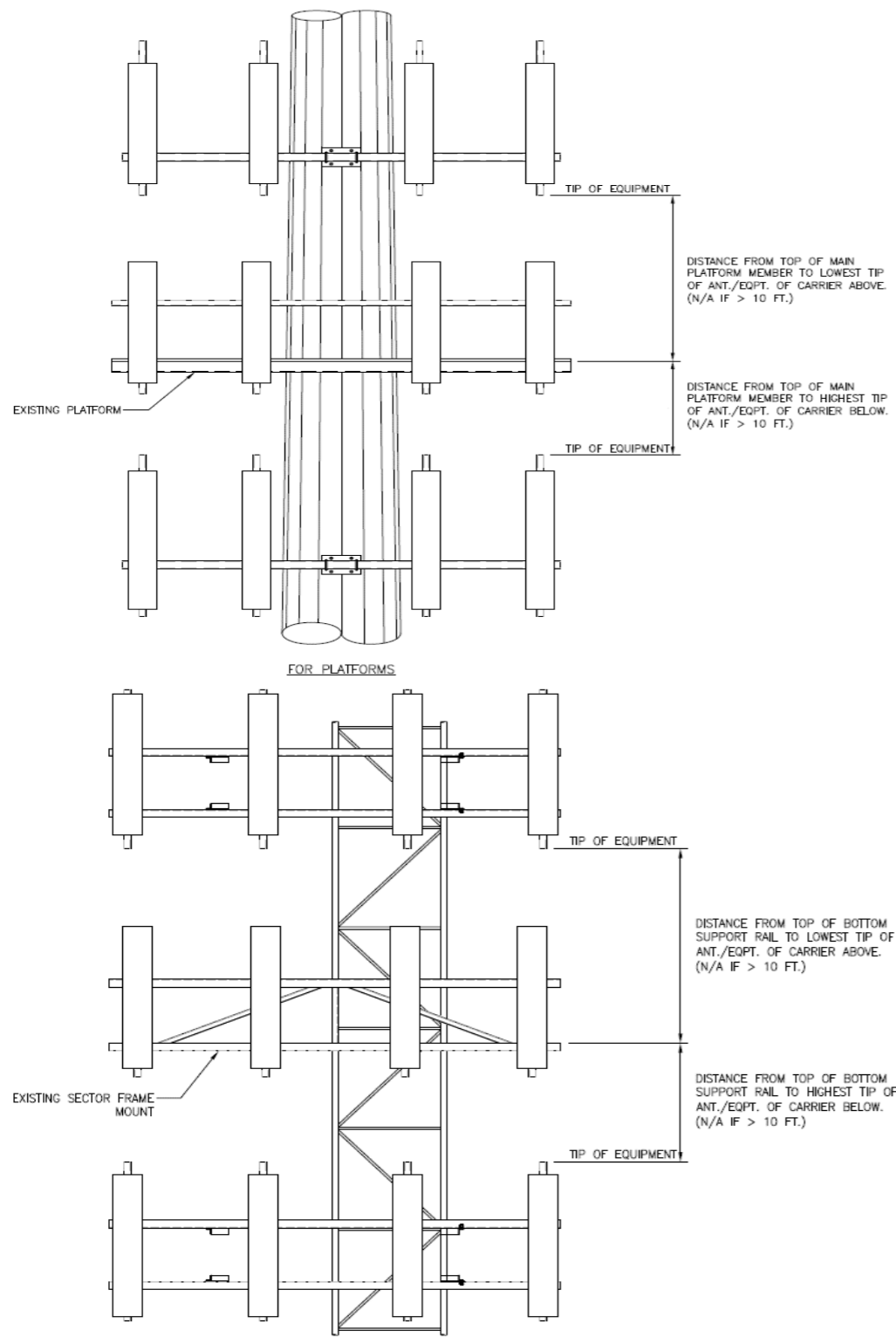
| Mount Pipe Configuration and Geometries [Unit = Inches] | | | | | | | |
|--|----------------------------------|-------------------------------|--------------------------------------|-------------------|----------------------------------|-------------------------------|--------------------------------------|
| Sector / Position | Mount Pipe Size & Length | Vertical Offset Dimension "u" | Horizontal Offset "C1, C2, C3, etc." | Sector / Position | Mount Pipe Size & Length | Vertical Offset Dimension "u" | Horizontal Offset "C1, C2, C3, etc." |
| A1 | Pipe 2.375"Ø X 0.17" X 102" Long | 51.25 | 10.00 | C1 | Pipe 2.375"Ø X 0.17" X 102" Long | 51.25 | 10.00 |
| A2 | Pipe 2.375"Ø X 0.19" X 96" Long | 59.50 | 38.75 | C2 | Pipe 2.375"Ø X 0.19" X 96" Long | 59.50 | 38.75 |
| A3 | Pipe 2.375"Ø X 0.18" X 102" Long | 51.25 | 75.50 | C3 | Pipe 2.375"Ø X 0.18" X 102" Long | 51.25 | 75.50 |
| A4 | Pipe 2.375"Ø X 0.17" X 102" Long | 51.25 | 126.50 | C4 | Pipe 2.375"Ø X 0.17" X 102" Long | 51.25 | 126.50 |
| A5 | Pipe 2.375"Ø X 0.17" X 102" Long | 51.25 | 154.00 | C5 | Pipe 2.375"Ø X 0.17" X 102" Long | 51.25 | 154.00 |
| A6 | | | | C6 | | | |
| B1 | Pipe 2.375"Ø X 0.17" X 102" Long | 51.25 | 10.00 | D1 | | | |
| B2 | Pipe 2.375"Ø X 0.19" X 96" Long | 59.50 | 38.75 | D2 | | | |
| B3 | Pipe 2.375"Ø X 0.18" X 102" Long | 51.25 | 75.50 | D3 | | | |
| B4 | Pipe 2.375"Ø X 0.17" X 102" Long | 51.25 | 126.50 | D4 | | | |
| B5 | Pipe 2.375"Ø X 0.17" X 102" Long | 51.25 | 154.00 | D5 | | | |
| B6 | | | | D6 | | | |
| Distance between bottom rail and mount CL elevation (dim d). Unit is inches. See 'Mount Elev Ref' tab for details. : | | | | | | | |
| Distance from top of bottom support rail to lowest tip of ant./eqpt. of Carrier above. (N/A if > 10 ft.) : | | | | | | | |
| Distance from top of bottom support rail to highest tip of ant./eqpt. of Carrier below. (N/A if > 10 ft.) : | | | | | | | |
| Please enter additional information or comments below. | | | | | | | |
| Tower Face Width at Mount Elev. (ft.): | | | | | | | |
| Tower Leg Size or Pole Shaft Diameter at Mount Elev. (in.): | | | | | | | |
| For T-Arms/Platforms on monopoles, report the weld size from the main standoff to the plate bolting into the collar mount. | | | | | | | |

| Ants. Items | Enter antenna model. If not labeled, enter "Unknown". | | | | | | Mounting Locations [Units are inches and degrees] | | | Photos of antennas |
|-------------------|---|-------------|-------------|--------------|-------------------|---------------------------|---|---|---------------------------|--------------------|
| | Antenna Models if Known | Width (in.) | Depth (in.) | Height (in.) | Coax Size and Qty | Antenna Center-line (Ft.) | Vertical Distances "b _{1a} , b _{2a} , b _{3a} , b _{1b} ..." (Inches) | Horiz. Offset "h" (Use "-" if Ant. is behind) | Antenna Azimuth (Degrees) | |
| Sector A | | | | | | | | | | |
| Ant _{1a} | | | | | | | | | | |
| Ant _{1b} | LPA-80063-4CF-EDIN | 15.20 | 13.10 | 47.40 | | 110.492 | 23.75 | 14.50 | 60.00 | 24,221 |
| Ant _{1c} | | | | | | | | | | |
| Ant _{2a} | B4 RRH2x60-4R | 10.60 | 5.70 | 36.60 | | 110.804 | 28.25 | -4.75 | | 24,221 |
| Ant _{2b} | SBNHH-1D65B | 11.90 | 7.10 | 72.00 | | 110.158 | 36.00 | 9.50 | 60.00 | 24,221 |
| Ant _{2c} | | | | | | | | | | |
| Ant _{3a} | B13 RRH4x30 | 12.00 | 9.00 | 21.60 | | 109.908 | 30.75 | -6.50 | | 24,222 |
| Ant _{3b} | 80010765V01 | 11.80 | 6.00 | 75.50 | | 108.908 | 42.75 | 9.00 | 60.00 | 24,222 |
| Ant _{3c} | | | | | | | | | | |
| Ant _{4a} | | | | | | | | | | |
| Ant _{4b} | SBNHH-1D65B | 11.90 | 7.10 | 72.00 | | 109.888 | 31.00 | 9.50 | 60.00 | 24,222 |
| Ant _{4c} | | | | | | | | | | |
| Ant _{5a} | | | | | | | | | | |
| Ant _{5b} | LPA-80063-4CF-EDIN | 15.20 | 13.10 | 47.40 | | 110.492 | 23.75 | 14.50 | 60.00 | 24,222 |
| Ant _{5c} | | | | | | | | | | |
| Ant on Standoff | RRFDC-3315-PF-48 | 15.70 | 10.20 | 25.60 | | | 14.50 | -8.50 | | 24,222 |
| Ant on Standoff | | | | | | | | | | |
| Ant on Tower | | | | | | | | | | |
| Ant on Tower | | | | | | | | | | |
| Sector B | | | | | | | | | | |
| Ant _{1a} | | | | | | | | | | |
| Ant _{1b} | LPA-80063-4CF-EDIN | 15.20 | 13.10 | 47.40 | | 110.492 | 23.75 | 14.50 | 180.00 | 31,225 |
| Ant _{1c} | | | | | | | | | | |
| Ant _{2a} | B4 RRH2x60-4R | 10.60 | 5.70 | 36.60 | | 110.804 | 28.25 | -4.75 | | 31,225 |
| Ant _{2b} | SBNHH-1D65B | 11.90 | 7.10 | 72.00 | | 110.158 | 36.00 | 9.50 | 180.00 | 31,225 |
| Ant _{2c} | | | | | | | | | | |
| Ant _{3a} | B13 RRH4x30 | 12.00 | 9.00 | 21.60 | | 109.908 | 30.75 | -6.50 | | 31,226 |
| Ant _{3b} | BXA-70063-6CF-EDIN | 11.20 | 5.20 | 71.00 | | 109.929 | 30.50 | 8.50 | 180.00 | 31,226 |
| Ant _{3c} | | | | | | | | | | |
| Ant _{4a} | | | | | | | | | | |
| Ant _{4b} | SBNHH-1D65B | 11.90 | 7.10 | 72.00 | | 109.888 | 31.00 | 9.50 | 180.00 | 31,228 |
| Ant _{4c} | | | | | | | | | | |
| Ant _{5a} | | | | | | | | | | |
| Ant _{5b} | LPA-80063-4CF-EDIN | 15.20 | 13.10 | 47.40 | | 110.492 | 23.75 | 14.50 | 180.00 | 31,228 |
| Ant _{5c} | | | | | | | | | | |

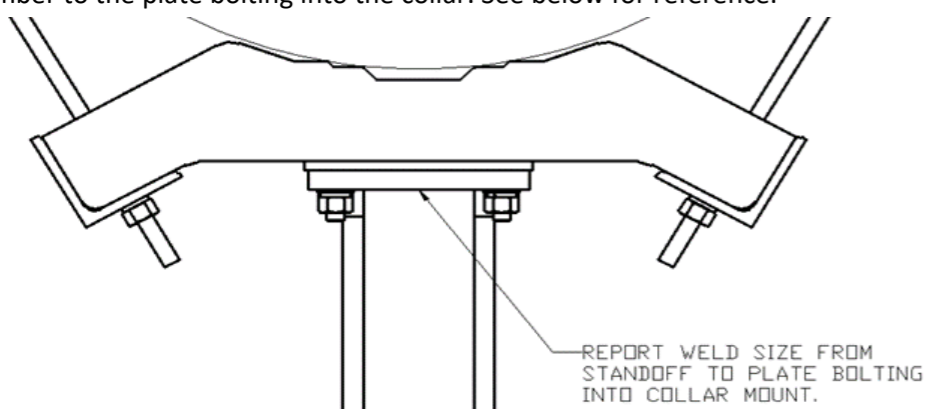


| Antenna Layout (Looking Out From Tower) | | | |
|---|-----------------|--|--|
| Mount Azimuth (Degree) for Each Sector | | Tower Leg Azimuth (Degree) for Each Sector | |
| Sector A: | 60.00 Deg | Leg A: | |
| Sector B: | 180.00 Deg | Leg B: | |
| Sector C: | 300.00 Deg | Leg C: | |
| Sector D: | | Leg D: | |
| Climbing Facility Information | | | |
| Location: | 230.00 Deg | N/A | |
| Climbing Facility | Corrosion Type: | N/A | |
| | Access: | Climbing path was unobstructed. | |
| | Condition: | Good condition. | |

Please insert a photo of the mount centerline measurement here.



For T-Arms/Platforms on monopoles, record the weld size from the main standoff member to the plate bolting into the collar. See below for reference.



| | | | | | | | | | | |
|-------------------|--------------------|-------|-------|-------|--|---------|-------|-------|--------|--------|
| Ant on Standoff | | | | | | | | | | |
| Ant on Standoff | | | | | | | | | | |
| Ant on Tower | | | | | | | | | | |
| Ant on Tower | | | | | | | | | | |
| Sector C | | | | | | | | | | |
| Ant _{1a} | | | | | | | | | | |
| Ant _{1b} | LPA-80063-4CF-EDIN | 15.20 | 13.10 | 47.40 | | 110.492 | 23.75 | 14.50 | 300.00 | 38,230 |
| Ant _{1c} | | | | | | | | | | |
| Ant _{2a} | B4 RRH2x60-4R | 10.60 | 5.70 | 36.60 | | 110.804 | 28.25 | -4.75 | | 38,230 |
| Ant _{2b} | SBNHH-1D65B | 11.90 | 7.10 | 72.00 | | 110.158 | 36.00 | 9.50 | 300.00 | 38,230 |
| Ant _{2c} | | | | | | | | | | |
| Ant _{3a} | B13 RRH4x30 | 12.00 | 9.00 | 21.60 | | 109.908 | 30.75 | -6.50 | | 38,231 |
| Ant _{3b} | BXA-70063-6CF-EDIN | 11.20 | 5.20 | 71.00 | | 109.929 | 30.50 | 8.50 | 300.00 | 38,231 |
| Ant _{3c} | | | | | | | | | | |
| Ant _{4a} | | | | | | | | | | |
| Ant _{4b} | SBNHH-1D65B | 11.90 | 7.10 | 72.00 | | 109.888 | 31.00 | 9.50 | 300.00 | 38,232 |
| Ant _{4c} | | | | | | | | | | |
| Ant _{5a} | | | | | | | | | | |
| Ant _{5b} | LPA-80063-4CF-EDIN | 15.20 | 13.10 | 47.40 | | 110.492 | 23.75 | 14.50 | 300.00 | 38,232 |
| Ant _{5c} | | | | | | | | | | |
| Ant on Standoff | | | | | | | | | | |
| Ant on Standoff | | | | | | | | | | |
| Ant on Tower | | | | | | | | | | |
| Ant on Tower | | | | | | | | | | |
| Sector D | | | | | | | | | | |
| Ant _{1a} | | | | | | | | | | |
| Ant _{1b} | | | | | | | | | | |
| Ant _{1c} | | | | | | | | | | |
| Ant _{2a} | | | | | | | | | | |
| Ant _{2b} | | | | | | | | | | |
| Ant _{2c} | | | | | | | | | | |
| Ant _{3a} | | | | | | | | | | |
| Ant _{3b} | | | | | | | | | | |
| Ant _{3c} | | | | | | | | | | |
| Ant _{4a} | | | | | | | | | | |
| Ant _{4b} | | | | | | | | | | |
| Ant _{4c} | | | | | | | | | | |
| Ant _{5a} | | | | | | | | | | |
| Ant _{5b} | | | | | | | | | | |
| Ant _{5c} | | | | | | | | | | |
| Ant on Standoff | | | | | | | | | | |
| Ant on Standoff | | | | | | | | | | |
| Ant on Tower | | | | | | | | | | |
| Ant on Tower | | | | | | | | | | |

| Observed Safety and Structural Issues During the Mount Mapping | | |
|--|--|---------|
| Issue # | Description of Issue | Photo # |
| 1 | COAX TOTAL (19): (1) 1.51"Ø, (18) FH 1-5/8 | |
| 2 | | |
| 3 | | |
| 4 | | |
| 5 | | |
| 6 | | |
| 7 | | |
| 8 | | |

| Observed Obstructions to Tower Lighting System | | | |
|---|---------|----------------------|---------|
| If the tower lighting system is being obstructed by the carrier's equipment (for example: a light nested by the antennas), please provide photos and fill in the information below. | | | Photo # |
| Description of Obstruction: | | | |
| Type of Light: | Photo # | Additional Comments: | |

| | | | |
|---|--|---------|--|
| Lighting Technology: | | Photo # | |
| Elevation (AGL) at base of light (Ft.): | | Photo # | |
| Is a service loop available? | | Photo # | |
| Is beacon installed on an extension? | | Photo # | |

Mapping Notes

1. Please report any visible structural or safety issues observed on the antenna mounts (Damaged members, loose connections, tilting mounts, safety climb issues, etc.)
2. If the thickness of the existing pipes or tubing can't be obtained from a general tool (such as Caliper), please use an ultrasonic measurement tool (thickness gauge) to measure the thickness.
3. Please create all required detail sketches of the mounts and insert them into the "Sketches" tab.
4. Please measure and enter the bolt sizes and types under the Members Box in the spreadsheet of the mount type.
5. Take and label the photos of the tower, mounts, connections, antennas and all measurements. Minimum 50 photos are required.
6. Please measure and report the size and length of all existing antenna mounting pipes.
7. Please measure and report the antenna information for all sectors.
8. Don't delete or rearrange any sheet or contents of any sheet from this mapping form.

Standard Conditions

1. Obvious safety and structural issues/deficiencies noticed at the time of the mount mapping are to be reported in this mapping. However, this mount mapping is not a condition assessment of the mount.



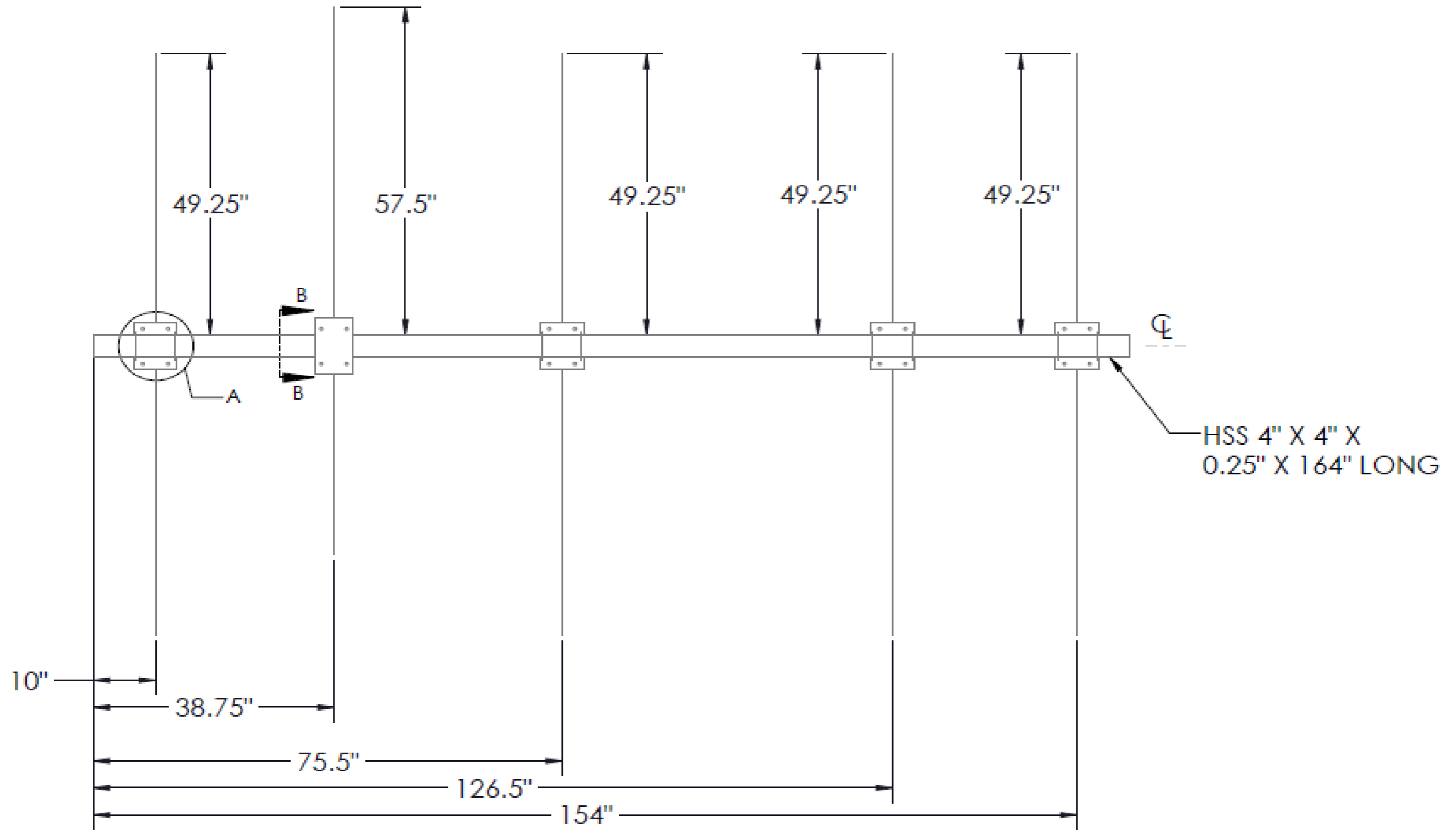
Antenna Mount Mapping Form (PATENT PENDING)

FCC #
UNKNOWN

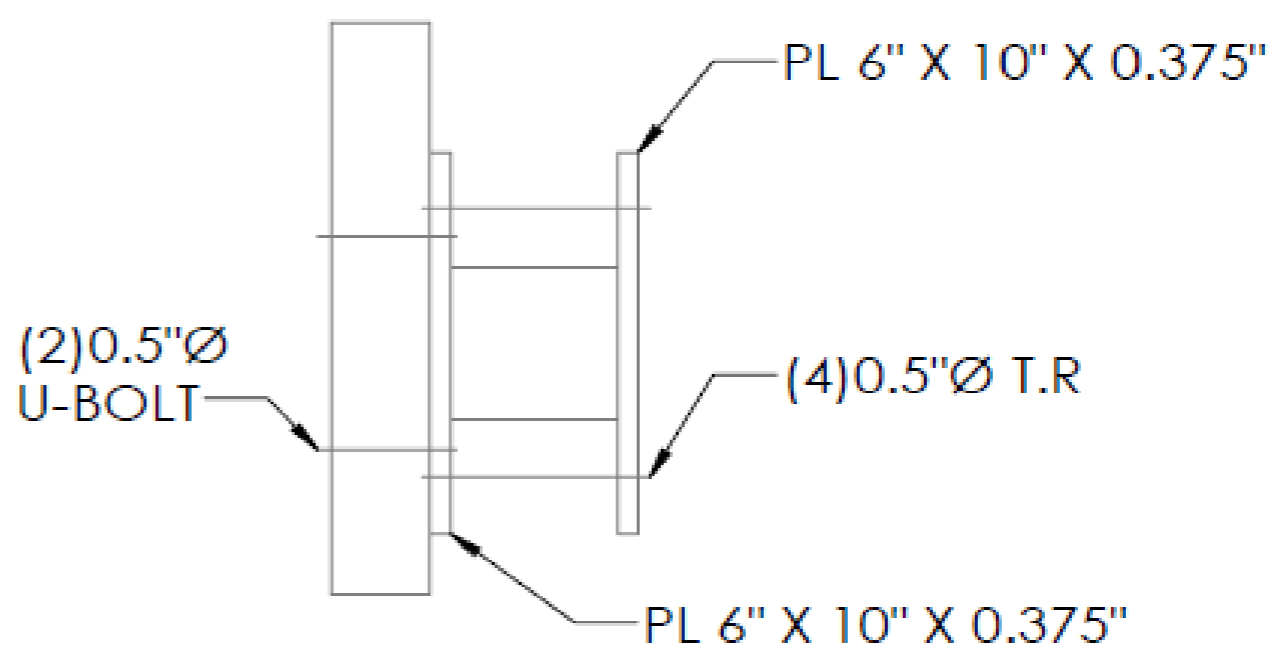
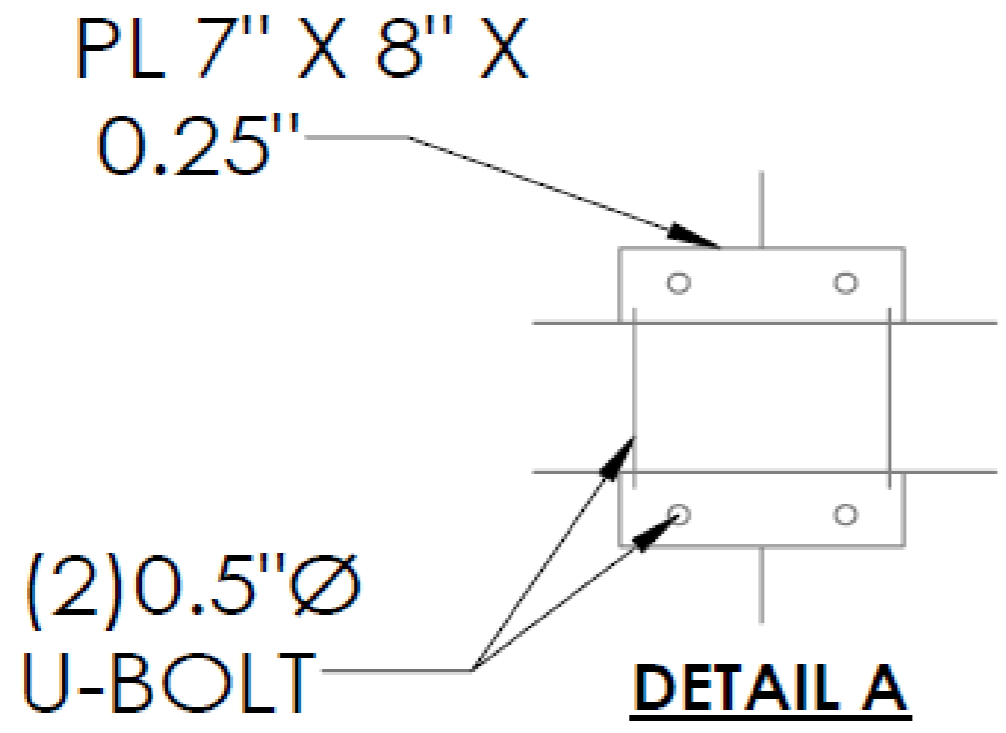
| | | | |
|---------------------|--|------------------------|-----------|
| Tower Owner: | CROWN CASTLE | Mapping Date: | 11/7/2021 |
| Site Name: | CC:PLAINVILLE SOUTH WASHINGTON STREET,VZW:NE SOUTH | Tower Type: | Monopole |
| Site Number or ID: | CC:857012 | Tower Height (Ft.): | UNKNOWN |
| Mapping Contractor: | RKS Design & Engineering, LLC | Mount Elevation (Ft.): | 108.2 |

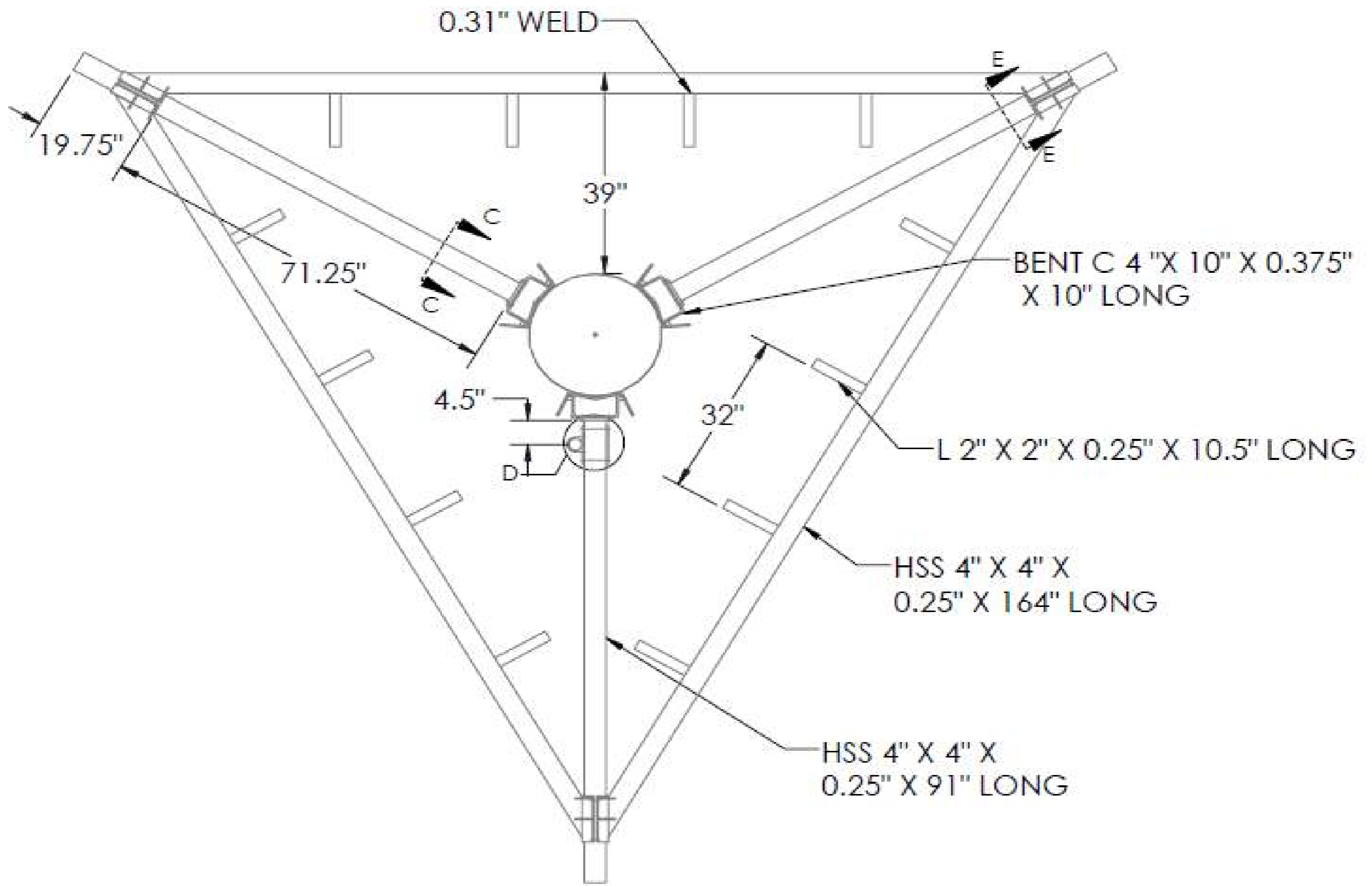
This antenna mapping form is the property of TES and under **PATENT PENDING**. The formation contained herein is considered confidential in nature and is to be used only for the specific customer it was intended for. Reproduction, transmission, publication, modification or disclosure by any method is prohibited except by express written permission of TES. All means and methods are the responsibility of the contractor and the work shall be compliant with ANSI/ASSE A 10.48, OSHA, FCC, FAA and other safety requirements that may apply. TES is not warranting the usability of the safety climb as it must be assessed prior to each use in compliance with OSHA requirements.

Please Insert Sketches of the Antenna Mount

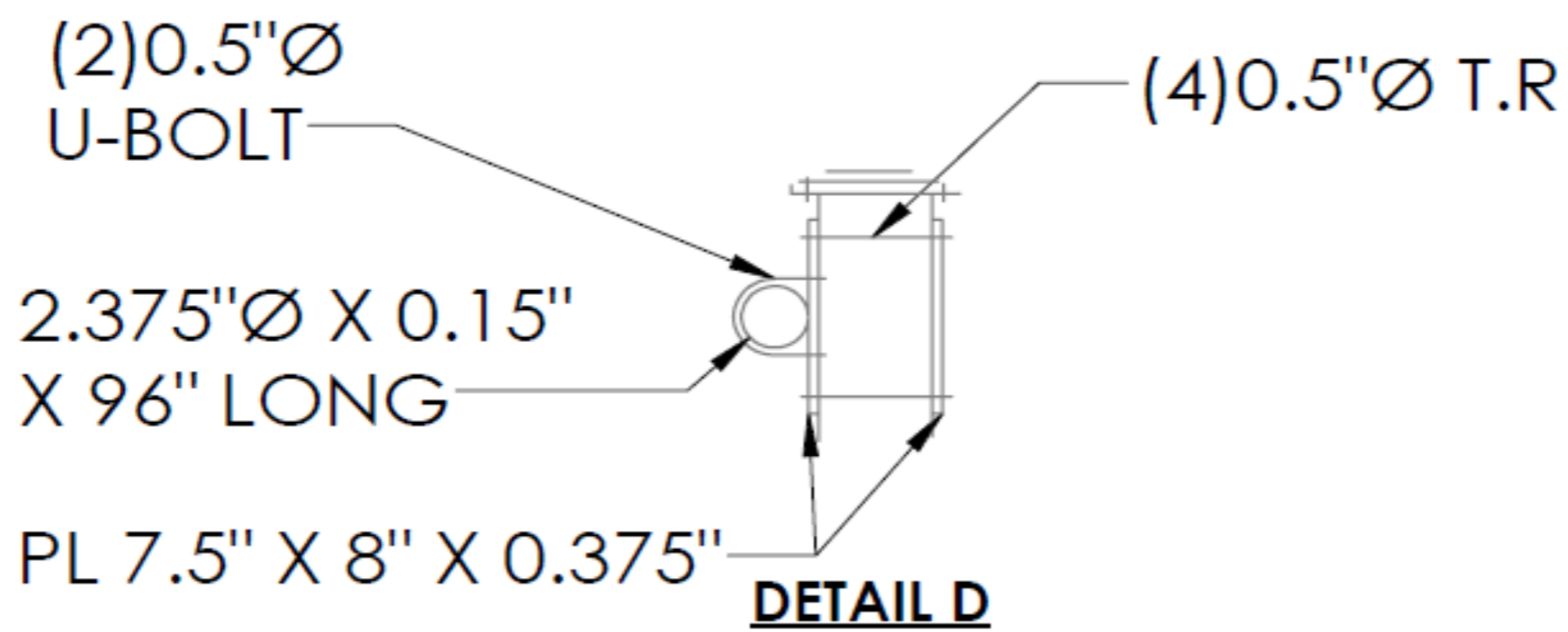


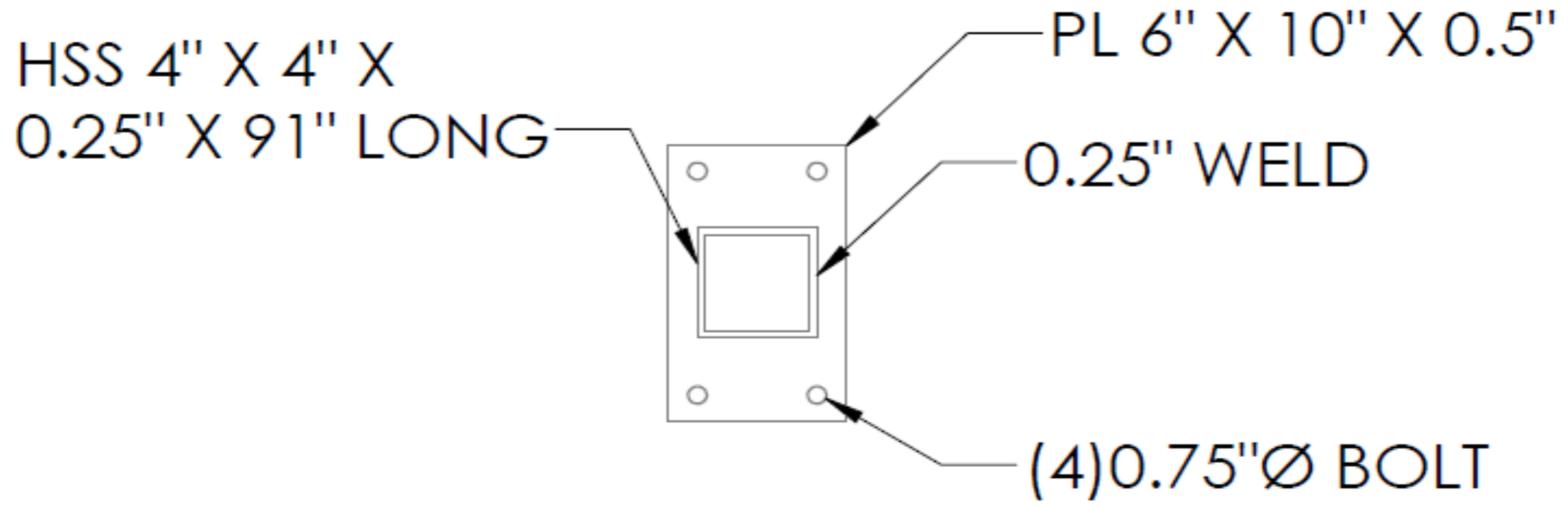
SECTOR A,B & C



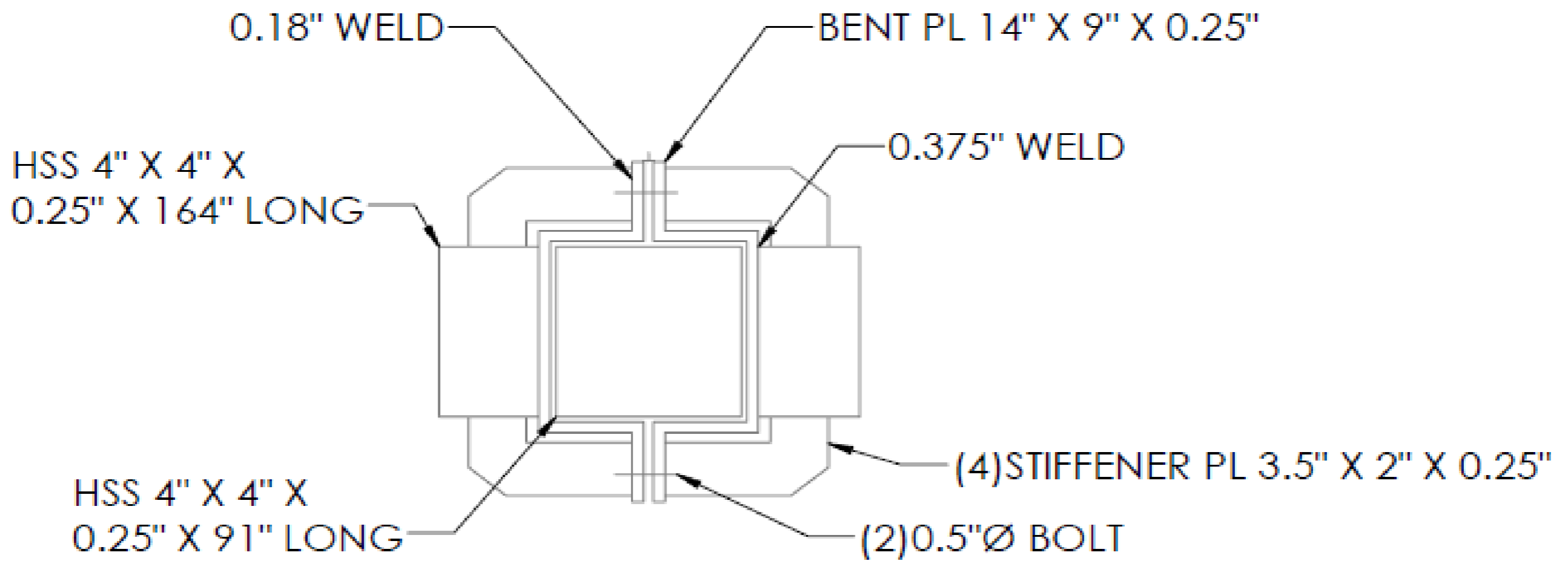


MOUNT VIEW

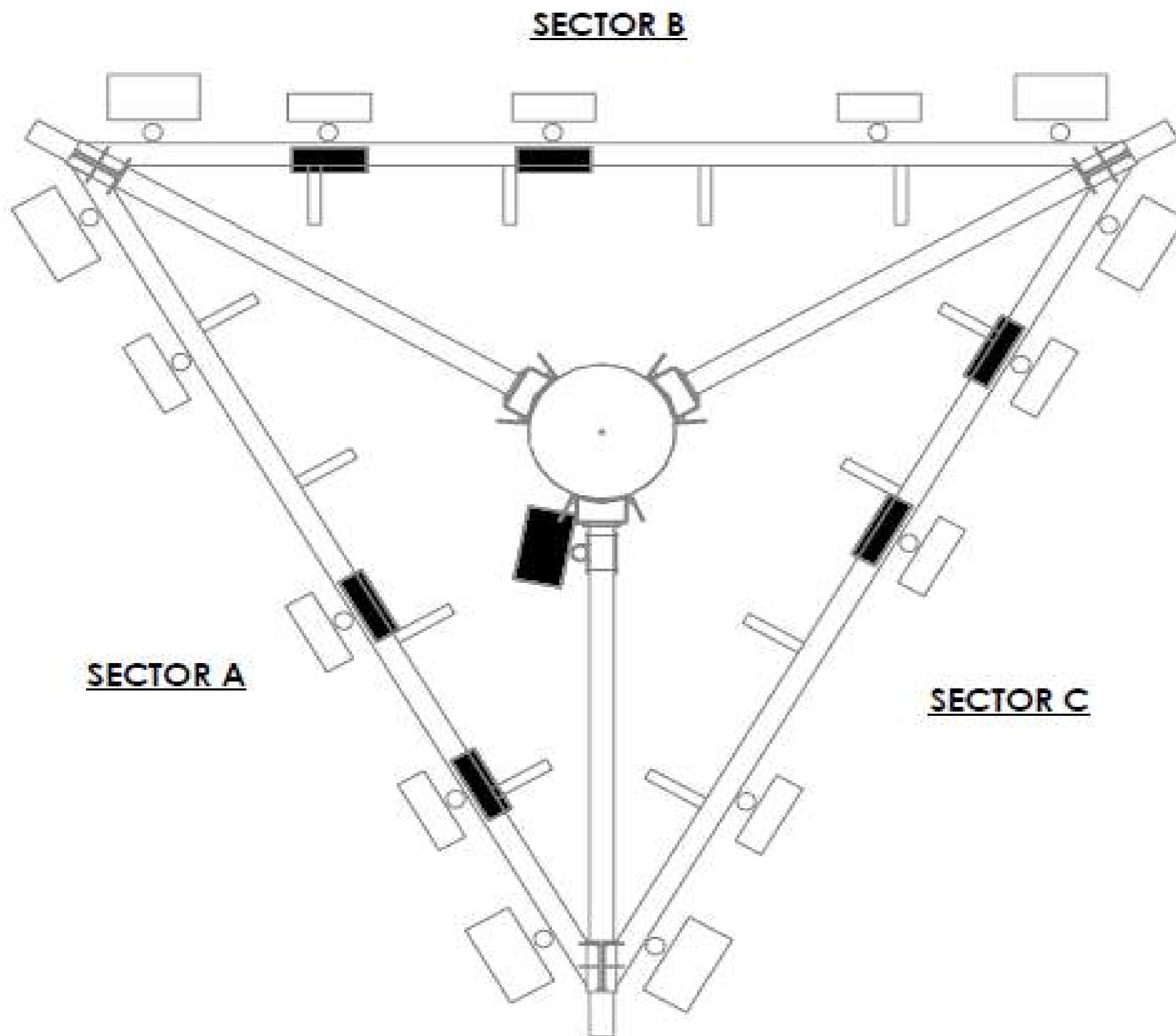




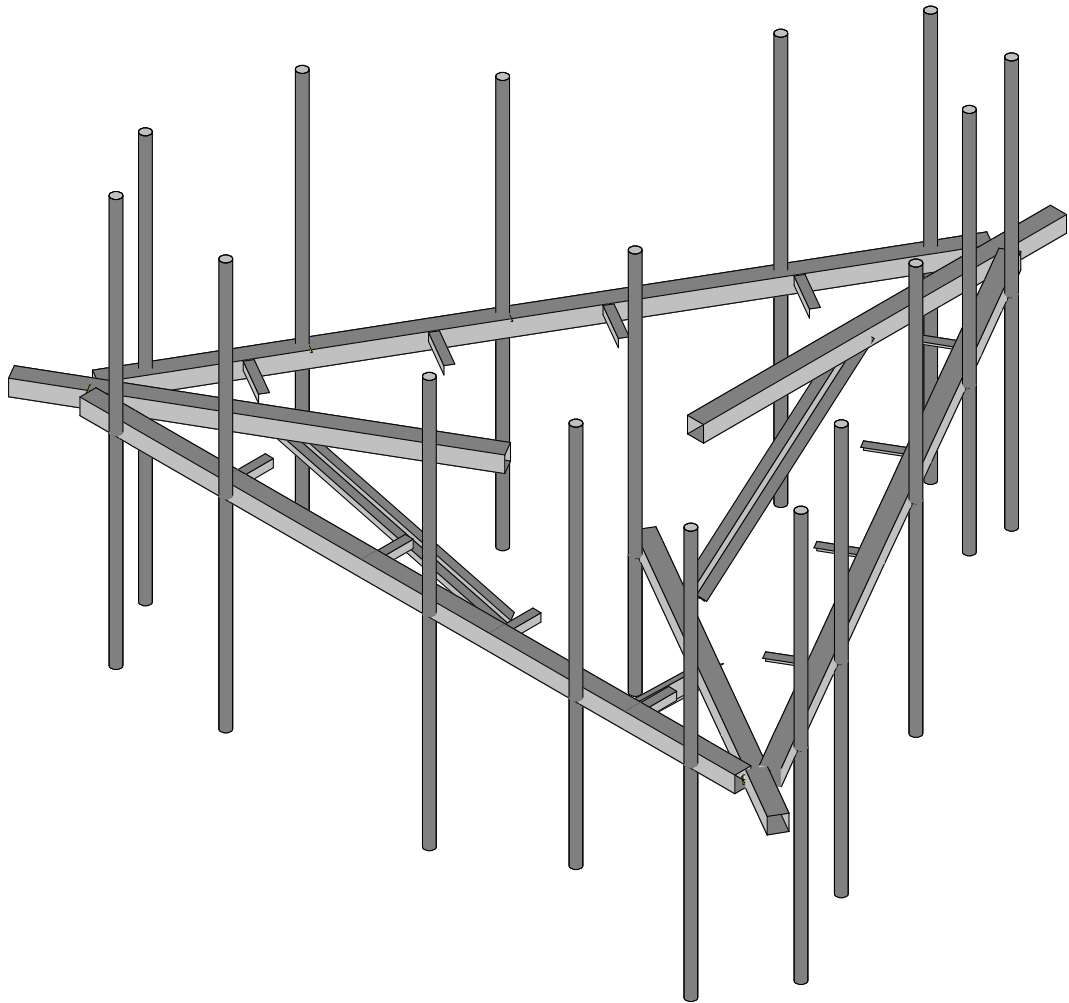
SECTION C-C



SECTION E-E



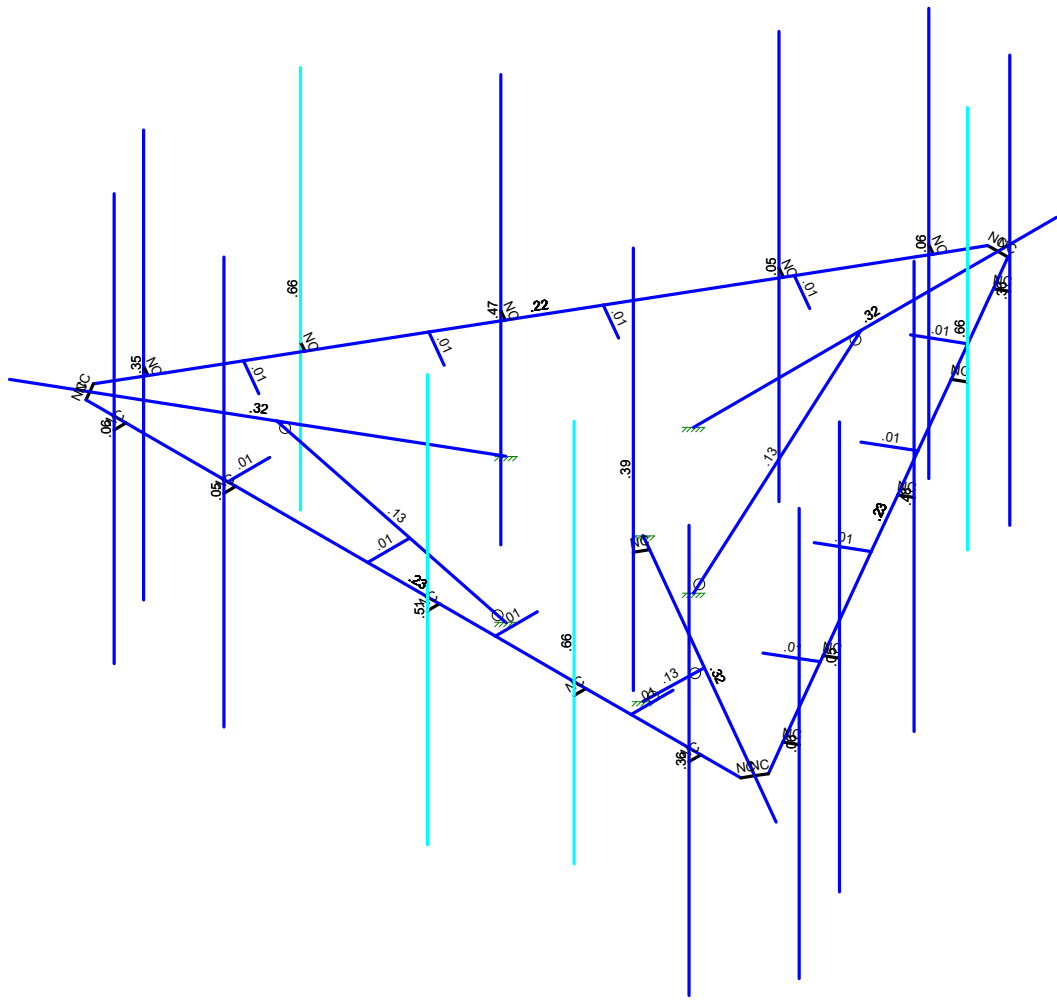
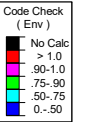
ANTENNA PLAN VIEW



SK - 1

July 5, 2023 at 12:41 PM

5000383293-VZW_MT_LO_H.r3d

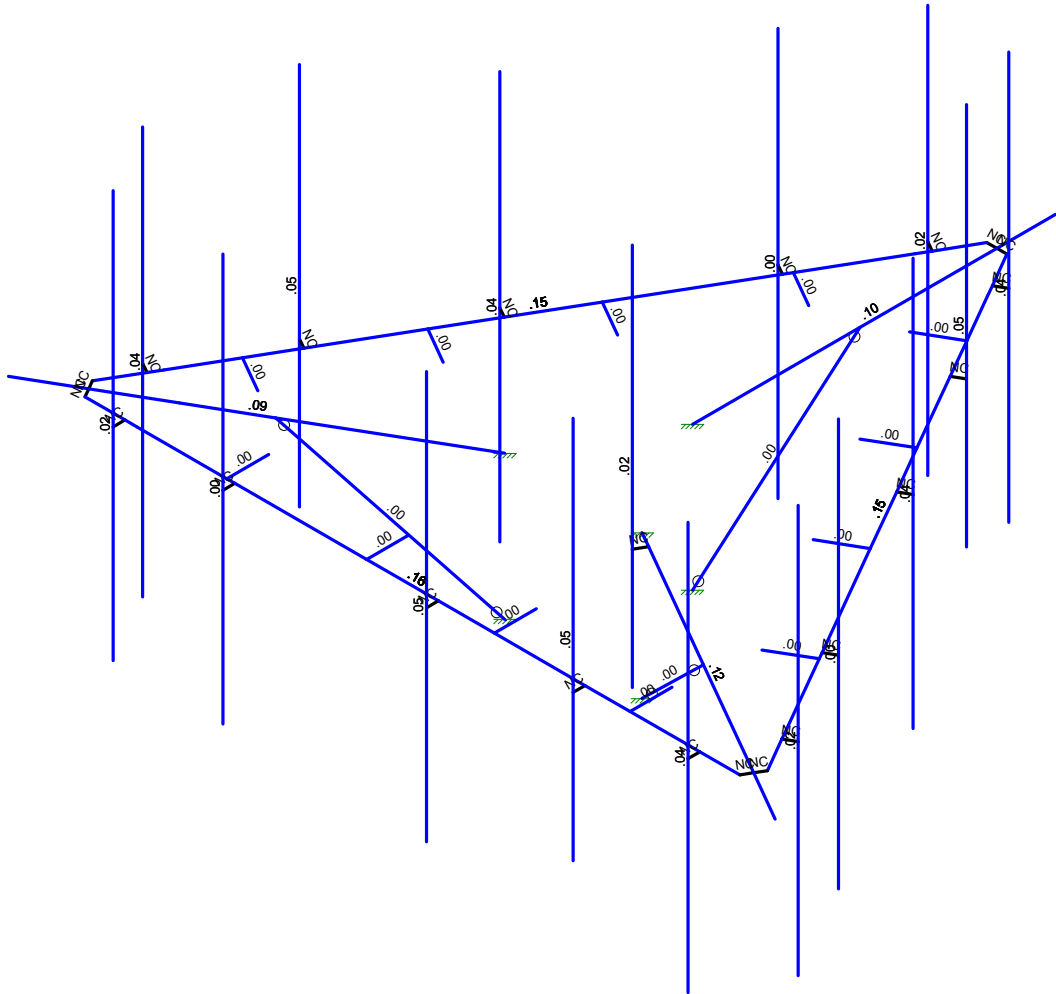
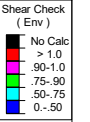


Member Code Checks Displayed (Enveloped)
Results for LC 1, 1.2D+1.0Wo (0 Deg)

SK - 2

July 5, 2023 at 12:41 PM

5000383293-VZW_MT_LO_H.r3d

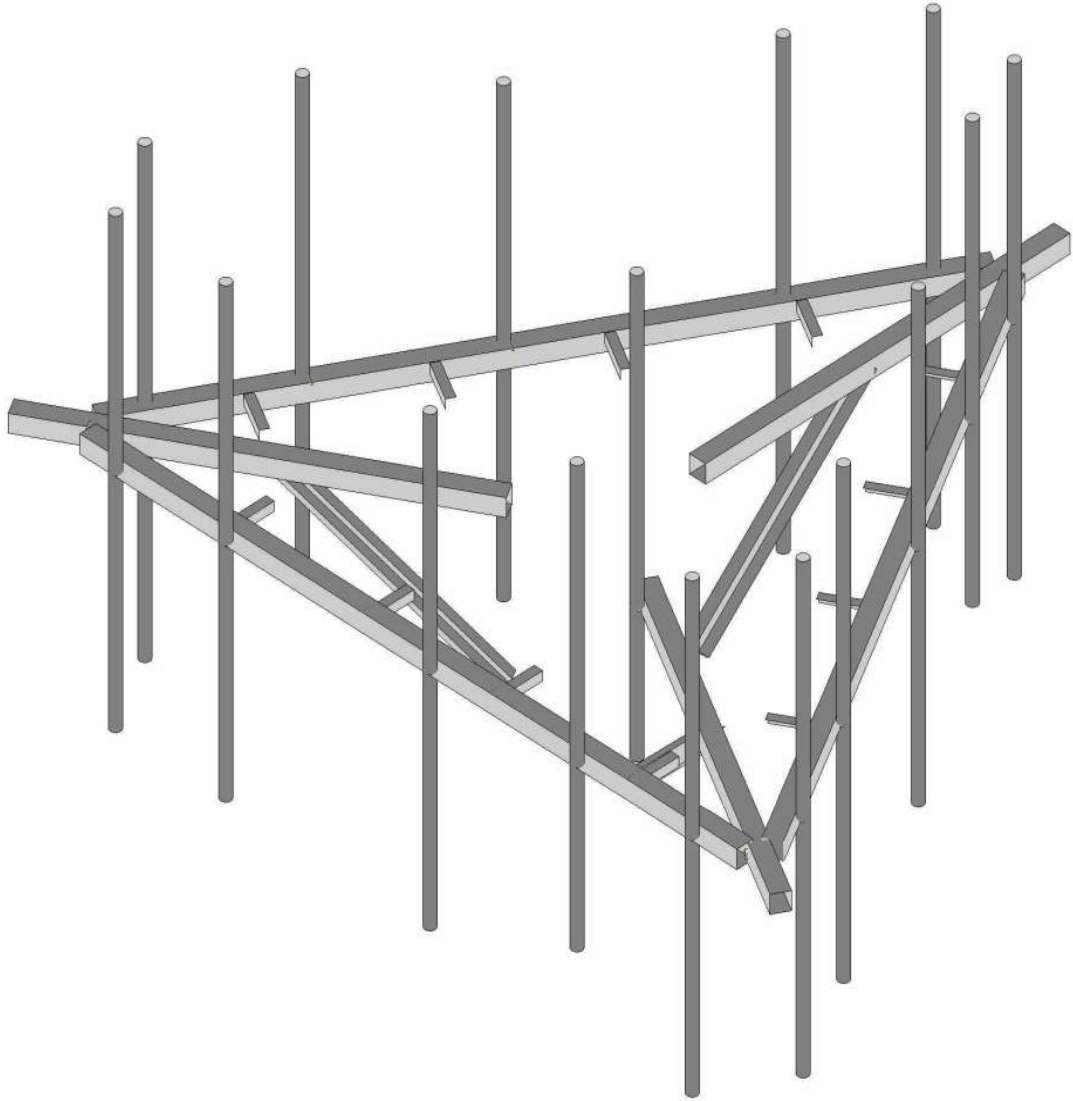
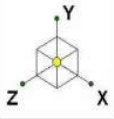


Member Shear Checks Displayed (Enveloped)
Results for LC 1, 1.2D+1.0Wo (0 Deg)

SK - 3

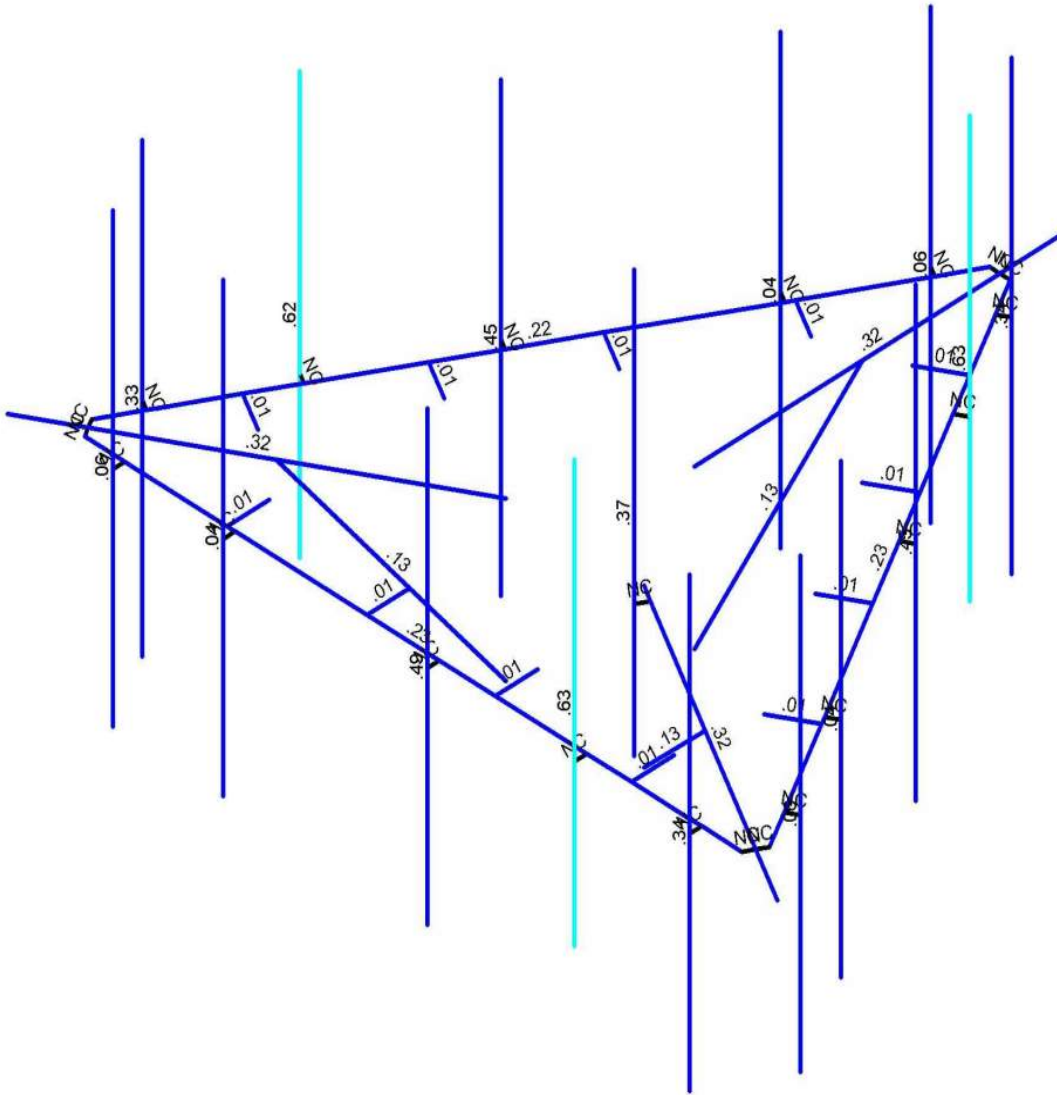

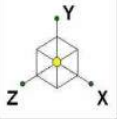
July 5, 2023 at 12:41 PM

5000383293-VZW_MT_LO_H.r3d



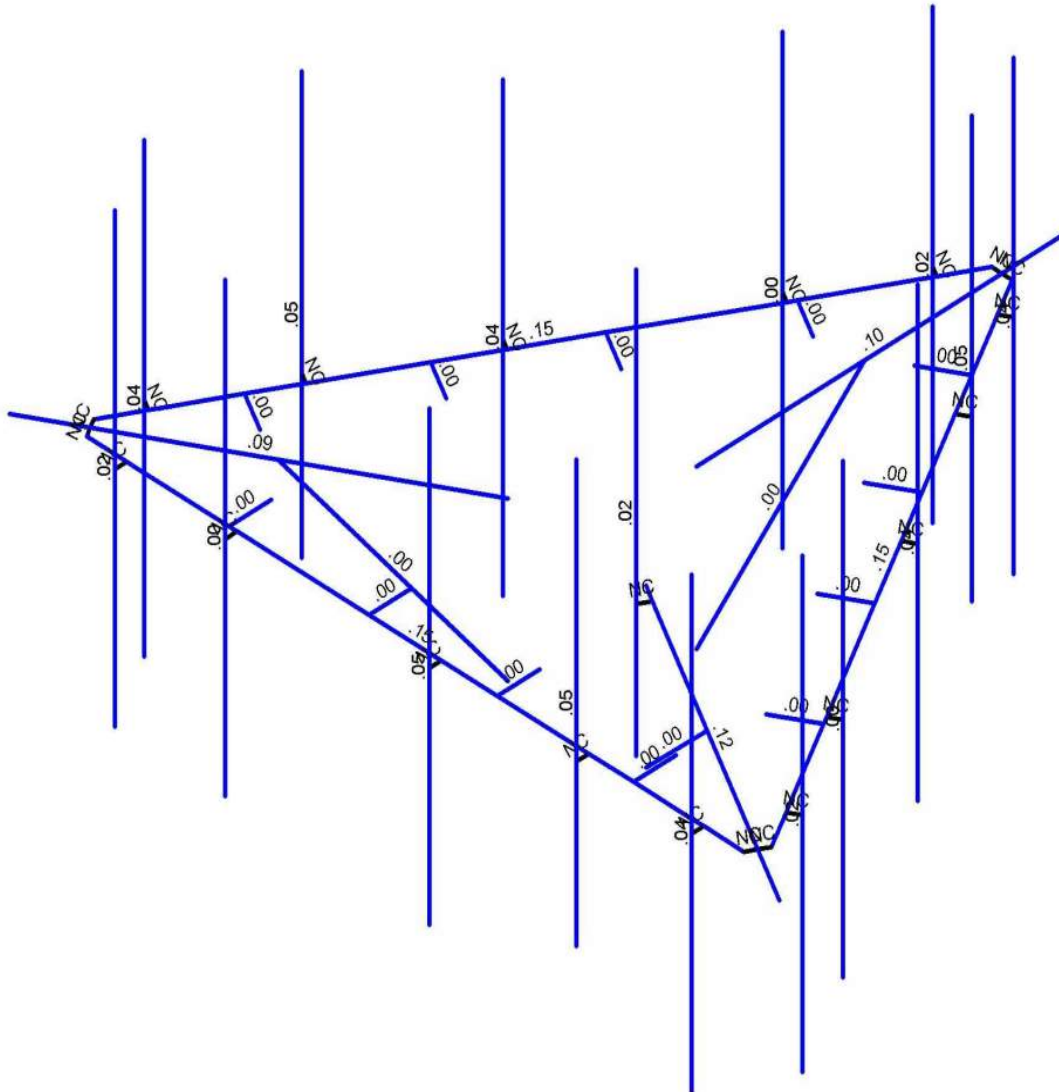

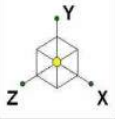
Envelope Only Solution

| | | |
|--|--|----------------------------|
| | | SK - 1 |
| | | July 2, 2023 at 4:08 PM |
| | | 5000383293-VZW_MT_LO_H.r3d |



Member Code Checks Displayed (Enveloped)
Envelope Only Solution

| | | |
|--|--|----------------------------|
| | | SK - 2 |
| | | July 2, 2023 at 4:09 PM |
| | | 5000383293-VZW_MT_LO_H.r3d |



Member Shear Checks Displayed (Enveloped)
Envelope Only Solution

SK - 3

July 2, 2023 at 4:09 PM

5000383293-VZW_MT_LO_H.r3d



Company :
 Designer :
 Job Number :
 Model Name :

July 5, 2023
 12:41 PM
 Checked By: _____

Basic Load Cases

| | BLC Description | Category | X Gravity | Y Gravity | Z Gravity | Joint | Point | Distributed Area(Me...) | Surface(P... |
|----|------------------------|----------|-----------|-----------|-----------|-------|-------|-------------------------|--------------|
| 1 | Antenna D | None | | | | | 105 | | |
| 2 | Antenna Di | None | | | | | 105 | | |
| 3 | Antenna Wo (0 Deg) | None | | | | | 105 | | |
| 4 | Antenna Wo (30 Deg) | None | | | | | 105 | | |
| 5 | Antenna Wo (60 Deg) | None | | | | | 105 | | |
| 6 | Antenna Wo (90 Deg) | None | | | | | 105 | | |
| 7 | Antenna Wo (120 Deg) | None | | | | | 105 | | |
| 8 | Antenna Wo (150 Deg) | None | | | | | 105 | | |
| 9 | Antenna Wo (180 Deg) | None | | | | | 105 | | |
| 10 | Antenna Wo (210 Deg) | None | | | | | 105 | | |
| 11 | Antenna Wo (240 Deg) | None | | | | | 105 | | |
| 12 | Antenna Wo (270 Deg) | None | | | | | 105 | | |
| 13 | Antenna Wo (300 Deg) | None | | | | | 105 | | |
| 14 | Antenna Wo (330 Deg) | None | | | | | 105 | | |
| 15 | Antenna Wi (0 Deg) | None | | | | | 105 | | |
| 16 | Antenna Wi (30 Deg) | None | | | | | 105 | | |
| 17 | Antenna Wi (60 Deg) | None | | | | | 105 | | |
| 18 | Antenna Wi (90 Deg) | None | | | | | 105 | | |
| 19 | Antenna Wi (120 Deg) | None | | | | | 105 | | |
| 20 | Antenna Wi (150 Deg) | None | | | | | 105 | | |
| 21 | Antenna Wi (180 Deg) | None | | | | | 105 | | |
| 22 | Antenna Wi (210 Deg) | None | | | | | 105 | | |
| 23 | Antenna Wi (240 Deg) | None | | | | | 105 | | |
| 24 | Antenna Wi (270 Deg) | None | | | | | 105 | | |
| 25 | Antenna Wi (300 Deg) | None | | | | | 105 | | |
| 26 | Antenna Wi (330 Deg) | None | | | | | 105 | | |
| 27 | Antenna Wm (0 Deg) | None | | | | | 105 | | |
| 28 | Antenna Wm (30 Deg) | None | | | | | 105 | | |
| 29 | Antenna Wm (60 Deg) | None | | | | | 105 | | |
| 30 | Antenna Wm (90 Deg) | None | | | | | 105 | | |
| 31 | Antenna Wm (120 De... | None | | | | | 105 | | |
| 32 | Antenna Wm (150 De... | None | | | | | 105 | | |
| 33 | Antenna Wm (180 De... | None | | | | | 105 | | |
| 34 | Antenna Wm (210 De... | None | | | | | 105 | | |
| 35 | Antenna Wm (240 De... | None | | | | | 105 | | |
| 36 | Antenna Wm (270 De... | None | | | | | 105 | | |
| 37 | Antenna Wm (300 De... | None | | | | | 105 | | |
| 38 | Antenna Wm (330 De... | None | | | | | 105 | | |
| 39 | Structure D | None | | -1 | | | | | 3 |
| 40 | Structure Di | None | | | | | | 37 | 3 |
| 41 | Structure Wo (0 Deg) | None | | | | | | 74 | |
| 42 | Structure Wo (30 Deg) | None | | | | | | 74 | |
| 43 | Structure Wo (60 Deg) | None | | | | | | 74 | |
| 44 | Structure Wo (90 Deg) | None | | | | | | 74 | |
| 45 | Structure Wo (120 D... | None | | | | | | 74 | |
| 46 | Structure Wo (150 D... | None | | | | | | 74 | |
| 47 | Structure Wo (180 D... | None | | | | | | 74 | |
| 48 | Structure Wo (210 D... | None | | | | | | 74 | |
| 49 | Structure Wo (240 D... | None | | | | | | 74 | |
| 50 | Structure Wo (270 D... | None | | | | | | 74 | |
| 51 | Structure Wo (300 D... | None | | | | | | 74 | |
| 52 | Structure Wo (330 D... | None | | | | | | 74 | |
| 53 | Structure Wi (0 Deg) | None | | | | | | 74 | |
| 54 | Structure Wi (30 Deg) | None | | | | | | 74 | |
| 55 | Structure Wi (60 Deg) | None | | | | | | 74 | |

Basic Load Cases (Continued)

| | BLC Description | Category | X Gravity | Y Gravity | Z Gravity | Joint | Point | Distributed Area(Me... | Surface(P... |
|----|-------------------------|----------|-----------|-----------|-----------|-------|-------|------------------------|--------------|
| 56 | Structure Wi (90 Deg) | None | | | | | | 74 | |
| 57 | Structure Wi (120 De... | None | | | | | | 74 | |
| 58 | Structure Wi (150 De... | None | | | | | | 74 | |
| 59 | Structure Wi (180 De... | None | | | | | | 74 | |
| 60 | Structure Wi (210 De... | None | | | | | | 74 | |
| 61 | Structure Wi (240 De... | None | | | | | | 74 | |
| 62 | Structure Wi (270 De... | None | | | | | | 74 | |
| 63 | Structure Wi (300 De... | None | | | | | | 74 | |
| 64 | Structure Wi (330 De... | None | | | | | | 74 | |
| 65 | Structure Wm (0 Deg) | None | | | | | | 74 | |
| 66 | Structure Wm (30 De... | None | | | | | | 74 | |
| 67 | Structure Wm (60 De... | None | | | | | | 74 | |
| 68 | Structure Wm (90 De... | None | | | | | | 74 | |
| 69 | Structure Wm (120 D... | None | | | | | | 74 | |
| 70 | Structure Wm (150 D... | None | | | | | | 74 | |
| 71 | Structure Wm (180 D... | None | | | | | | 74 | |
| 72 | Structure Wm (210 D... | None | | | | | | 74 | |
| 73 | Structure Wm (240 D... | None | | | | | | 74 | |
| 74 | Structure Wm (270 D... | None | | | | | | 74 | |
| 75 | Structure Wm (300 D... | None | | | | | | 74 | |
| 76 | Structure Wm (330 D... | None | | | | | | 74 | |
| 77 | Lm1 | None | | | | | 1 | | |
| 78 | Lm2 | None | | | | | 1 | | |
| 79 | Lv1 | None | | | | | 1 | | |
| 80 | Lv2 | None | | | | | 1 | | |
| 81 | Antenna Ev | None | | | | | 105 | | |
| 82 | Antenna Eh (0 Deg) | None | | | | | 70 | | |
| 83 | Antenna Eh (90 Deg) | None | | | | | 70 | | |
| 84 | Structure Ev | ELY | | -.041 | | | | | 3 |
| 85 | Structure Eh (0 Deg) | ELZ | | | -.102 | | | | 3 |
| 86 | Structure Eh (90 Deg) | ELX | .102 | | | | | | 3 |
| 87 | BLC 39 Transient Are... | None | | | | | | 36 | |
| 88 | BLC 40 Transient Are... | None | | | | | | 36 | |
| 89 | BLC 84 Transient Are... | None | | | | | | 36 | |
| 90 | BLC 85 Transient Are... | None | | | | | | 36 | |
| 91 | BLC 86 Transient Are... | None | | | | | | 36 | |

Load Combinations

| | Description | Sol.. | PD.. | SR.. | BLC Fact.. | BLC Fact.. | BLC Fact.. | BLC Fact.. | BLC Fact.. | BLC Fact.. | BLC Fact.. | BLC Fact.. | BLC Fact.. | BLC Fact.. | BLC Fact.. | BLC Fact.. |
|----|---------------|-------|------|------|------------|------------|------------|------------|------------|------------|------------|------------|------------|------------|------------|------------|
| 1 | 1.2D+1.0... | Yes | Y | | 1 | 1.2 | 39 | 1.2 | 3 | 1 | 41 | 1 | | | | |
| 2 | 1.2D+1.0... | Yes | Y | | 1 | 1.2 | 39 | 1.2 | 4 | 1 | 42 | 1 | | | | |
| 3 | 1.2D+1.0... | Yes | Y | | 1 | 1.2 | 39 | 1.2 | 5 | 1 | 43 | 1 | | | | |
| 4 | 1.2D+1.0... | Yes | Y | | 1 | 1.2 | 39 | 1.2 | 6 | 1 | 44 | 1 | | | | |
| 5 | 1.2D+1.0... | Yes | Y | | 1 | 1.2 | 39 | 1.2 | 7 | 1 | 45 | 1 | | | | |
| 6 | 1.2D+1.0... | Yes | Y | | 1 | 1.2 | 39 | 1.2 | 8 | 1 | 46 | 1 | | | | |
| 7 | 1.2D+1.0... | Yes | Y | | 1 | 1.2 | 39 | 1.2 | 9 | 1 | 47 | 1 | | | | |
| 8 | 1.2D+1.0... | Yes | Y | | 1 | 1.2 | 39 | 1.2 | 10 | 1 | 48 | 1 | | | | |
| 9 | 1.2D+1.0... | Yes | Y | | 1 | 1.2 | 39 | 1.2 | 11 | 1 | 49 | 1 | | | | |
| 10 | 1.2D+1.0... | Yes | Y | | 1 | 1.2 | 39 | 1.2 | 12 | 1 | 50 | 1 | | | | |
| 11 | 1.2D+1.0... | Yes | Y | | 1 | 1.2 | 39 | 1.2 | 13 | 1 | 51 | 1 | | | | |
| 12 | 1.2D+1.0... | Yes | Y | | 1 | 1.2 | 39 | 1.2 | 14 | 1 | 52 | 1 | | | | |
| 13 | 1.2D + 1.0... | Yes | Y | | 1 | 1.2 | 39 | 1.2 | 2 | 1 | 40 | 1 | 15 | 1 | 53 | 1 |
| 14 | 1.2D + 1.0... | Yes | Y | | 1 | 1.2 | 39 | 1.2 | 2 | 1 | 40 | 1 | 16 | 1 | 54 | 1 |
| 15 | 1.2D + 1.0... | Yes | Y | | 1 | 1.2 | 39 | 1.2 | 2 | 1 | 40 | 1 | 17 | 1 | 55 | 1 |
| 16 | 1.2D + 1.0... | Yes | Y | | 1 | 1.2 | 39 | 1.2 | 2 | 1 | 40 | 1 | 18 | 1 | 56 | 1 |
| 17 | 1.2D + 1.0... | Yes | Y | | 1 | 1.2 | 39 | 1.2 | 2 | 1 | 40 | 1 | 19 | 1 | 57 | 1 |
| 18 | 1.2D + 1.0... | Yes | Y | | 1 | 1.2 | 39 | 1.2 | 2 | 1 | 40 | 1 | 20 | 1 | 58 | 1 |

Load Combinations (Continued)

| | Description | Sol. | PD. | SR. | BLC Fact. | BLC Fact. | BLC Fact. | BLC Fact. | BLC Fact. | BLC Fact. | BLC Fact. | BLC Fact. | BLC Fact. | BLC Fact. | BLC Fact. | | | | | |
|----|---------------|------|-----|-----|-----------|-----------|-----------|-----------|-----------|-----------|-----------|-----------|-----------|-----------|-----------|-------|-----|-------|-----|-------|
| 19 | 1.2D + 1.0... | Yes | Y | | 1 | 1.2 | 39 | 1.2 | 2 | 1 | 40 | 1 | 21 | 1 | 59 | 1 | | | | |
| 20 | 1.2D + 1.0... | Yes | Y | | 1 | 1.2 | 39 | 1.2 | 2 | 1 | 40 | 1 | 22 | 1 | 60 | 1 | | | | |
| 21 | 1.2D + 1.0... | Yes | Y | | 1 | 1.2 | 39 | 1.2 | 2 | 1 | 40 | 1 | 23 | 1 | 61 | 1 | | | | |
| 22 | 1.2D + 1.0... | Yes | Y | | 1 | 1.2 | 39 | 1.2 | 2 | 1 | 40 | 1 | 24 | 1 | 62 | 1 | | | | |
| 23 | 1.2D + 1.0... | Yes | Y | | 1 | 1.2 | 39 | 1.2 | 2 | 1 | 40 | 1 | 25 | 1 | 63 | 1 | | | | |
| 24 | 1.2D + 1.0... | Yes | Y | | 1 | 1.2 | 39 | 1.2 | 2 | 1 | 40 | 1 | 26 | 1 | 64 | 1 | | | | |
| 25 | 1.2D + 1.5... | Yes | Y | | 1 | 1.2 | 39 | 1.2 | 77 | 1.5 | 27 | 1 | 65 | 1 | | | | | | |
| 26 | 1.2D + 1.5... | Yes | Y | | 1 | 1.2 | 39 | 1.2 | 77 | 1.5 | 28 | 1 | 66 | 1 | | | | | | |
| 27 | 1.2D + 1.5... | Yes | Y | | 1 | 1.2 | 39 | 1.2 | 77 | 1.5 | 29 | 1 | 67 | 1 | | | | | | |
| 28 | 1.2D + 1.5... | Yes | Y | | 1 | 1.2 | 39 | 1.2 | 77 | 1.5 | 30 | 1 | 68 | 1 | | | | | | |
| 29 | 1.2D + 1.5... | Yes | Y | | 1 | 1.2 | 39 | 1.2 | 77 | 1.5 | 31 | 1 | 69 | 1 | | | | | | |
| 30 | 1.2D + 1.5... | Yes | Y | | 1 | 1.2 | 39 | 1.2 | 77 | 1.5 | 32 | 1 | 70 | 1 | | | | | | |
| 31 | 1.2D + 1.5... | Yes | Y | | 1 | 1.2 | 39 | 1.2 | 77 | 1.5 | 33 | 1 | 71 | 1 | | | | | | |
| 32 | 1.2D + 1.5... | Yes | Y | | 1 | 1.2 | 39 | 1.2 | 77 | 1.5 | 34 | 1 | 72 | 1 | | | | | | |
| 33 | 1.2D + 1.5... | Yes | Y | | 1 | 1.2 | 39 | 1.2 | 77 | 1.5 | 35 | 1 | 73 | 1 | | | | | | |
| 34 | 1.2D + 1.5... | Yes | Y | | 1 | 1.2 | 39 | 1.2 | 77 | 1.5 | 36 | 1 | 74 | 1 | | | | | | |
| 35 | 1.2D + 1.5... | Yes | Y | | 1 | 1.2 | 39 | 1.2 | 77 | 1.5 | 37 | 1 | 75 | 1 | | | | | | |
| 36 | 1.2D + 1.5... | Yes | Y | | 1 | 1.2 | 39 | 1.2 | 77 | 1.5 | 38 | 1 | 76 | 1 | | | | | | |
| 37 | 1.2D + 1.5... | Yes | Y | | 1 | 1.2 | 39 | 1.2 | 78 | 1.5 | 27 | 1 | 65 | 1 | | | | | | |
| 38 | 1.2D + 1.5... | Yes | Y | | 1 | 1.2 | 39 | 1.2 | 78 | 1.5 | 28 | 1 | 66 | 1 | | | | | | |
| 39 | 1.2D + 1.5... | Yes | Y | | 1 | 1.2 | 39 | 1.2 | 78 | 1.5 | 29 | 1 | 67 | 1 | | | | | | |
| 40 | 1.2D + 1.5... | Yes | Y | | 1 | 1.2 | 39 | 1.2 | 78 | 1.5 | 30 | 1 | 68 | 1 | | | | | | |
| 41 | 1.2D + 1.5... | Yes | Y | | 1 | 1.2 | 39 | 1.2 | 78 | 1.5 | 31 | 1 | 69 | 1 | | | | | | |
| 42 | 1.2D + 1.5... | Yes | Y | | 1 | 1.2 | 39 | 1.2 | 78 | 1.5 | 32 | 1 | 70 | 1 | | | | | | |
| 43 | 1.2D + 1.5... | Yes | Y | | 1 | 1.2 | 39 | 1.2 | 78 | 1.5 | 33 | 1 | 71 | 1 | | | | | | |
| 44 | 1.2D + 1.5... | Yes | Y | | 1 | 1.2 | 39 | 1.2 | 78 | 1.5 | 34 | 1 | 72 | 1 | | | | | | |
| 45 | 1.2D + 1.5... | Yes | Y | | 1 | 1.2 | 39 | 1.2 | 78 | 1.5 | 35 | 1 | 73 | 1 | | | | | | |
| 46 | 1.2D + 1.5... | Yes | Y | | 1 | 1.2 | 39 | 1.2 | 78 | 1.5 | 36 | 1 | 74 | 1 | | | | | | |
| 47 | 1.2D + 1.5... | Yes | Y | | 1 | 1.2 | 39 | 1.2 | 78 | 1.5 | 37 | 1 | 75 | 1 | | | | | | |
| 48 | 1.2D + 1.5... | Yes | Y | | 1 | 1.2 | 39 | 1.2 | 78 | 1.5 | 38 | 1 | 76 | 1 | | | | | | |
| 49 | 1.2D + 1.5... | Yes | Y | | 1 | 1.2 | 39 | 1.2 | 79 | 1.5 | | | | | | | | | | |
| 50 | 1.2D + 1.5... | Yes | Y | | 1 | 1.2 | 39 | 1.2 | 80 | 1.5 | | | | | | | | | | |
| 51 | 1.4D | Yes | Y | | 1 | 1.4 | 39 | 1.4 | | | | | | | | | | | | |
| 52 | 1.2D + 1.0... | Yes | Y | | 1 | 1.2 | 39 | 1.2 | 81 | 1 | ELY | 1 | 82 | 1 | 83 | | ELZ | 1 | ELX | |
| 53 | 1.2D + 1.0... | Yes | Y | | 1 | 1.2 | 39 | 1.2 | 81 | 1 | ELY | 1 | 82 | .866 | 83 | .5 | ELZ | .866 | ELX | .5 |
| 54 | 1.2D + 1.0... | Yes | Y | | 1 | 1.2 | 39 | 1.2 | 81 | 1 | ELY | 1 | 82 | .5 | 83 | .866 | ELZ | .5 | ELX | .866 |
| 55 | 1.2D + 1.0... | Yes | Y | | 1 | 1.2 | 39 | 1.2 | 81 | 1 | ELY | 1 | 82 | | 83 | 1 | ELZ | | ELX | 1 |
| 56 | 1.2D + 1.0... | Yes | Y | | 1 | 1.2 | 39 | 1.2 | 81 | 1 | ELY | 1 | 82 | -.5 | 83 | .866 | ELZ | -.5 | ELX | .866 |
| 57 | 1.2D + 1.0... | Yes | Y | | 1 | 1.2 | 39 | 1.2 | 81 | 1 | ELY | 1 | 82 | -.866 | 83 | .5 | ELZ | -.866 | ELX | .5 |
| 58 | 1.2D + 1.0... | Yes | Y | | 1 | 1.2 | 39 | 1.2 | 81 | 1 | ELY | 1 | 82 | -1 | 83 | | ELZ | -1 | ELX | |
| 59 | 1.2D + 1.0... | Yes | Y | | 1 | 1.2 | 39 | 1.2 | 81 | 1 | ELY | 1 | 82 | -.866 | 83 | -.5 | ELZ | -.866 | ELX | -.5 |
| 60 | 1.2D + 1.0... | Yes | Y | | 1 | 1.2 | 39 | 1.2 | 81 | 1 | ELY | 1 | 82 | -.5 | 83 | -.866 | ELZ | -.5 | ELX | -.866 |
| 61 | 1.2D + 1.0... | Yes | Y | | 1 | 1.2 | 39 | 1.2 | 81 | 1 | ELY | 1 | 82 | | 83 | -1 | ELZ | | ELX | -1 |
| 62 | 1.2D + 1.0... | Yes | Y | | 1 | 1.2 | 39 | 1.2 | 81 | 1 | ELY | 1 | 82 | .5 | 83 | -.866 | ELZ | .5 | ELX | -.866 |
| 63 | 1.2D + 1.0... | Yes | Y | | 1 | 1.2 | 39 | 1.2 | 81 | 1 | ELY | 1 | 82 | .866 | 83 | -.5 | ELZ | .866 | ELX | -.5 |
| 64 | 0.9D - 1.0... | Yes | Y | | 1 | .9 | 39 | .9 | 81 | -1 | ELY | -1 | 82 | 1 | 83 | | ELZ | 1 | ELX | |
| 65 | 0.9D - 1.0... | Yes | Y | | 1 | .9 | 39 | .9 | 81 | -1 | ELY | -1 | 82 | .866 | 83 | .5 | ELZ | .866 | ELX | .5 |
| 66 | 0.9D - 1.0... | Yes | Y | | 1 | .9 | 39 | .9 | 81 | -1 | ELY | -1 | 82 | .5 | 83 | .866 | ELZ | .5 | ELX | .866 |
| 67 | 0.9D - 1.0... | Yes | Y | | 1 | .9 | 39 | .9 | 81 | -1 | ELY | -1 | 82 | | 83 | 1 | ELZ | | ELX | 1 |
| 68 | 0.9D - 1.0... | Yes | Y | | 1 | .9 | 39 | .9 | 81 | -1 | ELY | -1 | 82 | -.5 | 83 | .866 | ELZ | -.5 | ELX | .866 |
| 69 | 0.9D - 1.0... | Yes | Y | | 1 | .9 | 39 | .9 | 81 | -1 | ELY | -1 | 82 | -.866 | 83 | .5 | ELZ | -.866 | ELX | .5 |
| 70 | 0.9D - 1.0... | Yes | Y | | 1 | .9 | 39 | .9 | 81 | -1 | ELY | -1 | 82 | -1 | 83 | | ELZ | -1 | ELX | |
| 71 | 0.9D - 1.0... | Yes | Y | | 1 | .9 | 39 | .9 | 81 | -1 | ELY | -1 | 82 | -.866 | 83 | -.5 | ELZ | -.866 | ELX | -.5 |
| 72 | 0.9D - 1.0... | Yes | Y | | 1 | .9 | 39 | .9 | 81 | -1 | ELY | -1 | 82 | -.5 | 83 | -.866 | ELZ | -.5 | ELX | -.866 |
| 73 | 0.9D - 1.0... | Yes | Y | | 1 | .9 | 39 | .9 | 81 | -1 | ELY | -1 | 82 | | 83 | -1 | ELZ | | ELX | -1 |
| 74 | 0.9D - 1.0... | Yes | Y | | 1 | .9 | 39 | .9 | 81 | -1 | ELY | -1 | 82 | .5 | 83 | -.866 | ELZ | .5 | ELX | -.866 |
| 75 | 0.9D - 1.0... | Yes | Y | | 1 | .9 | 39 | .9 | 81 | -1 | ELY | -1 | 82 | .866 | 83 | -.5 | ELZ | .866 | ELX | -.5 |

Joint Coordinates and Temperatures

| | Label | X [ft] | Y [ft] | Z [ft] | Temp [F] | Detach From Diap... |
|----|-------|-----------|-----------|------------|----------|---------------------|
| 1 | N1 | 0 | 0 | -0.833333 | 0 | |
| 2 | N115 | 6 | 0 | 3.354167 | 0 | |
| 3 | N116 | 6 | 0 | 3.604167 | 0 | |
| 4 | N117 | 6 | 4.270833 | 3.604167 | 0 | |
| 5 | N118 | 6 | -4.229167 | 3.604167 | 0 | |
| 6 | N16 | 6.833333 | 0 | 3.354167 | 0 | |
| 7 | N17 | -6.833333 | 0 | 3.354167 | 0 | |
| 8 | N26 | 0. | 0 | -2.488914 | 0 | |
| 9 | N27 | 0. | 0 | -10.072247 | 0 | |
| 10 | N88A | -3.875 | 0 | 3.354167 | 0 | |
| 11 | N89 | -3.875 | 0 | 2.479167 | 0 | |
| 12 | N90 | -0.958333 | 0 | 3.354167 | 0 | |
| 13 | N91 | -0.958333 | 0 | 2.479167 | 0 | |
| 14 | N92 | 1.708333 | 0 | 3.354167 | 0 | |
| 15 | N93 | 1.708333 | 0 | 2.479167 | 0 | |
| 16 | N94 | 4.541667 | 0 | 3.354167 | 0 | |
| 17 | N95 | 4.541667 | 0 | 2.479167 | 0 | |
| 18 | N28 | 0.209815 | 0 | -8.844924 | 0 | |
| 19 | N29A | 7.043148 | 0 | 2.990757 | 0 | |
| 20 | N31 | -7.043148 | 0 | 2.990757 | 0 | |
| 21 | N32 | -0.209815 | 0 | -8.844924 | 0 | |
| 22 | N31A | 6.938241 | 0 | 3.172462 | 0 | |
| 23 | N35 | -0. | 0 | -8.844924 | 0 | |
| 24 | N39 | -6.938241 | 0 | 3.172462 | 0 | |
| 25 | N37A | 4.105648 | 0 | -2.097142 | 0 | |
| 26 | N38A | 3.347876 | 0 | -1.659642 | 0 | |
| 27 | N39A | 2.772315 | 0 | -4.406543 | 0 | |
| 28 | N40 | 2.014542 | 0 | -3.969043 | 0 | |
| 29 | N46 | -3.147315 | 0 | -3.757024 | 0 | |
| 30 | N47 | -2.389542 | 0 | -3.319524 | 0 | |
| 31 | N48 | -4.480648 | 0 | -1.447623 | 0 | |
| 32 | N49 | -3.722876 | 0 | -1.010123 | 0 | |
| 33 | N44A | -1.433775 | 0 | -0.005543 | 0 | |
| 34 | N45A | -8.001134 | 0 | 3.786124 | 0 | |
| 35 | N47A | 1.433775 | 0 | -0.005543 | 0 | |
| 36 | N48A | 8.001134 | 0 | 3.786124 | 0 | |
| 37 | N47B | 3.604167 | 0 | 3.354167 | 0 | |
| 38 | N48B | 3.604167 | 0 | 3.604167 | 0 | |
| 39 | N49A | 3.604167 | 4.958333 | 3.604167 | 0 | |
| 40 | N50A | 3.604167 | -3.041667 | 3.604167 | 0 | |
| 41 | N51A | 0.541667 | 0 | 3.354167 | 0 | |
| 42 | N52 | 0.541667 | 0 | 3.604167 | 0 | |
| 43 | N53 | 0.541667 | 4.270833 | 3.604167 | 0 | |
| 44 | N54 | 0.541667 | -4.229167 | 3.604167 | 0 | |
| 45 | N55 | -3.708333 | 0 | 3.354167 | 0 | |
| 46 | N56 | -3.708333 | 0 | 3.604167 | 0 | |
| 47 | N57 | -3.708333 | 4.270833 | 3.604167 | 0 | |
| 48 | N58 | -3.708333 | -4.229167 | 3.604167 | 0 | |
| 49 | N59 | -6 | 0 | 3.354167 | 0 | |
| 50 | N60 | -6 | 0 | 3.604167 | 0 | |
| 51 | N61 | -6 | 4.270833 | 3.604167 | 0 | |
| 52 | N62 | -6 | -4.229167 | 3.604167 | 0 | |
| 53 | N56A | 5.563981 | 0 | 0.428765 | 0 | |
| 54 | N57A | 4.806209 | 0 | 0.866265 | 0 | |
| 55 | N58A | 1.355648 | 0 | -6.860282 | 0 | |
| 56 | N59A | 0.597876 | 0 | -6.422782 | 0 | |
| 57 | N61A | -1.688981 | 0 | -6.282932 | 0 | |
| 58 | N62A | -0.931209 | 0 | -5.845432 | 0 | |



Company :
 Designer :
 Job Number :
 Model Name :

July 5, 2023
 12:41 PM
 Checked By: _____

Joint Coordinates and Temperatures (Continued)

| | Label | X [ft] | Y [ft] | Z [ft] | Temp [F] | Detach From Diap... |
|-----|-------|-----------|-----------|-----------|----------|---------------------|
| 59 | N63 | -5.897315 | 0 | 1.006115 | 0 | |
| 60 | N64 | -5.139542 | 0 | 1.443615 | 0 | |
| 61 | N64A | 0.626481 | 0 | -8.123236 | 0 | |
| 62 | N65 | 0.842988 | 0 | -8.248236 | 0 | |
| 63 | N66 | 0.842988 | 4.270833 | -8.248236 | 0 | |
| 64 | N67 | 0.842988 | -4.229167 | -8.248236 | 0 | |
| 65 | N68 | 1.824398 | 0 | -6.048383 | 0 | |
| 66 | N69 | 2.040904 | 0 | -6.173383 | 0 | |
| 67 | N70 | 2.040904 | 4.958333 | -6.173383 | 0 | |
| 68 | N71 | 2.040904 | -3.041667 | -6.173383 | 0 | |
| 69 | N72 | 3.355648 | 0 | -3.39618 | 0 | |
| 70 | N73 | 3.572154 | 0 | -3.52118 | 0 | |
| 71 | N74 | 3.572154 | 4.270833 | -3.52118 | 0 | |
| 72 | N75 | 3.572154 | -4.229167 | -3.52118 | 0 | |
| 73 | N76 | 5.480648 | 0 | 0.284428 | 0 | |
| 74 | N77 | 5.697154 | 0 | 0.159428 | 0 | |
| 75 | N78 | 5.697154 | 4.270833 | 0.159428 | 0 | |
| 76 | N79 | 5.697154 | -4.229167 | 0.159428 | 0 | |
| 77 | N80 | 6.626481 | 0 | 2.269069 | 0 | |
| 78 | N81 | 6.842988 | 0 | 2.144069 | 0 | |
| 79 | N82 | 6.842988 | 4.270833 | 2.144069 | 0 | |
| 80 | N83 | 6.842988 | -4.229167 | 2.144069 | 0 | |
| 81 | N85 | -6.626481 | 0 | 2.269069 | 0 | |
| 82 | N86 | -6.842988 | 0 | 2.144069 | 0 | |
| 83 | N87 | -6.842988 | 4.270833 | 2.144069 | 0 | |
| 84 | N88 | -6.842988 | -4.229167 | 2.144069 | 0 | |
| 85 | N89A | -5.428565 | 0 | 0.194217 | 0 | |
| 86 | N90A | -5.645071 | 0 | 0.069217 | 0 | |
| 87 | N91A | -5.645071 | 4.958333 | 0.069217 | 0 | |
| 88 | N92A | -5.645071 | -3.041667 | 0.069217 | 0 | |
| 89 | N93A | -3.897315 | 0 | -2.457986 | 0 | |
| 90 | N94A | -4.113821 | 0 | -2.582986 | 0 | |
| 91 | N95A | -4.113821 | 4.270833 | -2.582986 | 0 | |
| 92 | N96 | -4.113821 | -4.229167 | -2.582986 | 0 | |
| 93 | N97 | -1.772315 | 0 | -6.138594 | 0 | |
| 94 | N98 | -1.988821 | 0 | -6.263594 | 0 | |
| 95 | N99 | -1.988821 | 4.270833 | -6.263594 | 0 | |
| 96 | N100 | -1.988821 | -4.229167 | -6.263594 | 0 | |
| 97 | N101 | -0.626481 | 0 | -8.123236 | 0 | |
| 98 | N102 | -0.842988 | 0 | -8.248236 | 0 | |
| 99 | N103 | -0.842988 | 4.270833 | -8.248236 | 0 | |
| 100 | N104 | -0.842988 | -4.229167 | -8.248236 | 0 | |
| 101 | N103A | 1.758534 | 0 | 0.181957 | 0 | |
| 102 | N104A | 1.633534 | 0 | 0.398463 | 0 | |
| 103 | N105 | 1.633534 | 5.5 | 0.398463 | 0 | |
| 104 | N106 | 1.633534 | -2.5 | 0.398463 | 0 | |
| 105 | N107 | -5.737418 | 0 | 2.479167 | 0 | |
| 106 | N108 | 5.737418 | 0 | 2.479167 | 0 | |
| 107 | N111 | 0. | 0 | -7.458333 | 0 | |
| 108 | N110 | -5.737418 | 0 | 3.354167 | 0 | |
| 109 | N111A | 5.737418 | 0 | 3.354167 | 0 | |
| 110 | N113 | 6.495191 | 0 | 2.041667 | 0 | |
| 111 | N114 | 0.757772 | 0 | -7.895833 | 0 | |
| 112 | N116A | -0.757772 | 0 | -7.895833 | 0 | |
| 113 | N117A | -6.495191 | 0 | 2.041667 | 0 | |
| 114 | N114A | 0. | 0 | -5.988914 | 0 | |
| 115 | N115A | 0. | -3 | -2.488914 | 0 | |
| 116 | N117B | -4.464864 | 0 | 1.744457 | 0 | |
| 117 | N118A | -1.433775 | -3 | -0.005543 | 0 | |

Joint Coordinates and Temperatures (Continued)

| | Label | X [ft] | Y [ft] | Z [ft] | Temp [F] | Detach From Diap... |
|-----|-------|----------|--------|-----------|----------|---------------------|
| 118 | N120 | 4.464864 | 0 | 1.744457 | 0 | |
| 119 | N121 | 1.433775 | -3 | -0.005543 | 0 | |

Hot Rolled Steel Section Sets

| | Label | Shape | Type | Design List | Material | Design Rules | A [in2] | Iyy [in4] | Izz [in4] | J [in4] |
|---|-----------------|-----------|--------|----------------|---------------|--------------|---------|-----------|-----------|---------|
| 1 | Antenna Pipe | PIPE 2.0 | Column | Pipe | A53 Gr. B | Typical | 1.02 | .627 | .627 | 1.25 |
| 2 | Face Horizo... | HSS4X4X4 | Beam | Tube | A500 Gr. B 46 | Typical | 3.37 | 7.8 | 7.8 | 12.8 |
| 3 | Standoff Hor... | HSS4X4X4 | Beam | Tube | A500 Gr. B 46 | Typical | 3.37 | 7.8 | 7.8 | 12.8 |
| 4 | Grating Sup... | L2x2x4 | Beam | Single Angle | A36 Gr.36 | Typical | .944 | .346 | .346 | .021 |
| 5 | Kicker | LL3x3x3x3 | Column | Double Angl... | A36 Gr.36 | Typical | 2.18 | 4.09 | 1.9 | .027 |

Hot Rolled Steel Properties

| | Label | E [ksi] | G [ksi] | Nu | Therm (/1E... | Density[k/ft... | Yield[ksi] | Ry | Fu[ksi] | Rt |
|---|---------------|---------|---------|----|---------------|-----------------|------------|-----|---------|-----|
| 1 | A36 Gr.36 | 29000 | 11154 | .3 | .65 | .49 | 36 | 1.5 | 58 | 1.2 |
| 2 | A53 Gr. B | 29000 | 11154 | .3 | .65 | .49 | 35 | 1.5 | 60 | 1.2 |
| 3 | A572 Gr.50 | 29000 | 11154 | .3 | .65 | .49 | 50 | 1.1 | 65 | 1.1 |
| 4 | A992 | 29000 | 11154 | .3 | .65 | .49 | 50 | 1.1 | 65 | 1.1 |
| 5 | A500 Gr. B 42 | 29000 | 11154 | .3 | .65 | .49 | 42 | 1.4 | 58 | 1.3 |
| 6 | A500 Gr. B 46 | 29000 | 11154 | .3 | .65 | .49 | 46 | 1.4 | 58 | 1.3 |

Member Primary Data

| | Label | I Joint | J Joint | K Joint | Rotate(deg) | Section/Shape | Type | Design List | Material | Design Rules |
|----|-------|---------|---------|---------|-------------|-------------------|--------|--------------|--------------|--------------|
| 1 | M107 | N116 | N115 | | | RIGID | None | None | RIGID | Typical |
| 2 | MP1A | N117 | N118 | | | Antenna Pipe | Column | Pipe | A53 Gr. B | Typical |
| 3 | M7 | N17 | N16 | | | Face Horizontal | Beam | Tube | A500 Gr. ... | Typical |
| 4 | M17 | N27 | N26 | | | Standoff Horiz... | Beam | Tube | A500 Gr. ... | Typical |
| 5 | M48 | N88A | N89 | | 180 | Grating Support | Beam | Single Angle | A36 Gr.36 | Typical |
| 6 | M49 | N90 | N91 | | 180 | Grating Support | Beam | Single Angle | A36 Gr.36 | Typical |
| 7 | M50 | N92 | N93 | | 180 | Grating Support | Beam | Single Angle | A36 Gr.36 | Typical |
| 8 | M51 | N94 | N95 | | 180 | Grating Support | Beam | Single Angle | A36 Gr.36 | Typical |
| 9 | M12 | N29A | N28 | | | Face Horizontal | Beam | Tube | A500 Gr. ... | Typical |
| 10 | M13 | N32 | N31 | | | Face Horizontal | Beam | Tube | A500 Gr. ... | Typical |
| 11 | M14 | N31A | N16 | | | RIGID | None | None | RIGID | Typical |
| 12 | M15 | N31A | N29A | | | RIGID | None | None | RIGID | Typical |
| 13 | M16A | N35 | N28 | | | RIGID | None | None | RIGID | Typical |
| 14 | M17A | N35 | N32 | | | RIGID | None | None | RIGID | Typical |
| 15 | M18A | N39 | N31 | | | RIGID | None | None | RIGID | Typical |
| 16 | M19 | N39 | N17 | | | RIGID | None | None | RIGID | Typical |
| 17 | M21 | N37A | N38A | | 180 | Grating Support | Beam | Single Angle | A36 Gr.36 | Typical |
| 18 | M22 | N39A | N40 | | 180 | Grating Support | Beam | Single Angle | A36 Gr.36 | Typical |
| 19 | M25 | N46 | N47 | | 180 | Grating Support | Beam | Single Angle | A36 Gr.36 | Typical |
| 20 | M26 | N48 | N49 | | 180 | Grating Support | Beam | Single Angle | A36 Gr.36 | Typical |
| 21 | M26A | N45A | N44A | | | Standoff Horiz... | Beam | Tube | A500 Gr. ... | Typical |
| 22 | M27A | N48A | N47A | | | Standoff Horiz... | Beam | Tube | A500 Gr. ... | Typical |
| 23 | M28 | N48B | N47B | | | RIGID | None | None | RIGID | Typical |
| 24 | MP2A | N49A | N50A | | | Antenna Pipe | Column | Pipe | A53 Gr. B | Typical |
| 25 | M30 | N52 | N51A | | | RIGID | None | None | RIGID | Typical |
| 26 | MP3A | N53 | N54 | | | Antenna Pipe | Column | Pipe | A53 Gr. B | Typical |
| 27 | M32 | N56 | N55 | | | RIGID | None | None | RIGID | Typical |
| 28 | MP4A | N57 | N58 | | | Antenna Pipe | Column | Pipe | A53 Gr. B | Typical |
| 29 | M34 | N60 | N59 | | | RIGID | None | None | RIGID | Typical |
| 30 | MP5A | N61 | N62 | | | Antenna Pipe | Column | Pipe | A53 Gr. B | Typical |
| 31 | M32A | N56A | N57A | | 180 | Grating Support | Beam | Single Angle | A36 Gr.36 | Typical |
| 32 | M33A | N58A | N59A | | 180 | Grating Support | Beam | Single Angle | A36 Gr.36 | Typical |

Member Primary Data (Continued)

| | Label | I Joint | J Joint | K Joint | Rotate(deg) | Section/Shape | Type | Design List | Material | Design Rules |
|----|-------|---------|---------|---------|-------------|-----------------|--------|--------------------|-----------|--------------|
| 33 | M34A | N61A | N62A | | 180 | Grating Support | Beam | Single Angle | A36 Gr.36 | Typical |
| 34 | M35A | N63 | N64 | | 180 | Grating Support | Beam | Single Angle | A36 Gr.36 | Typical |
| 35 | M36 | N65 | N64A | | | RIGID | None | None | RIGID | Typical |
| 36 | MP1C | N66 | N67 | | | Antenna Pipe | Column | Pipe | A53 Gr. B | Typical |
| 37 | M38 | N69 | N68 | | | RIGID | None | None | RIGID | Typical |
| 38 | MP2C | N70 | N71 | | | Antenna Pipe | Column | Pipe | A53 Gr. B | Typical |
| 39 | M40 | N73 | N72 | | | RIGID | None | None | RIGID | Typical |
| 40 | MP3C | N74 | N75 | | | Antenna Pipe | Column | Pipe | A53 Gr. B | Typical |
| 41 | M42 | N77 | N76 | | | RIGID | None | None | RIGID | Typical |
| 42 | MP4C | N78 | N79 | | | Antenna Pipe | Column | Pipe | A53 Gr. B | Typical |
| 43 | M44 | N81 | N80 | | | RIGID | None | None | RIGID | Typical |
| 44 | MP5C | N82 | N83 | | | Antenna Pipe | Column | Pipe | A53 Gr. B | Typical |
| 45 | M46 | N86 | N85 | | | RIGID | None | None | RIGID | Typical |
| 46 | MP1B | N87 | N88 | | | Antenna Pipe | Column | Pipe | A53 Gr. B | Typical |
| 47 | M48A | N90A | N89A | | | RIGID | None | None | RIGID | Typical |
| 48 | MP2B | N91A | N92A | | | Antenna Pipe | Column | Pipe | A53 Gr. B | Typical |
| 49 | M50A | N94A | N93A | | | RIGID | None | None | RIGID | Typical |
| 50 | MP3B | N95A | N96 | | | Antenna Pipe | Column | Pipe | A53 Gr. B | Typical |
| 51 | M52 | N98 | N97 | | | RIGID | None | None | RIGID | Typical |
| 52 | MP4B | N99 | N100 | | | Antenna Pipe | Column | Pipe | A53 Gr. B | Typical |
| 53 | M54 | N102 | N101 | | | RIGID | None | None | RIGID | Typical |
| 54 | MP5B | N103 | N104 | | | Antenna Pipe | Column | Pipe | A53 Gr. B | Typical |
| 55 | M56 | N103A | N104A | | | RIGID | None | None | RIGID | Typical |
| 56 | M57 | N105 | N106 | | | Antenna Pipe | Column | Pipe | A53 Gr. B | Typical |
| 57 | M57A | N114A | N115A | | | Kicker | Column | Double Angle (...) | A36 Gr.36 | Typical |
| 58 | M58 | N117B | N118A | | | Kicker | Column | Double Angle (...) | A36 Gr.36 | Typical |
| 59 | M59 | N120 | N121 | | | Kicker | Column | Double Angle (...) | A36 Gr.36 | Typical |

Member Advanced Data

| | Label | I Release | J Release | I Offset[in] | J Offset[in] | T/C Only | Physical | Defl Rat... | Analysis ... | Inactive | Seismic... |
|----|-------|-----------|-----------|--------------|--------------|----------|----------|-------------|--------------|----------|------------|
| 1 | M107 | | | | | | Yes | ** NA ** | | | None |
| 2 | MP1A | | | | | | Yes | ** NA ** | | | None |
| 3 | M7 | | | | | | Yes | | | | None |
| 4 | M17 | | | | | | Yes | | | | None |
| 5 | M48 | | | | | | Yes | | | | None |
| 6 | M49 | | | | | | Yes | | | | None |
| 7 | M50 | | | | | | Yes | | | | None |
| 8 | M51 | | | | | | Yes | | | | None |
| 9 | M12 | | | | | | Yes | | | | None |
| 10 | M13 | | | | | | Yes | | | | None |
| 11 | M14 | | | | | | Yes | ** NA ** | | | None |
| 12 | M15 | | | | | | Yes | ** NA ** | | | None |
| 13 | M16A | | | | | | Yes | ** NA ** | | | None |
| 14 | M17A | | | | | | Yes | ** NA ** | | | None |
| 15 | M18A | | | | | | Yes | ** NA ** | | | None |
| 16 | M19 | | | | | | Yes | ** NA ** | | | None |
| 17 | M21 | | | | | | Yes | | | | None |
| 18 | M22 | | | | | | Yes | | | | None |
| 19 | M25 | | | | | | Yes | | | | None |
| 20 | M26 | | | | | | Yes | | | | None |
| 21 | M26A | | | | | | Yes | | | | None |
| 22 | M27A | | | | | | Yes | | | | None |
| 23 | M28 | | | | | | Yes | ** NA ** | | | None |
| 24 | MP2A | | | | | | Yes | ** NA ** | | | None |
| 25 | M30 | | | | | | Yes | ** NA ** | | | None |
| 26 | MP3A | | | | | | Yes | ** NA ** | | | None |
| 27 | M32 | | | | | | Yes | ** NA ** | | | None |

Member Advanced Data (Continued)

| | Label | I Release | J Release | I Offset[in] | J Offset[in] | T/C Only | Physical | Defl Rat... | Analysis ... | Inactive | Seismic... |
|----|-------|-----------|-----------|--------------|--------------|----------|----------|-------------|--------------|----------|------------|
| 28 | MP4A | | | | | | Yes | ** NA ** | | | None |
| 29 | M34 | | | | | | Yes | ** NA ** | | | None |
| 30 | MP5A | | | | | | Yes | ** NA ** | | | None |
| 31 | M32A | | | | | | Yes | | | | None |
| 32 | M33A | | | | | | Yes | | | | None |
| 33 | M34A | | | | | | Yes | | | | None |
| 34 | M35A | | | | | | Yes | | | | None |
| 35 | M36 | | | | | | Yes | ** NA ** | | | None |
| 36 | MP1C | | | | | | Yes | ** NA ** | | | None |
| 37 | M38 | | | | | | Yes | ** NA ** | | | None |
| 38 | MP2C | | | | | | Yes | ** NA ** | | | None |
| 39 | M40 | | | | | | Yes | ** NA ** | | | None |
| 40 | MP3C | | | | | | Yes | ** NA ** | | | None |
| 41 | M42 | | | | | | Yes | ** NA ** | | | None |
| 42 | MP4C | | | | | | Yes | ** NA ** | | | None |
| 43 | M44 | | | | | | Yes | ** NA ** | | | None |
| 44 | MP5C | | | | | | Yes | ** NA ** | | | None |
| 45 | M46 | | | | | | Yes | ** NA ** | | | None |
| 46 | MP1B | | | | | | Yes | ** NA ** | | | None |
| 47 | M48A | | | | | | Yes | ** NA ** | | | None |
| 48 | MP2B | | | | | | Yes | ** NA ** | | | None |
| 49 | M50A | | | | | | Yes | ** NA ** | | | None |
| 50 | MP3B | | | | | | Yes | ** NA ** | | | None |
| 51 | M52 | | | | | | Yes | ** NA ** | | | None |
| 52 | MP4B | | | | | | Yes | ** NA ** | | | None |
| 53 | M54 | | | | | | Yes | ** NA ** | | | None |
| 54 | MP5B | | | | | | Yes | ** NA ** | | | None |
| 55 | M56 | | | | | | Yes | ** NA ** | | | None |
| 56 | M57 | | | | | | Yes | ** NA ** | | | None |
| 57 | M57A | BenPIN | BenPIN | | | | Yes | ** NA ** | | | None |
| 58 | M58 | BenPIN | BenPIN | | | | Yes | ** NA ** | | | None |
| 59 | M59 | BenPIN | BenPIN | | | | Yes | ** NA ** | | | None |

Member Point Loads (BLC 1 : Antenna D)

| | Member Label | Direction | Magnitude[lb.k-ft] | Location[ft.%] |
|----|--------------|-----------|--------------------|----------------|
| 1 | MP2C | Y | -17.6 | 6 |
| 2 | MP2C | My | -.004 | 6 |
| 3 | MP2C | Mz | -.008 | 6 |
| 4 | MP1A | Y | -43.55 | .25 |
| 5 | MP1A | My | -.022 | .25 |
| 6 | MP1A | Mz | 0 | .25 |
| 7 | MP1A | Y | -43.55 | 1.75 |
| 8 | MP1A | My | -.022 | 1.75 |
| 9 | MP1A | Mz | 0 | 1.75 |
| 10 | MP1B | Y | -43.55 | .25 |
| 11 | MP1B | My | .007 | .25 |
| 12 | MP1B | Mz | -.02 | .25 |
| 13 | MP1B | Y | -43.55 | 1.75 |
| 14 | MP1B | My | .007 | 1.75 |
| 15 | MP1B | Mz | -.02 | 1.75 |
| 16 | MP1C | Y | -43.55 | .25 |
| 17 | MP1C | My | .011 | .25 |
| 18 | MP1C | Mz | .019 | .25 |
| 19 | MP1C | Y | -43.55 | 1.75 |
| 20 | MP1C | My | .011 | 1.75 |
| 21 | MP1C | Mz | .019 | 1.75 |
| 22 | MP2A | Y | -84.4 | 2.5 |

Member Point Loads (BLC 1 : Antenna D) (Continued)

| | Member Label | Direction | Magnitude[lb.k-ft] | Location[ft,%] |
|----|--------------|-----------|--------------------|----------------|
| 23 | MP2A | My | .042 | 2.5 |
| 24 | MP2A | Mz | 0 | 2.5 |
| 25 | MP2B | Y | -84.4 | 2.5 |
| 26 | MP2B | My | -.014 | 2.5 |
| 27 | MP2B | Mz | .04 | 2.5 |
| 28 | MP2C | Y | -84.4 | 2.5 |
| 29 | MP2C | My | -.021 | 2.5 |
| 30 | MP2C | Mz | -.037 | 2.5 |
| 31 | MP3A | Y | -70.3 | 2 |
| 32 | MP3A | My | .035 | 2 |
| 33 | MP3A | Mz | 0 | 2 |
| 34 | MP3B | Y | -70.3 | 2 |
| 35 | MP3B | My | -.012 | 2 |
| 36 | MP3B | Mz | .033 | 2 |
| 37 | MP3C | Y | -70.3 | 2 |
| 38 | MP3C | My | -.018 | 2 |
| 39 | MP3C | Mz | -.03 | 2 |
| 40 | MP5A | Y | -23.1 | 4.5 |
| 41 | MP5A | My | -.012 | 4.5 |
| 42 | MP5A | Mz | 0 | 4.5 |
| 43 | MP5B | Y | -23.1 | 4.5 |
| 44 | MP5B | My | .004 | 4.5 |
| 45 | MP5B | Mz | -.011 | 4.5 |
| 46 | MP5C | Y | -23.1 | 4.5 |
| 47 | MP5C | My | .006 | 4.5 |
| 48 | MP5C | Mz | .01 | 4.5 |
| 49 | MP2A | Y | -20 | .75 |
| 50 | MP2A | My | -.01 | .75 |
| 51 | MP2A | Mz | .012 | .75 |
| 52 | MP2A | Y | -20 | 5.25 |
| 53 | MP2A | My | -.01 | 5.25 |
| 54 | MP2A | Mz | .012 | 5.25 |
| 55 | MP2B | Y | -20 | .75 |
| 56 | MP2B | My | -.008 | .75 |
| 57 | MP2B | Mz | -.013 | .75 |
| 58 | MP2B | Y | -20 | 5.25 |
| 59 | MP2B | My | -.008 | 5.25 |
| 60 | MP2B | Mz | -.013 | 5.25 |
| 61 | MP2C | Y | -20 | .75 |
| 62 | MP2C | My | .015 | .75 |
| 63 | MP2C | Mz | .003 | .75 |
| 64 | MP2C | Y | -20 | 5.25 |
| 65 | MP2C | My | .015 | 5.25 |
| 66 | MP2C | Mz | .003 | 5.25 |
| 67 | MP2A | Y | -20 | .75 |
| 68 | MP2A | My | -.01 | .75 |
| 69 | MP2A | Mz | -.012 | .75 |
| 70 | MP2A | Y | -20 | 5.25 |
| 71 | MP2A | My | -.01 | 5.25 |
| 72 | MP2A | Mz | -.012 | 5.25 |
| 73 | MP2B | Y | -20 | .75 |
| 74 | MP2B | My | .014 | .75 |
| 75 | MP2B | Mz | -.005 | .75 |
| 76 | MP2B | Y | -20 | 5.25 |
| 77 | MP2B | My | .014 | 5.25 |
| 78 | MP2B | Mz | -.005 | 5.25 |
| 79 | MP2C | Y | -20 | .75 |
| 80 | MP2C | My | -.005 | .75 |
| 81 | MP2C | Mz | .014 | .75 |

Member Point Loads (BLC 1 : Antenna D) (Continued)

| | Member Label | Direction | Magnitude[lb.k-ft] | Location[ft,%] |
|-----|--------------|-----------|--------------------|----------------|
| 82 | MP2C | Y | -20 | 5.25 |
| 83 | MP2C | My | -.005 | 5.25 |
| 84 | MP2C | Mz | .014 | 5.25 |
| 85 | MP3B | Y | -8.5 | .25 |
| 86 | MP3B | My | .001 | .25 |
| 87 | MP3B | Mz | -.004 | .25 |
| 88 | MP3B | Y | -8.5 | 4.75 |
| 89 | MP3B | My | .001 | 4.75 |
| 90 | MP3B | Mz | -.004 | 4.75 |
| 91 | MP3C | Y | -8.5 | .25 |
| 92 | MP3C | My | .002 | .25 |
| 93 | MP3C | Mz | .004 | .25 |
| 94 | MP3C | Y | -8.5 | 4.75 |
| 95 | MP3C | My | .002 | 4.75 |
| 96 | MP3C | Mz | .004 | 4.75 |
| 97 | MP3A | Y | -28.3 | .25 |
| 98 | MP3A | My | -.014 | .25 |
| 99 | MP3A | Mz | 0 | .25 |
| 100 | MP3A | Y | -28.3 | 4.75 |
| 101 | MP3A | My | -.014 | 4.75 |
| 102 | MP3A | Mz | 0 | 4.75 |
| 103 | M57 | Y | -32 | 1 |
| 104 | M57 | My | 0 | 1 |
| 105 | M57 | Mz | 0 | 1 |

Member Point Loads (BLC 2 : Antenna Di)

| | Member Label | Direction | Magnitude[lb.k-ft] | Location[ft,%] |
|----|--------------|-----------|--------------------|----------------|
| 1 | MP2C | Y | -28.079 | 6 |
| 2 | MP2C | My | -.007 | 6 |
| 3 | MP2C | Mz | -.012 | 6 |
| 4 | MP1A | Y | -55.031 | .25 |
| 5 | MP1A | My | -.028 | .25 |
| 6 | MP1A | Mz | 0 | .25 |
| 7 | MP1A | Y | -55.031 | 1.75 |
| 8 | MP1A | My | -.028 | 1.75 |
| 9 | MP1A | Mz | 0 | 1.75 |
| 10 | MP1B | Y | -55.031 | .25 |
| 11 | MP1B | My | .009 | .25 |
| 12 | MP1B | Mz | -.026 | .25 |
| 13 | MP1B | Y | -55.031 | 1.75 |
| 14 | MP1B | My | .009 | 1.75 |
| 15 | MP1B | Mz | -.026 | 1.75 |
| 16 | MP1C | Y | -55.031 | .25 |
| 17 | MP1C | My | .014 | .25 |
| 18 | MP1C | Mz | .024 | .25 |
| 19 | MP1C | Y | -55.031 | 1.75 |
| 20 | MP1C | My | .014 | 1.75 |
| 21 | MP1C | Mz | .024 | 1.75 |
| 22 | MP2A | Y | -69.906 | 2.5 |
| 23 | MP2A | My | .035 | 2.5 |
| 24 | MP2A | Mz | 0 | 2.5 |
| 25 | MP2B | Y | -69.906 | 2.5 |
| 26 | MP2B | My | -.012 | 2.5 |
| 27 | MP2B | Mz | .033 | 2.5 |
| 28 | MP2C | Y | -69.906 | 2.5 |
| 29 | MP2C | My | -.017 | 2.5 |
| 30 | MP2C | Mz | -.03 | 2.5 |
| 31 | MP3A | Y | -63.1 | 2 |

Member Point Loads (BLC 2 : Antenna Di) (Continued)

| | Member Label | Direction | Magnitude[lb.k-ft] | Location[ft,%] |
|----|--------------|-----------|--------------------|----------------|
| 32 | MP3A | My | .032 | 2 |
| 33 | MP3A | Mz | 0 | 2 |
| 34 | MP3B | Y | -63.1 | 2 |
| 35 | MP3B | My | -.011 | 2 |
| 36 | MP3B | Mz | .03 | 2 |
| 37 | MP3C | Y | -63.1 | 2 |
| 38 | MP3C | My | -.016 | 2 |
| 39 | MP3C | Mz | -.027 | 2 |
| 40 | MP5A | Y | -47.216 | 4.5 |
| 41 | MP5A | My | -.024 | 4.5 |
| 42 | MP5A | Mz | 0 | 4.5 |
| 43 | MP5B | Y | -47.216 | 4.5 |
| 44 | MP5B | My | .008 | 4.5 |
| 45 | MP5B | Mz | -.022 | 4.5 |
| 46 | MP5C | Y | -47.216 | 4.5 |
| 47 | MP5C | My | .012 | 4.5 |
| 48 | MP5C | Mz | .02 | 4.5 |
| 49 | MP2A | Y | -93.967 | .75 |
| 50 | MP2A | My | -.047 | .75 |
| 51 | MP2A | Mz | .055 | .75 |
| 52 | MP2A | Y | -93.967 | 5.25 |
| 53 | MP2A | My | -.047 | 5.25 |
| 54 | MP2A | Mz | .055 | 5.25 |
| 55 | MP2B | Y | -93.967 | .75 |
| 56 | MP2B | My | -.035 | .75 |
| 57 | MP2B | Mz | -.063 | .75 |
| 58 | MP2B | Y | -93.967 | 5.25 |
| 59 | MP2B | My | -.035 | 5.25 |
| 60 | MP2B | Mz | -.063 | 5.25 |
| 61 | MP2C | Y | -93.967 | .75 |
| 62 | MP2C | My | .071 | .75 |
| 63 | MP2C | Mz | .013 | .75 |
| 64 | MP2C | Y | -93.967 | 5.25 |
| 65 | MP2C | My | .071 | 5.25 |
| 66 | MP2C | Mz | .013 | 5.25 |
| 67 | MP2A | Y | -93.967 | .75 |
| 68 | MP2A | My | -.047 | .75 |
| 69 | MP2A | Mz | -.055 | .75 |
| 70 | MP2A | Y | -93.967 | 5.25 |
| 71 | MP2A | My | -.047 | 5.25 |
| 72 | MP2A | Mz | -.055 | 5.25 |
| 73 | MP2B | Y | -93.967 | .75 |
| 74 | MP2B | My | .068 | .75 |
| 75 | MP2B | Mz | -.025 | .75 |
| 76 | MP2B | Y | -93.967 | 5.25 |
| 77 | MP2B | My | .068 | 5.25 |
| 78 | MP2B | Mz | -.025 | 5.25 |
| 79 | MP2C | Y | -93.967 | .75 |
| 80 | MP2C | My | -.024 | .75 |
| 81 | MP2C | Mz | .068 | .75 |
| 82 | MP2C | Y | -93.967 | 5.25 |
| 83 | MP2C | My | -.024 | 5.25 |
| 84 | MP2C | Mz | .068 | 5.25 |
| 85 | MP3B | Y | -80.124 | .25 |
| 86 | MP3B | My | .014 | .25 |
| 87 | MP3B | Mz | -.038 | .25 |
| 88 | MP3B | Y | -80.124 | 4.75 |
| 89 | MP3B | My | .014 | 4.75 |
| 90 | MP3B | Mz | -.038 | 4.75 |

Member Point Loads (BLC 2 : Antenna Di) (Continued)

| | Member Label | Direction | Magnitude[lb.k-ft] | Location[ft,%] |
|-----|--------------|-----------|--------------------|----------------|
| 91 | MP3C | Y | -80.124 | .25 |
| 92 | MP3C | My | .02 | .25 |
| 93 | MP3C | Mz | .035 | .25 |
| 94 | MP3C | Y | -80.124 | 4.75 |
| 95 | MP3C | My | .02 | 4.75 |
| 96 | MP3C | Mz | .035 | 4.75 |
| 97 | MP3A | Y | -91.517 | .25 |
| 98 | MP3A | My | -.046 | .25 |
| 99 | MP3A | Mz | 0 | .25 |
| 100 | MP3A | Y | -91.517 | 4.75 |
| 101 | MP3A | My | -.046 | 4.75 |
| 102 | MP3A | Mz | 0 | 4.75 |
| 103 | M57 | Y | -134.708 | 1 |
| 104 | M57 | My | 0 | 1 |
| 105 | M57 | Mz | 0 | 1 |

Member Point Loads (BLC 3 : Antenna Wo (0 Deg))

| | Member Label | Direction | Magnitude[lb.k-ft] | Location[ft,%] |
|----|--------------|-----------|--------------------|----------------|
| 1 | MP2C | X | 0 | 6 |
| 2 | MP2C | Z | -18.544 | 6 |
| 3 | MP2C | Mx | .008 | 6 |
| 4 | MP1A | X | 0 | .25 |
| 5 | MP1A | Z | -79.293 | .25 |
| 6 | MP1A | Mx | 0 | .25 |
| 7 | MP1A | X | 0 | 1.75 |
| 8 | MP1A | Z | -79.293 | 1.75 |
| 9 | MP1A | Mx | 0 | 1.75 |
| 10 | MP1B | X | 0 | .25 |
| 11 | MP1B | Z | -33.389 | .25 |
| 12 | MP1B | Mx | .016 | .25 |
| 13 | MP1B | X | 0 | 1.75 |
| 14 | MP1B | Z | -33.389 | 1.75 |
| 15 | MP1B | Mx | .016 | 1.75 |
| 16 | MP1C | X | 0 | .25 |
| 17 | MP1C | Z | -40.304 | .25 |
| 18 | MP1C | Mx | -.017 | .25 |
| 19 | MP1C | X | 0 | 1.75 |
| 20 | MP1C | Z | -40.304 | 1.75 |
| 21 | MP1C | Mx | -.017 | 1.75 |
| 22 | MP2A | X | 0 | 2.5 |
| 23 | MP2A | Z | -62.706 | 2.5 |
| 24 | MP2A | Mx | 0 | 2.5 |
| 25 | MP2B | X | 0 | 2.5 |
| 26 | MP2B | Z | -44.487 | 2.5 |
| 27 | MP2B | Mx | -.021 | 2.5 |
| 28 | MP2C | X | 0 | 2.5 |
| 29 | MP2C | Z | -47.232 | 2.5 |
| 30 | MP2C | Mx | .02 | 2.5 |
| 31 | MP3A | X | 0 | 2 |
| 32 | MP3A | Z | -62.706 | 2 |
| 33 | MP3A | Mx | 0 | 2 |
| 34 | MP3B | X | 0 | 2 |
| 35 | MP3B | Z | -37.7 | 2 |
| 36 | MP3B | Mx | -.018 | 2 |
| 37 | MP3C | X | 0 | 2 |
| 38 | MP3C | Z | -41.467 | 2 |
| 39 | MP3C | Mx | .018 | 2 |
| 40 | MP5A | X | 0 | 4.5 |

Member Point Loads (BLC 3 : Antenna Wo (0 Deg)) (Continued)

| | Member Label | Direction | Magnitude[lb.k-ft] | Location[ft,%] |
|----|--------------|-----------|--------------------|----------------|
| 41 | MP5A | Z | -62.301 | 4.5 |
| 42 | MP5A | Mx | 0 | 4.5 |
| 43 | MP5B | X | 0 | 4.5 |
| 44 | MP5B | Z | -34.25 | 4.5 |
| 45 | MP5B | Mx | .016 | 4.5 |
| 46 | MP5C | X | 0 | 4.5 |
| 47 | MP5C | Z | -38.476 | 4.5 |
| 48 | MP5C | Mx | -.017 | 4.5 |
| 49 | MP2A | X | 0 | .75 |
| 50 | MP2A | Z | -111.455 | .75 |
| 51 | MP2A | Mx | -.065 | .75 |
| 52 | MP2A | X | 0 | 5.25 |
| 53 | MP2A | Z | -111.455 | 5.25 |
| 54 | MP2A | Mx | -.065 | 5.25 |
| 55 | MP2B | X | 0 | .75 |
| 56 | MP2B | Z | -55.37 | .75 |
| 57 | MP2B | Mx | .037 | .75 |
| 58 | MP2B | X | 0 | 5.25 |
| 59 | MP2B | Z | -55.37 | 5.25 |
| 60 | MP2B | Mx | .037 | 5.25 |
| 61 | MP2C | X | 0 | .75 |
| 62 | MP2C | Z | -63.819 | .75 |
| 63 | MP2C | Mx | -.009 | .75 |
| 64 | MP2C | X | 0 | 5.25 |
| 65 | MP2C | Z | -63.819 | 5.25 |
| 66 | MP2C | Mx | -.009 | 5.25 |
| 67 | MP2A | X | 0 | .75 |
| 68 | MP2A | Z | -111.455 | .75 |
| 69 | MP2A | Mx | .065 | .75 |
| 70 | MP2A | X | 0 | 5.25 |
| 71 | MP2A | Z | -111.455 | 5.25 |
| 72 | MP2A | Mx | .065 | 5.25 |
| 73 | MP2B | X | 0 | .75 |
| 74 | MP2B | Z | -55.37 | .75 |
| 75 | MP2B | Mx | .015 | .75 |
| 76 | MP2B | X | 0 | 5.25 |
| 77 | MP2B | Z | -55.37 | 5.25 |
| 78 | MP2B | Mx | .015 | 5.25 |
| 79 | MP2C | X | 0 | .75 |
| 80 | MP2C | Z | -63.819 | .75 |
| 81 | MP2C | Mx | -.046 | .75 |
| 82 | MP2C | X | 0 | 5.25 |
| 83 | MP2C | Z | -63.819 | 5.25 |
| 84 | MP2C | Mx | -.046 | 5.25 |
| 85 | MP3B | X | 0 | .25 |
| 86 | MP3B | Z | -92.182 | .25 |
| 87 | MP3B | Mx | .043 | .25 |
| 88 | MP3B | X | 0 | 4.75 |
| 89 | MP3B | Z | -92.182 | 4.75 |
| 90 | MP3B | Mx | .043 | 4.75 |
| 91 | MP3C | X | 0 | .25 |
| 92 | MP3C | Z | -101.363 | .25 |
| 93 | MP3C | Mx | -.044 | .25 |
| 94 | MP3C | X | 0 | 4.75 |
| 95 | MP3C | Z | -101.363 | 4.75 |
| 96 | MP3C | Mx | -.044 | 4.75 |
| 97 | MP3A | X | 0 | .25 |
| 98 | MP3A | Z | -171.936 | .25 |
| 99 | MP3A | Mx | 0 | .25 |

Member Point Loads (BLC 3 : Antenna Wo (0 Deg)) (Continued)

| | Member Label | Direction | Magnitude[lb.k-ft] | Location[ft,%] |
|-----|--------------|-----------|--------------------|----------------|
| 100 | MP3A | X | 0 | 4.75 |
| 101 | MP3A | Z | -171.936 | 4.75 |
| 102 | MP3A | Mx | 0 | 4.75 |
| 103 | M57 | X | 0 | 1 |
| 104 | M57 | Z | -120.557 | 1 |
| 105 | M57 | Mx | 0 | 1 |

Member Point Loads (BLC 4 : Antenna Wo (30 Deg))

| | Member Label | Direction | Magnitude[lb.k-ft] | Location[ft,%] |
|----|--------------|-----------|--------------------|----------------|
| 1 | MP2C | X | 16.036 | 6 |
| 2 | MP2C | Z | -27.776 | 6 |
| 3 | MP2C | Mx | .008 | 6 |
| 4 | MP1A | X | 33.148 | .25 |
| 5 | MP1A | Z | -57.414 | .25 |
| 6 | MP1A | Mx | -.017 | .25 |
| 7 | MP1A | X | 33.148 | 1.75 |
| 8 | MP1A | Z | -57.414 | 1.75 |
| 9 | MP1A | Mx | -.017 | 1.75 |
| 10 | MP1B | X | 14.437 | .25 |
| 11 | MP1B | Z | -25.006 | .25 |
| 12 | MP1B | Mx | .014 | .25 |
| 13 | MP1B | X | 14.437 | 1.75 |
| 14 | MP1B | Z | -25.006 | 1.75 |
| 15 | MP1B | Mx | .014 | 1.75 |
| 16 | MP1C | X | 33.148 | .25 |
| 17 | MP1C | Z | -57.414 | .25 |
| 18 | MP1C | Mx | -.017 | .25 |
| 19 | MP1C | X | 33.148 | 1.75 |
| 20 | MP1C | Z | -57.414 | 1.75 |
| 21 | MP1C | Mx | -.017 | 1.75 |
| 22 | MP2A | X | 28.774 | 2.5 |
| 23 | MP2A | Z | -49.838 | 2.5 |
| 24 | MP2A | Mx | .014 | 2.5 |
| 25 | MP2B | X | 21.348 | 2.5 |
| 26 | MP2B | Z | -36.976 | 2.5 |
| 27 | MP2B | Mx | -.021 | 2.5 |
| 28 | MP2C | X | 28.774 | 2.5 |
| 29 | MP2C | Z | -49.838 | 2.5 |
| 30 | MP2C | Mx | .014 | 2.5 |
| 31 | MP3A | X | 27.813 | 2 |
| 32 | MP3A | Z | -48.174 | 2 |
| 33 | MP3A | Mx | .014 | 2 |
| 34 | MP3B | X | 17.621 | 2 |
| 35 | MP3B | Z | -30.52 | 2 |
| 36 | MP3B | Mx | -.017 | 2 |
| 37 | MP3C | X | 27.813 | 2 |
| 38 | MP3C | Z | -48.174 | 2 |
| 39 | MP3C | Mx | .014 | 2 |
| 40 | MP5A | X | 27.18 | 4.5 |
| 41 | MP5A | Z | -47.077 | 4.5 |
| 42 | MP5A | Mx | -.014 | 4.5 |
| 43 | MP5B | X | 15.746 | 4.5 |
| 44 | MP5B | Z | -27.273 | 4.5 |
| 45 | MP5B | Mx | .016 | 4.5 |
| 46 | MP5C | X | 27.18 | 4.5 |
| 47 | MP5C | Z | -47.077 | 4.5 |
| 48 | MP5C | Mx | -.014 | 4.5 |
| 49 | MP2A | X | 47.788 | .75 |



Company :
 Designer :
 Job Number :
 Model Name :

July 5, 2023
 12:41 PM
 Checked By: _____

Member Point Loads (BLC 4 : Antenna Wo (30 Deg)) (Continued)

| | Member Label | Direction | Magnitude[lb.k-ft] | Location[ft,%] |
|-----|--------------|-----------|--------------------|----------------|
| 50 | MP2A | Z | -82.771 | .75 |
| 51 | MP2A | Mx | -.072 | .75 |
| 52 | MP2A | X | 47.788 | 5.25 |
| 53 | MP2A | Z | -82.771 | 5.25 |
| 54 | MP2A | Mx | -.072 | 5.25 |
| 55 | MP2B | X | 24.927 | .75 |
| 56 | MP2B | Z | -43.176 | .75 |
| 57 | MP2B | Mx | .019 | .75 |
| 58 | MP2B | X | 24.927 | 5.25 |
| 59 | MP2B | Z | -43.176 | 5.25 |
| 60 | MP2B | Mx | .019 | 5.25 |
| 61 | MP2C | X | 47.788 | .75 |
| 62 | MP2C | Z | -82.771 | .75 |
| 63 | MP2C | Mx | .024 | .75 |
| 64 | MP2C | X | 47.788 | 5.25 |
| 65 | MP2C | Z | -82.771 | 5.25 |
| 66 | MP2C | Mx | .024 | 5.25 |
| 67 | MP2A | X | 47.788 | .75 |
| 68 | MP2A | Z | -82.771 | .75 |
| 69 | MP2A | Mx | .024 | .75 |
| 70 | MP2A | X | 47.788 | 5.25 |
| 71 | MP2A | Z | -82.771 | 5.25 |
| 72 | MP2A | Mx | .024 | 5.25 |
| 73 | MP2B | X | 24.927 | .75 |
| 74 | MP2B | Z | -43.176 | .75 |
| 75 | MP2B | Mx | .03 | .75 |
| 76 | MP2B | X | 24.927 | 5.25 |
| 77 | MP2B | Z | -43.176 | 5.25 |
| 78 | MP2B | Mx | .03 | 5.25 |
| 79 | MP2C | X | 47.788 | .75 |
| 80 | MP2C | Z | -82.771 | .75 |
| 81 | MP2C | Mx | -.072 | .75 |
| 82 | MP2C | X | 47.788 | 5.25 |
| 83 | MP2C | Z | -82.771 | 5.25 |
| 84 | MP2C | Mx | -.072 | 5.25 |
| 85 | MP3B | X | 43.095 | .25 |
| 86 | MP3B | Z | -74.643 | .25 |
| 87 | MP3B | Mx | .042 | .25 |
| 88 | MP3B | X | 43.095 | 4.75 |
| 89 | MP3B | Z | -74.643 | 4.75 |
| 90 | MP3B | Mx | .042 | 4.75 |
| 91 | MP3C | X | 67.935 | .25 |
| 92 | MP3C | Z | -117.667 | .25 |
| 93 | MP3C | Mx | -.034 | .25 |
| 94 | MP3C | X | 67.935 | 4.75 |
| 95 | MP3C | Z | -117.667 | 4.75 |
| 96 | MP3C | Mx | -.034 | 4.75 |
| 97 | MP3A | X | 77.092 | .25 |
| 98 | MP3A | Z | -133.527 | .25 |
| 99 | MP3A | Mx | -.039 | .25 |
| 100 | MP3A | X | 77.092 | 4.75 |
| 101 | MP3A | Z | -133.527 | 4.75 |
| 102 | MP3A | Mx | -.039 | 4.75 |
| 103 | M57 | X | 52.592 | 1 |
| 104 | M57 | Z | -91.092 | 1 |
| 105 | M57 | Mx | 0 | 1 |

Member Point Loads (BLC 5 : Antenna Wo (60 Deg))

Member Point Loads (BLC 5 : Antenna Wo (60 Deg)) (Continued)

| | Member Label | Direction | Magnitude[lb.k-ft] | Location[ft,%] |
|----|--------------|-----------|--------------------|----------------|
| 1 | MP2C | X | 33.634 | 6 |
| 2 | MP2C | Z | -19.419 | 6 |
| 3 | MP2C | Mx | 0 | 6 |
| 4 | MP1A | X | 34.904 | .25 |
| 5 | MP1A | Z | -20.152 | .25 |
| 6 | MP1A | Mx | -.017 | .25 |
| 7 | MP1A | X | 34.904 | 1.75 |
| 8 | MP1A | Z | -20.152 | 1.75 |
| 9 | MP1A | Mx | -.017 | 1.75 |
| 10 | MP1B | X | 42.25 | .25 |
| 11 | MP1B | Z | -24.393 | .25 |
| 12 | MP1B | Mx | .019 | .25 |
| 13 | MP1B | X | 42.25 | 1.75 |
| 14 | MP1B | Z | -24.393 | 1.75 |
| 15 | MP1B | Mx | .019 | 1.75 |
| 16 | MP1C | X | 68.67 | .25 |
| 17 | MP1C | Z | -39.646 | .25 |
| 18 | MP1C | Mx | 0 | .25 |
| 19 | MP1C | X | 68.67 | 1.75 |
| 20 | MP1C | Z | -39.646 | 1.75 |
| 21 | MP1C | Mx | 0 | 1.75 |
| 22 | MP2A | X | 40.904 | 2.5 |
| 23 | MP2A | Z | -23.616 | 2.5 |
| 24 | MP2A | Mx | .02 | 2.5 |
| 25 | MP2B | X | 43.82 | 2.5 |
| 26 | MP2B | Z | -25.299 | 2.5 |
| 27 | MP2B | Mx | -.019 | 2.5 |
| 28 | MP2C | X | 54.305 | 2.5 |
| 29 | MP2C | Z | -31.353 | 2.5 |
| 30 | MP2C | Mx | 0 | 2.5 |
| 31 | MP3A | X | 35.911 | 2 |
| 32 | MP3A | Z | -20.733 | 2 |
| 33 | MP3A | Mx | .018 | 2 |
| 34 | MP3B | X | 39.913 | 2 |
| 35 | MP3B | Z | -23.044 | 2 |
| 36 | MP3B | Mx | -.018 | 2 |
| 37 | MP3C | X | 54.305 | 2 |
| 38 | MP3C | Z | -31.353 | 2 |
| 39 | MP3C | Mx | 0 | 2 |
| 40 | MP5A | X | 33.321 | 4.5 |
| 41 | MP5A | Z | -19.238 | 4.5 |
| 42 | MP5A | Mx | -.017 | 4.5 |
| 43 | MP5B | X | 37.81 | 4.5 |
| 44 | MP5B | Z | -21.83 | 4.5 |
| 45 | MP5B | Mx | .017 | 4.5 |
| 46 | MP5C | X | 53.955 | 4.5 |
| 47 | MP5C | Z | -31.151 | 4.5 |
| 48 | MP5C | Mx | 0 | 4.5 |
| 49 | MP2A | X | 55.268 | .75 |
| 50 | MP2A | Z | -31.909 | .75 |
| 51 | MP2A | Mx | -.046 | .75 |
| 52 | MP2A | X | 55.268 | 5.25 |
| 53 | MP2A | Z | -31.909 | 5.25 |
| 54 | MP2A | Mx | -.046 | 5.25 |
| 55 | MP2B | X | 64.244 | .75 |
| 56 | MP2B | Z | -37.091 | .75 |
| 57 | MP2B | Mx | .000598 | .75 |
| 58 | MP2B | X | 64.244 | 5.25 |
| 59 | MP2B | Z | -37.091 | 5.25 |



Company :
 Designer :
 Job Number :
 Model Name :

July 5, 2023
 12:41 PM
 Checked By: _____

Member Point Loads (BLC 5 : Antenna Wo (60 Deg)) (Continued)

| | Member Label | Direction | Magnitude[lb.k-ft] | Location[ft,%] |
|-----|--------------|-----------|--------------------|----------------|
| 60 | MP2B | Mx | .000598 | 5.25 |
| 61 | MP2C | X | 96.523 | .75 |
| 62 | MP2C | Z | -55.727 | .75 |
| 63 | MP2C | Mx | .065 | .75 |
| 64 | MP2C | X | 96.523 | 5.25 |
| 65 | MP2C | Z | -55.727 | 5.25 |
| 66 | MP2C | Mx | .065 | 5.25 |
| 67 | MP2A | X | 55.268 | .75 |
| 68 | MP2A | Z | -31.909 | .75 |
| 69 | MP2A | Mx | -.009 | .75 |
| 70 | MP2A | X | 55.268 | 5.25 |
| 71 | MP2A | Z | -31.909 | 5.25 |
| 72 | MP2A | Mx | -.009 | 5.25 |
| 73 | MP2B | X | 64.244 | .75 |
| 74 | MP2B | Z | -37.091 | .75 |
| 75 | MP2B | Mx | .056 | .75 |
| 76 | MP2B | X | 64.244 | 5.25 |
| 77 | MP2B | Z | -37.091 | 5.25 |
| 78 | MP2B | Mx | .056 | 5.25 |
| 79 | MP2C | X | 96.523 | .75 |
| 80 | MP2C | Z | -55.727 | .75 |
| 81 | MP2C | Mx | -.065 | .75 |
| 82 | MP2C | X | 96.523 | 5.25 |
| 83 | MP2C | Z | -55.727 | 5.25 |
| 84 | MP2C | Mx | -.065 | 5.25 |
| 85 | MP3B | X | 97.536 | .25 |
| 86 | MP3B | Z | -56.312 | .25 |
| 87 | MP3B | Mx | .043 | .25 |
| 88 | MP3B | X | 97.536 | 4.75 |
| 89 | MP3B | Z | -56.312 | 4.75 |
| 90 | MP3B | Mx | .043 | 4.75 |
| 91 | MP3C | X | 132.609 | .25 |
| 92 | MP3C | Z | -76.562 | .25 |
| 93 | MP3C | Mx | 0 | .25 |
| 94 | MP3C | X | 132.609 | 4.75 |
| 95 | MP3C | Z | -76.562 | 4.75 |
| 96 | MP3C | Mx | 0 | 4.75 |
| 97 | MP3A | X | 102.781 | .25 |
| 98 | MP3A | Z | -59.34 | .25 |
| 99 | MP3A | Mx | -.051 | .25 |
| 100 | MP3A | X | 102.781 | 4.75 |
| 101 | MP3A | Z | -59.34 | 4.75 |
| 102 | MP3A | Mx | -.051 | 4.75 |
| 103 | M57 | X | 84.435 | 1 |
| 104 | M57 | Z | -48.749 | 1 |
| 105 | M57 | Mx | 0 | 1 |

Member Point Loads (BLC 6 : Antenna Wo (90 Deg))

| | Member Label | Direction | Magnitude[lb.k-ft] | Location[ft,%] |
|---|--------------|-----------|--------------------|----------------|
| 1 | MP2C | X | 32.073 | 6 |
| 2 | MP2C | Z | 0 | 6 |
| 3 | MP2C | Mx | -.008 | 6 |
| 4 | MP1A | X | 27.307 | .25 |
| 5 | MP1A | Z | 0 | .25 |
| 6 | MP1A | Mx | -.014 | .25 |
| 7 | MP1A | X | 27.307 | 1.75 |
| 8 | MP1A | Z | 0 | 1.75 |
| 9 | MP1A | Mx | -.014 | 1.75 |



Company :
 Designer :
 Job Number :
 Model Name :

July 5, 2023
 12:41 PM
 Checked By: _____

Member Point Loads (BLC 6 : Antenna Wo (90 Deg)) (Continued)

| | Member Label | Direction | Magnitude[lb.k-ft] | Location[ft,%] |
|----|--------------|-----------|--------------------|----------------|
| 10 | MP1B | X | 73.212 | .25 |
| 11 | MP1B | Z | 0 | .25 |
| 12 | MP1B | Mx | .013 | .25 |
| 13 | MP1B | X | 73.212 | 1.75 |
| 14 | MP1B | Z | 0 | 1.75 |
| 15 | MP1B | Mx | .013 | 1.75 |
| 16 | MP1C | X | 66.296 | .25 |
| 17 | MP1C | Z | 0 | .25 |
| 18 | MP1C | Mx | .017 | .25 |
| 19 | MP1C | X | 66.296 | 1.75 |
| 20 | MP1C | Z | 0 | 1.75 |
| 21 | MP1C | Mx | .017 | 1.75 |
| 22 | MP2A | X | 42.074 | 2.5 |
| 23 | MP2A | Z | 0 | 2.5 |
| 24 | MP2A | Mx | .021 | 2.5 |
| 25 | MP2B | X | 60.292 | 2.5 |
| 26 | MP2B | Z | 0 | 2.5 |
| 27 | MP2B | Mx | -.01 | 2.5 |
| 28 | MP2C | X | 57.548 | 2.5 |
| 29 | MP2C | Z | 0 | 2.5 |
| 30 | MP2C | Mx | -.014 | 2.5 |
| 31 | MP3A | X | 34.387 | 2 |
| 32 | MP3A | Z | 0 | 2 |
| 33 | MP3A | Mx | .017 | 2 |
| 34 | MP3B | X | 59.393 | 2 |
| 35 | MP3B | Z | 0 | 2 |
| 36 | MP3B | Mx | -.01 | 2 |
| 37 | MP3C | X | 55.626 | 2 |
| 38 | MP3C | Z | 0 | 2 |
| 39 | MP3C | Mx | -.014 | 2 |
| 40 | MP5A | X | 30.534 | 4.5 |
| 41 | MP5A | Z | 0 | 4.5 |
| 42 | MP5A | Mx | -.015 | 4.5 |
| 43 | MP5B | X | 58.585 | 4.5 |
| 44 | MP5B | Z | 0 | 4.5 |
| 45 | MP5B | Mx | .01 | 4.5 |
| 46 | MP5C | X | 54.36 | 4.5 |
| 47 | MP5C | Z | 0 | 4.5 |
| 48 | MP5C | Mx | .014 | 4.5 |
| 49 | MP2A | X | 47.94 | .75 |
| 50 | MP2A | Z | 0 | .75 |
| 51 | MP2A | Mx | -.024 | .75 |
| 52 | MP2A | X | 47.94 | 5.25 |
| 53 | MP2A | Z | 0 | 5.25 |
| 54 | MP2A | Mx | -.024 | 5.25 |
| 55 | MP2B | X | 104.025 | .75 |
| 56 | MP2B | Z | 0 | .75 |
| 57 | MP2B | Mx | -.039 | .75 |
| 58 | MP2B | X | 104.025 | 5.25 |
| 59 | MP2B | Z | 0 | 5.25 |
| 60 | MP2B | Mx | -.039 | 5.25 |
| 61 | MP2C | X | 95.576 | .75 |
| 62 | MP2C | Z | 0 | .75 |
| 63 | MP2C | Mx | .072 | .75 |
| 64 | MP2C | X | 95.576 | 5.25 |
| 65 | MP2C | Z | 0 | 5.25 |
| 66 | MP2C | Mx | .072 | 5.25 |
| 67 | MP2A | X | 47.94 | .75 |
| 68 | MP2A | Z | 0 | .75 |

Member Point Loads (BLC 6 : Antenna Wo (90 Deg)) (Continued)

| | Member Label | Direction | Magnitude[lb.k-ft] | Location[ft,%] |
|-----|--------------|-----------|--------------------|----------------|
| 69 | MP2A | Mx | -.024 | .75 |
| 70 | MP2A | X | 47.94 | 5.25 |
| 71 | MP2A | Z | 0 | 5.25 |
| 72 | MP2A | Mx | -.024 | 5.25 |
| 73 | MP2B | X | 104.025 | .75 |
| 74 | MP2B | Z | 0 | .75 |
| 75 | MP2B | Mx | .075 | .75 |
| 76 | MP2B | X | 104.025 | 5.25 |
| 77 | MP2B | Z | 0 | 5.25 |
| 78 | MP2B | Mx | .075 | 5.25 |
| 79 | MP2C | X | 95.576 | .75 |
| 80 | MP2C | Z | 0 | .75 |
| 81 | MP2C | Mx | -.024 | .75 |
| 82 | MP2C | X | 95.576 | 5.25 |
| 83 | MP2C | Z | 0 | 5.25 |
| 84 | MP2C | Mx | -.024 | 5.25 |
| 85 | MP3B | X | 145.051 | .25 |
| 86 | MP3B | Z | 0 | .25 |
| 87 | MP3B | Mx | .025 | .25 |
| 88 | MP3B | X | 145.051 | 4.75 |
| 89 | MP3B | Z | 0 | 4.75 |
| 90 | MP3B | Mx | .025 | 4.75 |
| 91 | MP3C | X | 135.87 | .25 |
| 92 | MP3C | Z | 0 | .25 |
| 93 | MP3C | Mx | .034 | .25 |
| 94 | MP3C | X | 135.87 | 4.75 |
| 95 | MP3C | Z | 0 | 4.75 |
| 96 | MP3C | Mx | .034 | 4.75 |
| 97 | MP3A | X | 100.929 | .25 |
| 98 | MP3A | Z | 0 | .25 |
| 99 | MP3A | Mx | -.05 | .25 |
| 100 | MP3A | X | 100.929 | 4.75 |
| 101 | MP3A | Z | 0 | 4.75 |
| 102 | MP3A | Mx | -.05 | 4.75 |
| 103 | M57 | X | 105.184 | 1 |
| 104 | M57 | Z | 0 | 1 |
| 105 | M57 | Mx | 0 | 1 |

Member Point Loads (BLC 7 : Antenna Wo (120 Deg))

| | Member Label | Direction | Magnitude[lb.k-ft] | Location[ft,%] |
|----|--------------|-----------|--------------------|----------------|
| 1 | MP2C | X | 16.06 | 6 |
| 2 | MP2C | Z | 9.272 | 6 |
| 3 | MP2C | Mx | -.008 | 6 |
| 4 | MP1A | X | 34.904 | .25 |
| 5 | MP1A | Z | 20.152 | .25 |
| 6 | MP1A | Mx | -.017 | .25 |
| 7 | MP1A | X | 34.904 | 1.75 |
| 8 | MP1A | Z | 20.152 | 1.75 |
| 9 | MP1A | Mx | -.017 | 1.75 |
| 10 | MP1B | X | 67.312 | .25 |
| 11 | MP1B | Z | 38.863 | .25 |
| 12 | MP1B | Mx | -.007 | .25 |
| 13 | MP1B | X | 67.312 | 1.75 |
| 14 | MP1B | Z | 38.863 | 1.75 |
| 15 | MP1B | Mx | -.007 | 1.75 |
| 16 | MP1C | X | 34.904 | .25 |
| 17 | MP1C | Z | 20.152 | .25 |
| 18 | MP1C | Mx | .017 | .25 |

Member Point Loads (BLC 7 : Antenna Wo (120 Deg)) (Continued)

| | Member Label | Direction | Magnitude[lb.k-ft] | Location[ft,%] |
|----|--------------|-----------|--------------------|----------------|
| 19 | MP1C | X | 34.904 | 1.75 |
| 20 | MP1C | Z | 20.152 | 1.75 |
| 21 | MP1C | Mx | .017 | 1.75 |
| 22 | MP2A | X | 40.904 | 2.5 |
| 23 | MP2A | Z | 23.616 | 2.5 |
| 24 | MP2A | Mx | .02 | 2.5 |
| 25 | MP2B | X | 53.766 | 2.5 |
| 26 | MP2B | Z | 31.042 | 2.5 |
| 27 | MP2B | Mx | .005 | 2.5 |
| 28 | MP2C | X | 40.904 | 2.5 |
| 29 | MP2C | Z | 23.616 | 2.5 |
| 30 | MP2C | Mx | -.02 | 2.5 |
| 31 | MP3A | X | 35.911 | 2 |
| 32 | MP3A | Z | 20.733 | 2 |
| 33 | MP3A | Mx | .018 | 2 |
| 34 | MP3B | X | 53.565 | 2 |
| 35 | MP3B | Z | 30.926 | 2 |
| 36 | MP3B | Mx | .005 | 2 |
| 37 | MP3C | X | 35.911 | 2 |
| 38 | MP3C | Z | 20.733 | 2 |
| 39 | MP3C | Mx | -.018 | 2 |
| 40 | MP5A | X | 33.321 | 4.5 |
| 41 | MP5A | Z | 19.238 | 4.5 |
| 42 | MP5A | Mx | -.017 | 4.5 |
| 43 | MP5B | X | 53.125 | 4.5 |
| 44 | MP5B | Z | 30.672 | 4.5 |
| 45 | MP5B | Mx | -.005 | 4.5 |
| 46 | MP5C | X | 33.321 | 4.5 |
| 47 | MP5C | Z | 19.238 | 4.5 |
| 48 | MP5C | Mx | .017 | 4.5 |
| 49 | MP2A | X | 55.268 | .75 |
| 50 | MP2A | Z | 31.909 | .75 |
| 51 | MP2A | Mx | -.009 | .75 |
| 52 | MP2A | X | 55.268 | 5.25 |
| 53 | MP2A | Z | 31.909 | 5.25 |
| 54 | MP2A | Mx | -.009 | 5.25 |
| 55 | MP2B | X | 94.864 | .75 |
| 56 | MP2B | Z | 54.77 | .75 |
| 57 | MP2B | Mx | -.072 | .75 |
| 58 | MP2B | X | 94.864 | 5.25 |
| 59 | MP2B | Z | 54.77 | 5.25 |
| 60 | MP2B | Mx | -.072 | 5.25 |
| 61 | MP2C | X | 55.268 | .75 |
| 62 | MP2C | Z | 31.909 | .75 |
| 63 | MP2C | Mx | .046 | .75 |
| 64 | MP2C | X | 55.268 | 5.25 |
| 65 | MP2C | Z | 31.909 | 5.25 |
| 66 | MP2C | Mx | .046 | 5.25 |
| 67 | MP2A | X | 55.268 | .75 |
| 68 | MP2A | Z | 31.909 | .75 |
| 69 | MP2A | Mx | -.046 | .75 |
| 70 | MP2A | X | 55.268 | 5.25 |
| 71 | MP2A | Z | 31.909 | 5.25 |
| 72 | MP2A | Mx | -.046 | 5.25 |
| 73 | MP2B | X | 94.864 | .75 |
| 74 | MP2B | Z | 54.77 | .75 |
| 75 | MP2B | Mx | .053 | .75 |
| 76 | MP2B | X | 94.864 | 5.25 |
| 77 | MP2B | Z | 54.77 | 5.25 |

Member Point Loads (BLC 7 : Antenna Wo (120 Deg)) (Continued)

| | Member Label | Direction | Magnitude[lb.k-ft] | Location[ft,%] |
|-----|--------------|-----------|--------------------|----------------|
| 78 | MP2B | Mx | .053 | 5.25 |
| 79 | MP2C | X | 55.268 | .75 |
| 80 | MP2C | Z | 31.909 | .75 |
| 81 | MP2C | Mx | .009 | .75 |
| 82 | MP2C | X | 55.268 | 5.25 |
| 83 | MP2C | Z | 31.909 | 5.25 |
| 84 | MP2C | Mx | .009 | 5.25 |
| 85 | MP3B | X | 130.807 | .25 |
| 86 | MP3B | Z | 75.521 | .25 |
| 87 | MP3B | Mx | -.013 | .25 |
| 88 | MP3B | X | 130.807 | 4.75 |
| 89 | MP3B | Z | 75.521 | 4.75 |
| 90 | MP3B | Mx | -.013 | 4.75 |
| 91 | MP3C | X | 87.783 | .25 |
| 92 | MP3C | Z | 50.681 | .25 |
| 93 | MP3C | Mx | .044 | .25 |
| 94 | MP3C | X | 87.783 | 4.75 |
| 95 | MP3C | Z | 50.681 | 4.75 |
| 96 | MP3C | Mx | .044 | 4.75 |
| 97 | MP3A | X | 102.781 | .25 |
| 98 | MP3A | Z | 59.34 | .25 |
| 99 | MP3A | Mx | -.051 | .25 |
| 100 | MP3A | X | 102.781 | 4.75 |
| 101 | MP3A | Z | 59.34 | 4.75 |
| 102 | MP3A | Mx | -.051 | 4.75 |
| 103 | M57 | X | 104.406 | 1 |
| 104 | M57 | Z | 60.279 | 1 |
| 105 | M57 | Mx | 0 | 1 |

Member Point Loads (BLC 8 : Antenna Wo (150 Deg))

| | Member Label | Direction | Magnitude[lb.k-ft] | Location[ft,%] |
|----|--------------|-----------|--------------------|----------------|
| 1 | MP2C | X | 5.89 | 6 |
| 2 | MP2C | Z | 10.201 | 6 |
| 3 | MP2C | Mx | -.006 | 6 |
| 4 | MP1A | X | 33.148 | .25 |
| 5 | MP1A | Z | 57.414 | .25 |
| 6 | MP1A | Mx | -.017 | .25 |
| 7 | MP1A | X | 33.148 | 1.75 |
| 8 | MP1A | Z | 57.414 | 1.75 |
| 9 | MP1A | Mx | -.017 | 1.75 |
| 10 | MP1B | X | 28.907 | .25 |
| 11 | MP1B | Z | 50.068 | .25 |
| 12 | MP1B | Mx | -.019 | .25 |
| 13 | MP1B | X | 28.907 | 1.75 |
| 14 | MP1B | Z | 50.068 | 1.75 |
| 15 | MP1B | Mx | -.019 | 1.75 |
| 16 | MP1C | X | 13.654 | .25 |
| 17 | MP1C | Z | 23.649 | .25 |
| 18 | MP1C | Mx | .014 | .25 |
| 19 | MP1C | X | 13.654 | 1.75 |
| 20 | MP1C | Z | 23.649 | 1.75 |
| 21 | MP1C | Mx | .014 | 1.75 |
| 22 | MP2A | X | 28.774 | 2.5 |
| 23 | MP2A | Z | 49.838 | 2.5 |
| 24 | MP2A | Mx | .014 | 2.5 |
| 25 | MP2B | X | 27.091 | 2.5 |
| 26 | MP2B | Z | 46.922 | 2.5 |
| 27 | MP2B | Mx | .017 | 2.5 |

Member Point Loads (BLC 8 : Antenna Wo (150 Deg)) (Continued)

| | Member Label | Direction | Magnitude[lb.k-ft] | Location[ft,%] |
|----|--------------|-----------|--------------------|----------------|
| 28 | MP2C | X | 21.037 | 2.5 |
| 29 | MP2C | Z | 36.437 | 2.5 |
| 30 | MP2C | Mx | -.021 | 2.5 |
| 31 | MP3A | X | 27.813 | 2 |
| 32 | MP3A | Z | 48.174 | 2 |
| 33 | MP3A | Mx | .014 | 2 |
| 34 | MP3B | X | 25.503 | 2 |
| 35 | MP3B | Z | 44.172 | 2 |
| 36 | MP3B | Mx | .016 | 2 |
| 37 | MP3C | X | 17.194 | 2 |
| 38 | MP3C | Z | 29.78 | 2 |
| 39 | MP3C | Mx | -.017 | 2 |
| 40 | MP5A | X | 27.18 | 4.5 |
| 41 | MP5A | Z | 47.077 | 4.5 |
| 42 | MP5A | Mx | -.014 | 4.5 |
| 43 | MP5B | X | 24.588 | 4.5 |
| 44 | MP5B | Z | 42.587 | 4.5 |
| 45 | MP5B | Mx | -.016 | 4.5 |
| 46 | MP5C | X | 15.267 | 4.5 |
| 47 | MP5C | Z | 26.443 | 4.5 |
| 48 | MP5C | Mx | .015 | 4.5 |
| 49 | MP2A | X | 47.788 | .75 |
| 50 | MP2A | Z | 82.771 | .75 |
| 51 | MP2A | Mx | .024 | .75 |
| 52 | MP2A | X | 47.788 | 5.25 |
| 53 | MP2A | Z | 82.771 | 5.25 |
| 54 | MP2A | Mx | .024 | 5.25 |
| 55 | MP2B | X | 42.606 | .75 |
| 56 | MP2B | Z | 73.796 | .75 |
| 57 | MP2B | Mx | -.065 | .75 |
| 58 | MP2B | X | 42.606 | 5.25 |
| 59 | MP2B | Z | 73.796 | 5.25 |
| 60 | MP2B | Mx | -.065 | 5.25 |
| 61 | MP2C | X | 23.97 | .75 |
| 62 | MP2C | Z | 41.517 | .75 |
| 63 | MP2C | Mx | .024 | .75 |
| 64 | MP2C | X | 23.97 | 5.25 |
| 65 | MP2C | Z | 41.517 | 5.25 |
| 66 | MP2C | Mx | .024 | 5.25 |
| 67 | MP2A | X | 47.788 | .75 |
| 68 | MP2A | Z | 82.771 | .75 |
| 69 | MP2A | Mx | -.072 | .75 |
| 70 | MP2A | X | 47.788 | 5.25 |
| 71 | MP2A | Z | 82.771 | 5.25 |
| 72 | MP2A | Mx | -.072 | 5.25 |
| 73 | MP2B | X | 42.606 | .75 |
| 74 | MP2B | Z | 73.796 | .75 |
| 75 | MP2B | Mx | .011 | .75 |
| 76 | MP2B | X | 42.606 | 5.25 |
| 77 | MP2B | Z | 73.796 | 5.25 |
| 78 | MP2B | Mx | .011 | 5.25 |
| 79 | MP2C | X | 23.97 | .75 |
| 80 | MP2C | Z | 41.517 | .75 |
| 81 | MP2C | Mx | .024 | .75 |
| 82 | MP2C | X | 23.97 | 5.25 |
| 83 | MP2C | Z | 41.517 | 5.25 |
| 84 | MP2C | Mx | .024 | 5.25 |
| 85 | MP3B | X | 62.304 | .25 |
| 86 | MP3B | Z | 107.914 | .25 |

Member Point Loads (BLC 8 : Antenna Wo (150 Deg)) (Continued)

| | Member Label | Direction | Magnitude[lb.k-ft] | Location[ft. %] |
|-----|--------------|-----------|--------------------|-----------------|
| 87 | MP3B | Mx | -.04 | .25 |
| 88 | MP3B | X | 62.304 | 4.75 |
| 89 | MP3B | Z | 107.914 | 4.75 |
| 90 | MP3B | Mx | -.04 | 4.75 |
| 91 | MP3C | X | 42.054 | .25 |
| 92 | MP3C | Z | 72.841 | .25 |
| 93 | MP3C | Mx | .042 | .25 |
| 94 | MP3C | X | 42.054 | 4.75 |
| 95 | MP3C | Z | 72.841 | 4.75 |
| 96 | MP3C | Mx | .042 | 4.75 |
| 97 | MP3A | X | 77.092 | .25 |
| 98 | MP3A | Z | 133.527 | .25 |
| 99 | MP3A | Mx | -.039 | .25 |
| 100 | MP3A | X | 77.092 | 4.75 |
| 101 | MP3A | Z | 133.527 | 4.75 |
| 102 | MP3A | Mx | -.039 | 4.75 |
| 103 | M57 | X | 64.122 | 1 |
| 104 | M57 | Z | 111.062 | 1 |
| 105 | M57 | Mx | 0 | 1 |

Member Point Loads (BLC 9 : Antenna Wo (180 Deg))

| | Member Label | Direction | Magnitude[lb.k-ft] | Location[ft. %] |
|----|--------------|-----------|--------------------|-----------------|
| 1 | MP2C | X | 0 | 6 |
| 2 | MP2C | Z | 18.544 | 6 |
| 3 | MP2C | Mx | -.008 | 6 |
| 4 | MP1A | X | 0 | .25 |
| 5 | MP1A | Z | 79.293 | .25 |
| 6 | MP1A | Mx | 0 | .25 |
| 7 | MP1A | X | 0 | 1.75 |
| 8 | MP1A | Z | 79.293 | 1.75 |
| 9 | MP1A | Mx | 0 | 1.75 |
| 10 | MP1B | X | 0 | .25 |
| 11 | MP1B | Z | 33.389 | .25 |
| 12 | MP1B | Mx | -.016 | .25 |
| 13 | MP1B | X | 0 | 1.75 |
| 14 | MP1B | Z | 33.389 | 1.75 |
| 15 | MP1B | Mx | -.016 | 1.75 |
| 16 | MP1C | X | 0 | .25 |
| 17 | MP1C | Z | 40.304 | .25 |
| 18 | MP1C | Mx | .017 | .25 |
| 19 | MP1C | X | 0 | 1.75 |
| 20 | MP1C | Z | 40.304 | 1.75 |
| 21 | MP1C | Mx | .017 | 1.75 |
| 22 | MP2A | X | 0 | 2.5 |
| 23 | MP2A | Z | 62.706 | 2.5 |
| 24 | MP2A | Mx | 0 | 2.5 |
| 25 | MP2B | X | 0 | 2.5 |
| 26 | MP2B | Z | 44.487 | 2.5 |
| 27 | MP2B | Mx | .021 | 2.5 |
| 28 | MP2C | X | 0 | 2.5 |
| 29 | MP2C | Z | 47.232 | 2.5 |
| 30 | MP2C | Mx | -.02 | 2.5 |
| 31 | MP3A | X | 0 | 2 |
| 32 | MP3A | Z | 62.706 | 2 |
| 33 | MP3A | Mx | 0 | 2 |
| 34 | MP3B | X | 0 | 2 |
| 35 | MP3B | Z | 37.7 | 2 |
| 36 | MP3B | Mx | .018 | 2 |

Member Point Loads (BLC 9 : Antenna Wo (180 Deg)) (Continued)

| | Member Label | Direction | Magnitude[lb.k-ft] | Location[ft,%] |
|----|--------------|-----------|--------------------|----------------|
| 37 | MP3C | X | 0 | 2 |
| 38 | MP3C | Z | 41.467 | 2 |
| 39 | MP3C | Mx | -.018 | 2 |
| 40 | MP5A | X | 0 | 4.5 |
| 41 | MP5A | Z | 62.301 | 4.5 |
| 42 | MP5A | Mx | 0 | 4.5 |
| 43 | MP5B | X | 0 | 4.5 |
| 44 | MP5B | Z | 34.25 | 4.5 |
| 45 | MP5B | Mx | -.016 | 4.5 |
| 46 | MP5C | X | 0 | 4.5 |
| 47 | MP5C | Z | 38.476 | 4.5 |
| 48 | MP5C | Mx | .017 | 4.5 |
| 49 | MP2A | X | 0 | .75 |
| 50 | MP2A | Z | 111.455 | .75 |
| 51 | MP2A | Mx | .065 | .75 |
| 52 | MP2A | X | 0 | 5.25 |
| 53 | MP2A | Z | 111.455 | 5.25 |
| 54 | MP2A | Mx | .065 | 5.25 |
| 55 | MP2B | X | 0 | .75 |
| 56 | MP2B | Z | 55.37 | .75 |
| 57 | MP2B | Mx | -.037 | .75 |
| 58 | MP2B | X | 0 | 5.25 |
| 59 | MP2B | Z | 55.37 | 5.25 |
| 60 | MP2B | Mx | -.037 | 5.25 |
| 61 | MP2C | X | 0 | .75 |
| 62 | MP2C | Z | 63.819 | .75 |
| 63 | MP2C | Mx | .009 | .75 |
| 64 | MP2C | X | 0 | 5.25 |
| 65 | MP2C | Z | 63.819 | 5.25 |
| 66 | MP2C | Mx | .009 | 5.25 |
| 67 | MP2A | X | 0 | .75 |
| 68 | MP2A | Z | 111.455 | .75 |
| 69 | MP2A | Mx | -.065 | .75 |
| 70 | MP2A | X | 0 | 5.25 |
| 71 | MP2A | Z | 111.455 | 5.25 |
| 72 | MP2A | Mx | -.065 | 5.25 |
| 73 | MP2B | X | 0 | .75 |
| 74 | MP2B | Z | 55.37 | .75 |
| 75 | MP2B | Mx | -.015 | .75 |
| 76 | MP2B | X | 0 | 5.25 |
| 77 | MP2B | Z | 55.37 | 5.25 |
| 78 | MP2B | Mx | -.015 | 5.25 |
| 79 | MP2C | X | 0 | .75 |
| 80 | MP2C | Z | 63.819 | .75 |
| 81 | MP2C | Mx | .046 | .75 |
| 82 | MP2C | X | 0 | 5.25 |
| 83 | MP2C | Z | 63.819 | 5.25 |
| 84 | MP2C | Mx | .046 | 5.25 |
| 85 | MP3B | X | 0 | .25 |
| 86 | MP3B | Z | 92.182 | .25 |
| 87 | MP3B | Mx | -.043 | .25 |
| 88 | MP3B | X | 0 | 4.75 |
| 89 | MP3B | Z | 92.182 | 4.75 |
| 90 | MP3B | Mx | -.043 | 4.75 |
| 91 | MP3C | X | 0 | .25 |
| 92 | MP3C | Z | 101.363 | .25 |
| 93 | MP3C | Mx | .044 | .25 |
| 94 | MP3C | X | 0 | 4.75 |
| 95 | MP3C | Z | 101.363 | 4.75 |

Member Point Loads (BLC 9 : Antenna Wo (180 Deg)) (Continued)

| | Member Label | Direction | Magnitude[lb.k-ft] | Location[ft.%] |
|-----|--------------|-----------|--------------------|----------------|
| 96 | MP3C | Mx | .044 | 4.75 |
| 97 | MP3A | X | 0 | .25 |
| 98 | MP3A | Z | 171.936 | .25 |
| 99 | MP3A | Mx | 0 | .25 |
| 100 | MP3A | X | 0 | 4.75 |
| 101 | MP3A | Z | 171.936 | 4.75 |
| 102 | MP3A | Mx | 0 | 4.75 |
| 103 | M57 | X | 0 | 1 |
| 104 | M57 | Z | 120.557 | 1 |
| 105 | M57 | Mx | 0 | 1 |

Member Point Loads (BLC 10 : Antenna Wo (210 Deg))

| | Member Label | Direction | Magnitude[lb.k-ft] | Location[ft.%] |
|----|--------------|-----------|--------------------|----------------|
| 1 | MP2C | X | -16.036 | 6 |
| 2 | MP2C | Z | 27.776 | 6 |
| 3 | MP2C | Mx | -.008 | 6 |
| 4 | MP1A | X | -33.148 | .25 |
| 5 | MP1A | Z | 57.414 | .25 |
| 6 | MP1A | Mx | .017 | .25 |
| 7 | MP1A | X | -33.148 | 1.75 |
| 8 | MP1A | Z | 57.414 | 1.75 |
| 9 | MP1A | Mx | .017 | 1.75 |
| 10 | MP1B | X | -14.437 | .25 |
| 11 | MP1B | Z | 25.006 | .25 |
| 12 | MP1B | Mx | -.014 | .25 |
| 13 | MP1B | X | -14.437 | 1.75 |
| 14 | MP1B | Z | 25.006 | 1.75 |
| 15 | MP1B | Mx | -.014 | 1.75 |
| 16 | MP1C | X | -33.148 | .25 |
| 17 | MP1C | Z | 57.414 | .25 |
| 18 | MP1C | Mx | .017 | .25 |
| 19 | MP1C | X | -33.148 | 1.75 |
| 20 | MP1C | Z | 57.414 | 1.75 |
| 21 | MP1C | Mx | .017 | 1.75 |
| 22 | MP2A | X | -28.774 | 2.5 |
| 23 | MP2A | Z | 49.838 | 2.5 |
| 24 | MP2A | Mx | -.014 | 2.5 |
| 25 | MP2B | X | -21.348 | 2.5 |
| 26 | MP2B | Z | 36.976 | 2.5 |
| 27 | MP2B | Mx | .021 | 2.5 |
| 28 | MP2C | X | -28.774 | 2.5 |
| 29 | MP2C | Z | 49.838 | 2.5 |
| 30 | MP2C | Mx | -.014 | 2.5 |
| 31 | MP3A | X | -27.813 | 2 |
| 32 | MP3A | Z | 48.174 | 2 |
| 33 | MP3A | Mx | -.014 | 2 |
| 34 | MP3B | X | -17.621 | 2 |
| 35 | MP3B | Z | 30.52 | 2 |
| 36 | MP3B | Mx | .017 | 2 |
| 37 | MP3C | X | -27.813 | 2 |
| 38 | MP3C | Z | 48.174 | 2 |
| 39 | MP3C | Mx | -.014 | 2 |
| 40 | MP5A | X | -27.18 | 4.5 |
| 41 | MP5A | Z | 47.077 | 4.5 |
| 42 | MP5A | Mx | .014 | 4.5 |
| 43 | MP5B | X | -15.746 | 4.5 |
| 44 | MP5B | Z | 27.273 | 4.5 |
| 45 | MP5B | Mx | -.016 | 4.5 |

Member Point Loads (BLC 10 : Antenna Wo (210 Deg)) (Continued)

| | Member Label | Direction | Magnitude[lb.k-ft] | Location[ft,%] |
|-----|--------------|-----------|--------------------|----------------|
| 46 | MP5C | X | -27.18 | 4.5 |
| 47 | MP5C | Z | 47.077 | 4.5 |
| 48 | MP5C | Mx | .014 | 4.5 |
| 49 | MP2A | X | -47.788 | .75 |
| 50 | MP2A | Z | 82.771 | .75 |
| 51 | MP2A | Mx | .072 | .75 |
| 52 | MP2A | X | -47.788 | 5.25 |
| 53 | MP2A | Z | 82.771 | 5.25 |
| 54 | MP2A | Mx | .072 | 5.25 |
| 55 | MP2B | X | -24.927 | .75 |
| 56 | MP2B | Z | 43.176 | .75 |
| 57 | MP2B | Mx | -.019 | .75 |
| 58 | MP2B | X | -24.927 | 5.25 |
| 59 | MP2B | Z | 43.176 | 5.25 |
| 60 | MP2B | Mx | -.019 | 5.25 |
| 61 | MP2C | X | -47.788 | .75 |
| 62 | MP2C | Z | 82.771 | .75 |
| 63 | MP2C | Mx | -.024 | .75 |
| 64 | MP2C | X | -47.788 | 5.25 |
| 65 | MP2C | Z | 82.771 | 5.25 |
| 66 | MP2C | Mx | -.024 | 5.25 |
| 67 | MP2A | X | -47.788 | .75 |
| 68 | MP2A | Z | 82.771 | .75 |
| 69 | MP2A | Mx | -.024 | .75 |
| 70 | MP2A | X | -47.788 | 5.25 |
| 71 | MP2A | Z | 82.771 | 5.25 |
| 72 | MP2A | Mx | -.024 | 5.25 |
| 73 | MP2B | X | -24.927 | .75 |
| 74 | MP2B | Z | 43.176 | .75 |
| 75 | MP2B | Mx | -.03 | .75 |
| 76 | MP2B | X | -24.927 | 5.25 |
| 77 | MP2B | Z | 43.176 | 5.25 |
| 78 | MP2B | Mx | -.03 | 5.25 |
| 79 | MP2C | X | -47.788 | .75 |
| 80 | MP2C | Z | 82.771 | .75 |
| 81 | MP2C | Mx | .072 | .75 |
| 82 | MP2C | X | -47.788 | 5.25 |
| 83 | MP2C | Z | 82.771 | 5.25 |
| 84 | MP2C | Mx | .072 | 5.25 |
| 85 | MP3B | X | -43.095 | .25 |
| 86 | MP3B | Z | 74.643 | .25 |
| 87 | MP3B | Mx | -.042 | .25 |
| 88 | MP3B | X | -43.095 | 4.75 |
| 89 | MP3B | Z | 74.643 | 4.75 |
| 90 | MP3B | Mx | -.042 | 4.75 |
| 91 | MP3C | X | -67.935 | .25 |
| 92 | MP3C | Z | 117.667 | .25 |
| 93 | MP3C | Mx | .034 | .25 |
| 94 | MP3C | X | -67.935 | 4.75 |
| 95 | MP3C | Z | 117.667 | 4.75 |
| 96 | MP3C | Mx | .034 | 4.75 |
| 97 | MP3A | X | -77.092 | .25 |
| 98 | MP3A | Z | 133.527 | .25 |
| 99 | MP3A | Mx | .039 | .25 |
| 100 | MP3A | X | -77.092 | 4.75 |
| 101 | MP3A | Z | 133.527 | 4.75 |
| 102 | MP3A | Mx | .039 | 4.75 |
| 103 | M57 | X | -52.592 | 1 |
| 104 | M57 | Z | 91.092 | 1 |



Company :
 Designer :
 Job Number :
 Model Name :

July 5, 2023
 12:41 PM
 Checked By: _____

Member Point Loads (BLC 10 : Antenna Wo (210 Deg)) (Continued)

| | Member Label | Direction | Magnitude[lb.k-ft] | Location[ft.%] |
|-----|--------------|-----------|--------------------|----------------|
| 105 | M57 | Mx | 0 | 1 |

Member Point Loads (BLC 11 : Antenna Wo (240 Deg))

| | Member Label | Direction | Magnitude[lb.k-ft] | Location[ft.%] |
|----|--------------|-----------|--------------------|----------------|
| 1 | MP2C | X | -33.634 | 6 |
| 2 | MP2C | Z | 19.419 | 6 |
| 3 | MP2C | Mx | 0 | 6 |
| 4 | MP1A | X | -34.904 | .25 |
| 5 | MP1A | Z | 20.152 | .25 |
| 6 | MP1A | Mx | .017 | .25 |
| 7 | MP1A | X | -34.904 | 1.75 |
| 8 | MP1A | Z | 20.152 | 1.75 |
| 9 | MP1A | Mx | .017 | 1.75 |
| 10 | MP1B | X | -42.25 | .25 |
| 11 | MP1B | Z | 24.393 | .25 |
| 12 | MP1B | Mx | -.019 | .25 |
| 13 | MP1B | X | -42.25 | 1.75 |
| 14 | MP1B | Z | 24.393 | 1.75 |
| 15 | MP1B | Mx | -.019 | 1.75 |
| 16 | MP1C | X | -68.67 | .25 |
| 17 | MP1C | Z | 39.646 | .25 |
| 18 | MP1C | Mx | 0 | .25 |
| 19 | MP1C | X | -68.67 | 1.75 |
| 20 | MP1C | Z | 39.646 | 1.75 |
| 21 | MP1C | Mx | 0 | 1.75 |
| 22 | MP2A | X | -40.904 | 2.5 |
| 23 | MP2A | Z | 23.616 | 2.5 |
| 24 | MP2A | Mx | -.02 | 2.5 |
| 25 | MP2B | X | -43.82 | 2.5 |
| 26 | MP2B | Z | 25.299 | 2.5 |
| 27 | MP2B | Mx | .019 | 2.5 |
| 28 | MP2C | X | -54.305 | 2.5 |
| 29 | MP2C | Z | 31.353 | 2.5 |
| 30 | MP2C | Mx | 0 | 2.5 |
| 31 | MP3A | X | -35.911 | 2 |
| 32 | MP3A | Z | 20.733 | 2 |
| 33 | MP3A | Mx | -.018 | 2 |
| 34 | MP3B | X | -39.913 | 2 |
| 35 | MP3B | Z | 23.044 | 2 |
| 36 | MP3B | Mx | .018 | 2 |
| 37 | MP3C | X | -54.305 | 2 |
| 38 | MP3C | Z | 31.353 | 2 |
| 39 | MP3C | Mx | 0 | 2 |
| 40 | MP5A | X | -33.321 | 4.5 |
| 41 | MP5A | Z | 19.238 | 4.5 |
| 42 | MP5A | Mx | .017 | 4.5 |
| 43 | MP5B | X | -37.81 | 4.5 |
| 44 | MP5B | Z | 21.83 | 4.5 |
| 45 | MP5B | Mx | -.017 | 4.5 |
| 46 | MP5C | X | -53.955 | 4.5 |
| 47 | MP5C | Z | 31.151 | 4.5 |
| 48 | MP5C | Mx | 0 | 4.5 |
| 49 | MP2A | X | -55.268 | .75 |
| 50 | MP2A | Z | 31.909 | .75 |
| 51 | MP2A | Mx | .046 | .75 |
| 52 | MP2A | X | -55.268 | 5.25 |
| 53 | MP2A | Z | 31.909 | 5.25 |
| 54 | MP2A | Mx | .046 | 5.25 |

Member Point Loads (BLC 11 : Antenna Wo (240 Deg)) (Continued)

| | Member Label | Direction | Magnitude[lb.k-ft] | Location[ft,%] |
|-----|--------------|-----------|--------------------|----------------|
| 55 | MP2B | X | -64.244 | .75 |
| 56 | MP2B | Z | 37.091 | .75 |
| 57 | MP2B | Mx | -.000598 | .75 |
| 58 | MP2B | X | -64.244 | 5.25 |
| 59 | MP2B | Z | 37.091 | 5.25 |
| 60 | MP2B | Mx | -.000598 | 5.25 |
| 61 | MP2C | X | -96.523 | .75 |
| 62 | MP2C | Z | 55.727 | .75 |
| 63 | MP2C | Mx | -.065 | .75 |
| 64 | MP2C | X | -96.523 | 5.25 |
| 65 | MP2C | Z | 55.727 | 5.25 |
| 66 | MP2C | Mx | -.065 | 5.25 |
| 67 | MP2A | X | -55.268 | .75 |
| 68 | MP2A | Z | 31.909 | .75 |
| 69 | MP2A | Mx | .009 | .75 |
| 70 | MP2A | X | -55.268 | 5.25 |
| 71 | MP2A | Z | 31.909 | 5.25 |
| 72 | MP2A | Mx | .009 | 5.25 |
| 73 | MP2B | X | -64.244 | .75 |
| 74 | MP2B | Z | 37.091 | .75 |
| 75 | MP2B | Mx | -.056 | .75 |
| 76 | MP2B | X | -64.244 | 5.25 |
| 77 | MP2B | Z | 37.091 | 5.25 |
| 78 | MP2B | Mx | -.056 | 5.25 |
| 79 | MP2C | X | -96.523 | .75 |
| 80 | MP2C | Z | 55.727 | .75 |
| 81 | MP2C | Mx | .065 | .75 |
| 82 | MP2C | X | -96.523 | 5.25 |
| 83 | MP2C | Z | 55.727 | 5.25 |
| 84 | MP2C | Mx | .065 | 5.25 |
| 85 | MP3B | X | -97.536 | .25 |
| 86 | MP3B | Z | 56.312 | .25 |
| 87 | MP3B | Mx | -.043 | .25 |
| 88 | MP3B | X | -97.536 | 4.75 |
| 89 | MP3B | Z | 56.312 | 4.75 |
| 90 | MP3B | Mx | -.043 | 4.75 |
| 91 | MP3C | X | -132.609 | .25 |
| 92 | MP3C | Z | 76.562 | .25 |
| 93 | MP3C | Mx | 0 | .25 |
| 94 | MP3C | X | -132.609 | 4.75 |
| 95 | MP3C | Z | 76.562 | 4.75 |
| 96 | MP3C | Mx | 0 | 4.75 |
| 97 | MP3A | X | -102.781 | .25 |
| 98 | MP3A | Z | 59.34 | .25 |
| 99 | MP3A | Mx | .051 | .25 |
| 100 | MP3A | X | -102.781 | 4.75 |
| 101 | MP3A | Z | 59.34 | 4.75 |
| 102 | MP3A | Mx | .051 | 4.75 |
| 103 | M57 | X | -84.435 | 1 |
| 104 | M57 | Z | 48.749 | 1 |
| 105 | M57 | Mx | 0 | 1 |

Member Point Loads (BLC 12 : Antenna Wo (270 Deg))

| | Member Label | Direction | Magnitude[lb.k-ft] | Location[ft,%] |
|---|--------------|-----------|--------------------|----------------|
| 1 | MP2C | X | -32.073 | 6 |
| 2 | MP2C | Z | 0 | 6 |
| 3 | MP2C | Mx | .008 | 6 |
| 4 | MP1A | X | -27.307 | .25 |

Member Point Loads (BLC 12 : Antenna Wo (270 Deg)) (Continued)

| | Member Label | Direction | Magnitude[lb.k-ft] | Location[ft,%] |
|----|--------------|-----------|--------------------|----------------|
| 5 | MP1A | Z | 0 | .25 |
| 6 | MP1A | Mx | .014 | .25 |
| 7 | MP1A | X | -27.307 | 1.75 |
| 8 | MP1A | Z | 0 | 1.75 |
| 9 | MP1A | Mx | .014 | 1.75 |
| 10 | MP1B | X | -73.212 | .25 |
| 11 | MP1B | Z | 0 | .25 |
| 12 | MP1B | Mx | -.013 | .25 |
| 13 | MP1B | X | -73.212 | 1.75 |
| 14 | MP1B | Z | 0 | 1.75 |
| 15 | MP1B | Mx | -.013 | 1.75 |
| 16 | MP1C | X | -66.296 | .25 |
| 17 | MP1C | Z | 0 | .25 |
| 18 | MP1C | Mx | -.017 | .25 |
| 19 | MP1C | X | -66.296 | 1.75 |
| 20 | MP1C | Z | 0 | 1.75 |
| 21 | MP1C | Mx | -.017 | 1.75 |
| 22 | MP2A | X | -42.074 | 2.5 |
| 23 | MP2A | Z | 0 | 2.5 |
| 24 | MP2A | Mx | -.021 | 2.5 |
| 25 | MP2B | X | -60.292 | 2.5 |
| 26 | MP2B | Z | 0 | 2.5 |
| 27 | MP2B | Mx | .01 | 2.5 |
| 28 | MP2C | X | -57.548 | 2.5 |
| 29 | MP2C | Z | 0 | 2.5 |
| 30 | MP2C | Mx | .014 | 2.5 |
| 31 | MP3A | X | -34.387 | 2 |
| 32 | MP3A | Z | 0 | 2 |
| 33 | MP3A | Mx | -.017 | 2 |
| 34 | MP3B | X | -59.393 | 2 |
| 35 | MP3B | Z | 0 | 2 |
| 36 | MP3B | Mx | .01 | 2 |
| 37 | MP3C | X | -55.626 | 2 |
| 38 | MP3C | Z | 0 | 2 |
| 39 | MP3C | Mx | .014 | 2 |
| 40 | MP5A | X | -30.534 | 4.5 |
| 41 | MP5A | Z | 0 | 4.5 |
| 42 | MP5A | Mx | .015 | 4.5 |
| 43 | MP5B | X | -58.585 | 4.5 |
| 44 | MP5B | Z | 0 | 4.5 |
| 45 | MP5B | Mx | -.01 | 4.5 |
| 46 | MP5C | X | -54.36 | 4.5 |
| 47 | MP5C | Z | 0 | 4.5 |
| 48 | MP5C | Mx | -.014 | 4.5 |
| 49 | MP2A | X | -47.94 | .75 |
| 50 | MP2A | Z | 0 | .75 |
| 51 | MP2A | Mx | .024 | .75 |
| 52 | MP2A | X | -47.94 | 5.25 |
| 53 | MP2A | Z | 0 | 5.25 |
| 54 | MP2A | Mx | .024 | 5.25 |
| 55 | MP2B | X | -104.025 | .75 |
| 56 | MP2B | Z | 0 | .75 |
| 57 | MP2B | Mx | .039 | .75 |
| 58 | MP2B | X | -104.025 | 5.25 |
| 59 | MP2B | Z | 0 | 5.25 |
| 60 | MP2B | Mx | .039 | 5.25 |
| 61 | MP2C | X | -95.576 | .75 |
| 62 | MP2C | Z | 0 | .75 |
| 63 | MP2C | Mx | -.072 | .75 |

Member Point Loads (BLC 12 : Antenna Wo (270 Deg)) (Continued)

| | Member Label | Direction | Magnitude[lb.k-ft] | Location[ft.%] |
|-----|--------------|-----------|--------------------|----------------|
| 64 | MP2C | X | -95.576 | 5.25 |
| 65 | MP2C | Z | 0 | 5.25 |
| 66 | MP2C | Mx | -.072 | 5.25 |
| 67 | MP2A | X | -47.94 | .75 |
| 68 | MP2A | Z | 0 | .75 |
| 69 | MP2A | Mx | .024 | .75 |
| 70 | MP2A | X | -47.94 | 5.25 |
| 71 | MP2A | Z | 0 | 5.25 |
| 72 | MP2A | Mx | .024 | 5.25 |
| 73 | MP2B | X | -104.025 | .75 |
| 74 | MP2B | Z | 0 | .75 |
| 75 | MP2B | Mx | -.075 | .75 |
| 76 | MP2B | X | -104.025 | 5.25 |
| 77 | MP2B | Z | 0 | 5.25 |
| 78 | MP2B | Mx | -.075 | 5.25 |
| 79 | MP2C | X | -95.576 | .75 |
| 80 | MP2C | Z | 0 | .75 |
| 81 | MP2C | Mx | .024 | .75 |
| 82 | MP2C | X | -95.576 | 5.25 |
| 83 | MP2C | Z | 0 | 5.25 |
| 84 | MP2C | Mx | .024 | 5.25 |
| 85 | MP3B | X | -145.051 | .25 |
| 86 | MP3B | Z | 0 | .25 |
| 87 | MP3B | Mx | -.025 | .25 |
| 88 | MP3B | X | -145.051 | 4.75 |
| 89 | MP3B | Z | 0 | 4.75 |
| 90 | MP3B | Mx | -.025 | 4.75 |
| 91 | MP3C | X | -135.87 | .25 |
| 92 | MP3C | Z | 0 | .25 |
| 93 | MP3C | Mx | -.034 | .25 |
| 94 | MP3C | X | -135.87 | 4.75 |
| 95 | MP3C | Z | 0 | 4.75 |
| 96 | MP3C | Mx | -.034 | 4.75 |
| 97 | MP3A | X | -100.929 | .25 |
| 98 | MP3A | Z | 0 | .25 |
| 99 | MP3A | Mx | .05 | .25 |
| 100 | MP3A | X | -100.929 | 4.75 |
| 101 | MP3A | Z | 0 | 4.75 |
| 102 | MP3A | Mx | .05 | 4.75 |
| 103 | M57 | X | -105.184 | 1 |
| 104 | M57 | Z | 0 | 1 |
| 105 | M57 | Mx | 0 | 1 |

Member Point Loads (BLC 13 : Antenna Wo (300 Deg))

| | Member Label | Direction | Magnitude[lb.k-ft] | Location[ft.%] |
|----|--------------|-----------|--------------------|----------------|
| 1 | MP2C | X | -16.06 | 6 |
| 2 | MP2C | Z | -9.272 | 6 |
| 3 | MP2C | Mx | .008 | 6 |
| 4 | MP1A | X | -34.904 | .25 |
| 5 | MP1A | Z | -20.152 | .25 |
| 6 | MP1A | Mx | .017 | .25 |
| 7 | MP1A | X | -34.904 | 1.75 |
| 8 | MP1A | Z | -20.152 | 1.75 |
| 9 | MP1A | Mx | .017 | 1.75 |
| 10 | MP1B | X | -67.312 | .25 |
| 11 | MP1B | Z | -38.863 | .25 |
| 12 | MP1B | Mx | .007 | .25 |
| 13 | MP1B | X | -67.312 | 1.75 |

Member Point Loads (BLC 13 : Antenna Wo (300 Deg)) (Continued)

| | Member Label | Direction | Magnitude[lb.k-ft] | Location[ft,%] |
|----|--------------|-----------|--------------------|----------------|
| 14 | MP1B | Z | -38.863 | 1.75 |
| 15 | MP1B | Mx | .007 | 1.75 |
| 16 | MP1C | X | -34.904 | .25 |
| 17 | MP1C | Z | -20.152 | .25 |
| 18 | MP1C | Mx | -.017 | .25 |
| 19 | MP1C | X | -34.904 | 1.75 |
| 20 | MP1C | Z | -20.152 | 1.75 |
| 21 | MP1C | Mx | -.017 | 1.75 |
| 22 | MP2A | X | -40.904 | 2.5 |
| 23 | MP2A | Z | -23.616 | 2.5 |
| 24 | MP2A | Mx | -.02 | 2.5 |
| 25 | MP2B | X | -53.766 | 2.5 |
| 26 | MP2B | Z | -31.042 | 2.5 |
| 27 | MP2B | Mx | -.005 | 2.5 |
| 28 | MP2C | X | -40.904 | 2.5 |
| 29 | MP2C | Z | -23.616 | 2.5 |
| 30 | MP2C | Mx | .02 | 2.5 |
| 31 | MP3A | X | -35.911 | 2 |
| 32 | MP3A | Z | -20.733 | 2 |
| 33 | MP3A | Mx | -.018 | 2 |
| 34 | MP3B | X | -53.565 | 2 |
| 35 | MP3B | Z | -30.926 | 2 |
| 36 | MP3B | Mx | -.005 | 2 |
| 37 | MP3C | X | -35.911 | 2 |
| 38 | MP3C | Z | -20.733 | 2 |
| 39 | MP3C | Mx | .018 | 2 |
| 40 | MP5A | X | -33.321 | 4.5 |
| 41 | MP5A | Z | -19.238 | 4.5 |
| 42 | MP5A | Mx | .017 | 4.5 |
| 43 | MP5B | X | -53.125 | 4.5 |
| 44 | MP5B | Z | -30.672 | 4.5 |
| 45 | MP5B | Mx | .005 | 4.5 |
| 46 | MP5C | X | -33.321 | 4.5 |
| 47 | MP5C | Z | -19.238 | 4.5 |
| 48 | MP5C | Mx | -.017 | 4.5 |
| 49 | MP2A | X | -55.268 | .75 |
| 50 | MP2A | Z | -31.909 | .75 |
| 51 | MP2A | Mx | .009 | .75 |
| 52 | MP2A | X | -55.268 | 5.25 |
| 53 | MP2A | Z | -31.909 | 5.25 |
| 54 | MP2A | Mx | .009 | 5.25 |
| 55 | MP2B | X | -94.864 | .75 |
| 56 | MP2B | Z | -54.77 | .75 |
| 57 | MP2B | Mx | .072 | .75 |
| 58 | MP2B | X | -94.864 | 5.25 |
| 59 | MP2B | Z | -54.77 | 5.25 |
| 60 | MP2B | Mx | .072 | 5.25 |
| 61 | MP2C | X | -55.268 | .75 |
| 62 | MP2C | Z | -31.909 | .75 |
| 63 | MP2C | Mx | -.046 | .75 |
| 64 | MP2C | X | -55.268 | 5.25 |
| 65 | MP2C | Z | -31.909 | 5.25 |
| 66 | MP2C | Mx | -.046 | 5.25 |
| 67 | MP2A | X | -55.268 | .75 |
| 68 | MP2A | Z | -31.909 | .75 |
| 69 | MP2A | Mx | .046 | .75 |
| 70 | MP2A | X | -55.268 | 5.25 |
| 71 | MP2A | Z | -31.909 | 5.25 |
| 72 | MP2A | Mx | .046 | 5.25 |

Member Point Loads (BLC 13 : Antenna Wo (300 Deg)) (Continued)

| | Member Label | Direction | Magnitude[lb.k-ft] | Location[ft.%] |
|-----|--------------|-----------|--------------------|----------------|
| 73 | MP2B | X | -94.864 | .75 |
| 74 | MP2B | Z | -54.77 | .75 |
| 75 | MP2B | Mx | -.053 | .75 |
| 76 | MP2B | X | -94.864 | 5.25 |
| 77 | MP2B | Z | -54.77 | 5.25 |
| 78 | MP2B | Mx | -.053 | 5.25 |
| 79 | MP2C | X | -55.268 | .75 |
| 80 | MP2C | Z | -31.909 | .75 |
| 81 | MP2C | Mx | -.009 | .75 |
| 82 | MP2C | X | -55.268 | 5.25 |
| 83 | MP2C | Z | -31.909 | 5.25 |
| 84 | MP2C | Mx | -.009 | 5.25 |
| 85 | MP3B | X | -130.807 | .25 |
| 86 | MP3B | Z | -75.521 | .25 |
| 87 | MP3B | Mx | .013 | .25 |
| 88 | MP3B | X | -130.807 | 4.75 |
| 89 | MP3B | Z | -75.521 | 4.75 |
| 90 | MP3B | Mx | .013 | 4.75 |
| 91 | MP3C | X | -87.783 | .25 |
| 92 | MP3C | Z | -50.681 | .25 |
| 93 | MP3C | Mx | -.044 | .25 |
| 94 | MP3C | X | -87.783 | 4.75 |
| 95 | MP3C | Z | -50.681 | 4.75 |
| 96 | MP3C | Mx | -.044 | 4.75 |
| 97 | MP3A | X | -102.781 | .25 |
| 98 | MP3A | Z | -59.34 | .25 |
| 99 | MP3A | Mx | .051 | .25 |
| 100 | MP3A | X | -102.781 | 4.75 |
| 101 | MP3A | Z | -59.34 | 4.75 |
| 102 | MP3A | Mx | .051 | 4.75 |
| 103 | M57 | X | -104.406 | 1 |
| 104 | M57 | Z | -60.279 | 1 |
| 105 | M57 | Mx | 0 | 1 |

Member Point Loads (BLC 14 : Antenna Wo (330 Deg))

| | Member Label | Direction | Magnitude[lb.k-ft] | Location[ft.%] |
|----|--------------|-----------|--------------------|----------------|
| 1 | MP2C | X | -5.89 | 6 |
| 2 | MP2C | Z | -10.201 | 6 |
| 3 | MP2C | Mx | .006 | 6 |
| 4 | MP1A | X | -33.148 | .25 |
| 5 | MP1A | Z | -57.414 | .25 |
| 6 | MP1A | Mx | .017 | .25 |
| 7 | MP1A | X | -33.148 | 1.75 |
| 8 | MP1A | Z | -57.414 | 1.75 |
| 9 | MP1A | Mx | .017 | 1.75 |
| 10 | MP1B | X | -28.907 | .25 |
| 11 | MP1B | Z | -50.068 | .25 |
| 12 | MP1B | Mx | .019 | .25 |
| 13 | MP1B | X | -28.907 | 1.75 |
| 14 | MP1B | Z | -50.068 | 1.75 |
| 15 | MP1B | Mx | .019 | 1.75 |
| 16 | MP1C | X | -13.654 | .25 |
| 17 | MP1C | Z | -23.649 | .25 |
| 18 | MP1C | Mx | -.014 | .25 |
| 19 | MP1C | X | -13.654 | 1.75 |
| 20 | MP1C | Z | -23.649 | 1.75 |
| 21 | MP1C | Mx | -.014 | 1.75 |
| 22 | MP2A | X | -28.774 | 2.5 |

Member Point Loads (BLC 14 : Antenna Wo (330 Deg)) (Continued)

| | Member Label | Direction | Magnitude[lb.k-ft] | Location[ft,%] |
|----|--------------|-----------|--------------------|----------------|
| 23 | MP2A | Z | -49.838 | 2.5 |
| 24 | MP2A | Mx | -.014 | 2.5 |
| 25 | MP2B | X | -27.091 | 2.5 |
| 26 | MP2B | Z | -46.922 | 2.5 |
| 27 | MP2B | Mx | -.017 | 2.5 |
| 28 | MP2C | X | -21.037 | 2.5 |
| 29 | MP2C | Z | -36.437 | 2.5 |
| 30 | MP2C | Mx | .021 | 2.5 |
| 31 | MP3A | X | -27.813 | 2 |
| 32 | MP3A | Z | -48.174 | 2 |
| 33 | MP3A | Mx | -.014 | 2 |
| 34 | MP3B | X | -25.503 | 2 |
| 35 | MP3B | Z | -44.172 | 2 |
| 36 | MP3B | Mx | -.016 | 2 |
| 37 | MP3C | X | -17.194 | 2 |
| 38 | MP3C | Z | -29.78 | 2 |
| 39 | MP3C | Mx | .017 | 2 |
| 40 | MP5A | X | -27.18 | 4.5 |
| 41 | MP5A | Z | -47.077 | 4.5 |
| 42 | MP5A | Mx | .014 | 4.5 |
| 43 | MP5B | X | -24.588 | 4.5 |
| 44 | MP5B | Z | -42.587 | 4.5 |
| 45 | MP5B | Mx | .016 | 4.5 |
| 46 | MP5C | X | -15.267 | 4.5 |
| 47 | MP5C | Z | -26.443 | 4.5 |
| 48 | MP5C | Mx | -.015 | 4.5 |
| 49 | MP2A | X | -47.788 | .75 |
| 50 | MP2A | Z | -82.771 | .75 |
| 51 | MP2A | Mx | -.024 | .75 |
| 52 | MP2A | X | -47.788 | 5.25 |
| 53 | MP2A | Z | -82.771 | 5.25 |
| 54 | MP2A | Mx | -.024 | 5.25 |
| 55 | MP2B | X | -42.606 | .75 |
| 56 | MP2B | Z | -73.796 | .75 |
| 57 | MP2B | Mx | .065 | .75 |
| 58 | MP2B | X | -42.606 | 5.25 |
| 59 | MP2B | Z | -73.796 | 5.25 |
| 60 | MP2B | Mx | .065 | 5.25 |
| 61 | MP2C | X | -23.97 | .75 |
| 62 | MP2C | Z | -41.517 | .75 |
| 63 | MP2C | Mx | -.024 | .75 |
| 64 | MP2C | X | -23.97 | 5.25 |
| 65 | MP2C | Z | -41.517 | 5.25 |
| 66 | MP2C | Mx | -.024 | 5.25 |
| 67 | MP2A | X | -47.788 | .75 |
| 68 | MP2A | Z | -82.771 | .75 |
| 69 | MP2A | Mx | .072 | .75 |
| 70 | MP2A | X | -47.788 | 5.25 |
| 71 | MP2A | Z | -82.771 | 5.25 |
| 72 | MP2A | Mx | .072 | 5.25 |
| 73 | MP2B | X | -42.606 | .75 |
| 74 | MP2B | Z | -73.796 | .75 |
| 75 | MP2B | Mx | -.011 | .75 |
| 76 | MP2B | X | -42.606 | 5.25 |
| 77 | MP2B | Z | -73.796 | 5.25 |
| 78 | MP2B | Mx | -.011 | 5.25 |
| 79 | MP2C | X | -23.97 | .75 |
| 80 | MP2C | Z | -41.517 | .75 |
| 81 | MP2C | Mx | -.024 | .75 |

Member Point Loads (BLC 14 : Antenna Wo (330 Deg)) (Continued)

| | Member Label | Direction | Magnitude[lb.k-ft] | Location[ft,%] |
|-----|--------------|-----------|--------------------|----------------|
| 82 | MP2C | X | -23.97 | 5.25 |
| 83 | MP2C | Z | -41.517 | 5.25 |
| 84 | MP2C | Mx | -.024 | 5.25 |
| 85 | MP3B | X | -62.304 | .25 |
| 86 | MP3B | Z | -107.914 | .25 |
| 87 | MP3B | Mx | .04 | .25 |
| 88 | MP3B | X | -62.304 | 4.75 |
| 89 | MP3B | Z | -107.914 | 4.75 |
| 90 | MP3B | Mx | .04 | 4.75 |
| 91 | MP3C | X | -42.054 | .25 |
| 92 | MP3C | Z | -72.841 | .25 |
| 93 | MP3C | Mx | -.042 | .25 |
| 94 | MP3C | X | -42.054 | 4.75 |
| 95 | MP3C | Z | -72.841 | 4.75 |
| 96 | MP3C | Mx | -.042 | 4.75 |
| 97 | MP3A | X | -77.092 | .25 |
| 98 | MP3A | Z | -133.527 | .25 |
| 99 | MP3A | Mx | .039 | .25 |
| 100 | MP3A | X | -77.092 | 4.75 |
| 101 | MP3A | Z | -133.527 | 4.75 |
| 102 | MP3A | Mx | .039 | 4.75 |
| 103 | M57 | X | -64.122 | 1 |
| 104 | M57 | Z | -111.062 | 1 |
| 105 | M57 | Mx | 0 | 1 |

Member Point Loads (BLC 15 : Antenna Wi (0 Deg))

| | Member Label | Direction | Magnitude[lb.k-ft] | Location[ft,%] |
|----|--------------|-----------|--------------------|----------------|
| 1 | MP2C | X | 0 | 6 |
| 2 | MP2C | Z | -5.388 | 6 |
| 3 | MP2C | Mx | .002 | 6 |
| 4 | MP1A | X | 0 | .25 |
| 5 | MP1A | Z | -19.692 | .25 |
| 6 | MP1A | Mx | 0 | .25 |
| 7 | MP1A | X | 0 | 1.75 |
| 8 | MP1A | Z | -19.692 | 1.75 |
| 9 | MP1A | Mx | 0 | 1.75 |
| 10 | MP1B | X | 0 | .25 |
| 11 | MP1B | Z | -10.005 | .25 |
| 12 | MP1B | Mx | .005 | .25 |
| 13 | MP1B | X | 0 | 1.75 |
| 14 | MP1B | Z | -10.005 | 1.75 |
| 15 | MP1B | Mx | .005 | 1.75 |
| 16 | MP1C | X | 0 | .25 |
| 17 | MP1C | Z | -11.464 | .25 |
| 18 | MP1C | Mx | -.005 | .25 |
| 19 | MP1C | X | 0 | 1.75 |
| 20 | MP1C | Z | -11.464 | 1.75 |
| 21 | MP1C | Mx | -.005 | 1.75 |
| 22 | MP2A | X | 0 | 2.5 |
| 23 | MP2A | Z | -17.027 | 2.5 |
| 24 | MP2A | Mx | 0 | 2.5 |
| 25 | MP2B | X | 0 | 2.5 |
| 26 | MP2B | Z | -12.641 | 2.5 |
| 27 | MP2B | Mx | -.006 | 2.5 |
| 28 | MP2C | X | 0 | 2.5 |
| 29 | MP2C | Z | -13.301 | 2.5 |
| 30 | MP2C | Mx | .006 | 2.5 |
| 31 | MP3A | X | 0 | 2 |

Member Point Loads (BLC 15 : Antenna Wi (0 Deg)) (Continued)

| | Member Label | Direction | Magnitude[lb.k-ft] | Location[ft,%] |
|----|--------------|-----------|--------------------|----------------|
| 32 | MP3A | Z | -17.027 | 2 |
| 33 | MP3A | Mx | 0 | 2 |
| 34 | MP3B | X | 0 | 2 |
| 35 | MP3B | Z | -10.974 | 2 |
| 36 | MP3B | Mx | -.005 | 2 |
| 37 | MP3C | X | 0 | 2 |
| 38 | MP3C | Z | -11.886 | 2 |
| 39 | MP3C | Mx | .005 | 2 |
| 40 | MP5A | X | 0 | 4.5 |
| 41 | MP5A | Z | -14.39 | 4.5 |
| 42 | MP5A | Mx | 0 | 4.5 |
| 43 | MP5B | X | 0 | 4.5 |
| 44 | MP5B | Z | -8.848 | 4.5 |
| 45 | MP5B | Mx | .004 | 4.5 |
| 46 | MP5C | X | 0 | 4.5 |
| 47 | MP5C | Z | -9.683 | 4.5 |
| 48 | MP5C | Mx | -.004 | 4.5 |
| 49 | MP2A | X | 0 | .75 |
| 50 | MP2A | Z | -33.073 | .75 |
| 51 | MP2A | Mx | -.019 | .75 |
| 52 | MP2A | X | 0 | 5.25 |
| 53 | MP2A | Z | -33.073 | 5.25 |
| 54 | MP2A | Mx | -.019 | 5.25 |
| 55 | MP2B | X | 0 | .75 |
| 56 | MP2B | Z | -24.378 | .75 |
| 57 | MP2B | Mx | .016 | .75 |
| 58 | MP2B | X | 0 | 5.25 |
| 59 | MP2B | Z | -24.378 | 5.25 |
| 60 | MP2B | Mx | .016 | 5.25 |
| 61 | MP2C | X | 0 | .75 |
| 62 | MP2C | Z | -25.688 | .75 |
| 63 | MP2C | Mx | -.004 | .75 |
| 64 | MP2C | X | 0 | 5.25 |
| 65 | MP2C | Z | -25.688 | 5.25 |
| 66 | MP2C | Mx | -.004 | 5.25 |
| 67 | MP2A | X | 0 | .75 |
| 68 | MP2A | Z | -33.073 | .75 |
| 69 | MP2A | Mx | .019 | .75 |
| 70 | MP2A | X | 0 | 5.25 |
| 71 | MP2A | Z | -33.073 | 5.25 |
| 72 | MP2A | Mx | .019 | 5.25 |
| 73 | MP2B | X | 0 | .75 |
| 74 | MP2B | Z | -24.378 | .75 |
| 75 | MP2B | Mx | .007 | .75 |
| 76 | MP2B | X | 0 | 5.25 |
| 77 | MP2B | Z | -24.378 | 5.25 |
| 78 | MP2B | Mx | .007 | 5.25 |
| 79 | MP2C | X | 0 | .75 |
| 80 | MP2C | Z | -25.688 | .75 |
| 81 | MP2C | Mx | -.019 | .75 |
| 82 | MP2C | X | 0 | 5.25 |
| 83 | MP2C | Z | -25.688 | 5.25 |
| 84 | MP2C | Mx | -.019 | 5.25 |
| 85 | MP3B | X | 0 | .25 |
| 86 | MP3B | Z | -20.038 | .25 |
| 87 | MP3B | Mx | .009 | .25 |
| 88 | MP3B | X | 0 | 4.75 |
| 89 | MP3B | Z | -20.038 | 4.75 |
| 90 | MP3B | Mx | .009 | 4.75 |

Member Point Loads (BLC 15 : Antenna Wi (0 Deg)) (Continued)

| | Member Label | Direction | Magnitude[lb.k-ft] | Location[ft,%] |
|-----|--------------|-----------|--------------------|----------------|
| 91 | MP3C | X | 0 | .25 |
| 92 | MP3C | Z | -21.669 | .25 |
| 93 | MP3C | Mx | -.009 | .25 |
| 94 | MP3C | X | 0 | 4.75 |
| 95 | MP3C | Z | -21.669 | 4.75 |
| 96 | MP3C | Mx | -.009 | 4.75 |
| 97 | MP3A | X | 0 | .25 |
| 98 | MP3A | Z | -34.362 | .25 |
| 99 | MP3A | Mx | 0 | .25 |
| 100 | MP3A | X | 0 | 4.75 |
| 101 | MP3A | Z | -34.362 | 4.75 |
| 102 | MP3A | Mx | 0 | 4.75 |
| 103 | M57 | X | 0 | 1 |
| 104 | M57 | Z | -32.4 | 1 |
| 105 | M57 | Mx | 0 | 1 |

Member Point Loads (BLC 16 : Antenna Wi (30 Deg))

| | Member Label | Direction | Magnitude[lb.k-ft] | Location[ft,%] |
|----|--------------|-----------|--------------------|----------------|
| 1 | MP2C | X | 4.111 | 6 |
| 2 | MP2C | Z | -7.12 | 6 |
| 3 | MP2C | Mx | .002 | 6 |
| 4 | MP1A | X | 8.475 | .25 |
| 5 | MP1A | Z | -14.678 | .25 |
| 6 | MP1A | Mx | -.004 | .25 |
| 7 | MP1A | X | 8.475 | 1.75 |
| 8 | MP1A | Z | -14.678 | 1.75 |
| 9 | MP1A | Mx | -.004 | 1.75 |
| 10 | MP1B | X | 4.526 | .25 |
| 11 | MP1B | Z | -7.84 | .25 |
| 12 | MP1B | Mx | .004 | .25 |
| 13 | MP1B | X | 4.526 | 1.75 |
| 14 | MP1B | Z | -7.84 | 1.75 |
| 15 | MP1B | Mx | .004 | 1.75 |
| 16 | MP1C | X | 8.475 | .25 |
| 17 | MP1C | Z | -14.678 | .25 |
| 18 | MP1C | Mx | -.004 | .25 |
| 19 | MP1C | X | 8.475 | 1.75 |
| 20 | MP1C | Z | -14.678 | 1.75 |
| 21 | MP1C | Mx | -.004 | 1.75 |
| 22 | MP2A | X | 7.893 | 2.5 |
| 23 | MP2A | Z | -13.67 | 2.5 |
| 24 | MP2A | Mx | .004 | 2.5 |
| 25 | MP2B | X | 6.105 | 2.5 |
| 26 | MP2B | Z | -10.574 | 2.5 |
| 27 | MP2B | Mx | -.006 | 2.5 |
| 28 | MP2C | X | 7.893 | 2.5 |
| 29 | MP2C | Z | -13.67 | 2.5 |
| 30 | MP2C | Mx | .004 | 2.5 |
| 31 | MP3A | X | 7.657 | 2 |
| 32 | MP3A | Z | -13.262 | 2 |
| 33 | MP3A | Mx | .004 | 2 |
| 34 | MP3B | X | 5.189 | 2 |
| 35 | MP3B | Z | -8.988 | 2 |
| 36 | MP3B | Mx | -.005 | 2 |
| 37 | MP3C | X | 7.657 | 2 |
| 38 | MP3C | Z | -13.262 | 2 |
| 39 | MP3C | Mx | .004 | 2 |
| 40 | MP5A | X | 6.41 | 4.5 |



Company :
 Designer :
 Job Number :
 Model Name :

July 5, 2023
 12:42 PM
 Checked By: _____

Member Point Loads (BLC 16 : Antenna Wi (30 Deg)) (Continued)

| | Member Label | Direction | Magnitude[lb.k-ft] | Location[ft,%] |
|----|--------------|-----------|--------------------|----------------|
| 41 | MP5A | Z | -11.103 | 4.5 |
| 42 | MP5A | Mx | -.003 | 4.5 |
| 43 | MP5B | X | 4.151 | 4.5 |
| 44 | MP5B | Z | -7.191 | 4.5 |
| 45 | MP5B | Mx | .004 | 4.5 |
| 46 | MP5C | X | 6.41 | 4.5 |
| 47 | MP5C | Z | -11.103 | 4.5 |
| 48 | MP5C | Mx | -.003 | 4.5 |
| 49 | MP2A | X | 15.306 | .75 |
| 50 | MP2A | Z | -26.51 | .75 |
| 51 | MP2A | Mx | -.023 | .75 |
| 52 | MP2A | X | 15.306 | 5.25 |
| 53 | MP2A | Z | -26.51 | 5.25 |
| 54 | MP2A | Mx | -.023 | 5.25 |
| 55 | MP2B | X | 11.762 | .75 |
| 56 | MP2B | Z | -20.372 | .75 |
| 57 | MP2B | Mx | .009 | .75 |
| 58 | MP2B | X | 11.762 | 5.25 |
| 59 | MP2B | Z | -20.372 | 5.25 |
| 60 | MP2B | Mx | .009 | 5.25 |
| 61 | MP2C | X | 15.306 | .75 |
| 62 | MP2C | Z | -26.51 | .75 |
| 63 | MP2C | Mx | .008 | .75 |
| 64 | MP2C | X | 15.306 | 5.25 |
| 65 | MP2C | Z | -26.51 | 5.25 |
| 66 | MP2C | Mx | .008 | 5.25 |
| 67 | MP2A | X | 15.306 | .75 |
| 68 | MP2A | Z | -26.51 | .75 |
| 69 | MP2A | Mx | .008 | .75 |
| 70 | MP2A | X | 15.306 | 5.25 |
| 71 | MP2A | Z | -26.51 | 5.25 |
| 72 | MP2A | Mx | .008 | 5.25 |
| 73 | MP2B | X | 11.762 | .75 |
| 74 | MP2B | Z | -20.372 | .75 |
| 75 | MP2B | Mx | .014 | .75 |
| 76 | MP2B | X | 11.762 | 5.25 |
| 77 | MP2B | Z | -20.372 | 5.25 |
| 78 | MP2B | Mx | .014 | 5.25 |
| 79 | MP2C | X | 15.306 | .75 |
| 80 | MP2C | Z | -26.51 | .75 |
| 81 | MP2C | Mx | -.023 | .75 |
| 82 | MP2C | X | 15.306 | 5.25 |
| 83 | MP2C | Z | -26.51 | 5.25 |
| 84 | MP2C | Mx | -.023 | 5.25 |
| 85 | MP3B | X | 9.486 | .25 |
| 86 | MP3B | Z | -16.431 | .25 |
| 87 | MP3B | Mx | .009 | .25 |
| 88 | MP3B | X | 9.486 | 4.75 |
| 89 | MP3B | Z | -16.431 | 4.75 |
| 90 | MP3B | Mx | .009 | 4.75 |
| 91 | MP3C | X | 13.9 | .25 |
| 92 | MP3C | Z | -24.075 | .25 |
| 93 | MP3C | Mx | -.007 | .25 |
| 94 | MP3C | X | 13.9 | 4.75 |
| 95 | MP3C | Z | -24.075 | 4.75 |
| 96 | MP3C | Mx | -.007 | 4.75 |
| 97 | MP3A | X | 15.612 | .25 |
| 98 | MP3A | Z | -27.041 | .25 |
| 99 | MP3A | Mx | -.008 | .25 |



Company :
 Designer :
 Job Number :
 Model Name :

July 5, 2023
 12:42 PM
 Checked By: _____

Member Point Loads (BLC 16 : Antenna Wi (30 Deg)) (Continued)

| | Member Label | Direction | Magnitude[lb.k-ft] | Location[ft,%] |
|-----|--------------|-----------|--------------------|----------------|
| 100 | MP3A | X | 15.612 | 4.75 |
| 101 | MP3A | Z | -27.041 | 4.75 |
| 102 | MP3A | Mx | -.008 | 4.75 |
| 103 | M57 | X | 14.404 | 1 |
| 104 | M57 | Z | -24.948 | 1 |
| 105 | M57 | Mx | 0 | 1 |

Member Point Loads (BLC 17 : Antenna Wi (60 Deg))

| | Member Label | Direction | Magnitude[lb.k-ft] | Location[ft,%] |
|----|--------------|-----------|--------------------|----------------|
| 1 | MP2C | X | 8.347 | 6 |
| 2 | MP2C | Z | -4.819 | 6 |
| 3 | MP2C | Mx | 0 | 6 |
| 4 | MP1A | X | 9.928 | .25 |
| 5 | MP1A | Z | -5.732 | .25 |
| 6 | MP1A | Mx | -.005 | .25 |
| 7 | MP1A | X | 9.928 | 1.75 |
| 8 | MP1A | Z | -5.732 | 1.75 |
| 9 | MP1A | Mx | -.005 | 1.75 |
| 10 | MP1B | X | 11.479 | .25 |
| 11 | MP1B | Z | -6.627 | .25 |
| 12 | MP1B | Mx | .005 | .25 |
| 13 | MP1B | X | 11.479 | 1.75 |
| 14 | MP1B | Z | -6.627 | 1.75 |
| 15 | MP1B | Mx | .005 | 1.75 |
| 16 | MP1C | X | 17.053 | .25 |
| 17 | MP1C | Z | -9.846 | .25 |
| 18 | MP1C | Mx | 0 | .25 |
| 19 | MP1C | X | 17.053 | 1.75 |
| 20 | MP1C | Z | -9.846 | 1.75 |
| 21 | MP1C | Mx | 0 | 1.75 |
| 22 | MP2A | X | 11.519 | 2.5 |
| 23 | MP2A | Z | -6.651 | 2.5 |
| 24 | MP2A | Mx | .006 | 2.5 |
| 25 | MP2B | X | 12.221 | 2.5 |
| 26 | MP2B | Z | -7.056 | 2.5 |
| 27 | MP2B | Mx | -.005 | 2.5 |
| 28 | MP2C | X | 14.746 | 2.5 |
| 29 | MP2C | Z | -8.513 | 2.5 |
| 30 | MP2C | Mx | 0 | 2.5 |
| 31 | MP3A | X | 10.293 | 2 |
| 32 | MP3A | Z | -5.943 | 2 |
| 33 | MP3A | Mx | .005 | 2 |
| 34 | MP3B | X | 11.262 | 2 |
| 35 | MP3B | Z | -6.502 | 2 |
| 36 | MP3B | Mx | -.005 | 2 |
| 37 | MP3C | X | 14.746 | 2 |
| 38 | MP3C | Z | -8.513 | 2 |
| 39 | MP3C | Mx | 0 | 2 |
| 40 | MP5A | X | 8.385 | 4.5 |
| 41 | MP5A | Z | -4.841 | 4.5 |
| 42 | MP5A | Mx | -.004 | 4.5 |
| 43 | MP5B | X | 9.272 | 4.5 |
| 44 | MP5B | Z | -5.353 | 4.5 |
| 45 | MP5B | Mx | .004 | 4.5 |
| 46 | MP5C | X | 12.462 | 4.5 |
| 47 | MP5C | Z | -7.195 | 4.5 |
| 48 | MP5C | Mx | 0 | 4.5 |
| 49 | MP2A | X | 22.247 | .75 |

Member Point Loads (BLC 17 : Antenna Wi (60 Deg)) (Continued)

| | Member Label | Direction | Magnitude[lb.k-ft] | Location[ft,%] |
|-----|--------------|-----------|--------------------|----------------|
| 50 | MP2A | Z | -12.844 | .75 |
| 51 | MP2A | Mx | -.019 | .75 |
| 52 | MP2A | X | 22.247 | 5.25 |
| 53 | MP2A | Z | -12.844 | 5.25 |
| 54 | MP2A | Mx | -.019 | 5.25 |
| 55 | MP2B | X | 23.638 | .75 |
| 56 | MP2B | Z | -13.647 | .75 |
| 57 | MP2B | Mx | .00022 | .75 |
| 58 | MP2B | X | 23.638 | 5.25 |
| 59 | MP2B | Z | -13.647 | 5.25 |
| 60 | MP2B | Mx | .00022 | 5.25 |
| 61 | MP2C | X | 28.642 | .75 |
| 62 | MP2C | Z | -16.537 | .75 |
| 63 | MP2C | Mx | .019 | .75 |
| 64 | MP2C | X | 28.642 | 5.25 |
| 65 | MP2C | Z | -16.537 | 5.25 |
| 66 | MP2C | Mx | .019 | 5.25 |
| 67 | MP2A | X | 22.247 | .75 |
| 68 | MP2A | Z | -12.844 | .75 |
| 69 | MP2A | Mx | -.004 | .75 |
| 70 | MP2A | X | 22.247 | 5.25 |
| 71 | MP2A | Z | -12.844 | 5.25 |
| 72 | MP2A | Mx | -.004 | 5.25 |
| 73 | MP2B | X | 23.638 | .75 |
| 74 | MP2B | Z | -13.647 | .75 |
| 75 | MP2B | Mx | .021 | .75 |
| 76 | MP2B | X | 23.638 | 5.25 |
| 77 | MP2B | Z | -13.647 | 5.25 |
| 78 | MP2B | Mx | .021 | 5.25 |
| 79 | MP2C | X | 28.642 | .75 |
| 80 | MP2C | Z | -16.537 | .75 |
| 81 | MP2C | Mx | -.019 | .75 |
| 82 | MP2C | X | 28.642 | 5.25 |
| 83 | MP2C | Z | -16.537 | 5.25 |
| 84 | MP2C | Mx | -.019 | 5.25 |
| 85 | MP3B | X | 20.499 | .25 |
| 86 | MP3B | Z | -11.835 | .25 |
| 87 | MP3B | Mx | .009 | .25 |
| 88 | MP3B | X | 20.499 | 4.75 |
| 89 | MP3B | Z | -11.835 | 4.75 |
| 90 | MP3B | Mx | .009 | 4.75 |
| 91 | MP3C | X | 26.73 | .25 |
| 92 | MP3C | Z | -15.433 | .25 |
| 93 | MP3C | Mx | 0 | .25 |
| 94 | MP3C | X | 26.73 | 4.75 |
| 95 | MP3C | Z | -15.433 | 4.75 |
| 96 | MP3C | Mx | 0 | 4.75 |
| 97 | MP3A | X | 21.604 | .25 |
| 98 | MP3A | Z | -12.473 | .25 |
| 99 | MP3A | Mx | -.011 | .25 |
| 100 | MP3A | X | 21.604 | 4.75 |
| 101 | MP3A | Z | -12.473 | 4.75 |
| 102 | MP3A | Mx | -.011 | 4.75 |
| 103 | M57 | X | 23.393 | 1 |
| 104 | M57 | Z | -13.506 | 1 |
| 105 | M57 | Mx | 0 | 1 |

Member Point Loads (BLC 18 : Antenna Wi (90 Deg))

Member Point Loads (BLC 18 : Antenna Wi (90 Deg)) (Continued)

| | Member Label | Direction | Magnitude[lb.k-ft] | Location[ft,%] |
|----|--------------|-----------|--------------------|----------------|
| 1 | MP2C | X | 8.221 | 6 |
| 2 | MP2C | Z | 0 | 6 |
| 3 | MP2C | Mx | -.002 | 6 |
| 4 | MP1A | X | 8.722 | .25 |
| 5 | MP1A | Z | 0 | .25 |
| 6 | MP1A | Mx | -.004 | .25 |
| 7 | MP1A | X | 8.722 | 1.75 |
| 8 | MP1A | Z | 0 | 1.75 |
| 9 | MP1A | Mx | -.004 | 1.75 |
| 10 | MP1B | X | 18.408 | .25 |
| 11 | MP1B | Z | 0 | .25 |
| 12 | MP1B | Mx | .003 | .25 |
| 13 | MP1B | X | 18.408 | 1.75 |
| 14 | MP1B | Z | 0 | 1.75 |
| 15 | MP1B | Mx | .003 | 1.75 |
| 16 | MP1C | X | 16.949 | .25 |
| 17 | MP1C | Z | 0 | .25 |
| 18 | MP1C | Mx | .004 | .25 |
| 19 | MP1C | X | 16.949 | 1.75 |
| 20 | MP1C | Z | 0 | 1.75 |
| 21 | MP1C | Mx | .004 | 1.75 |
| 22 | MP2A | X | 12.059 | 2.5 |
| 23 | MP2A | Z | 0 | 2.5 |
| 24 | MP2A | Mx | .006 | 2.5 |
| 25 | MP2B | X | 16.446 | 2.5 |
| 26 | MP2B | Z | 0 | 2.5 |
| 27 | MP2B | Mx | -.003 | 2.5 |
| 28 | MP2C | X | 15.785 | 2.5 |
| 29 | MP2C | Z | 0 | 2.5 |
| 30 | MP2C | Mx | -.004 | 2.5 |
| 31 | MP3A | X | 10.172 | 2 |
| 32 | MP3A | Z | 0 | 2 |
| 33 | MP3A | Mx | .005 | 2 |
| 34 | MP3B | X | 16.225 | 2 |
| 35 | MP3B | Z | 0 | 2 |
| 36 | MP3B | Mx | -.003 | 2 |
| 37 | MP3C | X | 15.313 | 2 |
| 38 | MP3C | Z | 0 | 2 |
| 39 | MP3C | Mx | -.004 | 2 |
| 40 | MP5A | X | 8.114 | 4.5 |
| 41 | MP5A | Z | 0 | 4.5 |
| 42 | MP5A | Mx | -.004 | 4.5 |
| 43 | MP5B | X | 13.656 | 4.5 |
| 44 | MP5B | Z | 0 | 4.5 |
| 45 | MP5B | Mx | .002 | 4.5 |
| 46 | MP5C | X | 12.821 | 4.5 |
| 47 | MP5C | Z | 0 | 4.5 |
| 48 | MP5C | Mx | .003 | 4.5 |
| 49 | MP2A | X | 23.226 | .75 |
| 50 | MP2A | Z | 0 | .75 |
| 51 | MP2A | Mx | -.012 | .75 |
| 52 | MP2A | X | 23.226 | 5.25 |
| 53 | MP2A | Z | 0 | 5.25 |
| 54 | MP2A | Mx | -.012 | 5.25 |
| 55 | MP2B | X | 31.921 | .75 |
| 56 | MP2B | Z | 0 | .75 |
| 57 | MP2B | Mx | -.012 | .75 |
| 58 | MP2B | X | 31.921 | 5.25 |
| 59 | MP2B | Z | 0 | 5.25 |

Member Point Loads (BLC 18 : Antenna Wi (90 Deg)) (Continued)

| | Member Label | Direction | Magnitude[lb.k-ft] | Location[ft,%] |
|-----|--------------|-----------|--------------------|----------------|
| 60 | MP2B | Mx | -.012 | 5.25 |
| 61 | MP2C | X | 30.612 | .75 |
| 62 | MP2C | Z | 0 | .75 |
| 63 | MP2C | Mx | .023 | .75 |
| 64 | MP2C | X | 30.612 | 5.25 |
| 65 | MP2C | Z | 0 | 5.25 |
| 66 | MP2C | Mx | .023 | 5.25 |
| 67 | MP2A | X | 23.226 | .75 |
| 68 | MP2A | Z | 0 | .75 |
| 69 | MP2A | Mx | -.012 | .75 |
| 70 | MP2A | X | 23.226 | 5.25 |
| 71 | MP2A | Z | 0 | 5.25 |
| 72 | MP2A | Mx | -.012 | 5.25 |
| 73 | MP2B | X | 31.921 | .75 |
| 74 | MP2B | Z | 0 | .75 |
| 75 | MP2B | Mx | .023 | .75 |
| 76 | MP2B | X | 31.921 | 5.25 |
| 77 | MP2B | Z | 0 | 5.25 |
| 78 | MP2B | Mx | .023 | 5.25 |
| 79 | MP2C | X | 30.612 | .75 |
| 80 | MP2C | Z | 0 | .75 |
| 81 | MP2C | Mx | -.008 | .75 |
| 82 | MP2C | X | 30.612 | 5.25 |
| 83 | MP2C | Z | 0 | 5.25 |
| 84 | MP2C | Mx | -.008 | 5.25 |
| 85 | MP3B | X | 29.431 | .25 |
| 86 | MP3B | Z | 0 | .25 |
| 87 | MP3B | Mx | .005 | .25 |
| 88 | MP3B | X | 29.431 | 4.75 |
| 89 | MP3B | Z | 0 | 4.75 |
| 90 | MP3B | Mx | .005 | 4.75 |
| 91 | MP3C | X | 27.8 | .25 |
| 92 | MP3C | Z | 0 | .25 |
| 93 | MP3C | Mx | .007 | .25 |
| 94 | MP3C | X | 27.8 | 4.75 |
| 95 | MP3C | Z | 0 | 4.75 |
| 96 | MP3C | Mx | .007 | 4.75 |
| 97 | MP3A | X | 21.808 | .25 |
| 98 | MP3A | Z | 0 | .25 |
| 99 | MP3A | Mx | -.011 | .25 |
| 100 | MP3A | X | 21.808 | 4.75 |
| 101 | MP3A | Z | 0 | 4.75 |
| 102 | MP3A | Mx | -.011 | 4.75 |
| 103 | M57 | X | 28.808 | 1 |
| 104 | M57 | Z | 0 | 1 |
| 105 | M57 | Mx | 0 | 1 |

Member Point Loads (BLC 19 : Antenna Wi (120 Deg))

| | Member Label | Direction | Magnitude[lb.k-ft] | Location[ft,%] |
|---|--------------|-----------|--------------------|----------------|
| 1 | MP2C | X | 4.666 | 6 |
| 2 | MP2C | Z | 2.694 | 6 |
| 3 | MP2C | Mx | -.002 | 6 |
| 4 | MP1A | X | 9.928 | .25 |
| 5 | MP1A | Z | 5.732 | .25 |
| 6 | MP1A | Mx | -.005 | .25 |
| 7 | MP1A | X | 9.928 | 1.75 |
| 8 | MP1A | Z | 5.732 | 1.75 |
| 9 | MP1A | Mx | -.005 | 1.75 |

Member Point Loads (BLC 19 : Antenna Wi (120 Deg)) (Continued)

| | Member Label | Direction | Magnitude[lb.k-ft] | Location[ft,%] |
|----|--------------|-----------|--------------------|----------------|
| 10 | MP1B | X | 16.767 | .25 |
| 11 | MP1B | Z | 9.68 | .25 |
| 12 | MP1B | Mx | -.002 | .25 |
| 13 | MP1B | X | 16.767 | 1.75 |
| 14 | MP1B | Z | 9.68 | 1.75 |
| 15 | MP1B | Mx | -.002 | 1.75 |
| 16 | MP1C | X | 9.928 | .25 |
| 17 | MP1C | Z | 5.732 | .25 |
| 18 | MP1C | Mx | .005 | .25 |
| 19 | MP1C | X | 9.928 | 1.75 |
| 20 | MP1C | Z | 5.732 | 1.75 |
| 21 | MP1C | Mx | .005 | 1.75 |
| 22 | MP2A | X | 11.519 | 2.5 |
| 23 | MP2A | Z | 6.651 | 2.5 |
| 24 | MP2A | Mx | .006 | 2.5 |
| 25 | MP2B | X | 14.616 | 2.5 |
| 26 | MP2B | Z | 8.439 | 2.5 |
| 27 | MP2B | Mx | .001 | 2.5 |
| 28 | MP2C | X | 11.519 | 2.5 |
| 29 | MP2C | Z | 6.651 | 2.5 |
| 30 | MP2C | Mx | -.006 | 2.5 |
| 31 | MP3A | X | 10.293 | 2 |
| 32 | MP3A | Z | 5.943 | 2 |
| 33 | MP3A | Mx | .005 | 2 |
| 34 | MP3B | X | 14.567 | 2 |
| 35 | MP3B | Z | 8.41 | 2 |
| 36 | MP3B | Mx | .001 | 2 |
| 37 | MP3C | X | 10.293 | 2 |
| 38 | MP3C | Z | 5.943 | 2 |
| 39 | MP3C | Mx | -.005 | 2 |
| 40 | MP5A | X | 8.385 | 4.5 |
| 41 | MP5A | Z | 4.841 | 4.5 |
| 42 | MP5A | Mx | -.004 | 4.5 |
| 43 | MP5B | X | 12.298 | 4.5 |
| 44 | MP5B | Z | 7.1 | 4.5 |
| 45 | MP5B | Mx | -.001 | 4.5 |
| 46 | MP5C | X | 8.385 | 4.5 |
| 47 | MP5C | Z | 4.841 | 4.5 |
| 48 | MP5C | Mx | .004 | 4.5 |
| 49 | MP2A | X | 22.247 | .75 |
| 50 | MP2A | Z | 12.844 | .75 |
| 51 | MP2A | Mx | -.004 | .75 |
| 52 | MP2A | X | 22.247 | 5.25 |
| 53 | MP2A | Z | 12.844 | 5.25 |
| 54 | MP2A | Mx | -.004 | 5.25 |
| 55 | MP2B | X | 28.385 | .75 |
| 56 | MP2B | Z | 16.388 | .75 |
| 57 | MP2B | Mx | -.022 | .75 |
| 58 | MP2B | X | 28.385 | 5.25 |
| 59 | MP2B | Z | 16.388 | 5.25 |
| 60 | MP2B | Mx | -.022 | 5.25 |
| 61 | MP2C | X | 22.247 | .75 |
| 62 | MP2C | Z | 12.844 | .75 |
| 63 | MP2C | Mx | .019 | .75 |
| 64 | MP2C | X | 22.247 | 5.25 |
| 65 | MP2C | Z | 12.844 | 5.25 |
| 66 | MP2C | Mx | .019 | 5.25 |
| 67 | MP2A | X | 22.247 | .75 |
| 68 | MP2A | Z | 12.844 | .75 |

Member Point Loads (BLC 19 : Antenna Wi (120 Deg)) (Continued)

| | Member Label | Direction | Magnitude[lb.k-ft] | Location[ft,%] |
|-----|--------------|-----------|--------------------|----------------|
| 69 | MP2A | Mx | -.019 | .75 |
| 70 | MP2A | X | 22.247 | 5.25 |
| 71 | MP2A | Z | 12.844 | 5.25 |
| 72 | MP2A | Mx | -.019 | 5.25 |
| 73 | MP2B | X | 28.385 | .75 |
| 74 | MP2B | Z | 16.388 | .75 |
| 75 | MP2B | Mx | .016 | .75 |
| 76 | MP2B | X | 28.385 | 5.25 |
| 77 | MP2B | Z | 16.388 | 5.25 |
| 78 | MP2B | Mx | .016 | 5.25 |
| 79 | MP2C | X | 22.247 | .75 |
| 80 | MP2C | Z | 12.844 | .75 |
| 81 | MP2C | Mx | .004 | .75 |
| 82 | MP2C | X | 22.247 | 5.25 |
| 83 | MP2C | Z | 12.844 | 5.25 |
| 84 | MP2C | Mx | .004 | 5.25 |
| 85 | MP3B | X | 26.41 | .25 |
| 86 | MP3B | Z | 15.248 | .25 |
| 87 | MP3B | Mx | -.003 | .25 |
| 88 | MP3B | X | 26.41 | 4.75 |
| 89 | MP3B | Z | 15.248 | 4.75 |
| 90 | MP3B | Mx | -.003 | 4.75 |
| 91 | MP3C | X | 18.766 | .25 |
| 92 | MP3C | Z | 10.834 | .25 |
| 93 | MP3C | Mx | .009 | .25 |
| 94 | MP3C | X | 18.766 | 4.75 |
| 95 | MP3C | Z | 10.834 | 4.75 |
| 96 | MP3C | Mx | .009 | 4.75 |
| 97 | MP3A | X | 21.604 | .25 |
| 98 | MP3A | Z | 12.473 | .25 |
| 99 | MP3A | Mx | -.011 | .25 |
| 100 | MP3A | X | 21.604 | 4.75 |
| 101 | MP3A | Z | 12.473 | 4.75 |
| 102 | MP3A | Mx | -.011 | 4.75 |
| 103 | M57 | X | 28.059 | 1 |
| 104 | M57 | Z | 16.2 | 1 |
| 105 | M57 | Mx | 0 | 1 |

Member Point Loads (BLC 20 : Antenna Wi (150 Deg))

| | Member Label | Direction | Magnitude[lb.k-ft] | Location[ft,%] |
|----|--------------|-----------|--------------------|----------------|
| 1 | MP2C | X | 1.986 | 6 |
| 2 | MP2C | Z | 3.439 | 6 |
| 3 | MP2C | Mx | -.002 | 6 |
| 4 | MP1A | X | 8.475 | .25 |
| 5 | MP1A | Z | 14.678 | .25 |
| 6 | MP1A | Mx | -.004 | .25 |
| 7 | MP1A | X | 8.475 | 1.75 |
| 8 | MP1A | Z | 14.678 | 1.75 |
| 9 | MP1A | Mx | -.004 | 1.75 |
| 10 | MP1B | X | 7.58 | .25 |
| 11 | MP1B | Z | 13.128 | .25 |
| 12 | MP1B | Mx | -.005 | .25 |
| 13 | MP1B | X | 7.58 | 1.75 |
| 14 | MP1B | Z | 13.128 | 1.75 |
| 15 | MP1B | Mx | -.005 | 1.75 |
| 16 | MP1C | X | 4.361 | .25 |
| 17 | MP1C | Z | 7.553 | .25 |
| 18 | MP1C | Mx | .004 | .25 |

Member Point Loads (BLC 20 : Antenna Wi (150 Deg)) (Continued)

| | Member Label | Direction | Magnitude[lb.k-ft] | Location[ft,%] |
|----|--------------|-----------|--------------------|----------------|
| 19 | MP1C | X | 4.361 | 1.75 |
| 20 | MP1C | Z | 7.553 | 1.75 |
| 21 | MP1C | Mx | .004 | 1.75 |
| 22 | MP2A | X | 7.893 | 2.5 |
| 23 | MP2A | Z | 13.67 | 2.5 |
| 24 | MP2A | Mx | .004 | 2.5 |
| 25 | MP2B | X | 7.487 | 2.5 |
| 26 | MP2B | Z | 12.968 | 2.5 |
| 27 | MP2B | Mx | .005 | 2.5 |
| 28 | MP2C | X | 6.03 | 2.5 |
| 29 | MP2C | Z | 10.444 | 2.5 |
| 30 | MP2C | Mx | -.006 | 2.5 |
| 31 | MP3A | X | 7.657 | 2 |
| 32 | MP3A | Z | 13.262 | 2 |
| 33 | MP3A | Mx | .004 | 2 |
| 34 | MP3B | X | 7.097 | 2 |
| 35 | MP3B | Z | 12.293 | 2 |
| 36 | MP3B | Mx | .005 | 2 |
| 37 | MP3C | X | 5.086 | 2 |
| 38 | MP3C | Z | 8.809 | 2 |
| 39 | MP3C | Mx | -.005 | 2 |
| 40 | MP5A | X | 6.41 | 4.5 |
| 41 | MP5A | Z | 11.103 | 4.5 |
| 42 | MP5A | Mx | -.003 | 4.5 |
| 43 | MP5B | X | 5.898 | 4.5 |
| 44 | MP5B | Z | 10.216 | 4.5 |
| 45 | MP5B | Mx | -.004 | 4.5 |
| 46 | MP5C | X | 4.057 | 4.5 |
| 47 | MP5C | Z | 7.027 | 4.5 |
| 48 | MP5C | Mx | .004 | 4.5 |
| 49 | MP2A | X | 15.306 | .75 |
| 50 | MP2A | Z | 26.51 | .75 |
| 51 | MP2A | Mx | .008 | .75 |
| 52 | MP2A | X | 15.306 | 5.25 |
| 53 | MP2A | Z | 26.51 | 5.25 |
| 54 | MP2A | Mx | .008 | 5.25 |
| 55 | MP2B | X | 14.502 | .75 |
| 56 | MP2B | Z | 25.119 | .75 |
| 57 | MP2B | Mx | -.022 | .75 |
| 58 | MP2B | X | 14.502 | 5.25 |
| 59 | MP2B | Z | 25.119 | 5.25 |
| 60 | MP2B | Mx | -.022 | 5.25 |
| 61 | MP2C | X | 11.613 | .75 |
| 62 | MP2C | Z | 20.115 | .75 |
| 63 | MP2C | Mx | .012 | .75 |
| 64 | MP2C | X | 11.613 | 5.25 |
| 65 | MP2C | Z | 20.115 | 5.25 |
| 66 | MP2C | Mx | .012 | 5.25 |
| 67 | MP2A | X | 15.306 | .75 |
| 68 | MP2A | Z | 26.51 | .75 |
| 69 | MP2A | Mx | -.023 | .75 |
| 70 | MP2A | X | 15.306 | 5.25 |
| 71 | MP2A | Z | 26.51 | 5.25 |
| 72 | MP2A | Mx | -.023 | 5.25 |
| 73 | MP2B | X | 14.502 | .75 |
| 74 | MP2B | Z | 25.119 | .75 |
| 75 | MP2B | Mx | .004 | .75 |
| 76 | MP2B | X | 14.502 | 5.25 |
| 77 | MP2B | Z | 25.119 | 5.25 |

Member Point Loads (BLC 20 : Antenna Wi (150 Deg)) (Continued)

| | Member Label | Direction | Magnitude[lb.k-ft] | Location[ft,%] |
|-----|--------------|-----------|--------------------|----------------|
| 78 | MP2B | Mx | .004 | 5.25 |
| 79 | MP2C | X | 11.613 | .75 |
| 80 | MP2C | Z | 20.115 | .75 |
| 81 | MP2C | Mx | .012 | .75 |
| 82 | MP2C | X | 11.613 | 5.25 |
| 83 | MP2C | Z | 20.115 | 5.25 |
| 84 | MP2C | Mx | .012 | 5.25 |
| 85 | MP3B | X | 12.9 | .25 |
| 86 | MP3B | Z | 22.343 | .25 |
| 87 | MP3B | Mx | -.008 | .25 |
| 88 | MP3B | X | 12.9 | 4.75 |
| 89 | MP3B | Z | 22.343 | 4.75 |
| 90 | MP3B | Mx | -.008 | 4.75 |
| 91 | MP3C | X | 9.302 | .25 |
| 92 | MP3C | Z | 16.111 | .25 |
| 93 | MP3C | Mx | .009 | .25 |
| 94 | MP3C | X | 9.302 | 4.75 |
| 95 | MP3C | Z | 16.111 | 4.75 |
| 96 | MP3C | Mx | .009 | 4.75 |
| 97 | MP3A | X | 15.612 | .25 |
| 98 | MP3A | Z | 27.041 | .25 |
| 99 | MP3A | Mx | -.008 | .25 |
| 100 | MP3A | X | 15.612 | 4.75 |
| 101 | MP3A | Z | 27.041 | 4.75 |
| 102 | MP3A | Mx | -.008 | 4.75 |
| 103 | M57 | X | 17.098 | 1 |
| 104 | M57 | Z | 29.615 | 1 |
| 105 | M57 | Mx | 0 | 1 |

Member Point Loads (BLC 21 : Antenna Wi (180 Deg))

| | Member Label | Direction | Magnitude[lb.k-ft] | Location[ft,%] |
|----|--------------|-----------|--------------------|----------------|
| 1 | MP2C | X | 0 | 6 |
| 2 | MP2C | Z | 5.388 | 6 |
| 3 | MP2C | Mx | -.002 | 6 |
| 4 | MP1A | X | 0 | .25 |
| 5 | MP1A | Z | 19.692 | .25 |
| 6 | MP1A | Mx | 0 | .25 |
| 7 | MP1A | X | 0 | 1.75 |
| 8 | MP1A | Z | 19.692 | 1.75 |
| 9 | MP1A | Mx | 0 | 1.75 |
| 10 | MP1B | X | 0 | .25 |
| 11 | MP1B | Z | 10.005 | .25 |
| 12 | MP1B | Mx | -.005 | .25 |
| 13 | MP1B | X | 0 | 1.75 |
| 14 | MP1B | Z | 10.005 | 1.75 |
| 15 | MP1B | Mx | -.005 | 1.75 |
| 16 | MP1C | X | 0 | .25 |
| 17 | MP1C | Z | 11.464 | .25 |
| 18 | MP1C | Mx | .005 | .25 |
| 19 | MP1C | X | 0 | 1.75 |
| 20 | MP1C | Z | 11.464 | 1.75 |
| 21 | MP1C | Mx | .005 | 1.75 |
| 22 | MP2A | X | 0 | 2.5 |
| 23 | MP2A | Z | 17.027 | 2.5 |
| 24 | MP2A | Mx | 0 | 2.5 |
| 25 | MP2B | X | 0 | 2.5 |
| 26 | MP2B | Z | 12.641 | 2.5 |
| 27 | MP2B | Mx | .006 | 2.5 |

Member Point Loads (BLC 21 : Antenna Wi (180 Deg)) (Continued)

| | Member Label | Direction | Magnitude[lb.k-ft] | Location[ft,%] |
|----|--------------|-----------|--------------------|----------------|
| 28 | MP2C | X | 0 | 2.5 |
| 29 | MP2C | Z | 13.301 | 2.5 |
| 30 | MP2C | Mx | -.006 | 2.5 |
| 31 | MP3A | X | 0 | 2 |
| 32 | MP3A | Z | 17.027 | 2 |
| 33 | MP3A | Mx | 0 | 2 |
| 34 | MP3B | X | 0 | 2 |
| 35 | MP3B | Z | 10.974 | 2 |
| 36 | MP3B | Mx | .005 | 2 |
| 37 | MP3C | X | 0 | 2 |
| 38 | MP3C | Z | 11.886 | 2 |
| 39 | MP3C | Mx | -.005 | 2 |
| 40 | MP5A | X | 0 | 4.5 |
| 41 | MP5A | Z | 14.39 | 4.5 |
| 42 | MP5A | Mx | 0 | 4.5 |
| 43 | MP5B | X | 0 | 4.5 |
| 44 | MP5B | Z | 8.848 | 4.5 |
| 45 | MP5B | Mx | -.004 | 4.5 |
| 46 | MP5C | X | 0 | 4.5 |
| 47 | MP5C | Z | 9.683 | 4.5 |
| 48 | MP5C | Mx | .004 | 4.5 |
| 49 | MP2A | X | 0 | .75 |
| 50 | MP2A | Z | 33.073 | .75 |
| 51 | MP2A | Mx | .019 | .75 |
| 52 | MP2A | X | 0 | 5.25 |
| 53 | MP2A | Z | 33.073 | 5.25 |
| 54 | MP2A | Mx | .019 | 5.25 |
| 55 | MP2B | X | 0 | .75 |
| 56 | MP2B | Z | 24.378 | .75 |
| 57 | MP2B | Mx | -.016 | .75 |
| 58 | MP2B | X | 0 | 5.25 |
| 59 | MP2B | Z | 24.378 | 5.25 |
| 60 | MP2B | Mx | -.016 | 5.25 |
| 61 | MP2C | X | 0 | .75 |
| 62 | MP2C | Z | 25.688 | .75 |
| 63 | MP2C | Mx | .004 | .75 |
| 64 | MP2C | X | 0 | 5.25 |
| 65 | MP2C | Z | 25.688 | 5.25 |
| 66 | MP2C | Mx | .004 | 5.25 |
| 67 | MP2A | X | 0 | .75 |
| 68 | MP2A | Z | 33.073 | .75 |
| 69 | MP2A | Mx | -.019 | .75 |
| 70 | MP2A | X | 0 | 5.25 |
| 71 | MP2A | Z | 33.073 | 5.25 |
| 72 | MP2A | Mx | -.019 | 5.25 |
| 73 | MP2B | X | 0 | .75 |
| 74 | MP2B | Z | 24.378 | .75 |
| 75 | MP2B | Mx | -.007 | .75 |
| 76 | MP2B | X | 0 | 5.25 |
| 77 | MP2B | Z | 24.378 | 5.25 |
| 78 | MP2B | Mx | -.007 | 5.25 |
| 79 | MP2C | X | 0 | .75 |
| 80 | MP2C | Z | 25.688 | .75 |
| 81 | MP2C | Mx | .019 | .75 |
| 82 | MP2C | X | 0 | 5.25 |
| 83 | MP2C | Z | 25.688 | 5.25 |
| 84 | MP2C | Mx | .019 | 5.25 |
| 85 | MP3B | X | 0 | .25 |
| 86 | MP3B | Z | 20.038 | .25 |

Member Point Loads (BLC 21 : Antenna Wi (180 Deg)) (Continued)

| | Member Label | Direction | Magnitude[lb.k-ft] | Location[ft,%] |
|-----|--------------|-----------|--------------------|----------------|
| 87 | MP3B | Mx | -0.009 | .25 |
| 88 | MP3B | X | 0 | 4.75 |
| 89 | MP3B | Z | 20.038 | 4.75 |
| 90 | MP3B | Mx | -0.009 | 4.75 |
| 91 | MP3C | X | 0 | .25 |
| 92 | MP3C | Z | 21.669 | .25 |
| 93 | MP3C | Mx | .009 | .25 |
| 94 | MP3C | X | 0 | 4.75 |
| 95 | MP3C | Z | 21.669 | 4.75 |
| 96 | MP3C | Mx | .009 | 4.75 |
| 97 | MP3A | X | 0 | .25 |
| 98 | MP3A | Z | 34.362 | .25 |
| 99 | MP3A | Mx | 0 | .25 |
| 100 | MP3A | X | 0 | 4.75 |
| 101 | MP3A | Z | 34.362 | 4.75 |
| 102 | MP3A | Mx | 0 | 4.75 |
| 103 | M57 | X | 0 | 1 |
| 104 | M57 | Z | 32.4 | 1 |
| 105 | M57 | Mx | 0 | 1 |

Member Point Loads (BLC 22 : Antenna Wi (210 Deg))

| | Member Label | Direction | Magnitude[lb.k-ft] | Location[ft,%] |
|----|--------------|-----------|--------------------|----------------|
| 1 | MP2C | X | -4.111 | 6 |
| 2 | MP2C | Z | 7.12 | 6 |
| 3 | MP2C | Mx | -0.002 | 6 |
| 4 | MP1A | X | -8.475 | .25 |
| 5 | MP1A | Z | 14.678 | .25 |
| 6 | MP1A | Mx | .004 | .25 |
| 7 | MP1A | X | -8.475 | 1.75 |
| 8 | MP1A | Z | 14.678 | 1.75 |
| 9 | MP1A | Mx | .004 | 1.75 |
| 10 | MP1B | X | -4.526 | .25 |
| 11 | MP1B | Z | 7.84 | .25 |
| 12 | MP1B | Mx | -0.004 | .25 |
| 13 | MP1B | X | -4.526 | 1.75 |
| 14 | MP1B | Z | 7.84 | 1.75 |
| 15 | MP1B | Mx | -0.004 | 1.75 |
| 16 | MP1C | X | -8.475 | .25 |
| 17 | MP1C | Z | 14.678 | .25 |
| 18 | MP1C | Mx | .004 | .25 |
| 19 | MP1C | X | -8.475 | 1.75 |
| 20 | MP1C | Z | 14.678 | 1.75 |
| 21 | MP1C | Mx | .004 | 1.75 |
| 22 | MP2A | X | -7.893 | 2.5 |
| 23 | MP2A | Z | 13.67 | 2.5 |
| 24 | MP2A | Mx | -0.004 | 2.5 |
| 25 | MP2B | X | -6.105 | 2.5 |
| 26 | MP2B | Z | 10.574 | 2.5 |
| 27 | MP2B | Mx | .006 | 2.5 |
| 28 | MP2C | X | -7.893 | 2.5 |
| 29 | MP2C | Z | 13.67 | 2.5 |
| 30 | MP2C | Mx | -0.004 | 2.5 |
| 31 | MP3A | X | -7.657 | 2 |
| 32 | MP3A | Z | 13.262 | 2 |
| 33 | MP3A | Mx | -0.004 | 2 |
| 34 | MP3B | X | -5.189 | 2 |
| 35 | MP3B | Z | 8.988 | 2 |
| 36 | MP3B | Mx | .005 | 2 |

Member Point Loads (BLC 22 : Antenna Wi (210 Deg)) (Continued)

| | Member Label | Direction | Magnitude[lb.k-ft] | Location[ft,%] |
|----|--------------|-----------|--------------------|----------------|
| 37 | MP3C | X | -7.657 | 2 |
| 38 | MP3C | Z | 13.262 | 2 |
| 39 | MP3C | Mx | -.004 | 2 |
| 40 | MP5A | X | -6.41 | 4.5 |
| 41 | MP5A | Z | 11.103 | 4.5 |
| 42 | MP5A | Mx | .003 | 4.5 |
| 43 | MP5B | X | -4.151 | 4.5 |
| 44 | MP5B | Z | 7.191 | 4.5 |
| 45 | MP5B | Mx | -.004 | 4.5 |
| 46 | MP5C | X | -6.41 | 4.5 |
| 47 | MP5C | Z | 11.103 | 4.5 |
| 48 | MP5C | Mx | .003 | 4.5 |
| 49 | MP2A | X | -15.306 | .75 |
| 50 | MP2A | Z | 26.51 | .75 |
| 51 | MP2A | Mx | .023 | .75 |
| 52 | MP2A | X | -15.306 | 5.25 |
| 53 | MP2A | Z | 26.51 | 5.25 |
| 54 | MP2A | Mx | .023 | 5.25 |
| 55 | MP2B | X | -11.762 | .75 |
| 56 | MP2B | Z | 20.372 | .75 |
| 57 | MP2B | Mx | -.009 | .75 |
| 58 | MP2B | X | -11.762 | 5.25 |
| 59 | MP2B | Z | 20.372 | 5.25 |
| 60 | MP2B | Mx | -.009 | 5.25 |
| 61 | MP2C | X | -15.306 | .75 |
| 62 | MP2C | Z | 26.51 | .75 |
| 63 | MP2C | Mx | -.008 | .75 |
| 64 | MP2C | X | -15.306 | 5.25 |
| 65 | MP2C | Z | 26.51 | 5.25 |
| 66 | MP2C | Mx | -.008 | 5.25 |
| 67 | MP2A | X | -15.306 | .75 |
| 68 | MP2A | Z | 26.51 | .75 |
| 69 | MP2A | Mx | -.008 | .75 |
| 70 | MP2A | X | -15.306 | 5.25 |
| 71 | MP2A | Z | 26.51 | 5.25 |
| 72 | MP2A | Mx | -.008 | 5.25 |
| 73 | MP2B | X | -11.762 | .75 |
| 74 | MP2B | Z | 20.372 | .75 |
| 75 | MP2B | Mx | -.014 | .75 |
| 76 | MP2B | X | -11.762 | 5.25 |
| 77 | MP2B | Z | 20.372 | 5.25 |
| 78 | MP2B | Mx | -.014 | 5.25 |
| 79 | MP2C | X | -15.306 | .75 |
| 80 | MP2C | Z | 26.51 | .75 |
| 81 | MP2C | Mx | .023 | .75 |
| 82 | MP2C | X | -15.306 | 5.25 |
| 83 | MP2C | Z | 26.51 | 5.25 |
| 84 | MP2C | Mx | .023 | 5.25 |
| 85 | MP3B | X | -9.486 | .25 |
| 86 | MP3B | Z | 16.431 | .25 |
| 87 | MP3B | Mx | -.009 | .25 |
| 88 | MP3B | X | -9.486 | 4.75 |
| 89 | MP3B | Z | 16.431 | 4.75 |
| 90 | MP3B | Mx | -.009 | 4.75 |
| 91 | MP3C | X | -13.9 | .25 |
| 92 | MP3C | Z | 24.075 | .25 |
| 93 | MP3C | Mx | .007 | .25 |
| 94 | MP3C | X | -13.9 | 4.75 |
| 95 | MP3C | Z | 24.075 | 4.75 |

Member Point Loads (BLC 22 : Antenna Wi (210 Deg)) (Continued)

| | Member Label | Direction | Magnitude[lb.k-ft] | Location[ft.%] |
|-----|--------------|-----------|--------------------|----------------|
| 96 | MP3C | Mx | .007 | 4.75 |
| 97 | MP3A | X | -15.612 | .25 |
| 98 | MP3A | Z | 27.041 | .25 |
| 99 | MP3A | Mx | .008 | .25 |
| 100 | MP3A | X | -15.612 | 4.75 |
| 101 | MP3A | Z | 27.041 | 4.75 |
| 102 | MP3A | Mx | .008 | 4.75 |
| 103 | M57 | X | -14.404 | 1 |
| 104 | M57 | Z | 24.948 | 1 |
| 105 | M57 | Mx | 0 | 1 |

Member Point Loads (BLC 23 : Antenna Wi (240 Deg))

| | Member Label | Direction | Magnitude[lb.k-ft] | Location[ft.%] |
|----|--------------|-----------|--------------------|----------------|
| 1 | MP2C | X | -8.347 | 6 |
| 2 | MP2C | Z | 4.819 | 6 |
| 3 | MP2C | Mx | 0 | 6 |
| 4 | MP1A | X | -9.928 | .25 |
| 5 | MP1A | Z | 5.732 | .25 |
| 6 | MP1A | Mx | .005 | .25 |
| 7 | MP1A | X | -9.928 | 1.75 |
| 8 | MP1A | Z | 5.732 | 1.75 |
| 9 | MP1A | Mx | .005 | 1.75 |
| 10 | MP1B | X | -11.479 | .25 |
| 11 | MP1B | Z | 6.627 | .25 |
| 12 | MP1B | Mx | -.005 | .25 |
| 13 | MP1B | X | -11.479 | 1.75 |
| 14 | MP1B | Z | 6.627 | 1.75 |
| 15 | MP1B | Mx | -.005 | 1.75 |
| 16 | MP1C | X | -17.053 | .25 |
| 17 | MP1C | Z | 9.846 | .25 |
| 18 | MP1C | Mx | 0 | .25 |
| 19 | MP1C | X | -17.053 | 1.75 |
| 20 | MP1C | Z | 9.846 | 1.75 |
| 21 | MP1C | Mx | 0 | 1.75 |
| 22 | MP2A | X | -11.519 | 2.5 |
| 23 | MP2A | Z | 6.651 | 2.5 |
| 24 | MP2A | Mx | -.006 | 2.5 |
| 25 | MP2B | X | -12.221 | 2.5 |
| 26 | MP2B | Z | 7.056 | 2.5 |
| 27 | MP2B | Mx | .005 | 2.5 |
| 28 | MP2C | X | -14.746 | 2.5 |
| 29 | MP2C | Z | 8.513 | 2.5 |
| 30 | MP2C | Mx | 0 | 2.5 |
| 31 | MP3A | X | -10.293 | 2 |
| 32 | MP3A | Z | 5.943 | 2 |
| 33 | MP3A | Mx | -.005 | 2 |
| 34 | MP3B | X | -11.262 | 2 |
| 35 | MP3B | Z | 6.502 | 2 |
| 36 | MP3B | Mx | .005 | 2 |
| 37 | MP3C | X | -14.746 | 2 |
| 38 | MP3C | Z | 8.513 | 2 |
| 39 | MP3C | Mx | 0 | 2 |
| 40 | MP5A | X | -8.385 | 4.5 |
| 41 | MP5A | Z | 4.841 | 4.5 |
| 42 | MP5A | Mx | .004 | 4.5 |
| 43 | MP5B | X | -9.272 | 4.5 |
| 44 | MP5B | Z | 5.353 | 4.5 |
| 45 | MP5B | Mx | -.004 | 4.5 |

Member Point Loads (BLC 23 : Antenna Wi (240 Deg)) (Continued)

| | Member Label | Direction | Magnitude[lb.k-ft] | Location[ft,%] |
|-----|--------------|-----------|--------------------|----------------|
| 46 | MP5C | X | -12.462 | 4.5 |
| 47 | MP5C | Z | 7.195 | 4.5 |
| 48 | MP5C | Mx | 0 | 4.5 |
| 49 | MP2A | X | -22.247 | .75 |
| 50 | MP2A | Z | 12.844 | .75 |
| 51 | MP2A | Mx | .019 | .75 |
| 52 | MP2A | X | -22.247 | 5.25 |
| 53 | MP2A | Z | 12.844 | 5.25 |
| 54 | MP2A | Mx | .019 | 5.25 |
| 55 | MP2B | X | -23.638 | .75 |
| 56 | MP2B | Z | 13.647 | .75 |
| 57 | MP2B | Mx | -.00022 | .75 |
| 58 | MP2B | X | -23.638 | 5.25 |
| 59 | MP2B | Z | 13.647 | 5.25 |
| 60 | MP2B | Mx | -.00022 | 5.25 |
| 61 | MP2C | X | -28.642 | .75 |
| 62 | MP2C | Z | 16.537 | .75 |
| 63 | MP2C | Mx | -.019 | .75 |
| 64 | MP2C | X | -28.642 | 5.25 |
| 65 | MP2C | Z | 16.537 | 5.25 |
| 66 | MP2C | Mx | -.019 | 5.25 |
| 67 | MP2A | X | -22.247 | .75 |
| 68 | MP2A | Z | 12.844 | .75 |
| 69 | MP2A | Mx | .004 | .75 |
| 70 | MP2A | X | -22.247 | 5.25 |
| 71 | MP2A | Z | 12.844 | 5.25 |
| 72 | MP2A | Mx | .004 | 5.25 |
| 73 | MP2B | X | -23.638 | .75 |
| 74 | MP2B | Z | 13.647 | .75 |
| 75 | MP2B | Mx | -.021 | .75 |
| 76 | MP2B | X | -23.638 | 5.25 |
| 77 | MP2B | Z | 13.647 | 5.25 |
| 78 | MP2B | Mx | -.021 | 5.25 |
| 79 | MP2C | X | -28.642 | .75 |
| 80 | MP2C | Z | 16.537 | .75 |
| 81 | MP2C | Mx | .019 | .75 |
| 82 | MP2C | X | -28.642 | 5.25 |
| 83 | MP2C | Z | 16.537 | 5.25 |
| 84 | MP2C | Mx | .019 | 5.25 |
| 85 | MP3B | X | -20.499 | .25 |
| 86 | MP3B | Z | 11.835 | .25 |
| 87 | MP3B | Mx | -.009 | .25 |
| 88 | MP3B | X | -20.499 | 4.75 |
| 89 | MP3B | Z | 11.835 | 4.75 |
| 90 | MP3B | Mx | -.009 | 4.75 |
| 91 | MP3C | X | -26.73 | .25 |
| 92 | MP3C | Z | 15.433 | .25 |
| 93 | MP3C | Mx | 0 | .25 |
| 94 | MP3C | X | -26.73 | 4.75 |
| 95 | MP3C | Z | 15.433 | 4.75 |
| 96 | MP3C | Mx | 0 | 4.75 |
| 97 | MP3A | X | -21.604 | .25 |
| 98 | MP3A | Z | 12.473 | .25 |
| 99 | MP3A | Mx | .011 | .25 |
| 100 | MP3A | X | -21.604 | 4.75 |
| 101 | MP3A | Z | 12.473 | 4.75 |
| 102 | MP3A | Mx | .011 | 4.75 |
| 103 | M57 | X | -23.393 | 1 |
| 104 | M57 | Z | 13.506 | 1 |

Member Point Loads (BLC 23 : Antenna Wi (240 Deg)) (Continued)

| | Member Label | Direction | Magnitude[lb.k-ft] | Location[ft. %] |
|-----|--------------|-----------|--------------------|-----------------|
| 105 | M57 | Mx | 0 | 1 |

Member Point Loads (BLC 24 : Antenna Wi (270 Deg))

| | Member Label | Direction | Magnitude[lb.k-ft] | Location[ft. %] |
|----|--------------|-----------|--------------------|-----------------|
| 1 | MP2C | X | -8.221 | 6 |
| 2 | MP2C | Z | 0 | 6 |
| 3 | MP2C | Mx | .002 | 6 |
| 4 | MP1A | X | -8.722 | .25 |
| 5 | MP1A | Z | 0 | .25 |
| 6 | MP1A | Mx | .004 | .25 |
| 7 | MP1A | X | -8.722 | 1.75 |
| 8 | MP1A | Z | 0 | 1.75 |
| 9 | MP1A | Mx | .004 | 1.75 |
| 10 | MP1B | X | -18.408 | .25 |
| 11 | MP1B | Z | 0 | .25 |
| 12 | MP1B | Mx | -.003 | .25 |
| 13 | MP1B | X | -18.408 | 1.75 |
| 14 | MP1B | Z | 0 | 1.75 |
| 15 | MP1B | Mx | -.003 | 1.75 |
| 16 | MP1C | X | -16.949 | .25 |
| 17 | MP1C | Z | 0 | .25 |
| 18 | MP1C | Mx | -.004 | .25 |
| 19 | MP1C | X | -16.949 | 1.75 |
| 20 | MP1C | Z | 0 | 1.75 |
| 21 | MP1C | Mx | -.004 | 1.75 |
| 22 | MP2A | X | -12.059 | 2.5 |
| 23 | MP2A | Z | 0 | 2.5 |
| 24 | MP2A | Mx | -.006 | 2.5 |
| 25 | MP2B | X | -16.446 | 2.5 |
| 26 | MP2B | Z | 0 | 2.5 |
| 27 | MP2B | Mx | .003 | 2.5 |
| 28 | MP2C | X | -15.785 | 2.5 |
| 29 | MP2C | Z | 0 | 2.5 |
| 30 | MP2C | Mx | .004 | 2.5 |
| 31 | MP3A | X | -10.172 | 2 |
| 32 | MP3A | Z | 0 | 2 |
| 33 | MP3A | Mx | -.005 | 2 |
| 34 | MP3B | X | -16.225 | 2 |
| 35 | MP3B | Z | 0 | 2 |
| 36 | MP3B | Mx | .003 | 2 |
| 37 | MP3C | X | -15.313 | 2 |
| 38 | MP3C | Z | 0 | 2 |
| 39 | MP3C | Mx | .004 | 2 |
| 40 | MP5A | X | -8.114 | 4.5 |
| 41 | MP5A | Z | 0 | 4.5 |
| 42 | MP5A | Mx | .004 | 4.5 |
| 43 | MP5B | X | -13.656 | 4.5 |
| 44 | MP5B | Z | 0 | 4.5 |
| 45 | MP5B | Mx | -.002 | 4.5 |
| 46 | MP5C | X | -12.821 | 4.5 |
| 47 | MP5C | Z | 0 | 4.5 |
| 48 | MP5C | Mx | -.003 | 4.5 |
| 49 | MP2A | X | -23.226 | .75 |
| 50 | MP2A | Z | 0 | .75 |
| 51 | MP2A | Mx | .012 | .75 |
| 52 | MP2A | X | -23.226 | 5.25 |
| 53 | MP2A | Z | 0 | 5.25 |
| 54 | MP2A | Mx | .012 | 5.25 |

Member Point Loads (BLC 24 : Antenna Wi (270 Deg)) (Continued)

| | Member Label | Direction | Magnitude[lb.k-ft] | Location[ft,%] |
|-----|--------------|-----------|--------------------|----------------|
| 55 | MP2B | X | -31.921 | .75 |
| 56 | MP2B | Z | 0 | .75 |
| 57 | MP2B | Mx | .012 | .75 |
| 58 | MP2B | X | -31.921 | 5.25 |
| 59 | MP2B | Z | 0 | 5.25 |
| 60 | MP2B | Mx | .012 | 5.25 |
| 61 | MP2C | X | -30.612 | .75 |
| 62 | MP2C | Z | 0 | .75 |
| 63 | MP2C | Mx | -.023 | .75 |
| 64 | MP2C | X | -30.612 | 5.25 |
| 65 | MP2C | Z | 0 | 5.25 |
| 66 | MP2C | Mx | -.023 | 5.25 |
| 67 | MP2A | X | -23.226 | .75 |
| 68 | MP2A | Z | 0 | .75 |
| 69 | MP2A | Mx | .012 | .75 |
| 70 | MP2A | X | -23.226 | 5.25 |
| 71 | MP2A | Z | 0 | 5.25 |
| 72 | MP2A | Mx | .012 | 5.25 |
| 73 | MP2B | X | -31.921 | .75 |
| 74 | MP2B | Z | 0 | .75 |
| 75 | MP2B | Mx | -.023 | .75 |
| 76 | MP2B | X | -31.921 | 5.25 |
| 77 | MP2B | Z | 0 | 5.25 |
| 78 | MP2B | Mx | -.023 | 5.25 |
| 79 | MP2C | X | -30.612 | .75 |
| 80 | MP2C | Z | 0 | .75 |
| 81 | MP2C | Mx | .008 | .75 |
| 82 | MP2C | X | -30.612 | 5.25 |
| 83 | MP2C | Z | 0 | 5.25 |
| 84 | MP2C | Mx | .008 | 5.25 |
| 85 | MP3B | X | -29.431 | .25 |
| 86 | MP3B | Z | 0 | .25 |
| 87 | MP3B | Mx | -.005 | .25 |
| 88 | MP3B | X | -29.431 | 4.75 |
| 89 | MP3B | Z | 0 | 4.75 |
| 90 | MP3B | Mx | -.005 | 4.75 |
| 91 | MP3C | X | -27.8 | .25 |
| 92 | MP3C | Z | 0 | .25 |
| 93 | MP3C | Mx | -.007 | .25 |
| 94 | MP3C | X | -27.8 | 4.75 |
| 95 | MP3C | Z | 0 | 4.75 |
| 96 | MP3C | Mx | -.007 | 4.75 |
| 97 | MP3A | X | -21.808 | .25 |
| 98 | MP3A | Z | 0 | .25 |
| 99 | MP3A | Mx | .011 | .25 |
| 100 | MP3A | X | -21.808 | 4.75 |
| 101 | MP3A | Z | 0 | 4.75 |
| 102 | MP3A | Mx | .011 | 4.75 |
| 103 | M57 | X | -28.808 | 1 |
| 104 | M57 | Z | 0 | 1 |
| 105 | M57 | Mx | 0 | 1 |

Member Point Loads (BLC 25 : Antenna Wi (300 Deg))

| | Member Label | Direction | Magnitude[lb.k-ft] | Location[ft,%] |
|---|--------------|-----------|--------------------|----------------|
| 1 | MP2C | X | -4.666 | 6 |
| 2 | MP2C | Z | -2.694 | 6 |
| 3 | MP2C | Mx | .002 | 6 |
| 4 | MP1A | X | -9.928 | .25 |

Member Point Loads (BLC 25 : Antenna Wi (300 Deg)) (Continued)

| | Member Label | Direction | Magnitude[lb.k-ft] | Location[ft,%] |
|----|--------------|-----------|--------------------|----------------|
| 5 | MP1A | Z | -5.732 | .25 |
| 6 | MP1A | Mx | .005 | .25 |
| 7 | MP1A | X | -9.928 | 1.75 |
| 8 | MP1A | Z | -5.732 | 1.75 |
| 9 | MP1A | Mx | .005 | 1.75 |
| 10 | MP1B | X | -16.767 | .25 |
| 11 | MP1B | Z | -9.68 | .25 |
| 12 | MP1B | Mx | .002 | .25 |
| 13 | MP1B | X | -16.767 | 1.75 |
| 14 | MP1B | Z | -9.68 | 1.75 |
| 15 | MP1B | Mx | .002 | 1.75 |
| 16 | MP1C | X | -9.928 | .25 |
| 17 | MP1C | Z | -5.732 | .25 |
| 18 | MP1C | Mx | -.005 | .25 |
| 19 | MP1C | X | -9.928 | 1.75 |
| 20 | MP1C | Z | -5.732 | 1.75 |
| 21 | MP1C | Mx | -.005 | 1.75 |
| 22 | MP2A | X | -11.519 | 2.5 |
| 23 | MP2A | Z | -6.651 | 2.5 |
| 24 | MP2A | Mx | -.006 | 2.5 |
| 25 | MP2B | X | -14.616 | 2.5 |
| 26 | MP2B | Z | -8.439 | 2.5 |
| 27 | MP2B | Mx | -.001 | 2.5 |
| 28 | MP2C | X | -11.519 | 2.5 |
| 29 | MP2C | Z | -6.651 | 2.5 |
| 30 | MP2C | Mx | .006 | 2.5 |
| 31 | MP3A | X | -10.293 | 2 |
| 32 | MP3A | Z | -5.943 | 2 |
| 33 | MP3A | Mx | -.005 | 2 |
| 34 | MP3B | X | -14.567 | 2 |
| 35 | MP3B | Z | -8.41 | 2 |
| 36 | MP3B | Mx | -.001 | 2 |
| 37 | MP3C | X | -10.293 | 2 |
| 38 | MP3C | Z | -5.943 | 2 |
| 39 | MP3C | Mx | .005 | 2 |
| 40 | MP5A | X | -8.385 | 4.5 |
| 41 | MP5A | Z | -4.841 | 4.5 |
| 42 | MP5A | Mx | .004 | 4.5 |
| 43 | MP5B | X | -12.298 | 4.5 |
| 44 | MP5B | Z | -7.1 | 4.5 |
| 45 | MP5B | Mx | .001 | 4.5 |
| 46 | MP5C | X | -8.385 | 4.5 |
| 47 | MP5C | Z | -4.841 | 4.5 |
| 48 | MP5C | Mx | -.004 | 4.5 |
| 49 | MP2A | X | -22.247 | .75 |
| 50 | MP2A | Z | -12.844 | .75 |
| 51 | MP2A | Mx | .004 | .75 |
| 52 | MP2A | X | -22.247 | 5.25 |
| 53 | MP2A | Z | -12.844 | 5.25 |
| 54 | MP2A | Mx | .004 | 5.25 |
| 55 | MP2B | X | -28.385 | .75 |
| 56 | MP2B | Z | -16.388 | .75 |
| 57 | MP2B | Mx | .022 | .75 |
| 58 | MP2B | X | -28.385 | 5.25 |
| 59 | MP2B | Z | -16.388 | 5.25 |
| 60 | MP2B | Mx | .022 | 5.25 |
| 61 | MP2C | X | -22.247 | .75 |
| 62 | MP2C | Z | -12.844 | .75 |
| 63 | MP2C | Mx | -.019 | .75 |

Member Point Loads (BLC 25 : Antenna Wi (300 Deg)) (Continued)

| | Member Label | Direction | Magnitude[lb.k-ft] | Location[ft.%] |
|-----|--------------|-----------|--------------------|----------------|
| 64 | MP2C | X | -22.247 | 5.25 |
| 65 | MP2C | Z | -12.844 | 5.25 |
| 66 | MP2C | Mx | -.019 | 5.25 |
| 67 | MP2A | X | -22.247 | .75 |
| 68 | MP2A | Z | -12.844 | .75 |
| 69 | MP2A | Mx | .019 | .75 |
| 70 | MP2A | X | -22.247 | 5.25 |
| 71 | MP2A | Z | -12.844 | 5.25 |
| 72 | MP2A | Mx | .019 | 5.25 |
| 73 | MP2B | X | -28.385 | .75 |
| 74 | MP2B | Z | -16.388 | .75 |
| 75 | MP2B | Mx | -.016 | .75 |
| 76 | MP2B | X | -28.385 | 5.25 |
| 77 | MP2B | Z | -16.388 | 5.25 |
| 78 | MP2B | Mx | -.016 | 5.25 |
| 79 | MP2C | X | -22.247 | .75 |
| 80 | MP2C | Z | -12.844 | .75 |
| 81 | MP2C | Mx | -.004 | .75 |
| 82 | MP2C | X | -22.247 | 5.25 |
| 83 | MP2C | Z | -12.844 | 5.25 |
| 84 | MP2C | Mx | -.004 | 5.25 |
| 85 | MP3B | X | -26.41 | .25 |
| 86 | MP3B | Z | -15.248 | .25 |
| 87 | MP3B | Mx | .003 | .25 |
| 88 | MP3B | X | -26.41 | 4.75 |
| 89 | MP3B | Z | -15.248 | 4.75 |
| 90 | MP3B | Mx | .003 | 4.75 |
| 91 | MP3C | X | -18.766 | .25 |
| 92 | MP3C | Z | -10.834 | .25 |
| 93 | MP3C | Mx | -.009 | .25 |
| 94 | MP3C | X | -18.766 | 4.75 |
| 95 | MP3C | Z | -10.834 | 4.75 |
| 96 | MP3C | Mx | -.009 | 4.75 |
| 97 | MP3A | X | -21.604 | .25 |
| 98 | MP3A | Z | -12.473 | .25 |
| 99 | MP3A | Mx | .011 | .25 |
| 100 | MP3A | X | -21.604 | 4.75 |
| 101 | MP3A | Z | -12.473 | 4.75 |
| 102 | MP3A | Mx | .011 | 4.75 |
| 103 | M57 | X | -28.059 | 1 |
| 104 | M57 | Z | -16.2 | 1 |
| 105 | M57 | Mx | 0 | 1 |

Member Point Loads (BLC 26 : Antenna Wi (330 Deg))

| | Member Label | Direction | Magnitude[lb.k-ft] | Location[ft.%] |
|----|--------------|-----------|--------------------|----------------|
| 1 | MP2C | X | -1.986 | 6 |
| 2 | MP2C | Z | -3.439 | 6 |
| 3 | MP2C | Mx | .002 | 6 |
| 4 | MP1A | X | -8.475 | .25 |
| 5 | MP1A | Z | -14.678 | .25 |
| 6 | MP1A | Mx | .004 | .25 |
| 7 | MP1A | X | -8.475 | 1.75 |
| 8 | MP1A | Z | -14.678 | 1.75 |
| 9 | MP1A | Mx | .004 | 1.75 |
| 10 | MP1B | X | -7.58 | .25 |
| 11 | MP1B | Z | -13.128 | .25 |
| 12 | MP1B | Mx | .005 | .25 |
| 13 | MP1B | X | -7.58 | 1.75 |



Company :
 Designer :
 Job Number :
 Model Name :

July 5, 2023
 12:42 PM
 Checked By: _____

Member Point Loads (BLC 26 : Antenna Wi (330 Deg)) (Continued)

| | Member Label | Direction | Magnitude[lb.k-ft] | Location[ft,%] |
|----|--------------|-----------|--------------------|----------------|
| 14 | MP1B | Z | -13.128 | 1.75 |
| 15 | MP1B | Mx | .005 | 1.75 |
| 16 | MP1C | X | -4.361 | .25 |
| 17 | MP1C | Z | -7.553 | .25 |
| 18 | MP1C | Mx | -.004 | .25 |
| 19 | MP1C | X | -4.361 | 1.75 |
| 20 | MP1C | Z | -7.553 | 1.75 |
| 21 | MP1C | Mx | -.004 | 1.75 |
| 22 | MP2A | X | -7.893 | 2.5 |
| 23 | MP2A | Z | -13.67 | 2.5 |
| 24 | MP2A | Mx | -.004 | 2.5 |
| 25 | MP2B | X | -7.487 | 2.5 |
| 26 | MP2B | Z | -12.968 | 2.5 |
| 27 | MP2B | Mx | -.005 | 2.5 |
| 28 | MP2C | X | -6.03 | 2.5 |
| 29 | MP2C | Z | -10.444 | 2.5 |
| 30 | MP2C | Mx | .006 | 2.5 |
| 31 | MP3A | X | -7.657 | 2 |
| 32 | MP3A | Z | -13.262 | 2 |
| 33 | MP3A | Mx | -.004 | 2 |
| 34 | MP3B | X | -7.097 | 2 |
| 35 | MP3B | Z | -12.293 | 2 |
| 36 | MP3B | Mx | -.005 | 2 |
| 37 | MP3C | X | -5.086 | 2 |
| 38 | MP3C | Z | -8.809 | 2 |
| 39 | MP3C | Mx | .005 | 2 |
| 40 | MP5A | X | -6.41 | 4.5 |
| 41 | MP5A | Z | -11.103 | 4.5 |
| 42 | MP5A | Mx | .003 | 4.5 |
| 43 | MP5B | X | -5.898 | 4.5 |
| 44 | MP5B | Z | -10.216 | 4.5 |
| 45 | MP5B | Mx | .004 | 4.5 |
| 46 | MP5C | X | -4.057 | 4.5 |
| 47 | MP5C | Z | -7.027 | 4.5 |
| 48 | MP5C | Mx | -.004 | 4.5 |
| 49 | MP2A | X | -15.306 | .75 |
| 50 | MP2A | Z | -26.51 | .75 |
| 51 | MP2A | Mx | -.008 | .75 |
| 52 | MP2A | X | -15.306 | 5.25 |
| 53 | MP2A | Z | -26.51 | 5.25 |
| 54 | MP2A | Mx | -.008 | 5.25 |
| 55 | MP2B | X | -14.502 | .75 |
| 56 | MP2B | Z | -25.119 | .75 |
| 57 | MP2B | Mx | .022 | .75 |
| 58 | MP2B | X | -14.502 | 5.25 |
| 59 | MP2B | Z | -25.119 | 5.25 |
| 60 | MP2B | Mx | .022 | 5.25 |
| 61 | MP2C | X | -11.613 | .75 |
| 62 | MP2C | Z | -20.115 | .75 |
| 63 | MP2C | Mx | -.012 | .75 |
| 64 | MP2C | X | -11.613 | 5.25 |
| 65 | MP2C | Z | -20.115 | 5.25 |
| 66 | MP2C | Mx | -.012 | 5.25 |
| 67 | MP2A | X | -15.306 | .75 |
| 68 | MP2A | Z | -26.51 | .75 |
| 69 | MP2A | Mx | .023 | .75 |
| 70 | MP2A | X | -15.306 | 5.25 |
| 71 | MP2A | Z | -26.51 | 5.25 |
| 72 | MP2A | Mx | .023 | 5.25 |

Member Point Loads (BLC 26 : Antenna Wi (330 Deg)) (Continued)

| | Member Label | Direction | Magnitude[lb.k-ft] | Location[ft.%] |
|-----|--------------|-----------|--------------------|----------------|
| 73 | MP2B | X | -14.502 | .75 |
| 74 | MP2B | Z | -25.119 | .75 |
| 75 | MP2B | Mx | -.004 | .75 |
| 76 | MP2B | X | -14.502 | 5.25 |
| 77 | MP2B | Z | -25.119 | 5.25 |
| 78 | MP2B | Mx | -.004 | 5.25 |
| 79 | MP2C | X | -11.613 | .75 |
| 80 | MP2C | Z | -20.115 | .75 |
| 81 | MP2C | Mx | -.012 | .75 |
| 82 | MP2C | X | -11.613 | 5.25 |
| 83 | MP2C | Z | -20.115 | 5.25 |
| 84 | MP2C | Mx | -.012 | 5.25 |
| 85 | MP3B | X | -12.9 | .25 |
| 86 | MP3B | Z | -22.343 | .25 |
| 87 | MP3B | Mx | .008 | .25 |
| 88 | MP3B | X | -12.9 | 4.75 |
| 89 | MP3B | Z | -22.343 | 4.75 |
| 90 | MP3B | Mx | .008 | 4.75 |
| 91 | MP3C | X | -9.302 | .25 |
| 92 | MP3C | Z | -16.111 | .25 |
| 93 | MP3C | Mx | -.009 | .25 |
| 94 | MP3C | X | -9.302 | 4.75 |
| 95 | MP3C | Z | -16.111 | 4.75 |
| 96 | MP3C | Mx | -.009 | 4.75 |
| 97 | MP3A | X | -15.612 | .25 |
| 98 | MP3A | Z | -27.041 | .25 |
| 99 | MP3A | Mx | .008 | .25 |
| 100 | MP3A | X | -15.612 | 4.75 |
| 101 | MP3A | Z | -27.041 | 4.75 |
| 102 | MP3A | Mx | .008 | 4.75 |
| 103 | M57 | X | -17.098 | 1 |
| 104 | M57 | Z | -29.615 | 1 |
| 105 | M57 | Mx | 0 | 1 |

Member Point Loads (BLC 27 : Antenna Wm (0 Deg))

| | Member Label | Direction | Magnitude[lb.k-ft] | Location[ft.%] |
|----|--------------|-----------|--------------------|----------------|
| 1 | MP2C | X | 0 | 6 |
| 2 | MP2C | Z | -1.159 | 6 |
| 3 | MP2C | Mx | .000502 | 6 |
| 4 | MP1A | X | 0 | .25 |
| 5 | MP1A | Z | -4.956 | .25 |
| 6 | MP1A | Mx | 0 | .25 |
| 7 | MP1A | X | 0 | 1.75 |
| 8 | MP1A | Z | -4.956 | 1.75 |
| 9 | MP1A | Mx | 0 | 1.75 |
| 10 | MP1B | X | 0 | .25 |
| 11 | MP1B | Z | -2.087 | .25 |
| 12 | MP1B | Mx | .000981 | .25 |
| 13 | MP1B | X | 0 | 1.75 |
| 14 | MP1B | Z | -2.087 | 1.75 |
| 15 | MP1B | Mx | .000981 | 1.75 |
| 16 | MP1C | X | 0 | .25 |
| 17 | MP1C | Z | -2.519 | .25 |
| 18 | MP1C | Mx | -.001 | .25 |
| 19 | MP1C | X | 0 | 1.75 |
| 20 | MP1C | Z | -2.519 | 1.75 |
| 21 | MP1C | Mx | -.001 | 1.75 |
| 22 | MP2A | X | 0 | 2.5 |

Member Point Loads (BLC 27 : Antenna Wm (0 Deg)) (Continued)

| | Member Label | Direction | Magnitude[lb.k-ft] | Location[ft,%] |
|----|--------------|-----------|--------------------|----------------|
| 23 | MP2A | Z | -3.919 | 2.5 |
| 24 | MP2A | Mx | 0 | 2.5 |
| 25 | MP2B | X | 0 | 2.5 |
| 26 | MP2B | Z | -2.78 | 2.5 |
| 27 | MP2B | Mx | -.001 | 2.5 |
| 28 | MP2C | X | 0 | 2.5 |
| 29 | MP2C | Z | -2.952 | 2.5 |
| 30 | MP2C | Mx | .001 | 2.5 |
| 31 | MP3A | X | 0 | 2 |
| 32 | MP3A | Z | -3.919 | 2 |
| 33 | MP3A | Mx | 0 | 2 |
| 34 | MP3B | X | 0 | 2 |
| 35 | MP3B | Z | -2.356 | 2 |
| 36 | MP3B | Mx | -.001 | 2 |
| 37 | MP3C | X | 0 | 2 |
| 38 | MP3C | Z | -2.592 | 2 |
| 39 | MP3C | Mx | .001 | 2 |
| 40 | MP5A | X | 0 | 4.5 |
| 41 | MP5A | Z | -3.894 | 4.5 |
| 42 | MP5A | Mx | 0 | 4.5 |
| 43 | MP5B | X | 0 | 4.5 |
| 44 | MP5B | Z | -2.141 | 4.5 |
| 45 | MP5B | Mx | .001 | 4.5 |
| 46 | MP5C | X | 0 | 4.5 |
| 47 | MP5C | Z | -2.405 | 4.5 |
| 48 | MP5C | Mx | -.001 | 4.5 |
| 49 | MP2A | X | 0 | .75 |
| 50 | MP2A | Z | -6.966 | .75 |
| 51 | MP2A | Mx | -.004 | .75 |
| 52 | MP2A | X | 0 | 5.25 |
| 53 | MP2A | Z | -6.966 | 5.25 |
| 54 | MP2A | Mx | -.004 | 5.25 |
| 55 | MP2B | X | 0 | .75 |
| 56 | MP2B | Z | -3.461 | .75 |
| 57 | MP2B | Mx | .002 | .75 |
| 58 | MP2B | X | 0 | 5.25 |
| 59 | MP2B | Z | -3.461 | 5.25 |
| 60 | MP2B | Mx | .002 | 5.25 |
| 61 | MP2C | X | 0 | .75 |
| 62 | MP2C | Z | -3.989 | .75 |
| 63 | MP2C | Mx | -.000564 | .75 |
| 64 | MP2C | X | 0 | 5.25 |
| 65 | MP2C | Z | -3.989 | 5.25 |
| 66 | MP2C | Mx | -.000564 | 5.25 |
| 67 | MP2A | X | 0 | .75 |
| 68 | MP2A | Z | -6.966 | .75 |
| 69 | MP2A | Mx | .004 | .75 |
| 70 | MP2A | X | 0 | 5.25 |
| 71 | MP2A | Z | -6.966 | 5.25 |
| 72 | MP2A | Mx | .004 | 5.25 |
| 73 | MP2B | X | 0 | .75 |
| 74 | MP2B | Z | -3.461 | .75 |
| 75 | MP2B | Mx | .000936 | .75 |
| 76 | MP2B | X | 0 | 5.25 |
| 77 | MP2B | Z | -3.461 | 5.25 |
| 78 | MP2B | Mx | .000936 | 5.25 |
| 79 | MP2C | X | 0 | .75 |
| 80 | MP2C | Z | -3.989 | .75 |
| 81 | MP2C | Mx | -.003 | .75 |

Member Point Loads (BLC 27 : Antenna Wm (0 Deg)) (Continued)

| | Member Label | Direction | Magnitude[lb.k-ft] | Location[ft,%] |
|-----|--------------|-----------|--------------------|----------------|
| 82 | MP2C | X | 0 | 5.25 |
| 83 | MP2C | Z | -3.989 | 5.25 |
| 84 | MP2C | Mx | -.003 | 5.25 |
| 85 | MP3B | X | 0 | .25 |
| 86 | MP3B | Z | -5.761 | .25 |
| 87 | MP3B | Mx | .003 | .25 |
| 88 | MP3B | X | 0 | 4.75 |
| 89 | MP3B | Z | -5.761 | 4.75 |
| 90 | MP3B | Mx | .003 | 4.75 |
| 91 | MP3C | X | 0 | .25 |
| 92 | MP3C | Z | -6.335 | .25 |
| 93 | MP3C | Mx | -.003 | .25 |
| 94 | MP3C | X | 0 | 4.75 |
| 95 | MP3C | Z | -6.335 | 4.75 |
| 96 | MP3C | Mx | -.003 | 4.75 |
| 97 | MP3A | X | 0 | .25 |
| 98 | MP3A | Z | -10.746 | .25 |
| 99 | MP3A | Mx | 0 | .25 |
| 100 | MP3A | X | 0 | 4.75 |
| 101 | MP3A | Z | -10.746 | 4.75 |
| 102 | MP3A | Mx | 0 | 4.75 |
| 103 | M57 | X | 0 | 1 |
| 104 | M57 | Z | -7.535 | 1 |
| 105 | M57 | Mx | 0 | 1 |

Member Point Loads (BLC 28 : Antenna Wm (30 Deg))

| | Member Label | Direction | Magnitude[lb.k-ft] | Location[ft,%] |
|----|--------------|-----------|--------------------|----------------|
| 1 | MP2C | X | 1.002 | 6 |
| 2 | MP2C | Z | -1.736 | 6 |
| 3 | MP2C | Mx | .000501 | 6 |
| 4 | MP1A | X | 2.072 | .25 |
| 5 | MP1A | Z | -3.588 | .25 |
| 6 | MP1A | Mx | -.001 | .25 |
| 7 | MP1A | X | 2.072 | 1.75 |
| 8 | MP1A | Z | -3.588 | 1.75 |
| 9 | MP1A | Mx | -.001 | 1.75 |
| 10 | MP1B | X | .902 | .25 |
| 11 | MP1B | Z | -1.563 | .25 |
| 12 | MP1B | Mx | .000889 | .25 |
| 13 | MP1B | X | .902 | 1.75 |
| 14 | MP1B | Z | -1.563 | 1.75 |
| 15 | MP1B | Mx | .000889 | 1.75 |
| 16 | MP1C | X | 2.072 | .25 |
| 17 | MP1C | Z | -3.588 | .25 |
| 18 | MP1C | Mx | -.001 | .25 |
| 19 | MP1C | X | 2.072 | 1.75 |
| 20 | MP1C | Z | -3.588 | 1.75 |
| 21 | MP1C | Mx | -.001 | 1.75 |
| 22 | MP2A | X | 1.798 | 2.5 |
| 23 | MP2A | Z | -3.115 | 2.5 |
| 24 | MP2A | Mx | .000899 | 2.5 |
| 25 | MP2B | X | 1.334 | 2.5 |
| 26 | MP2B | Z | -2.311 | 2.5 |
| 27 | MP2B | Mx | -.001 | 2.5 |
| 28 | MP2C | X | 1.798 | 2.5 |
| 29 | MP2C | Z | -3.115 | 2.5 |
| 30 | MP2C | Mx | .000899 | 2.5 |
| 31 | MP3A | X | 1.738 | 2 |

Member Point Loads (BLC 28 : Antenna Wm (30 Deg)) (Continued)

| | Member Label | Direction | Magnitude[lb.k-ft] | Location[ft,%] |
|----|--------------|-----------|--------------------|----------------|
| 32 | MP3A | Z | -3.011 | 2 |
| 33 | MP3A | Mx | .000869 | 2 |
| 34 | MP3B | X | 1.101 | 2 |
| 35 | MP3B | Z | -1.907 | 2 |
| 36 | MP3B | Mx | -.001 | 2 |
| 37 | MP3C | X | 1.738 | 2 |
| 38 | MP3C | Z | -3.011 | 2 |
| 39 | MP3C | Mx | .000869 | 2 |
| 40 | MP5A | X | 1.699 | 4.5 |
| 41 | MP5A | Z | -2.942 | 4.5 |
| 42 | MP5A | Mx | -.00085 | 4.5 |
| 43 | MP5B | X | .984 | 4.5 |
| 44 | MP5B | Z | -1.705 | 4.5 |
| 45 | MP5B | Mx | .000969 | 4.5 |
| 46 | MP5C | X | 1.699 | 4.5 |
| 47 | MP5C | Z | -2.942 | 4.5 |
| 48 | MP5C | Mx | -.000849 | 4.5 |
| 49 | MP2A | X | 2.987 | .75 |
| 50 | MP2A | Z | -5.173 | .75 |
| 51 | MP2A | Mx | -.005 | .75 |
| 52 | MP2A | X | 2.987 | 5.25 |
| 53 | MP2A | Z | -5.173 | 5.25 |
| 54 | MP2A | Mx | -.005 | 5.25 |
| 55 | MP2B | X | 1.558 | .75 |
| 56 | MP2B | Z | -2.698 | .75 |
| 57 | MP2B | Mx | .001 | .75 |
| 58 | MP2B | X | 1.558 | 5.25 |
| 59 | MP2B | Z | -2.698 | 5.25 |
| 60 | MP2B | Mx | .001 | 5.25 |
| 61 | MP2C | X | 2.987 | .75 |
| 62 | MP2C | Z | -5.173 | .75 |
| 63 | MP2C | Mx | .002 | .75 |
| 64 | MP2C | X | 2.987 | 5.25 |
| 65 | MP2C | Z | -5.173 | 5.25 |
| 66 | MP2C | Mx | .002 | 5.25 |
| 67 | MP2A | X | 2.987 | .75 |
| 68 | MP2A | Z | -5.173 | .75 |
| 69 | MP2A | Mx | .002 | .75 |
| 70 | MP2A | X | 2.987 | 5.25 |
| 71 | MP2A | Z | -5.173 | 5.25 |
| 72 | MP2A | Mx | .002 | 5.25 |
| 73 | MP2B | X | 1.558 | .75 |
| 74 | MP2B | Z | -2.698 | .75 |
| 75 | MP2B | Mx | .002 | .75 |
| 76 | MP2B | X | 1.558 | 5.25 |
| 77 | MP2B | Z | -2.698 | 5.25 |
| 78 | MP2B | Mx | .002 | 5.25 |
| 79 | MP2C | X | 2.987 | .75 |
| 80 | MP2C | Z | -5.173 | .75 |
| 81 | MP2C | Mx | -.005 | .75 |
| 82 | MP2C | X | 2.987 | 5.25 |
| 83 | MP2C | Z | -5.173 | 5.25 |
| 84 | MP2C | Mx | -.005 | 5.25 |
| 85 | MP3B | X | 2.693 | .25 |
| 86 | MP3B | Z | -4.665 | .25 |
| 87 | MP3B | Mx | .003 | .25 |
| 88 | MP3B | X | 2.693 | 4.75 |
| 89 | MP3B | Z | -4.665 | 4.75 |
| 90 | MP3B | Mx | .003 | 4.75 |

Member Point Loads (BLC 28 : Antenna Wm (30 Deg)) (Continued)

| | Member Label | Direction | Magnitude[lb.k-ft] | Location[ft,%] |
|-----|--------------|-----------|--------------------|----------------|
| 91 | MP3C | X | 4.246 | .25 |
| 92 | MP3C | Z | -7.354 | .25 |
| 93 | MP3C | Mx | -.002 | .25 |
| 94 | MP3C | X | 4.246 | 4.75 |
| 95 | MP3C | Z | -7.354 | 4.75 |
| 96 | MP3C | Mx | -.002 | 4.75 |
| 97 | MP3A | X | 4.818 | .25 |
| 98 | MP3A | Z | -8.345 | .25 |
| 99 | MP3A | Mx | -.002 | .25 |
| 100 | MP3A | X | 4.818 | 4.75 |
| 101 | MP3A | Z | -8.345 | 4.75 |
| 102 | MP3A | Mx | -.002 | 4.75 |
| 103 | M57 | X | 3.287 | 1 |
| 104 | M57 | Z | -5.693 | 1 |
| 105 | M57 | Mx | 0 | 1 |

Member Point Loads (BLC 29 : Antenna Wm (60 Deg))

| | Member Label | Direction | Magnitude[lb.k-ft] | Location[ft,%] |
|----|--------------|-----------|--------------------|----------------|
| 1 | MP2C | X | 2.102 | 6 |
| 2 | MP2C | Z | -1.214 | 6 |
| 3 | MP2C | Mx | 0 | 6 |
| 4 | MP1A | X | 2.182 | .25 |
| 5 | MP1A | Z | -1.259 | .25 |
| 6 | MP1A | Mx | -.001 | .25 |
| 7 | MP1A | X | 2.182 | 1.75 |
| 8 | MP1A | Z | -1.259 | 1.75 |
| 9 | MP1A | Mx | -.001 | 1.75 |
| 10 | MP1B | X | 2.641 | .25 |
| 11 | MP1B | Z | -1.525 | .25 |
| 12 | MP1B | Mx | .001 | .25 |
| 13 | MP1B | X | 2.641 | 1.75 |
| 14 | MP1B | Z | -1.525 | 1.75 |
| 15 | MP1B | Mx | .001 | 1.75 |
| 16 | MP1C | X | 4.292 | .25 |
| 17 | MP1C | Z | -2.478 | .25 |
| 18 | MP1C | Mx | 0 | .25 |
| 19 | MP1C | X | 4.292 | 1.75 |
| 20 | MP1C | Z | -2.478 | 1.75 |
| 21 | MP1C | Mx | 0 | 1.75 |
| 22 | MP2A | X | 2.556 | 2.5 |
| 23 | MP2A | Z | -1.476 | 2.5 |
| 24 | MP2A | Mx | .001 | 2.5 |
| 25 | MP2B | X | 2.739 | 2.5 |
| 26 | MP2B | Z | -1.581 | 2.5 |
| 27 | MP2B | Mx | -.001 | 2.5 |
| 28 | MP2C | X | 3.394 | 2.5 |
| 29 | MP2C | Z | -1.96 | 2.5 |
| 30 | MP2C | Mx | 0 | 2.5 |
| 31 | MP3A | X | 2.244 | 2 |
| 32 | MP3A | Z | -1.296 | 2 |
| 33 | MP3A | Mx | .001 | 2 |
| 34 | MP3B | X | 2.495 | 2 |
| 35 | MP3B | Z | -1.44 | 2 |
| 36 | MP3B | Mx | -.001 | 2 |
| 37 | MP3C | X | 3.394 | 2 |
| 38 | MP3C | Z | -1.96 | 2 |
| 39 | MP3C | Mx | 0 | 2 |
| 40 | MP5A | X | 2.083 | 4.5 |

Member Point Loads (BLC 29 : Antenna Wm (60 Deg)) (Continued)

| | Member Label | Direction | Magnitude[lb.k-ft] | Location[ft,%] |
|----|--------------|-----------|--------------------|----------------|
| 41 | MP5A | Z | -1.202 | 4.5 |
| 42 | MP5A | Mx | -.001 | 4.5 |
| 43 | MP5B | X | 2.363 | 4.5 |
| 44 | MP5B | Z | -1.364 | 4.5 |
| 45 | MP5B | Mx | .001 | 4.5 |
| 46 | MP5C | X | 3.372 | 4.5 |
| 47 | MP5C | Z | -1.947 | 4.5 |
| 48 | MP5C | Mx | 0 | 4.5 |
| 49 | MP2A | X | 3.454 | .75 |
| 50 | MP2A | Z | -1.994 | .75 |
| 51 | MP2A | Mx | -.003 | .75 |
| 52 | MP2A | X | 3.454 | 5.25 |
| 53 | MP2A | Z | -1.994 | 5.25 |
| 54 | MP2A | Mx | -.003 | 5.25 |
| 55 | MP2B | X | 4.015 | .75 |
| 56 | MP2B | Z | -2.318 | .75 |
| 57 | MP2B | Mx | 3.7e-5 | .75 |
| 58 | MP2B | X | 4.015 | 5.25 |
| 59 | MP2B | Z | -2.318 | 5.25 |
| 60 | MP2B | Mx | 3.7e-5 | 5.25 |
| 61 | MP2C | X | 6.033 | .75 |
| 62 | MP2C | Z | -3.483 | .75 |
| 63 | MP2C | Mx | .004 | .75 |
| 64 | MP2C | X | 6.033 | 5.25 |
| 65 | MP2C | Z | -3.483 | 5.25 |
| 66 | MP2C | Mx | .004 | 5.25 |
| 67 | MP2A | X | 3.454 | .75 |
| 68 | MP2A | Z | -1.994 | .75 |
| 69 | MP2A | Mx | -.000564 | .75 |
| 70 | MP2A | X | 3.454 | 5.25 |
| 71 | MP2A | Z | -1.994 | 5.25 |
| 72 | MP2A | Mx | -.000564 | 5.25 |
| 73 | MP2B | X | 4.015 | .75 |
| 74 | MP2B | Z | -2.318 | .75 |
| 75 | MP2B | Mx | .004 | .75 |
| 76 | MP2B | X | 4.015 | 5.25 |
| 77 | MP2B | Z | -2.318 | 5.25 |
| 78 | MP2B | Mx | .004 | 5.25 |
| 79 | MP2C | X | 6.033 | .75 |
| 80 | MP2C | Z | -3.483 | .75 |
| 81 | MP2C | Mx | -.004 | .75 |
| 82 | MP2C | X | 6.033 | 5.25 |
| 83 | MP2C | Z | -3.483 | 5.25 |
| 84 | MP2C | Mx | -.004 | 5.25 |
| 85 | MP3B | X | 6.096 | .25 |
| 86 | MP3B | Z | -3.52 | .25 |
| 87 | MP3B | Mx | .003 | .25 |
| 88 | MP3B | X | 6.096 | 4.75 |
| 89 | MP3B | Z | -3.52 | 4.75 |
| 90 | MP3B | Mx | .003 | 4.75 |
| 91 | MP3C | X | 8.288 | .25 |
| 92 | MP3C | Z | -4.785 | .25 |
| 93 | MP3C | Mx | 0 | .25 |
| 94 | MP3C | X | 8.288 | 4.75 |
| 95 | MP3C | Z | -4.785 | 4.75 |
| 96 | MP3C | Mx | 0 | 4.75 |
| 97 | MP3A | X | 6.424 | .25 |
| 98 | MP3A | Z | -3.709 | .25 |
| 99 | MP3A | Mx | -.003 | .25 |

Member Point Loads (BLC 29 : Antenna Wm (60 Deg)) (Continued)

| | Member Label | Direction | Magnitude[lb.k-ft] | Location[ft,%] |
|-----|--------------|-----------|--------------------|----------------|
| 100 | MP3A | X | 6.424 | 4.75 |
| 101 | MP3A | Z | -3.709 | 4.75 |
| 102 | MP3A | Mx | -.003 | 4.75 |
| 103 | M57 | X | 5.277 | 1 |
| 104 | M57 | Z | -3.047 | 1 |
| 105 | M57 | Mx | 0 | 1 |

Member Point Loads (BLC 30 : Antenna Wm (90 Deg))

| | Member Label | Direction | Magnitude[lb.k-ft] | Location[ft,%] |
|----|--------------|-----------|--------------------|----------------|
| 1 | MP2C | X | 2.005 | 6 |
| 2 | MP2C | Z | 0 | 6 |
| 3 | MP2C | Mx | -.000501 | 6 |
| 4 | MP1A | X | 1.707 | .25 |
| 5 | MP1A | Z | 0 | .25 |
| 6 | MP1A | Mx | -.000854 | .25 |
| 7 | MP1A | X | 1.707 | 1.75 |
| 8 | MP1A | Z | 0 | 1.75 |
| 9 | MP1A | Mx | -.000854 | 1.75 |
| 10 | MP1B | X | 4.576 | .25 |
| 11 | MP1B | Z | 0 | .25 |
| 12 | MP1B | Mx | .000783 | .25 |
| 13 | MP1B | X | 4.576 | 1.75 |
| 14 | MP1B | Z | 0 | 1.75 |
| 15 | MP1B | Mx | .000783 | 1.75 |
| 16 | MP1C | X | 4.144 | .25 |
| 17 | MP1C | Z | 0 | .25 |
| 18 | MP1C | Mx | .001 | .25 |
| 19 | MP1C | X | 4.144 | 1.75 |
| 20 | MP1C | Z | 0 | 1.75 |
| 21 | MP1C | Mx | .001 | 1.75 |
| 22 | MP2A | X | 2.63 | 2.5 |
| 23 | MP2A | Z | 0 | 2.5 |
| 24 | MP2A | Mx | .001 | 2.5 |
| 25 | MP2B | X | 3.768 | 2.5 |
| 26 | MP2B | Z | 0 | 2.5 |
| 27 | MP2B | Mx | -.000644 | 2.5 |
| 28 | MP2C | X | 3.597 | 2.5 |
| 29 | MP2C | Z | 0 | 2.5 |
| 30 | MP2C | Mx | -.000899 | 2.5 |
| 31 | MP3A | X | 2.149 | 2 |
| 32 | MP3A | Z | 0 | 2 |
| 33 | MP3A | Mx | .001 | 2 |
| 34 | MP3B | X | 3.712 | 2 |
| 35 | MP3B | Z | 0 | 2 |
| 36 | MP3B | Mx | -.000635 | 2 |
| 37 | MP3C | X | 3.477 | 2 |
| 38 | MP3C | Z | 0 | 2 |
| 39 | MP3C | Mx | -.000869 | 2 |
| 40 | MP5A | X | 1.908 | 4.5 |
| 41 | MP5A | Z | 0 | 4.5 |
| 42 | MP5A | Mx | -.000954 | 4.5 |
| 43 | MP5B | X | 3.662 | 4.5 |
| 44 | MP5B | Z | 0 | 4.5 |
| 45 | MP5B | Mx | .000626 | 4.5 |
| 46 | MP5C | X | 3.397 | 4.5 |
| 47 | MP5C | Z | 0 | 4.5 |
| 48 | MP5C | Mx | .000849 | 4.5 |
| 49 | MP2A | X | 2.996 | .75 |

Member Point Loads (BLC 30 : Antenna Wm (90 Deg)) (Continued)

| | Member Label | Direction | Magnitude[lb.k-ft] | Location[ft,%] |
|-----|--------------|-----------|--------------------|----------------|
| 50 | MP2A | Z | 0 | .75 |
| 51 | MP2A | Mx | -.001 | .75 |
| 52 | MP2A | X | 2.996 | 5.25 |
| 53 | MP2A | Z | 0 | 5.25 |
| 54 | MP2A | Mx | -.001 | 5.25 |
| 55 | MP2B | X | 6.502 | .75 |
| 56 | MP2B | Z | 0 | .75 |
| 57 | MP2B | Mx | -.002 | .75 |
| 58 | MP2B | X | 6.502 | 5.25 |
| 59 | MP2B | Z | 0 | 5.25 |
| 60 | MP2B | Mx | -.002 | 5.25 |
| 61 | MP2C | X | 5.974 | .75 |
| 62 | MP2C | Z | 0 | .75 |
| 63 | MP2C | Mx | .005 | .75 |
| 64 | MP2C | X | 5.974 | 5.25 |
| 65 | MP2C | Z | 0 | 5.25 |
| 66 | MP2C | Mx | .005 | 5.25 |
| 67 | MP2A | X | 2.996 | .75 |
| 68 | MP2A | Z | 0 | .75 |
| 69 | MP2A | Mx | -.001 | .75 |
| 70 | MP2A | X | 2.996 | 5.25 |
| 71 | MP2A | Z | 0 | 5.25 |
| 72 | MP2A | Mx | -.001 | 5.25 |
| 73 | MP2B | X | 6.502 | .75 |
| 74 | MP2B | Z | 0 | .75 |
| 75 | MP2B | Mx | .005 | .75 |
| 76 | MP2B | X | 6.502 | 5.25 |
| 77 | MP2B | Z | 0 | 5.25 |
| 78 | MP2B | Mx | .005 | 5.25 |
| 79 | MP2C | X | 5.974 | .75 |
| 80 | MP2C | Z | 0 | .75 |
| 81 | MP2C | Mx | -.002 | .75 |
| 82 | MP2C | X | 5.974 | 5.25 |
| 83 | MP2C | Z | 0 | 5.25 |
| 84 | MP2C | Mx | -.002 | 5.25 |
| 85 | MP3B | X | 9.066 | .25 |
| 86 | MP3B | Z | 0 | .25 |
| 87 | MP3B | Mx | .002 | .25 |
| 88 | MP3B | X | 9.066 | 4.75 |
| 89 | MP3B | Z | 0 | 4.75 |
| 90 | MP3B | Mx | .002 | 4.75 |
| 91 | MP3C | X | 8.492 | .25 |
| 92 | MP3C | Z | 0 | .25 |
| 93 | MP3C | Mx | .002 | .25 |
| 94 | MP3C | X | 8.492 | 4.75 |
| 95 | MP3C | Z | 0 | 4.75 |
| 96 | MP3C | Mx | .002 | 4.75 |
| 97 | MP3A | X | 6.308 | .25 |
| 98 | MP3A | Z | 0 | .25 |
| 99 | MP3A | Mx | -.003 | .25 |
| 100 | MP3A | X | 6.308 | 4.75 |
| 101 | MP3A | Z | 0 | 4.75 |
| 102 | MP3A | Mx | -.003 | 4.75 |
| 103 | M57 | X | 6.574 | 1 |
| 104 | M57 | Z | 0 | 1 |
| 105 | M57 | Mx | 0 | 1 |

Member Point Loads (BLC 31 : Antenna Wm (120 Deg))



Company :
 Designer :
 Job Number :
 Model Name :

July 5, 2023
 12:42 PM
 Checked By: _____

Member Point Loads (BLC 31 : Antenna Wm (120 Deg)) (Continued)

| | Member Label | Direction | Magnitude[lb.k-ft] | Location[ft,%] |
|----|--------------|-----------|--------------------|----------------|
| 1 | MP2C | X | 1.004 | 6 |
| 2 | MP2C | Z | .579 | 6 |
| 3 | MP2C | Mx | -.000502 | 6 |
| 4 | MP1A | X | 2.182 | .25 |
| 5 | MP1A | Z | 1.259 | .25 |
| 6 | MP1A | Mx | -.001 | .25 |
| 7 | MP1A | X | 2.182 | 1.75 |
| 8 | MP1A | Z | 1.259 | 1.75 |
| 9 | MP1A | Mx | -.001 | 1.75 |
| 10 | MP1B | X | 4.207 | .25 |
| 11 | MP1B | Z | 2.429 | .25 |
| 12 | MP1B | Mx | -.000422 | .25 |
| 13 | MP1B | X | 4.207 | 1.75 |
| 14 | MP1B | Z | 2.429 | 1.75 |
| 15 | MP1B | Mx | -.000422 | 1.75 |
| 16 | MP1C | X | 2.182 | .25 |
| 17 | MP1C | Z | 1.259 | .25 |
| 18 | MP1C | Mx | .001 | .25 |
| 19 | MP1C | X | 2.182 | 1.75 |
| 20 | MP1C | Z | 1.259 | 1.75 |
| 21 | MP1C | Mx | .001 | 1.75 |
| 22 | MP2A | X | 2.556 | 2.5 |
| 23 | MP2A | Z | 1.476 | 2.5 |
| 24 | MP2A | Mx | .001 | 2.5 |
| 25 | MP2B | X | 3.36 | 2.5 |
| 26 | MP2B | Z | 1.94 | 2.5 |
| 27 | MP2B | Mx | .000337 | 2.5 |
| 28 | MP2C | X | 2.556 | 2.5 |
| 29 | MP2C | Z | 1.476 | 2.5 |
| 30 | MP2C | Mx | -.001 | 2.5 |
| 31 | MP3A | X | 2.244 | 2 |
| 32 | MP3A | Z | 1.296 | 2 |
| 33 | MP3A | Mx | .001 | 2 |
| 34 | MP3B | X | 3.348 | 2 |
| 35 | MP3B | Z | 1.933 | 2 |
| 36 | MP3B | Mx | .000336 | 2 |
| 37 | MP3C | X | 2.244 | 2 |
| 38 | MP3C | Z | 1.296 | 2 |
| 39 | MP3C | Mx | -.001 | 2 |
| 40 | MP5A | X | 2.083 | 4.5 |
| 41 | MP5A | Z | 1.202 | 4.5 |
| 42 | MP5A | Mx | -.001 | 4.5 |
| 43 | MP5B | X | 3.32 | 4.5 |
| 44 | MP5B | Z | 1.917 | 4.5 |
| 45 | MP5B | Mx | -.000333 | 4.5 |
| 46 | MP5C | X | 2.083 | 4.5 |
| 47 | MP5C | Z | 1.202 | 4.5 |
| 48 | MP5C | Mx | .001 | 4.5 |
| 49 | MP2A | X | 3.454 | .75 |
| 50 | MP2A | Z | 1.994 | .75 |
| 51 | MP2A | Mx | -.000564 | .75 |
| 52 | MP2A | X | 3.454 | 5.25 |
| 53 | MP2A | Z | 1.994 | 5.25 |
| 54 | MP2A | Mx | -.000564 | 5.25 |
| 55 | MP2B | X | 5.929 | .75 |
| 56 | MP2B | Z | 3.423 | .75 |
| 57 | MP2B | Mx | -.005 | .75 |
| 58 | MP2B | X | 5.929 | 5.25 |
| 59 | MP2B | Z | 3.423 | 5.25 |

Member Point Loads (BLC 31 : Antenna Wm (120 Deg)) (Continued)

| | Member Label | Direction | Magnitude[lb.k-ft] | Location[ft,%] |
|-----|--------------|-----------|--------------------|----------------|
| 60 | MP2B | Mx | -.005 | 5.25 |
| 61 | MP2C | X | 3.454 | .75 |
| 62 | MP2C | Z | 1.994 | .75 |
| 63 | MP2C | Mx | .003 | .75 |
| 64 | MP2C | X | 3.454 | 5.25 |
| 65 | MP2C | Z | 1.994 | 5.25 |
| 66 | MP2C | Mx | .003 | 5.25 |
| 67 | MP2A | X | 3.454 | .75 |
| 68 | MP2A | Z | 1.994 | .75 |
| 69 | MP2A | Mx | -.003 | .75 |
| 70 | MP2A | X | 3.454 | 5.25 |
| 71 | MP2A | Z | 1.994 | 5.25 |
| 72 | MP2A | Mx | -.003 | 5.25 |
| 73 | MP2B | X | 5.929 | .75 |
| 74 | MP2B | Z | 3.423 | .75 |
| 75 | MP2B | Mx | .003 | .75 |
| 76 | MP2B | X | 5.929 | 5.25 |
| 77 | MP2B | Z | 3.423 | 5.25 |
| 78 | MP2B | Mx | .003 | 5.25 |
| 79 | MP2C | X | 3.454 | .75 |
| 80 | MP2C | Z | 1.994 | .75 |
| 81 | MP2C | Mx | .000564 | .75 |
| 82 | MP2C | X | 3.454 | 5.25 |
| 83 | MP2C | Z | 1.994 | 5.25 |
| 84 | MP2C | Mx | .000564 | 5.25 |
| 85 | MP3B | X | 8.175 | .25 |
| 86 | MP3B | Z | 4.72 | .25 |
| 87 | MP3B | Mx | -.00082 | .25 |
| 88 | MP3B | X | 8.175 | 4.75 |
| 89 | MP3B | Z | 4.72 | 4.75 |
| 90 | MP3B | Mx | -.00082 | 4.75 |
| 91 | MP3C | X | 5.486 | .25 |
| 92 | MP3C | Z | 3.168 | .25 |
| 93 | MP3C | Mx | .003 | .25 |
| 94 | MP3C | X | 5.486 | 4.75 |
| 95 | MP3C | Z | 3.168 | 4.75 |
| 96 | MP3C | Mx | .003 | 4.75 |
| 97 | MP3A | X | 6.424 | .25 |
| 98 | MP3A | Z | 3.709 | .25 |
| 99 | MP3A | Mx | -.003 | .25 |
| 100 | MP3A | X | 6.424 | 4.75 |
| 101 | MP3A | Z | 3.709 | 4.75 |
| 102 | MP3A | Mx | -.003 | 4.75 |
| 103 | M57 | X | 6.525 | 1 |
| 104 | M57 | Z | 3.767 | 1 |
| 105 | M57 | Mx | 0 | 1 |

Member Point Loads (BLC 32 : Antenna Wm (150 Deg))

| | Member Label | Direction | Magnitude[lb.k-ft] | Location[ft,%] |
|---|--------------|-----------|--------------------|----------------|
| 1 | MP2C | X | .368 | 6 |
| 2 | MP2C | Z | .638 | 6 |
| 3 | MP2C | Mx | -.000368 | 6 |
| 4 | MP1A | X | 2.072 | .25 |
| 5 | MP1A | Z | 3.588 | .25 |
| 6 | MP1A | Mx | -.001 | .25 |
| 7 | MP1A | X | 2.072 | 1.75 |
| 8 | MP1A | Z | 3.588 | 1.75 |
| 9 | MP1A | Mx | -.001 | 1.75 |

Member Point Loads (BLC 32 : Antenna Wm (150 Deg)) (Continued)

| | Member Label | Direction | Magnitude[lb.k-ft] | Location[ft,%] |
|----|--------------|-----------|--------------------|----------------|
| 10 | MP1B | X | 1.807 | .25 |
| 11 | MP1B | Z | 3.129 | .25 |
| 12 | MP1B | Mx | -.001 | .25 |
| 13 | MP1B | X | 1.807 | 1.75 |
| 14 | MP1B | Z | 3.129 | 1.75 |
| 15 | MP1B | Mx | -.001 | 1.75 |
| 16 | MP1C | X | .853 | .25 |
| 17 | MP1C | Z | 1.478 | .25 |
| 18 | MP1C | Mx | .000853 | .25 |
| 19 | MP1C | X | .853 | 1.75 |
| 20 | MP1C | Z | 1.478 | 1.75 |
| 21 | MP1C | Mx | .000853 | 1.75 |
| 22 | MP2A | X | 1.798 | 2.5 |
| 23 | MP2A | Z | 3.115 | 2.5 |
| 24 | MP2A | Mx | .000899 | 2.5 |
| 25 | MP2B | X | 1.693 | 2.5 |
| 26 | MP2B | Z | 2.933 | 2.5 |
| 27 | MP2B | Mx | .001 | 2.5 |
| 28 | MP2C | X | 1.315 | 2.5 |
| 29 | MP2C | Z | 2.277 | 2.5 |
| 30 | MP2C | Mx | -.001 | 2.5 |
| 31 | MP3A | X | 1.738 | 2 |
| 32 | MP3A | Z | 3.011 | 2 |
| 33 | MP3A | Mx | .000869 | 2 |
| 34 | MP3B | X | 1.594 | 2 |
| 35 | MP3B | Z | 2.761 | 2 |
| 36 | MP3B | Mx | .001 | 2 |
| 37 | MP3C | X | 1.075 | 2 |
| 38 | MP3C | Z | 1.861 | 2 |
| 39 | MP3C | Mx | -.001 | 2 |
| 40 | MP5A | X | 1.699 | 4.5 |
| 41 | MP5A | Z | 2.942 | 4.5 |
| 42 | MP5A | Mx | -.00085 | 4.5 |
| 43 | MP5B | X | 1.537 | 4.5 |
| 44 | MP5B | Z | 2.662 | 4.5 |
| 45 | MP5B | Mx | -.000988 | 4.5 |
| 46 | MP5C | X | .954 | 4.5 |
| 47 | MP5C | Z | 1.653 | 4.5 |
| 48 | MP5C | Mx | .000954 | 4.5 |
| 49 | MP2A | X | 2.987 | .75 |
| 50 | MP2A | Z | 5.173 | .75 |
| 51 | MP2A | Mx | .002 | .75 |
| 52 | MP2A | X | 2.987 | 5.25 |
| 53 | MP2A | Z | 5.173 | 5.25 |
| 54 | MP2A | Mx | .002 | 5.25 |
| 55 | MP2B | X | 2.663 | .75 |
| 56 | MP2B | Z | 4.612 | .75 |
| 57 | MP2B | Mx | -.004 | .75 |
| 58 | MP2B | X | 2.663 | 5.25 |
| 59 | MP2B | Z | 4.612 | 5.25 |
| 60 | MP2B | Mx | -.004 | 5.25 |
| 61 | MP2C | X | 1.498 | .75 |
| 62 | MP2C | Z | 2.595 | .75 |
| 63 | MP2C | Mx | .001 | .75 |
| 64 | MP2C | X | 1.498 | 5.25 |
| 65 | MP2C | Z | 2.595 | 5.25 |
| 66 | MP2C | Mx | .001 | 5.25 |
| 67 | MP2A | X | 2.987 | .75 |
| 68 | MP2A | Z | 5.173 | .75 |

Member Point Loads (BLC 32 : Antenna Wm (150 Deg)) (Continued)

| | Member Label | Direction | Magnitude[lb.k-ft] | Location[ft,%] |
|-----|--------------|-----------|--------------------|----------------|
| 69 | MP2A | Mx | -.005 | .75 |
| 70 | MP2A | X | 2.987 | 5.25 |
| 71 | MP2A | Z | 5.173 | 5.25 |
| 72 | MP2A | Mx | -.005 | 5.25 |
| 73 | MP2B | X | 2.663 | .75 |
| 74 | MP2B | Z | 4.612 | .75 |
| 75 | MP2B | Mx | .000668 | .75 |
| 76 | MP2B | X | 2.663 | 5.25 |
| 77 | MP2B | Z | 4.612 | 5.25 |
| 78 | MP2B | Mx | .000668 | 5.25 |
| 79 | MP2C | X | 1.498 | .75 |
| 80 | MP2C | Z | 2.595 | .75 |
| 81 | MP2C | Mx | .001 | .75 |
| 82 | MP2C | X | 1.498 | 5.25 |
| 83 | MP2C | Z | 2.595 | 5.25 |
| 84 | MP2C | Mx | .001 | 5.25 |
| 85 | MP3B | X | 3.894 | .25 |
| 86 | MP3B | Z | 6.745 | .25 |
| 87 | MP3B | Mx | -.003 | .25 |
| 88 | MP3B | X | 3.894 | 4.75 |
| 89 | MP3B | Z | 6.745 | 4.75 |
| 90 | MP3B | Mx | -.003 | 4.75 |
| 91 | MP3C | X | 2.628 | .25 |
| 92 | MP3C | Z | 4.553 | .25 |
| 93 | MP3C | Mx | .003 | .25 |
| 94 | MP3C | X | 2.628 | 4.75 |
| 95 | MP3C | Z | 4.553 | 4.75 |
| 96 | MP3C | Mx | .003 | 4.75 |
| 97 | MP3A | X | 4.818 | .25 |
| 98 | MP3A | Z | 8.345 | .25 |
| 99 | MP3A | Mx | -.002 | .25 |
| 100 | MP3A | X | 4.818 | 4.75 |
| 101 | MP3A | Z | 8.345 | 4.75 |
| 102 | MP3A | Mx | -.002 | 4.75 |
| 103 | M57 | X | 4.008 | 1 |
| 104 | M57 | Z | 6.941 | 1 |
| 105 | M57 | Mx | 0 | 1 |

Member Point Loads (BLC 33 : Antenna Wm (180 Deg))

| | Member Label | Direction | Magnitude[lb.k-ft] | Location[ft,%] |
|----|--------------|-----------|--------------------|----------------|
| 1 | MP2C | X | 0 | 6 |
| 2 | MP2C | Z | 1.159 | 6 |
| 3 | MP2C | Mx | -.000502 | 6 |
| 4 | MP1A | X | 0 | .25 |
| 5 | MP1A | Z | 4.956 | .25 |
| 6 | MP1A | Mx | 0 | .25 |
| 7 | MP1A | X | 0 | 1.75 |
| 8 | MP1A | Z | 4.956 | 1.75 |
| 9 | MP1A | Mx | 0 | 1.75 |
| 10 | MP1B | X | 0 | .25 |
| 11 | MP1B | Z | 2.087 | .25 |
| 12 | MP1B | Mx | -.000981 | .25 |
| 13 | MP1B | X | 0 | 1.75 |
| 14 | MP1B | Z | 2.087 | 1.75 |
| 15 | MP1B | Mx | -.000981 | 1.75 |
| 16 | MP1C | X | 0 | .25 |
| 17 | MP1C | Z | 2.519 | .25 |
| 18 | MP1C | Mx | .001 | .25 |

Member Point Loads (BLC 33 : Antenna Wm (180 Deg)) (Continued)

| | Member Label | Direction | Magnitude[lb.k-ft] | Location[ft,%] |
|----|--------------|-----------|--------------------|----------------|
| 19 | MP1C | X | 0 | 1.75 |
| 20 | MP1C | Z | 2.519 | 1.75 |
| 21 | MP1C | Mx | .001 | 1.75 |
| 22 | MP2A | X | 0 | 2.5 |
| 23 | MP2A | Z | 3.919 | 2.5 |
| 24 | MP2A | Mx | 0 | 2.5 |
| 25 | MP2B | X | 0 | 2.5 |
| 26 | MP2B | Z | 2.78 | 2.5 |
| 27 | MP2B | Mx | .001 | 2.5 |
| 28 | MP2C | X | 0 | 2.5 |
| 29 | MP2C | Z | 2.952 | 2.5 |
| 30 | MP2C | Mx | -.001 | 2.5 |
| 31 | MP3A | X | 0 | 2 |
| 32 | MP3A | Z | 3.919 | 2 |
| 33 | MP3A | Mx | 0 | 2 |
| 34 | MP3B | X | 0 | 2 |
| 35 | MP3B | Z | 2.356 | 2 |
| 36 | MP3B | Mx | .001 | 2 |
| 37 | MP3C | X | 0 | 2 |
| 38 | MP3C | Z | 2.592 | 2 |
| 39 | MP3C | Mx | -.001 | 2 |
| 40 | MP5A | X | 0 | 4.5 |
| 41 | MP5A | Z | 3.894 | 4.5 |
| 42 | MP5A | Mx | 0 | 4.5 |
| 43 | MP5B | X | 0 | 4.5 |
| 44 | MP5B | Z | 2.141 | 4.5 |
| 45 | MP5B | Mx | -.001 | 4.5 |
| 46 | MP5C | X | 0 | 4.5 |
| 47 | MP5C | Z | 2.405 | 4.5 |
| 48 | MP5C | Mx | .001 | 4.5 |
| 49 | MP2A | X | 0 | .75 |
| 50 | MP2A | Z | 6.966 | .75 |
| 51 | MP2A | Mx | .004 | .75 |
| 52 | MP2A | X | 0 | 5.25 |
| 53 | MP2A | Z | 6.966 | 5.25 |
| 54 | MP2A | Mx | .004 | 5.25 |
| 55 | MP2B | X | 0 | .75 |
| 56 | MP2B | Z | 3.461 | .75 |
| 57 | MP2B | Mx | -.002 | .75 |
| 58 | MP2B | X | 0 | 5.25 |
| 59 | MP2B | Z | 3.461 | 5.25 |
| 60 | MP2B | Mx | -.002 | 5.25 |
| 61 | MP2C | X | 0 | .75 |
| 62 | MP2C | Z | 3.989 | .75 |
| 63 | MP2C | Mx | .000564 | .75 |
| 64 | MP2C | X | 0 | 5.25 |
| 65 | MP2C | Z | 3.989 | 5.25 |
| 66 | MP2C | Mx | .000564 | 5.25 |
| 67 | MP2A | X | 0 | .75 |
| 68 | MP2A | Z | 6.966 | .75 |
| 69 | MP2A | Mx | -.004 | .75 |
| 70 | MP2A | X | 0 | 5.25 |
| 71 | MP2A | Z | 6.966 | 5.25 |
| 72 | MP2A | Mx | -.004 | 5.25 |
| 73 | MP2B | X | 0 | .75 |
| 74 | MP2B | Z | 3.461 | .75 |
| 75 | MP2B | Mx | -.000936 | .75 |
| 76 | MP2B | X | 0 | 5.25 |
| 77 | MP2B | Z | 3.461 | 5.25 |

Member Point Loads (BLC 33 : Antenna Wm (180 Deg)) (Continued)

| | Member Label | Direction | Magnitude[lb.k-ft] | Location[ft,%] |
|-----|--------------|-----------|--------------------|----------------|
| 78 | MP2B | Mx | -0.00936 | 5.25 |
| 79 | MP2C | X | 0 | .75 |
| 80 | MP2C | Z | 3.989 | .75 |
| 81 | MP2C | Mx | .003 | .75 |
| 82 | MP2C | X | 0 | 5.25 |
| 83 | MP2C | Z | 3.989 | 5.25 |
| 84 | MP2C | Mx | .003 | 5.25 |
| 85 | MP3B | X | 0 | .25 |
| 86 | MP3B | Z | 5.761 | .25 |
| 87 | MP3B | Mx | -.003 | .25 |
| 88 | MP3B | X | 0 | 4.75 |
| 89 | MP3B | Z | 5.761 | 4.75 |
| 90 | MP3B | Mx | -.003 | 4.75 |
| 91 | MP3C | X | 0 | .25 |
| 92 | MP3C | Z | 6.335 | .25 |
| 93 | MP3C | Mx | .003 | .25 |
| 94 | MP3C | X | 0 | 4.75 |
| 95 | MP3C | Z | 6.335 | 4.75 |
| 96 | MP3C | Mx | .003 | 4.75 |
| 97 | MP3A | X | 0 | .25 |
| 98 | MP3A | Z | 10.746 | .25 |
| 99 | MP3A | Mx | 0 | .25 |
| 100 | MP3A | X | 0 | 4.75 |
| 101 | MP3A | Z | 10.746 | 4.75 |
| 102 | MP3A | Mx | 0 | 4.75 |
| 103 | M57 | X | 0 | 1 |
| 104 | M57 | Z | 7.535 | 1 |
| 105 | M57 | Mx | 0 | 1 |

Member Point Loads (BLC 34 : Antenna Wm (210 Deg))

| | Member Label | Direction | Magnitude[lb.k-ft] | Location[ft,%] |
|----|--------------|-----------|--------------------|----------------|
| 1 | MP2C | X | -1.002 | 6 |
| 2 | MP2C | Z | 1.736 | 6 |
| 3 | MP2C | Mx | -.000501 | 6 |
| 4 | MP1A | X | -2.072 | .25 |
| 5 | MP1A | Z | 3.588 | .25 |
| 6 | MP1A | Mx | .001 | .25 |
| 7 | MP1A | X | -2.072 | 1.75 |
| 8 | MP1A | Z | 3.588 | 1.75 |
| 9 | MP1A | Mx | .001 | 1.75 |
| 10 | MP1B | X | -.902 | .25 |
| 11 | MP1B | Z | 1.563 | .25 |
| 12 | MP1B | Mx | -.000889 | .25 |
| 13 | MP1B | X | -.902 | 1.75 |
| 14 | MP1B | Z | 1.563 | 1.75 |
| 15 | MP1B | Mx | -.000889 | 1.75 |
| 16 | MP1C | X | -2.072 | .25 |
| 17 | MP1C | Z | 3.588 | .25 |
| 18 | MP1C | Mx | .001 | .25 |
| 19 | MP1C | X | -2.072 | 1.75 |
| 20 | MP1C | Z | 3.588 | 1.75 |
| 21 | MP1C | Mx | .001 | 1.75 |
| 22 | MP2A | X | -1.798 | 2.5 |
| 23 | MP2A | Z | 3.115 | 2.5 |
| 24 | MP2A | Mx | -.000899 | 2.5 |
| 25 | MP2B | X | -1.334 | 2.5 |
| 26 | MP2B | Z | 2.311 | 2.5 |
| 27 | MP2B | Mx | .001 | 2.5 |

Member Point Loads (BLC 34 : Antenna Wm (210 Deg)) (Continued)

| | Member Label | Direction | Magnitude[lb.k-ft] | Location[ft,%] |
|----|--------------|-----------|--------------------|----------------|
| 28 | MP2C | X | -1.798 | 2.5 |
| 29 | MP2C | Z | 3.115 | 2.5 |
| 30 | MP2C | Mx | -.000899 | 2.5 |
| 31 | MP3A | X | -1.738 | 2 |
| 32 | MP3A | Z | 3.011 | 2 |
| 33 | MP3A | Mx | -.000869 | 2 |
| 34 | MP3B | X | -1.101 | 2 |
| 35 | MP3B | Z | 1.907 | 2 |
| 36 | MP3B | Mx | .001 | 2 |
| 37 | MP3C | X | -1.738 | 2 |
| 38 | MP3C | Z | 3.011 | 2 |
| 39 | MP3C | Mx | -.000869 | 2 |
| 40 | MP5A | X | -1.699 | 4.5 |
| 41 | MP5A | Z | 2.942 | 4.5 |
| 42 | MP5A | Mx | .00085 | 4.5 |
| 43 | MP5B | X | -.984 | 4.5 |
| 44 | MP5B | Z | 1.705 | 4.5 |
| 45 | MP5B | Mx | -.000969 | 4.5 |
| 46 | MP5C | X | -1.699 | 4.5 |
| 47 | MP5C | Z | 2.942 | 4.5 |
| 48 | MP5C | Mx | .000849 | 4.5 |
| 49 | MP2A | X | -2.987 | .75 |
| 50 | MP2A | Z | 5.173 | .75 |
| 51 | MP2A | Mx | .005 | .75 |
| 52 | MP2A | X | -2.987 | 5.25 |
| 53 | MP2A | Z | 5.173 | 5.25 |
| 54 | MP2A | Mx | .005 | 5.25 |
| 55 | MP2B | X | -1.558 | .75 |
| 56 | MP2B | Z | 2.698 | .75 |
| 57 | MP2B | Mx | -.001 | .75 |
| 58 | MP2B | X | -1.558 | 5.25 |
| 59 | MP2B | Z | 2.698 | 5.25 |
| 60 | MP2B | Mx | -.001 | 5.25 |
| 61 | MP2C | X | -2.987 | .75 |
| 62 | MP2C | Z | 5.173 | .75 |
| 63 | MP2C | Mx | -.002 | .75 |
| 64 | MP2C | X | -2.987 | 5.25 |
| 65 | MP2C | Z | 5.173 | 5.25 |
| 66 | MP2C | Mx | -.002 | 5.25 |
| 67 | MP2A | X | -2.987 | .75 |
| 68 | MP2A | Z | 5.173 | .75 |
| 69 | MP2A | Mx | -.002 | .75 |
| 70 | MP2A | X | -2.987 | 5.25 |
| 71 | MP2A | Z | 5.173 | 5.25 |
| 72 | MP2A | Mx | -.002 | 5.25 |
| 73 | MP2B | X | -1.558 | .75 |
| 74 | MP2B | Z | 2.698 | .75 |
| 75 | MP2B | Mx | -.002 | .75 |
| 76 | MP2B | X | -1.558 | 5.25 |
| 77 | MP2B | Z | 2.698 | 5.25 |
| 78 | MP2B | Mx | -.002 | 5.25 |
| 79 | MP2C | X | -2.987 | .75 |
| 80 | MP2C | Z | 5.173 | .75 |
| 81 | MP2C | Mx | .005 | .75 |
| 82 | MP2C | X | -2.987 | 5.25 |
| 83 | MP2C | Z | 5.173 | 5.25 |
| 84 | MP2C | Mx | .005 | 5.25 |
| 85 | MP3B | X | -2.693 | .25 |
| 86 | MP3B | Z | 4.665 | .25 |

Member Point Loads (BLC 34 : Antenna Wm (210 Deg)) (Continued)

| | Member Label | Direction | Magnitude[lb.k-ft] | Location[ft,%] |
|-----|--------------|-----------|--------------------|----------------|
| 87 | MP3B | Mx | -.003 | .25 |
| 88 | MP3B | X | -2.693 | 4.75 |
| 89 | MP3B | Z | 4.665 | 4.75 |
| 90 | MP3B | Mx | -.003 | 4.75 |
| 91 | MP3C | X | -4.246 | .25 |
| 92 | MP3C | Z | 7.354 | .25 |
| 93 | MP3C | Mx | .002 | .25 |
| 94 | MP3C | X | -4.246 | 4.75 |
| 95 | MP3C | Z | 7.354 | 4.75 |
| 96 | MP3C | Mx | .002 | 4.75 |
| 97 | MP3A | X | -4.818 | .25 |
| 98 | MP3A | Z | 8.345 | .25 |
| 99 | MP3A | Mx | .002 | .25 |
| 100 | MP3A | X | -4.818 | 4.75 |
| 101 | MP3A | Z | 8.345 | 4.75 |
| 102 | MP3A | Mx | .002 | 4.75 |
| 103 | M57 | X | -3.287 | 1 |
| 104 | M57 | Z | 5.693 | 1 |
| 105 | M57 | Mx | 0 | 1 |

Member Point Loads (BLC 35 : Antenna Wm (240 Deg))

| | Member Label | Direction | Magnitude[lb.k-ft] | Location[ft,%] |
|----|--------------|-----------|--------------------|----------------|
| 1 | MP2C | X | -2.102 | 6 |
| 2 | MP2C | Z | 1.214 | 6 |
| 3 | MP2C | Mx | 0 | 6 |
| 4 | MP1A | X | -2.182 | .25 |
| 5 | MP1A | Z | 1.259 | .25 |
| 6 | MP1A | Mx | .001 | .25 |
| 7 | MP1A | X | -2.182 | 1.75 |
| 8 | MP1A | Z | 1.259 | 1.75 |
| 9 | MP1A | Mx | .001 | 1.75 |
| 10 | MP1B | X | -2.641 | .25 |
| 11 | MP1B | Z | 1.525 | .25 |
| 12 | MP1B | Mx | -.001 | .25 |
| 13 | MP1B | X | -2.641 | 1.75 |
| 14 | MP1B | Z | 1.525 | 1.75 |
| 15 | MP1B | Mx | -.001 | 1.75 |
| 16 | MP1C | X | -4.292 | .25 |
| 17 | MP1C | Z | 2.478 | .25 |
| 18 | MP1C | Mx | 0 | .25 |
| 19 | MP1C | X | -4.292 | 1.75 |
| 20 | MP1C | Z | 2.478 | 1.75 |
| 21 | MP1C | Mx | 0 | 1.75 |
| 22 | MP2A | X | -2.556 | 2.5 |
| 23 | MP2A | Z | 1.476 | 2.5 |
| 24 | MP2A | Mx | -.001 | 2.5 |
| 25 | MP2B | X | -2.739 | 2.5 |
| 26 | MP2B | Z | 1.581 | 2.5 |
| 27 | MP2B | Mx | .001 | 2.5 |
| 28 | MP2C | X | -3.394 | 2.5 |
| 29 | MP2C | Z | 1.96 | 2.5 |
| 30 | MP2C | Mx | 0 | 2.5 |
| 31 | MP3A | X | -2.244 | 2 |
| 32 | MP3A | Z | 1.296 | 2 |
| 33 | MP3A | Mx | -.001 | 2 |
| 34 | MP3B | X | -2.495 | 2 |
| 35 | MP3B | Z | 1.44 | 2 |
| 36 | MP3B | Mx | .001 | 2 |

Member Point Loads (BLC 35 : Antenna Wm (240 Deg)) (Continued)

| | Member Label | Direction | Magnitude[lb.k-ft] | Location[ft,%] |
|----|--------------|-----------|--------------------|----------------|
| 37 | MP3C | X | -3.394 | 2 |
| 38 | MP3C | Z | 1.96 | 2 |
| 39 | MP3C | Mx | 0 | 2 |
| 40 | MP5A | X | -2.083 | 4.5 |
| 41 | MP5A | Z | 1.202 | 4.5 |
| 42 | MP5A | Mx | .001 | 4.5 |
| 43 | MP5B | X | -2.363 | 4.5 |
| 44 | MP5B | Z | 1.364 | 4.5 |
| 45 | MP5B | Mx | -.001 | 4.5 |
| 46 | MP5C | X | -3.372 | 4.5 |
| 47 | MP5C | Z | 1.947 | 4.5 |
| 48 | MP5C | Mx | 0 | 4.5 |
| 49 | MP2A | X | -3.454 | .75 |
| 50 | MP2A | Z | 1.994 | .75 |
| 51 | MP2A | Mx | .003 | .75 |
| 52 | MP2A | X | -3.454 | 5.25 |
| 53 | MP2A | Z | 1.994 | 5.25 |
| 54 | MP2A | Mx | .003 | 5.25 |
| 55 | MP2B | X | -4.015 | .75 |
| 56 | MP2B | Z | 2.318 | .75 |
| 57 | MP2B | Mx | -3.7e-5 | .75 |
| 58 | MP2B | X | -4.015 | 5.25 |
| 59 | MP2B | Z | 2.318 | 5.25 |
| 60 | MP2B | Mx | -3.7e-5 | 5.25 |
| 61 | MP2C | X | -6.033 | .75 |
| 62 | MP2C | Z | 3.483 | .75 |
| 63 | MP2C | Mx | -.004 | .75 |
| 64 | MP2C | X | -6.033 | 5.25 |
| 65 | MP2C | Z | 3.483 | 5.25 |
| 66 | MP2C | Mx | -.004 | 5.25 |
| 67 | MP2A | X | -3.454 | .75 |
| 68 | MP2A | Z | 1.994 | .75 |
| 69 | MP2A | Mx | .000564 | .75 |
| 70 | MP2A | X | -3.454 | 5.25 |
| 71 | MP2A | Z | 1.994 | 5.25 |
| 72 | MP2A | Mx | .000564 | 5.25 |
| 73 | MP2B | X | -4.015 | .75 |
| 74 | MP2B | Z | 2.318 | .75 |
| 75 | MP2B | Mx | -.004 | .75 |
| 76 | MP2B | X | -4.015 | 5.25 |
| 77 | MP2B | Z | 2.318 | 5.25 |
| 78 | MP2B | Mx | -.004 | 5.25 |
| 79 | MP2C | X | -6.033 | .75 |
| 80 | MP2C | Z | 3.483 | .75 |
| 81 | MP2C | Mx | .004 | .75 |
| 82 | MP2C | X | -6.033 | 5.25 |
| 83 | MP2C | Z | 3.483 | 5.25 |
| 84 | MP2C | Mx | .004 | 5.25 |
| 85 | MP3B | X | -6.096 | .25 |
| 86 | MP3B | Z | 3.52 | .25 |
| 87 | MP3B | Mx | -.003 | .25 |
| 88 | MP3B | X | -6.096 | 4.75 |
| 89 | MP3B | Z | 3.52 | 4.75 |
| 90 | MP3B | Mx | -.003 | 4.75 |
| 91 | MP3C | X | -8.288 | .25 |
| 92 | MP3C | Z | 4.785 | .25 |
| 93 | MP3C | Mx | 0 | .25 |
| 94 | MP3C | X | -8.288 | 4.75 |
| 95 | MP3C | Z | 4.785 | 4.75 |

Member Point Loads (BLC 35 : Antenna Wm (240 Deg)) (Continued)

| | Member Label | Direction | Magnitude[lb.k-ft] | Location[ft.%] |
|-----|--------------|-----------|--------------------|----------------|
| 96 | MP3C | Mx | 0 | 4.75 |
| 97 | MP3A | X | -6.424 | .25 |
| 98 | MP3A | Z | 3.709 | .25 |
| 99 | MP3A | Mx | .003 | .25 |
| 100 | MP3A | X | -6.424 | 4.75 |
| 101 | MP3A | Z | 3.709 | 4.75 |
| 102 | MP3A | Mx | .003 | 4.75 |
| 103 | M57 | X | -5.277 | 1 |
| 104 | M57 | Z | 3.047 | 1 |
| 105 | M57 | Mx | 0 | 1 |

Member Point Loads (BLC 36 : Antenna Wm (270 Deg))

| | Member Label | Direction | Magnitude[lb.k-ft] | Location[ft.%] |
|----|--------------|-----------|--------------------|----------------|
| 1 | MP2C | X | -2.005 | 6 |
| 2 | MP2C | Z | 0 | 6 |
| 3 | MP2C | Mx | .000501 | 6 |
| 4 | MP1A | X | -1.707 | .25 |
| 5 | MP1A | Z | 0 | .25 |
| 6 | MP1A | Mx | .000854 | .25 |
| 7 | MP1A | X | -1.707 | 1.75 |
| 8 | MP1A | Z | 0 | 1.75 |
| 9 | MP1A | Mx | .000854 | 1.75 |
| 10 | MP1B | X | -4.576 | .25 |
| 11 | MP1B | Z | 0 | .25 |
| 12 | MP1B | Mx | -.000783 | .25 |
| 13 | MP1B | X | -4.576 | 1.75 |
| 14 | MP1B | Z | 0 | 1.75 |
| 15 | MP1B | Mx | -.000783 | 1.75 |
| 16 | MP1C | X | -4.144 | .25 |
| 17 | MP1C | Z | 0 | .25 |
| 18 | MP1C | Mx | -.001 | .25 |
| 19 | MP1C | X | -4.144 | 1.75 |
| 20 | MP1C | Z | 0 | 1.75 |
| 21 | MP1C | Mx | -.001 | 1.75 |
| 22 | MP2A | X | -2.63 | 2.5 |
| 23 | MP2A | Z | 0 | 2.5 |
| 24 | MP2A | Mx | -.001 | 2.5 |
| 25 | MP2B | X | -3.768 | 2.5 |
| 26 | MP2B | Z | 0 | 2.5 |
| 27 | MP2B | Mx | .000644 | 2.5 |
| 28 | MP2C | X | -3.597 | 2.5 |
| 29 | MP2C | Z | 0 | 2.5 |
| 30 | MP2C | Mx | .000899 | 2.5 |
| 31 | MP3A | X | -2.149 | 2 |
| 32 | MP3A | Z | 0 | 2 |
| 33 | MP3A | Mx | -.001 | 2 |
| 34 | MP3B | X | -3.712 | 2 |
| 35 | MP3B | Z | 0 | 2 |
| 36 | MP3B | Mx | .000635 | 2 |
| 37 | MP3C | X | -3.477 | 2 |
| 38 | MP3C | Z | 0 | 2 |
| 39 | MP3C | Mx | .000869 | 2 |
| 40 | MP5A | X | -1.908 | 4.5 |
| 41 | MP5A | Z | 0 | 4.5 |
| 42 | MP5A | Mx | .000954 | 4.5 |
| 43 | MP5B | X | -3.662 | 4.5 |
| 44 | MP5B | Z | 0 | 4.5 |
| 45 | MP5B | Mx | -.000626 | 4.5 |

Member Point Loads (BLC 36 : Antenna Wm (270 Deg)) (Continued)

| | Member Label | Direction | Magnitude[lb.k-ft] | Location[ft,%] |
|-----|--------------|-----------|--------------------|----------------|
| 46 | MP5C | X | -3.397 | 4.5 |
| 47 | MP5C | Z | 0 | 4.5 |
| 48 | MP5C | Mx | -.000849 | 4.5 |
| 49 | MP2A | X | -2.996 | .75 |
| 50 | MP2A | Z | 0 | .75 |
| 51 | MP2A | Mx | .001 | .75 |
| 52 | MP2A | X | -2.996 | 5.25 |
| 53 | MP2A | Z | 0 | 5.25 |
| 54 | MP2A | Mx | .001 | 5.25 |
| 55 | MP2B | X | -6.502 | .75 |
| 56 | MP2B | Z | 0 | .75 |
| 57 | MP2B | Mx | .002 | .75 |
| 58 | MP2B | X | -6.502 | 5.25 |
| 59 | MP2B | Z | 0 | 5.25 |
| 60 | MP2B | Mx | .002 | 5.25 |
| 61 | MP2C | X | -5.974 | .75 |
| 62 | MP2C | Z | 0 | .75 |
| 63 | MP2C | Mx | -.005 | .75 |
| 64 | MP2C | X | -5.974 | 5.25 |
| 65 | MP2C | Z | 0 | 5.25 |
| 66 | MP2C | Mx | -.005 | 5.25 |
| 67 | MP2A | X | -2.996 | .75 |
| 68 | MP2A | Z | 0 | .75 |
| 69 | MP2A | Mx | .001 | .75 |
| 70 | MP2A | X | -2.996 | 5.25 |
| 71 | MP2A | Z | 0 | 5.25 |
| 72 | MP2A | Mx | .001 | 5.25 |
| 73 | MP2B | X | -6.502 | .75 |
| 74 | MP2B | Z | 0 | .75 |
| 75 | MP2B | Mx | -.005 | .75 |
| 76 | MP2B | X | -6.502 | 5.25 |
| 77 | MP2B | Z | 0 | 5.25 |
| 78 | MP2B | Mx | -.005 | 5.25 |
| 79 | MP2C | X | -5.974 | .75 |
| 80 | MP2C | Z | 0 | .75 |
| 81 | MP2C | Mx | .002 | .75 |
| 82 | MP2C | X | -5.974 | 5.25 |
| 83 | MP2C | Z | 0 | 5.25 |
| 84 | MP2C | Mx | .002 | 5.25 |
| 85 | MP3B | X | -9.066 | .25 |
| 86 | MP3B | Z | 0 | .25 |
| 87 | MP3B | Mx | -.002 | .25 |
| 88 | MP3B | X | -9.066 | 4.75 |
| 89 | MP3B | Z | 0 | 4.75 |
| 90 | MP3B | Mx | -.002 | 4.75 |
| 91 | MP3C | X | -8.492 | .25 |
| 92 | MP3C | Z | 0 | .25 |
| 93 | MP3C | Mx | -.002 | .25 |
| 94 | MP3C | X | -8.492 | 4.75 |
| 95 | MP3C | Z | 0 | 4.75 |
| 96 | MP3C | Mx | -.002 | 4.75 |
| 97 | MP3A | X | -6.308 | .25 |
| 98 | MP3A | Z | 0 | .25 |
| 99 | MP3A | Mx | .003 | .25 |
| 100 | MP3A | X | -6.308 | 4.75 |
| 101 | MP3A | Z | 0 | 4.75 |
| 102 | MP3A | Mx | .003 | 4.75 |
| 103 | M57 | X | -6.574 | 1 |
| 104 | M57 | Z | 0 | 1 |

Member Point Loads (BLC 36 : Antenna Wm (270 Deg)) (Continued)

| | Member Label | Direction | Magnitude[lb.k-ft] | Location[ft.%] |
|-----|--------------|-----------|--------------------|----------------|
| 105 | M57 | Mx | 0 | 1 |

Member Point Loads (BLC 37 : Antenna Wm (300 Deg))

| | Member Label | Direction | Magnitude[lb.k-ft] | Location[ft.%] |
|----|--------------|-----------|--------------------|----------------|
| 1 | MP2C | X | -1.004 | 6 |
| 2 | MP2C | Z | -.579 | 6 |
| 3 | MP2C | Mx | .000502 | 6 |
| 4 | MP1A | X | -2.182 | .25 |
| 5 | MP1A | Z | -1.259 | .25 |
| 6 | MP1A | Mx | .001 | .25 |
| 7 | MP1A | X | -2.182 | 1.75 |
| 8 | MP1A | Z | -1.259 | 1.75 |
| 9 | MP1A | Mx | .001 | 1.75 |
| 10 | MP1B | X | -4.207 | .25 |
| 11 | MP1B | Z | -2.429 | .25 |
| 12 | MP1B | Mx | .000422 | .25 |
| 13 | MP1B | X | -4.207 | 1.75 |
| 14 | MP1B | Z | -2.429 | 1.75 |
| 15 | MP1B | Mx | .000422 | 1.75 |
| 16 | MP1C | X | -2.182 | .25 |
| 17 | MP1C | Z | -1.259 | .25 |
| 18 | MP1C | Mx | -.001 | .25 |
| 19 | MP1C | X | -2.182 | 1.75 |
| 20 | MP1C | Z | -1.259 | 1.75 |
| 21 | MP1C | Mx | -.001 | 1.75 |
| 22 | MP2A | X | -2.556 | 2.5 |
| 23 | MP2A | Z | -1.476 | 2.5 |
| 24 | MP2A | Mx | -.001 | 2.5 |
| 25 | MP2B | X | -3.36 | 2.5 |
| 26 | MP2B | Z | -1.94 | 2.5 |
| 27 | MP2B | Mx | -.000337 | 2.5 |
| 28 | MP2C | X | -2.556 | 2.5 |
| 29 | MP2C | Z | -1.476 | 2.5 |
| 30 | MP2C | Mx | .001 | 2.5 |
| 31 | MP3A | X | -2.244 | 2 |
| 32 | MP3A | Z | -1.296 | 2 |
| 33 | MP3A | Mx | -.001 | 2 |
| 34 | MP3B | X | -3.348 | 2 |
| 35 | MP3B | Z | -1.933 | 2 |
| 36 | MP3B | Mx | -.000336 | 2 |
| 37 | MP3C | X | -2.244 | 2 |
| 38 | MP3C | Z | -1.296 | 2 |
| 39 | MP3C | Mx | .001 | 2 |
| 40 | MP5A | X | -2.083 | 4.5 |
| 41 | MP5A | Z | -1.202 | 4.5 |
| 42 | MP5A | Mx | .001 | 4.5 |
| 43 | MP5B | X | -3.32 | 4.5 |
| 44 | MP5B | Z | -1.917 | 4.5 |
| 45 | MP5B | Mx | .000333 | 4.5 |
| 46 | MP5C | X | -2.083 | 4.5 |
| 47 | MP5C | Z | -1.202 | 4.5 |
| 48 | MP5C | Mx | -.001 | 4.5 |
| 49 | MP2A | X | -3.454 | .75 |
| 50 | MP2A | Z | -1.994 | .75 |
| 51 | MP2A | Mx | .000564 | .75 |
| 52 | MP2A | X | -3.454 | 5.25 |
| 53 | MP2A | Z | -1.994 | 5.25 |
| 54 | MP2A | Mx | .000564 | 5.25 |

Member Point Loads (BLC 37 : Antenna Wm (300 Deg)) (Continued)

| | Member Label | Direction | Magnitude[lb.k-ft] | Location[ft,%] |
|-----|--------------|-----------|--------------------|----------------|
| 55 | MP2B | X | -5.929 | .75 |
| 56 | MP2B | Z | -3.423 | .75 |
| 57 | MP2B | Mx | .005 | .75 |
| 58 | MP2B | X | -5.929 | 5.25 |
| 59 | MP2B | Z | -3.423 | 5.25 |
| 60 | MP2B | Mx | .005 | 5.25 |
| 61 | MP2C | X | -3.454 | .75 |
| 62 | MP2C | Z | -1.994 | .75 |
| 63 | MP2C | Mx | -.003 | .75 |
| 64 | MP2C | X | -3.454 | 5.25 |
| 65 | MP2C | Z | -1.994 | 5.25 |
| 66 | MP2C | Mx | -.003 | 5.25 |
| 67 | MP2A | X | -3.454 | .75 |
| 68 | MP2A | Z | -1.994 | .75 |
| 69 | MP2A | Mx | .003 | .75 |
| 70 | MP2A | X | -3.454 | 5.25 |
| 71 | MP2A | Z | -1.994 | 5.25 |
| 72 | MP2A | Mx | .003 | 5.25 |
| 73 | MP2B | X | -5.929 | .75 |
| 74 | MP2B | Z | -3.423 | .75 |
| 75 | MP2B | Mx | -.003 | .75 |
| 76 | MP2B | X | -5.929 | 5.25 |
| 77 | MP2B | Z | -3.423 | 5.25 |
| 78 | MP2B | Mx | -.003 | 5.25 |
| 79 | MP2C | X | -3.454 | .75 |
| 80 | MP2C | Z | -1.994 | .75 |
| 81 | MP2C | Mx | -.000564 | .75 |
| 82 | MP2C | X | -3.454 | 5.25 |
| 83 | MP2C | Z | -1.994 | 5.25 |
| 84 | MP2C | Mx | -.000564 | 5.25 |
| 85 | MP3B | X | -8.175 | .25 |
| 86 | MP3B | Z | -4.72 | .25 |
| 87 | MP3B | Mx | .00082 | .25 |
| 88 | MP3B | X | -8.175 | 4.75 |
| 89 | MP3B | Z | -4.72 | 4.75 |
| 90 | MP3B | Mx | .00082 | 4.75 |
| 91 | MP3C | X | -5.486 | .25 |
| 92 | MP3C | Z | -3.168 | .25 |
| 93 | MP3C | Mx | -.003 | .25 |
| 94 | MP3C | X | -5.486 | 4.75 |
| 95 | MP3C | Z | -3.168 | 4.75 |
| 96 | MP3C | Mx | -.003 | 4.75 |
| 97 | MP3A | X | -6.424 | .25 |
| 98 | MP3A | Z | -3.709 | .25 |
| 99 | MP3A | Mx | .003 | .25 |
| 100 | MP3A | X | -6.424 | 4.75 |
| 101 | MP3A | Z | -3.709 | 4.75 |
| 102 | MP3A | Mx | .003 | 4.75 |
| 103 | M57 | X | -6.525 | 1 |
| 104 | M57 | Z | -3.767 | 1 |
| 105 | M57 | Mx | 0 | 1 |

Member Point Loads (BLC 38 : Antenna Wm (330 Deg))

| | Member Label | Direction | Magnitude[lb.k-ft] | Location[ft,%] |
|---|--------------|-----------|--------------------|----------------|
| 1 | MP2C | X | -.368 | 6 |
| 2 | MP2C | Z | -.638 | 6 |
| 3 | MP2C | Mx | .000368 | 6 |
| 4 | MP1A | X | -2.072 | .25 |

Member Point Loads (BLC 38 : Antenna Wm (330 Deg)) (Continued)

| | Member Label | Direction | Magnitude[lb.k-ft] | Location[ft,%] |
|----|--------------|-----------|--------------------|----------------|
| 5 | MP1A | Z | -3.588 | .25 |
| 6 | MP1A | Mx | .001 | .25 |
| 7 | MP1A | X | -2.072 | 1.75 |
| 8 | MP1A | Z | -3.588 | 1.75 |
| 9 | MP1A | Mx | .001 | 1.75 |
| 10 | MP1B | X | -1.807 | .25 |
| 11 | MP1B | Z | -3.129 | .25 |
| 12 | MP1B | Mx | .001 | .25 |
| 13 | MP1B | X | -1.807 | 1.75 |
| 14 | MP1B | Z | -3.129 | 1.75 |
| 15 | MP1B | Mx | .001 | 1.75 |
| 16 | MP1C | X | -.853 | .25 |
| 17 | MP1C | Z | -1.478 | .25 |
| 18 | MP1C | Mx | -.000853 | .25 |
| 19 | MP1C | X | -.853 | 1.75 |
| 20 | MP1C | Z | -1.478 | 1.75 |
| 21 | MP1C | Mx | -.000853 | 1.75 |
| 22 | MP2A | X | -1.798 | 2.5 |
| 23 | MP2A | Z | -3.115 | 2.5 |
| 24 | MP2A | Mx | -.000899 | 2.5 |
| 25 | MP2B | X | -1.693 | 2.5 |
| 26 | MP2B | Z | -2.933 | 2.5 |
| 27 | MP2B | Mx | -.001 | 2.5 |
| 28 | MP2C | X | -1.315 | 2.5 |
| 29 | MP2C | Z | -2.277 | 2.5 |
| 30 | MP2C | Mx | .001 | 2.5 |
| 31 | MP3A | X | -1.738 | 2 |
| 32 | MP3A | Z | -3.011 | 2 |
| 33 | MP3A | Mx | -.000869 | 2 |
| 34 | MP3B | X | -1.594 | 2 |
| 35 | MP3B | Z | -2.761 | 2 |
| 36 | MP3B | Mx | -.001 | 2 |
| 37 | MP3C | X | -1.075 | 2 |
| 38 | MP3C | Z | -1.861 | 2 |
| 39 | MP3C | Mx | .001 | 2 |
| 40 | MP5A | X | -1.699 | 4.5 |
| 41 | MP5A | Z | -2.942 | 4.5 |
| 42 | MP5A | Mx | .00085 | 4.5 |
| 43 | MP5B | X | -1.537 | 4.5 |
| 44 | MP5B | Z | -2.662 | 4.5 |
| 45 | MP5B | Mx | .000988 | 4.5 |
| 46 | MP5C | X | -.954 | 4.5 |
| 47 | MP5C | Z | -1.653 | 4.5 |
| 48 | MP5C | Mx | -.000954 | 4.5 |
| 49 | MP2A | X | -2.987 | .75 |
| 50 | MP2A | Z | -5.173 | .75 |
| 51 | MP2A | Mx | -.002 | .75 |
| 52 | MP2A | X | -2.987 | 5.25 |
| 53 | MP2A | Z | -5.173 | 5.25 |
| 54 | MP2A | Mx | -.002 | 5.25 |
| 55 | MP2B | X | -2.663 | .75 |
| 56 | MP2B | Z | -4.612 | .75 |
| 57 | MP2B | Mx | .004 | .75 |
| 58 | MP2B | X | -2.663 | 5.25 |
| 59 | MP2B | Z | -4.612 | 5.25 |
| 60 | MP2B | Mx | .004 | 5.25 |
| 61 | MP2C | X | -1.498 | .75 |
| 62 | MP2C | Z | -2.595 | .75 |
| 63 | MP2C | Mx | -.001 | .75 |

Member Point Loads (BLC 38 : Antenna Wm (330 Deg)) (Continued)

| | Member Label | Direction | Magnitude[lb.k-ft] | Location[ft,%] |
|-----|--------------|-----------|--------------------|----------------|
| 64 | MP2C | X | -1.498 | 5.25 |
| 65 | MP2C | Z | -2.595 | 5.25 |
| 66 | MP2C | Mx | -.001 | 5.25 |
| 67 | MP2A | X | -2.987 | .75 |
| 68 | MP2A | Z | -5.173 | .75 |
| 69 | MP2A | Mx | .005 | .75 |
| 70 | MP2A | X | -2.987 | 5.25 |
| 71 | MP2A | Z | -5.173 | 5.25 |
| 72 | MP2A | Mx | .005 | 5.25 |
| 73 | MP2B | X | -2.663 | .75 |
| 74 | MP2B | Z | -4.612 | .75 |
| 75 | MP2B | Mx | -.000668 | .75 |
| 76 | MP2B | X | -2.663 | 5.25 |
| 77 | MP2B | Z | -4.612 | 5.25 |
| 78 | MP2B | Mx | -.000668 | 5.25 |
| 79 | MP2C | X | -1.498 | .75 |
| 80 | MP2C | Z | -2.595 | .75 |
| 81 | MP2C | Mx | -.001 | .75 |
| 82 | MP2C | X | -1.498 | 5.25 |
| 83 | MP2C | Z | -2.595 | 5.25 |
| 84 | MP2C | Mx | -.001 | 5.25 |
| 85 | MP3B | X | -3.894 | .25 |
| 86 | MP3B | Z | -6.745 | .25 |
| 87 | MP3B | Mx | .003 | .25 |
| 88 | MP3B | X | -3.894 | 4.75 |
| 89 | MP3B | Z | -6.745 | 4.75 |
| 90 | MP3B | Mx | .003 | 4.75 |
| 91 | MP3C | X | -2.628 | .25 |
| 92 | MP3C | Z | -4.553 | .25 |
| 93 | MP3C | Mx | -.003 | .25 |
| 94 | MP3C | X | -2.628 | 4.75 |
| 95 | MP3C | Z | -4.553 | 4.75 |
| 96 | MP3C | Mx | -.003 | 4.75 |
| 97 | MP3A | X | -4.818 | .25 |
| 98 | MP3A | Z | -8.345 | .25 |
| 99 | MP3A | Mx | .002 | .25 |
| 100 | MP3A | X | -4.818 | 4.75 |
| 101 | MP3A | Z | -8.345 | 4.75 |
| 102 | MP3A | Mx | .002 | 4.75 |
| 103 | M57 | X | -4.008 | 1 |
| 104 | M57 | Z | -6.941 | 1 |
| 105 | M57 | Mx | 0 | 1 |

Member Point Loads (BLC 77 : Lm1)

| | Member Label | Direction | Magnitude[lb.k-ft] | Location[ft,%] |
|---|--------------|-----------|--------------------|----------------|
| 1 | M28 | Y | -500 | %100 |

Member Point Loads (BLC 78 : Lm2)

| | Member Label | Direction | Magnitude[lb.k-ft] | Location[ft,%] |
|---|--------------|-----------|--------------------|----------------|
| 1 | M30 | Y | -500 | %100 |

Member Point Loads (BLC 79 : Lv1)

| | Member Label | Direction | Magnitude[lb.k-ft] | Location[ft,%] |
|---|--------------|-----------|--------------------|----------------|
| 1 | M7 | Y | -250 | %50 |

Member Point Loads (BLC 80 : Lv2)

| | Member Label | Direction | Magnitude[lb.k-ft] | Location[ft,%] |
|--|--------------|-----------|--------------------|----------------|
|--|--------------|-----------|--------------------|----------------|

Member Point Loads (BLC 80 : Lv2) (Continued)

| | Member Label | Direction | Magnitude[lb.k-ft] | Location[ft,%] |
|---|--------------|-----------|--------------------|----------------|
| 1 | M7 | Y | -250 | %100 |

Member Point Loads (BLC 81 : Antenna Ev)

| | Member Label | Direction | Magnitude[lb.k-ft] | Location[ft,%] |
|----|--------------|-----------|--------------------|----------------|
| 1 | MP2C | Y | -.721 | 6 |
| 2 | MP2C | My | -.00018 | 6 |
| 3 | MP2C | Mz | -.000312 | 6 |
| 4 | MP1A | Y | -1.784 | .25 |
| 5 | MP1A | My | -.000892 | .25 |
| 6 | MP1A | Mz | 0 | .25 |
| 7 | MP1A | Y | -1.784 | 1.75 |
| 8 | MP1A | My | -.000892 | 1.75 |
| 9 | MP1A | Mz | 0 | 1.75 |
| 10 | MP1B | Y | -1.784 | .25 |
| 11 | MP1B | My | .000305 | .25 |
| 12 | MP1B | Mz | -.000838 | .25 |
| 13 | MP1B | Y | -1.784 | 1.75 |
| 14 | MP1B | My | .000305 | 1.75 |
| 15 | MP1B | Mz | -.000838 | 1.75 |
| 16 | MP1C | Y | -1.784 | .25 |
| 17 | MP1C | My | .000446 | .25 |
| 18 | MP1C | Mz | .000772 | .25 |
| 19 | MP1C | Y | -1.784 | 1.75 |
| 20 | MP1C | My | .000446 | 1.75 |
| 21 | MP1C | Mz | .000772 | 1.75 |
| 22 | MP2A | Y | -3.457 | 2.5 |
| 23 | MP2A | My | .002 | 2.5 |
| 24 | MP2A | Mz | 0 | 2.5 |
| 25 | MP2B | Y | -3.457 | 2.5 |
| 26 | MP2B | My | -.000591 | 2.5 |
| 27 | MP2B | Mz | .002 | 2.5 |
| 28 | MP2C | Y | -3.457 | 2.5 |
| 29 | MP2C | My | -.000864 | 2.5 |
| 30 | MP2C | Mz | -.001 | 2.5 |
| 31 | MP3A | Y | -2.879 | 2 |
| 32 | MP3A | My | .001 | 2 |
| 33 | MP3A | Mz | 0 | 2 |
| 34 | MP3B | Y | -2.879 | 2 |
| 35 | MP3B | My | -.000492 | 2 |
| 36 | MP3B | Mz | .001 | 2 |
| 37 | MP3C | Y | -2.879 | 2 |
| 38 | MP3C | My | -.00072 | 2 |
| 39 | MP3C | Mz | -.001 | 2 |
| 40 | MP5A | Y | -.946 | 4.5 |
| 41 | MP5A | My | -.000473 | 4.5 |
| 42 | MP5A | Mz | 0 | 4.5 |
| 43 | MP5B | Y | -.946 | 4.5 |
| 44 | MP5B | My | .000162 | 4.5 |
| 45 | MP5B | Mz | -.000445 | 4.5 |
| 46 | MP5C | Y | -.946 | 4.5 |
| 47 | MP5C | My | .000237 | 4.5 |
| 48 | MP5C | Mz | .00041 | 4.5 |
| 49 | MP2A | Y | -.819 | .75 |
| 50 | MP2A | My | -.00041 | .75 |
| 51 | MP2A | Mz | .000478 | .75 |
| 52 | MP2A | Y | -.819 | 5.25 |
| 53 | MP2A | My | -.00041 | 5.25 |
| 54 | MP2A | Mz | .000478 | 5.25 |

Member Point Loads (BLC 81 : Antenna Ev) (Continued)

| | Member Label | Direction | Magnitude[lb.k-ft] | Location[ft,%] |
|-----|--------------|-----------|--------------------|----------------|
| 55 | MP2B | Y | - .819 | .75 |
| 56 | MP2B | My | -.000309 | .75 |
| 57 | MP2B | Mz | -.000548 | .75 |
| 58 | MP2B | Y | - .819 | 5.25 |
| 59 | MP2B | My | -.000309 | 5.25 |
| 60 | MP2B | Mz | -.000548 | 5.25 |
| 61 | MP2C | Y | - .819 | .75 |
| 62 | MP2C | My | .000619 | .75 |
| 63 | MP2C | Mz | .000116 | .75 |
| 64 | MP2C | Y | - .819 | 5.25 |
| 65 | MP2C | My | .000619 | 5.25 |
| 66 | MP2C | Mz | .000116 | 5.25 |
| 67 | MP2A | Y | - .819 | .75 |
| 68 | MP2A | My | -.00041 | .75 |
| 69 | MP2A | Mz | -.000478 | .75 |
| 70 | MP2A | Y | - .819 | 5.25 |
| 71 | MP2A | My | -.00041 | 5.25 |
| 72 | MP2A | Mz | -.000478 | 5.25 |
| 73 | MP2B | Y | - .819 | .75 |
| 74 | MP2B | My | .000589 | .75 |
| 75 | MP2B | Mz | -.000221 | .75 |
| 76 | MP2B | Y | - .819 | 5.25 |
| 77 | MP2B | My | .000589 | 5.25 |
| 78 | MP2B | Mz | -.000221 | 5.25 |
| 79 | MP2C | Y | - .819 | .75 |
| 80 | MP2C | My | -.000209 | .75 |
| 81 | MP2C | Mz | .000594 | .75 |
| 82 | MP2C | Y | - .819 | 5.25 |
| 83 | MP2C | My | -.000209 | 5.25 |
| 84 | MP2C | Mz | .000594 | 5.25 |
| 85 | MP3B | Y | -.348 | .25 |
| 86 | MP3B | My | 6e-5 | .25 |
| 87 | MP3B | Mz | -.000164 | .25 |
| 88 | MP3B | Y | -.348 | 4.75 |
| 89 | MP3B | My | 6e-5 | 4.75 |
| 90 | MP3B | Mz | -.000164 | 4.75 |
| 91 | MP3C | Y | -.348 | .25 |
| 92 | MP3C | My | 8.7e-5 | .25 |
| 93 | MP3C | Mz | .000151 | .25 |
| 94 | MP3C | Y | -.348 | 4.75 |
| 95 | MP3C | My | 8.7e-5 | 4.75 |
| 96 | MP3C | Mz | .000151 | 4.75 |
| 97 | MP3A | Y | -1.159 | .25 |
| 98 | MP3A | My | -.00058 | .25 |
| 99 | MP3A | Mz | 0 | .25 |
| 100 | MP3A | Y | -1.159 | 4.75 |
| 101 | MP3A | My | -.00058 | 4.75 |
| 102 | MP3A | Mz | 0 | 4.75 |
| 103 | M57 | Y | -1.311 | 1 |
| 104 | M57 | My | 0 | 1 |
| 105 | M57 | Mz | 0 | 1 |

Member Point Loads (BLC 82 : Antenna Eh (0 Deg))

| | Member Label | Direction | Magnitude[lb.k-ft] | Location[ft,%] |
|---|--------------|-----------|--------------------|----------------|
| 1 | MP2C | Z | -1.802 | 6 |
| 2 | MP2C | Mx | .00078 | 6 |
| 3 | MP1A | Z | -4.46 | .25 |
| 4 | MP1A | Mx | 0 | .25 |

Member Point Loads (BLC 82 : Antenna Eh (0 Deg)) (Continued)

| | Member Label | Direction | Magnitude[lb.k-ft] | Location[ft,%] |
|----|--------------|-----------|--------------------|----------------|
| 5 | MP1A | Z | -4.46 | 1.75 |
| 6 | MP1A | Mx | 0 | 1.75 |
| 7 | MP1B | Z | -4.46 | .25 |
| 8 | MP1B | Mx | .002 | .25 |
| 9 | MP1B | Z | -4.46 | 1.75 |
| 10 | MP1B | Mx | .002 | 1.75 |
| 11 | MP1C | Z | -4.46 | .25 |
| 12 | MP1C | Mx | -.002 | .25 |
| 13 | MP1C | Z | -4.46 | 1.75 |
| 14 | MP1C | Mx | -.002 | 1.75 |
| 15 | MP2A | Z | -8.643 | 2.5 |
| 16 | MP2A | Mx | 0 | 2.5 |
| 17 | MP2B | Z | -8.643 | 2.5 |
| 18 | MP2B | Mx | -.004 | 2.5 |
| 19 | MP2C | Z | -8.643 | 2.5 |
| 20 | MP2C | Mx | .004 | 2.5 |
| 21 | MP3A | Z | -7.199 | 2 |
| 22 | MP3A | Mx | 0 | 2 |
| 23 | MP3B | Z | -7.199 | 2 |
| 24 | MP3B | Mx | -.003 | 2 |
| 25 | MP3C | Z | -7.199 | 2 |
| 26 | MP3C | Mx | .003 | 2 |
| 27 | MP5A | Z | -2.365 | 4.5 |
| 28 | MP5A | Mx | 0 | 4.5 |
| 29 | MP5B | Z | -2.365 | 4.5 |
| 30 | MP5B | Mx | .001 | 4.5 |
| 31 | MP5C | Z | -2.365 | 4.5 |
| 32 | MP5C | Mx | -.001 | 4.5 |
| 33 | MP2A | Z | -2.048 | .75 |
| 34 | MP2A | Mx | -.001 | .75 |
| 35 | MP2A | Z | -2.048 | 5.25 |
| 36 | MP2A | Mx | -.001 | 5.25 |
| 37 | MP2B | Z | -2.048 | .75 |
| 38 | MP2B | Mx | .001 | .75 |
| 39 | MP2B | Z | -2.048 | 5.25 |
| 40 | MP2B | Mx | .001 | 5.25 |
| 41 | MP2C | Z | -2.048 | .75 |
| 42 | MP2C | Mx | -.000289 | .75 |
| 43 | MP2C | Z | -2.048 | 5.25 |
| 44 | MP2C | Mx | -.000289 | 5.25 |
| 45 | MP2A | Z | -2.048 | .75 |
| 46 | MP2A | Mx | .001 | .75 |
| 47 | MP2A | Z | -2.048 | 5.25 |
| 48 | MP2A | Mx | .001 | 5.25 |
| 49 | MP2B | Z | -2.048 | .75 |
| 50 | MP2B | Mx | .000554 | .75 |
| 51 | MP2B | Z | -2.048 | 5.25 |
| 52 | MP2B | Mx | .000554 | 5.25 |
| 53 | MP2C | Z | -2.048 | .75 |
| 54 | MP2C | Mx | -.001 | .75 |
| 55 | MP2C | Z | -2.048 | 5.25 |
| 56 | MP2C | Mx | -.001 | 5.25 |
| 57 | MP3B | Z | -.87 | .25 |
| 58 | MP3B | Mx | .000409 | .25 |
| 59 | MP3B | Z | -.87 | 4.75 |
| 60 | MP3B | Mx | .000409 | 4.75 |
| 61 | MP3C | Z | -.87 | .25 |
| 62 | MP3C | Mx | -.000377 | .25 |
| 63 | MP3C | Z | -.87 | 4.75 |

Member Point Loads (BLC 82 : Antenna Eh (0 Deg)) (Continued)

| | Member Label | Direction | Magnitude[lb.k-ft] | Location[ft,%] |
|----|--------------|-----------|--------------------|----------------|
| 64 | MP3C | Mx | -.000377 | 4.75 |
| 65 | MP3A | Z | -2.898 | .25 |
| 66 | MP3A | Mx | 0 | .25 |
| 67 | MP3A | Z | -2.898 | 4.75 |
| 68 | MP3A | Mx | 0 | 4.75 |
| 69 | M57 | Z | -3.277 | 1 |
| 70 | M57 | Mx | 0 | 1 |

Member Point Loads (BLC 83 : Antenna Eh (90 Deg))

| | Member Label | Direction | Magnitude[lb.k-ft] | Location[ft,%] |
|----|--------------|-----------|--------------------|----------------|
| 1 | MP2C | X | 1.802 | 6 |
| 2 | MP2C | Mx | -.000451 | 6 |
| 3 | MP1A | X | 4.46 | .25 |
| 4 | MP1A | Mx | -.002 | .25 |
| 5 | MP1A | X | 4.46 | 1.75 |
| 6 | MP1A | Mx | -.002 | 1.75 |
| 7 | MP1B | X | 4.46 | .25 |
| 8 | MP1B | Mx | .000763 | .25 |
| 9 | MP1B | X | 4.46 | 1.75 |
| 10 | MP1B | Mx | .000763 | 1.75 |
| 11 | MP1C | X | 4.46 | .25 |
| 12 | MP1C | Mx | .001 | .25 |
| 13 | MP1C | X | 4.46 | 1.75 |
| 14 | MP1C | Mx | .001 | 1.75 |
| 15 | MP2A | X | 8.643 | 2.5 |
| 16 | MP2A | Mx | .004 | 2.5 |
| 17 | MP2B | X | 8.643 | 2.5 |
| 18 | MP2B | Mx | -.001 | 2.5 |
| 19 | MP2C | X | 8.643 | 2.5 |
| 20 | MP2C | Mx | -.002 | 2.5 |
| 21 | MP3A | X | 7.199 | 2 |
| 22 | MP3A | Mx | .004 | 2 |
| 23 | MP3B | X | 7.199 | 2 |
| 24 | MP3B | Mx | -.001 | 2 |
| 25 | MP3C | X | 7.199 | 2 |
| 26 | MP3C | Mx | -.002 | 2 |
| 27 | MP5A | X | 2.365 | 4.5 |
| 28 | MP5A | Mx | -.001 | 4.5 |
| 29 | MP5B | X | 2.365 | 4.5 |
| 30 | MP5B | Mx | .000405 | 4.5 |
| 31 | MP5C | X | 2.365 | 4.5 |
| 32 | MP5C | Mx | .000591 | 4.5 |
| 33 | MP2A | X | 2.048 | .75 |
| 34 | MP2A | Mx | -.001 | .75 |
| 35 | MP2A | X | 2.048 | 5.25 |
| 36 | MP2A | Mx | -.001 | 5.25 |
| 37 | MP2B | X | 2.048 | .75 |
| 38 | MP2B | Mx | -.000772 | .75 |
| 39 | MP2B | X | 2.048 | 5.25 |
| 40 | MP2B | Mx | -.000772 | 5.25 |
| 41 | MP2C | X | 2.048 | .75 |
| 42 | MP2C | Mx | .002 | .75 |
| 43 | MP2C | X | 2.048 | 5.25 |
| 44 | MP2C | Mx | .002 | 5.25 |
| 45 | MP2A | X | 2.048 | .75 |
| 46 | MP2A | Mx | -.001 | .75 |
| 47 | MP2A | X | 2.048 | 5.25 |
| 48 | MP2A | Mx | -.001 | 5.25 |

Member Point Loads (BLC 83 : Antenna Eh (90 Deg)) (Continued)

| | Member Label | Direction | Magnitude[lb.k-ft] | Location[ft.%] |
|----|--------------|-----------|--------------------|----------------|
| 49 | MP2B | X | 2.048 | .75 |
| 50 | MP2B | Mx | .001 | .75 |
| 51 | MP2B | X | 2.048 | 5.25 |
| 52 | MP2B | Mx | .001 | 5.25 |
| 53 | MP2C | X | 2.048 | .75 |
| 54 | MP2C | Mx | -.000523 | .75 |
| 55 | MP2C | X | 2.048 | 5.25 |
| 56 | MP2C | Mx | -.000523 | 5.25 |
| 57 | MP3B | X | .87 | .25 |
| 58 | MP3B | Mx | .000149 | .25 |
| 59 | MP3B | X | .87 | 4.75 |
| 60 | MP3B | Mx | .000149 | 4.75 |
| 61 | MP3C | X | .87 | .25 |
| 62 | MP3C | Mx | .000218 | .25 |
| 63 | MP3C | X | .87 | 4.75 |
| 64 | MP3C | Mx | .000218 | 4.75 |
| 65 | MP3A | X | 2.898 | .25 |
| 66 | MP3A | Mx | -.001 | .25 |
| 67 | MP3A | X | 2.898 | 4.75 |
| 68 | MP3A | Mx | -.001 | 4.75 |
| 69 | M57 | X | 3.277 | 1 |
| 70 | M57 | Mx | 0 | 1 |

Member Distributed Loads (BLC 40 : Structure Di)

| | Member Label | Direction | Start Magnitude[lb/ft....] | End Magnitude[lb/ft....] | Start Location[ft.%] | End Location[ft.%] |
|----|--------------|-----------|----------------------------|--------------------------|----------------------|--------------------|
| 1 | MP1A | Y | -8.409 | -8.409 | 0 | %100 |
| 2 | M7 | Y | -15.195 | -15.195 | 0 | %100 |
| 3 | M17 | Y | -15.195 | -15.195 | 0 | %100 |
| 4 | M48 | Y | -9.347 | -9.347 | 0 | %100 |
| 5 | M49 | Y | -9.347 | -9.347 | 0 | %100 |
| 6 | M50 | Y | -9.347 | -9.347 | 0 | %100 |
| 7 | M51 | Y | -9.347 | -9.347 | 0 | %100 |
| 8 | M12 | Y | -15.195 | -15.195 | 0 | %100 |
| 9 | M13 | Y | -15.195 | -15.195 | 0 | %100 |
| 10 | M21 | Y | -9.347 | -9.347 | 0 | %100 |
| 11 | M22 | Y | -9.347 | -9.347 | 0 | %100 |
| 12 | M25 | Y | -9.347 | -9.347 | 0 | %100 |
| 13 | M26 | Y | -9.347 | -9.347 | 0 | %100 |
| 14 | M26A | Y | -15.195 | -15.195 | 0 | %100 |
| 15 | M27A | Y | -15.195 | -15.195 | 0 | %100 |
| 16 | MP2A | Y | -8.409 | -8.409 | 0 | %100 |
| 17 | MP3A | Y | -8.409 | -8.409 | 0 | %100 |
| 18 | MP4A | Y | -8.409 | -8.409 | 0 | %100 |
| 19 | MP5A | Y | -8.409 | -8.409 | 0 | %100 |
| 20 | M32A | Y | -9.347 | -9.347 | 0 | %100 |
| 21 | M33A | Y | -9.347 | -9.347 | 0 | %100 |
| 22 | M34A | Y | -9.347 | -9.347 | 0 | %100 |
| 23 | M35A | Y | -9.347 | -9.347 | 0 | %100 |
| 24 | MP1C | Y | -8.409 | -8.409 | 0 | %100 |
| 25 | MP2C | Y | -8.409 | -8.409 | 0 | %100 |
| 26 | MP3C | Y | -8.409 | -8.409 | 0 | %100 |
| 27 | MP4C | Y | -8.409 | -8.409 | 0 | %100 |
| 28 | MP5C | Y | -8.409 | -8.409 | 0 | %100 |
| 29 | MP1B | Y | -8.409 | -8.409 | 0 | %100 |
| 30 | MP2B | Y | -8.409 | -8.409 | 0 | %100 |
| 31 | MP3B | Y | -8.409 | -8.409 | 0 | %100 |
| 32 | MP4B | Y | -8.409 | -8.409 | 0 | %100 |

Member Distributed Loads (BLC 40 : Structure Di) (Continued)

| | Member Label | Direction | Start Magnitude[lb/ft....] | End Magnitude[lb/ft....] | Start Location[ft,%] | End Location[ft,%] |
|----|--------------|-----------|----------------------------|--------------------------|----------------------|--------------------|
| 33 | MP5B | Y | -8.409 | -8.409 | 0 | %100 |
| 34 | M57 | Y | -8.409 | -8.409 | 0 | %100 |
| 35 | M57A | Y | -16.679 | -16.679 | 0 | %100 |
| 36 | M58 | Y | -16.679 | -16.679 | 0 | %100 |
| 37 | M59 | Y | -16.679 | -16.679 | 0 | %100 |

Member Distributed Loads (BLC 41 : Structure Wo (0 Deg))

| | Member Label | Direction | Start Magnitude[lb/ft....] | End Magnitude[lb/ft....] | Start Location[ft,%] | End Location[ft,%] |
|----|--------------|-----------|----------------------------|--------------------------|----------------------|--------------------|
| 1 | MP1A | X | 0 | 0 | 0 | %100 |
| 2 | MP1A | Z | -9.608 | -9.608 | 0 | %100 |
| 3 | M7 | X | 0 | 0 | 0 | %100 |
| 4 | M7 | Z | -16.856 | -16.856 | 0 | %100 |
| 5 | M17 | X | 0 | 0 | 0 | %100 |
| 6 | M17 | Z | 0 | 0 | 0 | %100 |
| 7 | M48 | X | 0 | 0 | 0 | %100 |
| 8 | M48 | Z | 0 | 0 | 0 | %100 |
| 9 | M49 | X | 0 | 0 | 0 | %100 |
| 10 | M49 | Z | 0 | 0 | 0 | %100 |
| 11 | M50 | X | 0 | 0 | 0 | %100 |
| 12 | M50 | Z | 0 | 0 | 0 | %100 |
| 13 | M51 | X | 0 | 0 | 0 | %100 |
| 14 | M51 | Z | 0 | 0 | 0 | %100 |
| 15 | M12 | X | 0 | 0 | 0 | %100 |
| 16 | M12 | Z | -4.214 | -4.214 | 0 | %100 |
| 17 | M13 | X | 0 | 0 | 0 | %100 |
| 18 | M13 | Z | -4.214 | -4.214 | 0 | %100 |
| 19 | M21 | X | 0 | 0 | 0 | %100 |
| 20 | M21 | Z | -6.686 | -6.686 | 0 | %100 |
| 21 | M22 | X | 0 | 0 | 0 | %100 |
| 22 | M22 | Z | -6.686 | -6.686 | 0 | %100 |
| 23 | M25 | X | 0 | 0 | 0 | %100 |
| 24 | M25 | Z | -6.686 | -6.686 | 0 | %100 |
| 25 | M26 | X | 0 | 0 | 0 | %100 |
| 26 | M26 | Z | -6.686 | -6.686 | 0 | %100 |
| 27 | M26A | X | 0 | 0 | 0 | %100 |
| 28 | M26A | Z | -12.2 | -12.2 | 0 | %100 |
| 29 | M27A | X | 0 | 0 | 0 | %100 |
| 30 | M27A | Z | -12.2 | -12.2 | 0 | %100 |
| 31 | MP2A | X | 0 | 0 | 0 | %100 |
| 32 | MP2A | Z | -9.608 | -9.608 | 0 | %100 |
| 33 | MP3A | X | 0 | 0 | 0 | %100 |
| 34 | MP3A | Z | -9.608 | -9.608 | 0 | %100 |
| 35 | MP4A | X | 0 | 0 | 0 | %100 |
| 36 | MP4A | Z | -9.608 | -9.608 | 0 | %100 |
| 37 | MP5A | X | 0 | 0 | 0 | %100 |
| 38 | MP5A | Z | -9.608 | -9.608 | 0 | %100 |
| 39 | M32A | X | 0 | 0 | 0 | %100 |
| 40 | M32A | Z | -6.686 | -6.686 | 0 | %100 |
| 41 | M33A | X | 0 | 0 | 0 | %100 |
| 42 | M33A | Z | -6.686 | -6.686 | 0 | %100 |
| 43 | M34A | X | 0 | 0 | 0 | %100 |
| 44 | M34A | Z | -6.686 | -6.686 | 0 | %100 |
| 45 | M35A | X | 0 | 0 | 0 | %100 |
| 46 | M35A | Z | -6.686 | -6.686 | 0 | %100 |
| 47 | MP1C | X | 0 | 0 | 0 | %100 |
| 48 | MP1C | Z | -9.608 | -9.608 | 0 | %100 |
| 49 | MP2C | X | 0 | 0 | 0 | %100 |
| 50 | MP2C | Z | -9.608 | -9.608 | 0 | %100 |

Member Distributed Loads (BLC 41 : Structure Wo (0 Deg)) (Continued)

| | Member Label | Direction | Start Magnitude[lb/ft,... | End Magnitude[lb/ft,... | Start Location[ft, %] | End Location[ft, %] |
|----|--------------|-----------|---------------------------|-------------------------|-----------------------|---------------------|
| 51 | MP3C | X | 0 | 0 | 0 | %100 |
| 52 | MP3C | Z | -9.608 | -9.608 | 0 | %100 |
| 53 | MP4C | X | 0 | 0 | 0 | %100 |
| 54 | MP4C | Z | -9.608 | -9.608 | 0 | %100 |
| 55 | MP5C | X | 0 | 0 | 0 | %100 |
| 56 | MP5C | Z | -9.608 | -9.608 | 0 | %100 |
| 57 | MP1B | X | 0 | 0 | 0 | %100 |
| 58 | MP1B | Z | -9.608 | -9.608 | 0 | %100 |
| 59 | MP2B | X | 0 | 0 | 0 | %100 |
| 60 | MP2B | Z | -9.608 | -9.608 | 0 | %100 |
| 61 | MP3B | X | 0 | 0 | 0 | %100 |
| 62 | MP3B | Z | -9.608 | -9.608 | 0 | %100 |
| 63 | MP4B | X | 0 | 0 | 0 | %100 |
| 64 | MP4B | Z | -9.608 | -9.608 | 0 | %100 |
| 65 | MP5B | X | 0 | 0 | 0 | %100 |
| 66 | MP5B | Z | -9.608 | -9.608 | 0 | %100 |
| 67 | M57 | X | 0 | 0 | 0 | %100 |
| 68 | M57 | Z | -9.608 | -9.608 | 0 | %100 |
| 69 | M57A | X | 0 | 0 | 0 | %100 |
| 70 | M57A | Z | -13.252 | -13.252 | 0 | %100 |
| 71 | M58 | X | 0 | 0 | 0 | %100 |
| 72 | M58 | Z | -16.825 | -16.825 | 0 | %100 |
| 73 | M59 | X | 0 | 0 | 0 | %100 |
| 74 | M59 | Z | -16.825 | -16.825 | 0 | %100 |

Member Distributed Loads (BLC 42 : Structure Wo (30 Deg))

| | Member Label | Direction | Start Magnitude[lb/ft,... | End Magnitude[lb/ft,... | Start Location[ft, %] | End Location[ft, %] |
|----|--------------|-----------|---------------------------|-------------------------|-----------------------|---------------------|
| 1 | MP1A | X | 4.804 | 4.804 | 0 | %100 |
| 2 | MP1A | Z | -8.321 | -8.321 | 0 | %100 |
| 3 | M7 | X | 6.321 | 6.321 | 0 | %100 |
| 4 | M7 | Z | -10.949 | -10.949 | 0 | %100 |
| 5 | M17 | X | 2.033 | 2.033 | 0 | %100 |
| 6 | M17 | Z | -3.522 | -3.522 | 0 | %100 |
| 7 | M48 | X | 1.114 | 1.114 | 0 | %100 |
| 8 | M48 | Z | -1.93 | -1.93 | 0 | %100 |
| 9 | M49 | X | 1.114 | 1.114 | 0 | %100 |
| 10 | M49 | Z | -1.93 | -1.93 | 0 | %100 |
| 11 | M50 | X | 1.114 | 1.114 | 0 | %100 |
| 12 | M50 | Z | -1.93 | -1.93 | 0 | %100 |
| 13 | M51 | X | 1.114 | 1.114 | 0 | %100 |
| 14 | M51 | Z | -1.93 | -1.93 | 0 | %100 |
| 15 | M12 | X | 6.321 | 6.321 | 0 | %100 |
| 16 | M12 | Z | -10.949 | -10.949 | 0 | %100 |
| 17 | M13 | X | 0 | 0 | 0 | %100 |
| 18 | M13 | Z | 0 | 0 | 0 | %100 |
| 19 | M21 | X | 1.114 | 1.114 | 0 | %100 |
| 20 | M21 | Z | -1.93 | -1.93 | 0 | %100 |
| 21 | M22 | X | 1.114 | 1.114 | 0 | %100 |
| 22 | M22 | Z | -1.93 | -1.93 | 0 | %100 |
| 23 | M25 | X | 4.458 | 4.458 | 0 | %100 |
| 24 | M25 | Z | -7.721 | -7.721 | 0 | %100 |
| 25 | M26 | X | 4.458 | 4.458 | 0 | %100 |
| 26 | M26 | Z | -7.721 | -7.721 | 0 | %100 |
| 27 | M26A | X | 2.033 | 2.033 | 0 | %100 |
| 28 | M26A | Z | -3.522 | -3.522 | 0 | %100 |
| 29 | M27A | X | 8.133 | 8.133 | 0 | %100 |
| 30 | M27A | Z | -14.087 | -14.087 | 0 | %100 |
| 31 | MP2A | X | 4.804 | 4.804 | 0 | %100 |

Member Distributed Loads (BLC 42 : Structure Wo (30 Deg)) (Continued)

| | Member Label | Direction | Start Magnitude[lb/ft....] | End Magnitude[lb/ft....] | Start Location[ft,%] | End Location[ft,%] |
|----|--------------|-----------|----------------------------|--------------------------|----------------------|--------------------|
| 32 | MP2A | Z | -8.321 | -8.321 | 0 | %100 |
| 33 | MP3A | X | 4.804 | 4.804 | 0 | %100 |
| 34 | MP3A | Z | -8.321 | -8.321 | 0 | %100 |
| 35 | MP4A | X | 4.804 | 4.804 | 0 | %100 |
| 36 | MP4A | Z | -8.321 | -8.321 | 0 | %100 |
| 37 | MP5A | X | 4.804 | 4.804 | 0 | %100 |
| 38 | MP5A | Z | -8.321 | -8.321 | 0 | %100 |
| 39 | M32A | X | 1.114 | 1.114 | 0 | %100 |
| 40 | M32A | Z | -1.93 | -1.93 | 0 | %100 |
| 41 | M33A | X | 1.114 | 1.114 | 0 | %100 |
| 42 | M33A | Z | -1.93 | -1.93 | 0 | %100 |
| 43 | M34A | X | 4.458 | 4.458 | 0 | %100 |
| 44 | M34A | Z | -7.721 | -7.721 | 0 | %100 |
| 45 | M35A | X | 4.458 | 4.458 | 0 | %100 |
| 46 | M35A | Z | -7.721 | -7.721 | 0 | %100 |
| 47 | MP1C | X | 4.804 | 4.804 | 0 | %100 |
| 48 | MP1C | Z | -8.321 | -8.321 | 0 | %100 |
| 49 | MP2C | X | 4.804 | 4.804 | 0 | %100 |
| 50 | MP2C | Z | -8.321 | -8.321 | 0 | %100 |
| 51 | MP3C | X | 4.804 | 4.804 | 0 | %100 |
| 52 | MP3C | Z | -8.321 | -8.321 | 0 | %100 |
| 53 | MP4C | X | 4.804 | 4.804 | 0 | %100 |
| 54 | MP4C | Z | -8.321 | -8.321 | 0 | %100 |
| 55 | MP5C | X | 4.804 | 4.804 | 0 | %100 |
| 56 | MP5C | Z | -8.321 | -8.321 | 0 | %100 |
| 57 | MP1B | X | 4.804 | 4.804 | 0 | %100 |
| 58 | MP1B | Z | -8.321 | -8.321 | 0 | %100 |
| 59 | MP2B | X | 4.804 | 4.804 | 0 | %100 |
| 60 | MP2B | Z | -8.321 | -8.321 | 0 | %100 |
| 61 | MP3B | X | 4.804 | 4.804 | 0 | %100 |
| 62 | MP3B | Z | -8.321 | -8.321 | 0 | %100 |
| 63 | MP4B | X | 4.804 | 4.804 | 0 | %100 |
| 64 | MP4B | Z | -8.321 | -8.321 | 0 | %100 |
| 65 | MP5B | X | 4.804 | 4.804 | 0 | %100 |
| 66 | MP5B | Z | -8.321 | -8.321 | 0 | %100 |
| 67 | M57 | X | 4.804 | 4.804 | 0 | %100 |
| 68 | M57 | Z | -8.321 | -8.321 | 0 | %100 |
| 69 | M57A | X | 7.222 | 7.222 | 0 | %100 |
| 70 | M57A | Z | -12.508 | -12.508 | 0 | %100 |
| 71 | M58 | X | 7.222 | 7.222 | 0 | %100 |
| 72 | M58 | Z | -12.508 | -12.508 | 0 | %100 |
| 73 | M59 | X | 9.008 | 9.008 | 0 | %100 |
| 74 | M59 | Z | -15.602 | -15.602 | 0 | %100 |

Member Distributed Loads (BLC 43 : Structure Wo (60 Deg))

| | Member Label | Direction | Start Magnitude[lb/ft....] | End Magnitude[lb/ft....] | Start Location[ft,%] | End Location[ft,%] |
|----|--------------|-----------|----------------------------|--------------------------|----------------------|--------------------|
| 1 | MP1A | X | 8.321 | 8.321 | 0 | %100 |
| 2 | MP1A | Z | -4.804 | -4.804 | 0 | %100 |
| 3 | M7 | X | 3.65 | 3.65 | 0 | %100 |
| 4 | M7 | Z | -2.107 | -2.107 | 0 | %100 |
| 5 | M17 | X | 10.565 | 10.565 | 0 | %100 |
| 6 | M17 | Z | -6.1 | -6.1 | 0 | %100 |
| 7 | M48 | X | 5.791 | 5.791 | 0 | %100 |
| 8 | M48 | Z | -3.343 | -3.343 | 0 | %100 |
| 9 | M49 | X | 5.791 | 5.791 | 0 | %100 |
| 10 | M49 | Z | -3.343 | -3.343 | 0 | %100 |
| 11 | M50 | X | 5.791 | 5.791 | 0 | %100 |
| 12 | M50 | Z | -3.343 | -3.343 | 0 | %100 |

Member Distributed Loads (BLC 43 : Structure Wo (60 Deg)) (Continued)

| Member Label | Direction | Start Magnitude[lb/ft....] | End Magnitude[lb/ft....] | Start Location[ft,%] | End Location[ft,%] |
|--------------|-----------|----------------------------|--------------------------|----------------------|--------------------|
| 13 | M51 | X | 5.791 | 5.791 | 0 %100 |
| 14 | M51 | Z | -3.343 | -3.343 | 0 %100 |
| 15 | M12 | X | 14.598 | 14.598 | 0 %100 |
| 16 | M12 | Z | -8.428 | -8.428 | 0 %100 |
| 17 | M13 | X | 3.65 | 3.65 | 0 %100 |
| 18 | M13 | Z | -2.107 | -2.107 | 0 %100 |
| 19 | M21 | X | 0 | 0 | 0 %100 |
| 20 | M21 | Z | 0 | 0 | 0 %100 |
| 21 | M22 | X | 0 | 0 | 0 %100 |
| 22 | M22 | Z | 0 | 0 | 0 %100 |
| 23 | M25 | X | 5.791 | 5.791 | 0 %100 |
| 24 | M25 | Z | -3.343 | -3.343 | 0 %100 |
| 25 | M26 | X | 5.791 | 5.791 | 0 %100 |
| 26 | M26 | Z | -3.343 | -3.343 | 0 %100 |
| 27 | M26A | X | 0 | 0 | 0 %100 |
| 28 | M26A | Z | 0 | 0 | 0 %100 |
| 29 | M27A | X | 10.565 | 10.565 | 0 %100 |
| 30 | M27A | Z | -6.1 | -6.1 | 0 %100 |
| 31 | MP2A | X | 8.321 | 8.321 | 0 %100 |
| 32 | MP2A | Z | -4.804 | -4.804 | 0 %100 |
| 33 | MP3A | X | 8.321 | 8.321 | 0 %100 |
| 34 | MP3A | Z | -4.804 | -4.804 | 0 %100 |
| 35 | MP4A | X | 8.321 | 8.321 | 0 %100 |
| 36 | MP4A | Z | -4.804 | -4.804 | 0 %100 |
| 37 | MP5A | X | 8.321 | 8.321 | 0 %100 |
| 38 | MP5A | Z | -4.804 | -4.804 | 0 %100 |
| 39 | M32A | X | 0 | 0 | 0 %100 |
| 40 | M32A | Z | 0 | 0 | 0 %100 |
| 41 | M33A | X | 0 | 0 | 0 %100 |
| 42 | M33A | Z | 0 | 0 | 0 %100 |
| 43 | M34A | X | 5.791 | 5.791 | 0 %100 |
| 44 | M34A | Z | -3.343 | -3.343 | 0 %100 |
| 45 | M35A | X | 5.791 | 5.791 | 0 %100 |
| 46 | M35A | Z | -3.343 | -3.343 | 0 %100 |
| 47 | MP1C | X | 8.321 | 8.321 | 0 %100 |
| 48 | MP1C | Z | -4.804 | -4.804 | 0 %100 |
| 49 | MP2C | X | 8.321 | 8.321 | 0 %100 |
| 50 | MP2C | Z | -4.804 | -4.804 | 0 %100 |
| 51 | MP3C | X | 8.321 | 8.321 | 0 %100 |
| 52 | MP3C | Z | -4.804 | -4.804 | 0 %100 |
| 53 | MP4C | X | 8.321 | 8.321 | 0 %100 |
| 54 | MP4C | Z | -4.804 | -4.804 | 0 %100 |
| 55 | MP5C | X | 8.321 | 8.321 | 0 %100 |
| 56 | MP5C | Z | -4.804 | -4.804 | 0 %100 |
| 57 | MP1B | X | 8.321 | 8.321 | 0 %100 |
| 58 | MP1B | Z | -4.804 | -4.804 | 0 %100 |
| 59 | MP2B | X | 8.321 | 8.321 | 0 %100 |
| 60 | MP2B | Z | -4.804 | -4.804 | 0 %100 |
| 61 | MP3B | X | 8.321 | 8.321 | 0 %100 |
| 62 | MP3B | Z | -4.804 | -4.804 | 0 %100 |
| 63 | MP4B | X | 8.321 | 8.321 | 0 %100 |
| 64 | MP4B | Z | -4.804 | -4.804 | 0 %100 |
| 65 | MP5B | X | 8.321 | 8.321 | 0 %100 |
| 66 | MP5B | Z | -4.804 | -4.804 | 0 %100 |
| 67 | M57 | X | 8.321 | 8.321 | 0 %100 |
| 68 | M57 | Z | -4.804 | -4.804 | 0 %100 |
| 69 | M57A | X | 14.571 | 14.571 | 0 %100 |
| 70 | M57A | Z | -8.412 | -8.412 | 0 %100 |
| 71 | M58 | X | 11.477 | 11.477 | 0 %100 |

Member Distributed Loads (BLC 43 : Structure Wo (60 Deg)) (Continued)

| | Member Label | Direction | Start Magnitude[lb/ft....] | End Magnitude[lb/ft....] | Start Location[ft.%] | End Location[ft.%] |
|----|--------------|-----------|----------------------------|--------------------------|----------------------|--------------------|
| 72 | M58 | Z | -6.626 | -6.626 | 0 | %100 |
| 73 | M59 | X | 14.571 | 14.571 | 0 | %100 |
| 74 | M59 | Z | -8.412 | -8.412 | 0 | %100 |

Member Distributed Loads (BLC 44 : Structure Wo (90 Deg))

| | Member Label | Direction | Start Magnitude[lb/ft....] | End Magnitude[lb/ft....] | Start Location[ft.%] | End Location[ft.%] |
|----|--------------|-----------|----------------------------|--------------------------|----------------------|--------------------|
| 1 | MP1A | X | 9.608 | 9.608 | 0 | %100 |
| 2 | MP1A | Z | 0 | 0 | 0 | %100 |
| 3 | M7 | X | 0 | 0 | 0 | %100 |
| 4 | M7 | Z | 0 | 0 | 0 | %100 |
| 5 | M17 | X | 16.266 | 16.266 | 0 | %100 |
| 6 | M17 | Z | 0 | 0 | 0 | %100 |
| 7 | M48 | X | 8.915 | 8.915 | 0 | %100 |
| 8 | M48 | Z | 0 | 0 | 0 | %100 |
| 9 | M49 | X | 8.915 | 8.915 | 0 | %100 |
| 10 | M49 | Z | 0 | 0 | 0 | %100 |
| 11 | M50 | X | 8.915 | 8.915 | 0 | %100 |
| 12 | M50 | Z | 0 | 0 | 0 | %100 |
| 13 | M51 | X | 8.915 | 8.915 | 0 | %100 |
| 14 | M51 | Z | 0 | 0 | 0 | %100 |
| 15 | M12 | X | 12.642 | 12.642 | 0 | %100 |
| 16 | M12 | Z | 0 | 0 | 0 | %100 |
| 17 | M13 | X | 12.642 | 12.642 | 0 | %100 |
| 18 | M13 | Z | 0 | 0 | 0 | %100 |
| 19 | M21 | X | 2.229 | 2.229 | 0 | %100 |
| 20 | M21 | Z | 0 | 0 | 0 | %100 |
| 21 | M22 | X | 2.229 | 2.229 | 0 | %100 |
| 22 | M22 | Z | 0 | 0 | 0 | %100 |
| 23 | M25 | X | 2.229 | 2.229 | 0 | %100 |
| 24 | M25 | Z | 0 | 0 | 0 | %100 |
| 25 | M26 | X | 2.229 | 2.229 | 0 | %100 |
| 26 | M26 | Z | 0 | 0 | 0 | %100 |
| 27 | M26A | X | 4.067 | 4.067 | 0 | %100 |
| 28 | M26A | Z | 0 | 0 | 0 | %100 |
| 29 | M27A | X | 4.067 | 4.067 | 0 | %100 |
| 30 | M27A | Z | 0 | 0 | 0 | %100 |
| 31 | MP2A | X | 9.608 | 9.608 | 0 | %100 |
| 32 | MP2A | Z | 0 | 0 | 0 | %100 |
| 33 | MP3A | X | 9.608 | 9.608 | 0 | %100 |
| 34 | MP3A | Z | 0 | 0 | 0 | %100 |
| 35 | MP4A | X | 9.608 | 9.608 | 0 | %100 |
| 36 | MP4A | Z | 0 | 0 | 0 | %100 |
| 37 | MP5A | X | 9.608 | 9.608 | 0 | %100 |
| 38 | MP5A | Z | 0 | 0 | 0 | %100 |
| 39 | M32A | X | 2.229 | 2.229 | 0 | %100 |
| 40 | M32A | Z | 0 | 0 | 0 | %100 |
| 41 | M33A | X | 2.229 | 2.229 | 0 | %100 |
| 42 | M33A | Z | 0 | 0 | 0 | %100 |
| 43 | M34A | X | 2.229 | 2.229 | 0 | %100 |
| 44 | M34A | Z | 0 | 0 | 0 | %100 |
| 45 | M35A | X | 2.229 | 2.229 | 0 | %100 |
| 46 | M35A | Z | 0 | 0 | 0 | %100 |
| 47 | MP1C | X | 9.608 | 9.608 | 0 | %100 |
| 48 | MP1C | Z | 0 | 0 | 0 | %100 |
| 49 | MP2C | X | 9.608 | 9.608 | 0 | %100 |
| 50 | MP2C | Z | 0 | 0 | 0 | %100 |
| 51 | MP3C | X | 9.608 | 9.608 | 0 | %100 |
| 52 | MP3C | Z | 0 | 0 | 0 | %100 |

Member Distributed Loads (BLC 44 : Structure Wo (90 Deg)) (Continued)

| | Member Label | Direction | Start Magnitude[lb/ft.... | End Magnitude[lb/ft.... | Start Location[ft,%] | End Location[ft,%] |
|----|--------------|-----------|---------------------------|-------------------------|----------------------|--------------------|
| 53 | MP4C | X | 9.608 | 9.608 | 0 | %100 |
| 54 | MP4C | Z | 0 | 0 | 0 | %100 |
| 55 | MP5C | X | 9.608 | 9.608 | 0 | %100 |
| 56 | MP5C | Z | 0 | 0 | 0 | %100 |
| 57 | MP1B | X | 9.608 | 9.608 | 0 | %100 |
| 58 | MP1B | Z | 0 | 0 | 0 | %100 |
| 59 | MP2B | X | 9.608 | 9.608 | 0 | %100 |
| 60 | MP2B | Z | 0 | 0 | 0 | %100 |
| 61 | MP3B | X | 9.608 | 9.608 | 0 | %100 |
| 62 | MP3B | Z | 0 | 0 | 0 | %100 |
| 63 | MP4B | X | 9.608 | 9.608 | 0 | %100 |
| 64 | MP4B | Z | 0 | 0 | 0 | %100 |
| 65 | MP5B | X | 9.608 | 9.608 | 0 | %100 |
| 66 | MP5B | Z | 0 | 0 | 0 | %100 |
| 67 | M57 | X | 9.608 | 9.608 | 0 | %100 |
| 68 | M57 | Z | 0 | 0 | 0 | %100 |
| 69 | M57A | X | 18.016 | 18.016 | 0 | %100 |
| 70 | M57A | Z | 0 | 0 | 0 | %100 |
| 71 | M58 | X | 14.443 | 14.443 | 0 | %100 |
| 72 | M58 | Z | 0 | 0 | 0 | %100 |
| 73 | M59 | X | 14.443 | 14.443 | 0 | %100 |
| 74 | M59 | Z | 0 | 0 | 0 | %100 |

Member Distributed Loads (BLC 45 : Structure Wo (120 Deg))

| | Member Label | Direction | Start Magnitude[lb/ft.... | End Magnitude[lb/ft.... | Start Location[ft,%] | End Location[ft,%] |
|----|--------------|-----------|---------------------------|-------------------------|----------------------|--------------------|
| 1 | MP1A | X | 8.321 | 8.321 | 0 | %100 |
| 2 | MP1A | Z | 4.804 | 4.804 | 0 | %100 |
| 3 | M7 | X | 3.65 | 3.65 | 0 | %100 |
| 4 | M7 | Z | 2.107 | 2.107 | 0 | %100 |
| 5 | M17 | X | 10.565 | 10.565 | 0 | %100 |
| 6 | M17 | Z | 6.1 | 6.1 | 0 | %100 |
| 7 | M48 | X | 5.791 | 5.791 | 0 | %100 |
| 8 | M48 | Z | 3.343 | 3.343 | 0 | %100 |
| 9 | M49 | X | 5.791 | 5.791 | 0 | %100 |
| 10 | M49 | Z | 3.343 | 3.343 | 0 | %100 |
| 11 | M50 | X | 5.791 | 5.791 | 0 | %100 |
| 12 | M50 | Z | 3.343 | 3.343 | 0 | %100 |
| 13 | M51 | X | 5.791 | 5.791 | 0 | %100 |
| 14 | M51 | Z | 3.343 | 3.343 | 0 | %100 |
| 15 | M12 | X | 3.65 | 3.65 | 0 | %100 |
| 16 | M12 | Z | 2.107 | 2.107 | 0 | %100 |
| 17 | M13 | X | 14.598 | 14.598 | 0 | %100 |
| 18 | M13 | Z | 8.428 | 8.428 | 0 | %100 |
| 19 | M21 | X | 5.791 | 5.791 | 0 | %100 |
| 20 | M21 | Z | 3.343 | 3.343 | 0 | %100 |
| 21 | M22 | X | 5.791 | 5.791 | 0 | %100 |
| 22 | M22 | Z | 3.343 | 3.343 | 0 | %100 |
| 23 | M25 | X | 0 | 0 | 0 | %100 |
| 24 | M25 | Z | 0 | 0 | 0 | %100 |
| 25 | M26 | X | 0 | 0 | 0 | %100 |
| 26 | M26 | Z | 0 | 0 | 0 | %100 |
| 27 | M26A | X | 10.565 | 10.565 | 0 | %100 |
| 28 | M26A | Z | 6.1 | 6.1 | 0 | %100 |
| 29 | M27A | X | 0 | 0 | 0 | %100 |
| 30 | M27A | Z | 0 | 0 | 0 | %100 |
| 31 | MP2A | X | 8.321 | 8.321 | 0 | %100 |
| 32 | MP2A | Z | 4.804 | 4.804 | 0 | %100 |
| 33 | MP3A | X | 8.321 | 8.321 | 0 | %100 |

Member Distributed Loads (BLC 45 : Structure Wo (120 Deg)) (Continued)

| | Member Label | Direction | Start Magnitude[lb/ft....] | End Magnitude[lb/ft....] | Start Location[ft.%] | End Location[ft.%] |
|----|--------------|-----------|----------------------------|--------------------------|----------------------|--------------------|
| 34 | MP3A | Z | 4.804 | 4.804 | 0 | %100 |
| 35 | MP4A | X | 8.321 | 8.321 | 0 | %100 |
| 36 | MP4A | Z | 4.804 | 4.804 | 0 | %100 |
| 37 | MP5A | X | 8.321 | 8.321 | 0 | %100 |
| 38 | MP5A | Z | 4.804 | 4.804 | 0 | %100 |
| 39 | M32A | X | 5.791 | 5.791 | 0 | %100 |
| 40 | M32A | Z | 3.343 | 3.343 | 0 | %100 |
| 41 | M33A | X | 5.791 | 5.791 | 0 | %100 |
| 42 | M33A | Z | 3.343 | 3.343 | 0 | %100 |
| 43 | M34A | X | 0 | 0 | 0 | %100 |
| 44 | M34A | Z | 0 | 0 | 0 | %100 |
| 45 | M35A | X | 0 | 0 | 0 | %100 |
| 46 | M35A | Z | 0 | 0 | 0 | %100 |
| 47 | MP1C | X | 8.321 | 8.321 | 0 | %100 |
| 48 | MP1C | Z | 4.804 | 4.804 | 0 | %100 |
| 49 | MP2C | X | 8.321 | 8.321 | 0 | %100 |
| 50 | MP2C | Z | 4.804 | 4.804 | 0 | %100 |
| 51 | MP3C | X | 8.321 | 8.321 | 0 | %100 |
| 52 | MP3C | Z | 4.804 | 4.804 | 0 | %100 |
| 53 | MP4C | X | 8.321 | 8.321 | 0 | %100 |
| 54 | MP4C | Z | 4.804 | 4.804 | 0 | %100 |
| 55 | MP5C | X | 8.321 | 8.321 | 0 | %100 |
| 56 | MP5C | Z | 4.804 | 4.804 | 0 | %100 |
| 57 | MP1B | X | 8.321 | 8.321 | 0 | %100 |
| 58 | MP1B | Z | 4.804 | 4.804 | 0 | %100 |
| 59 | MP2B | X | 8.321 | 8.321 | 0 | %100 |
| 60 | MP2B | Z | 4.804 | 4.804 | 0 | %100 |
| 61 | MP3B | X | 8.321 | 8.321 | 0 | %100 |
| 62 | MP3B | Z | 4.804 | 4.804 | 0 | %100 |
| 63 | MP4B | X | 8.321 | 8.321 | 0 | %100 |
| 64 | MP4B | Z | 4.804 | 4.804 | 0 | %100 |
| 65 | MP5B | X | 8.321 | 8.321 | 0 | %100 |
| 66 | MP5B | Z | 4.804 | 4.804 | 0 | %100 |
| 67 | M57 | X | 8.321 | 8.321 | 0 | %100 |
| 68 | M57 | Z | 4.804 | 4.804 | 0 | %100 |
| 69 | M57A | X | 14.571 | 14.571 | 0 | %100 |
| 70 | M57A | Z | 8.412 | 8.412 | 0 | %100 |
| 71 | M58 | X | 14.571 | 14.571 | 0 | %100 |
| 72 | M58 | Z | 8.412 | 8.412 | 0 | %100 |
| 73 | M59 | X | 11.477 | 11.477 | 0 | %100 |
| 74 | M59 | Z | 6.626 | 6.626 | 0 | %100 |

Member Distributed Loads (BLC 46 : Structure Wo (150 Deg))

| | Member Label | Direction | Start Magnitude[lb/ft....] | End Magnitude[lb/ft....] | Start Location[ft.%] | End Location[ft.%] |
|----|--------------|-----------|----------------------------|--------------------------|----------------------|--------------------|
| 1 | MP1A | X | 4.804 | 4.804 | 0 | %100 |
| 2 | MP1A | Z | 8.321 | 8.321 | 0 | %100 |
| 3 | M7 | X | 6.321 | 6.321 | 0 | %100 |
| 4 | M7 | Z | 10.949 | 10.949 | 0 | %100 |
| 5 | M17 | X | 2.033 | 2.033 | 0 | %100 |
| 6 | M17 | Z | 3.522 | 3.522 | 0 | %100 |
| 7 | M48 | X | 1.114 | 1.114 | 0 | %100 |
| 8 | M48 | Z | 1.93 | 1.93 | 0 | %100 |
| 9 | M49 | X | 1.114 | 1.114 | 0 | %100 |
| 10 | M49 | Z | 1.93 | 1.93 | 0 | %100 |
| 11 | M50 | X | 1.114 | 1.114 | 0 | %100 |
| 12 | M50 | Z | 1.93 | 1.93 | 0 | %100 |
| 13 | M51 | X | 1.114 | 1.114 | 0 | %100 |
| 14 | M51 | Z | 1.93 | 1.93 | 0 | %100 |

Member Distributed Loads (BLC 46 : Structure Wo (150 Deg)) (Continued)

| | Member Label | Direction | Start Magnitude[lb/ft....] | End Magnitude[lb/ft....] | Start Location[ft.%] | End Location[ft.%] |
|----|--------------|-----------|----------------------------|--------------------------|----------------------|--------------------|
| 15 | M12 | X | 0 | 0 | 0 | %100 |
| 16 | M12 | Z | 0 | 0 | 0 | %100 |
| 17 | M13 | X | 6.321 | 6.321 | 0 | %100 |
| 18 | M13 | Z | 10.949 | 10.949 | 0 | %100 |
| 19 | M21 | X | 4.458 | 4.458 | 0 | %100 |
| 20 | M21 | Z | 7.721 | 7.721 | 0 | %100 |
| 21 | M22 | X | 4.458 | 4.458 | 0 | %100 |
| 22 | M22 | Z | 7.721 | 7.721 | 0 | %100 |
| 23 | M25 | X | 1.114 | 1.114 | 0 | %100 |
| 24 | M25 | Z | 1.93 | 1.93 | 0 | %100 |
| 25 | M26 | X | 1.114 | 1.114 | 0 | %100 |
| 26 | M26 | Z | 1.93 | 1.93 | 0 | %100 |
| 27 | M26A | X | 8.133 | 8.133 | 0 | %100 |
| 28 | M26A | Z | 14.087 | 14.087 | 0 | %100 |
| 29 | M27A | X | 2.033 | 2.033 | 0 | %100 |
| 30 | M27A | Z | 3.522 | 3.522 | 0 | %100 |
| 31 | MP2A | X | 4.804 | 4.804 | 0 | %100 |
| 32 | MP2A | Z | 8.321 | 8.321 | 0 | %100 |
| 33 | MP3A | X | 4.804 | 4.804 | 0 | %100 |
| 34 | MP3A | Z | 8.321 | 8.321 | 0 | %100 |
| 35 | MP4A | X | 4.804 | 4.804 | 0 | %100 |
| 36 | MP4A | Z | 8.321 | 8.321 | 0 | %100 |
| 37 | MP5A | X | 4.804 | 4.804 | 0 | %100 |
| 38 | MP5A | Z | 8.321 | 8.321 | 0 | %100 |
| 39 | M32A | X | 4.458 | 4.458 | 0 | %100 |
| 40 | M32A | Z | 7.721 | 7.721 | 0 | %100 |
| 41 | M33A | X | 4.458 | 4.458 | 0 | %100 |
| 42 | M33A | Z | 7.721 | 7.721 | 0 | %100 |
| 43 | M34A | X | 1.114 | 1.114 | 0 | %100 |
| 44 | M34A | Z | 1.93 | 1.93 | 0 | %100 |
| 45 | M35A | X | 1.114 | 1.114 | 0 | %100 |
| 46 | M35A | Z | 1.93 | 1.93 | 0 | %100 |
| 47 | MP1C | X | 4.804 | 4.804 | 0 | %100 |
| 48 | MP1C | Z | 8.321 | 8.321 | 0 | %100 |
| 49 | MP2C | X | 4.804 | 4.804 | 0 | %100 |
| 50 | MP2C | Z | 8.321 | 8.321 | 0 | %100 |
| 51 | MP3C | X | 4.804 | 4.804 | 0 | %100 |
| 52 | MP3C | Z | 8.321 | 8.321 | 0 | %100 |
| 53 | MP4C | X | 4.804 | 4.804 | 0 | %100 |
| 54 | MP4C | Z | 8.321 | 8.321 | 0 | %100 |
| 55 | MP5C | X | 4.804 | 4.804 | 0 | %100 |
| 56 | MP5C | Z | 8.321 | 8.321 | 0 | %100 |
| 57 | MP1B | X | 4.804 | 4.804 | 0 | %100 |
| 58 | MP1B | Z | 8.321 | 8.321 | 0 | %100 |
| 59 | MP2B | X | 4.804 | 4.804 | 0 | %100 |
| 60 | MP2B | Z | 8.321 | 8.321 | 0 | %100 |
| 61 | MP3B | X | 4.804 | 4.804 | 0 | %100 |
| 62 | MP3B | Z | 8.321 | 8.321 | 0 | %100 |
| 63 | MP4B | X | 4.804 | 4.804 | 0 | %100 |
| 64 | MP4B | Z | 8.321 | 8.321 | 0 | %100 |
| 65 | MP5B | X | 4.804 | 4.804 | 0 | %100 |
| 66 | MP5B | Z | 8.321 | 8.321 | 0 | %100 |
| 67 | M57 | X | 4.804 | 4.804 | 0 | %100 |
| 68 | M57 | Z | 8.321 | 8.321 | 0 | %100 |
| 69 | M57A | X | 7.222 | 7.222 | 0 | %100 |
| 70 | M57A | Z | 12.508 | 12.508 | 0 | %100 |
| 71 | M58 | X | 9.008 | 9.008 | 0 | %100 |
| 72 | M58 | Z | 15.602 | 15.602 | 0 | %100 |
| 73 | M59 | X | 7.222 | 7.222 | 0 | %100 |



Company :
 Designer :
 Job Number :
 Model Name :

July 5, 2023
 12:42 PM
 Checked By: _____

Member Distributed Loads (BLC 46 : Structure Wo (150 Deg)) (Continued)

| | Member Label | Direction | Start Magnitude[lb/ft....] | End Magnitude[lb/ft....] | Start Location[ft.%] | End Location[ft.%] |
|----|--------------|-----------|----------------------------|--------------------------|----------------------|--------------------|
| 74 | M59 | Z | 12.508 | 12.508 | 0 | %100 |

Member Distributed Loads (BLC 47 : Structure Wo (180 Deg))

| | Member Label | Direction | Start Magnitude[lb/ft....] | End Magnitude[lb/ft....] | Start Location[ft.%] | End Location[ft.%] |
|----|--------------|-----------|----------------------------|--------------------------|----------------------|--------------------|
| 1 | MP1A | X | 0 | 0 | 0 | %100 |
| 2 | MP1A | Z | 9.608 | 9.608 | 0 | %100 |
| 3 | M7 | X | 0 | 0 | 0 | %100 |
| 4 | M7 | Z | 16.856 | 16.856 | 0 | %100 |
| 5 | M17 | X | 0 | 0 | 0 | %100 |
| 6 | M17 | Z | 0 | 0 | 0 | %100 |
| 7 | M48 | X | 0 | 0 | 0 | %100 |
| 8 | M48 | Z | 0 | 0 | 0 | %100 |
| 9 | M49 | X | 0 | 0 | 0 | %100 |
| 10 | M49 | Z | 0 | 0 | 0 | %100 |
| 11 | M50 | X | 0 | 0 | 0 | %100 |
| 12 | M50 | Z | 0 | 0 | 0 | %100 |
| 13 | M51 | X | 0 | 0 | 0 | %100 |
| 14 | M51 | Z | 0 | 0 | 0 | %100 |
| 15 | M12 | X | 0 | 0 | 0 | %100 |
| 16 | M12 | Z | 4.214 | 4.214 | 0 | %100 |
| 17 | M13 | X | 0 | 0 | 0 | %100 |
| 18 | M13 | Z | 4.214 | 4.214 | 0 | %100 |
| 19 | M21 | X | 0 | 0 | 0 | %100 |
| 20 | M21 | Z | 6.686 | 6.686 | 0 | %100 |
| 21 | M22 | X | 0 | 0 | 0 | %100 |
| 22 | M22 | Z | 6.686 | 6.686 | 0 | %100 |
| 23 | M25 | X | 0 | 0 | 0 | %100 |
| 24 | M25 | Z | 6.686 | 6.686 | 0 | %100 |
| 25 | M26 | X | 0 | 0 | 0 | %100 |
| 26 | M26 | Z | 6.686 | 6.686 | 0 | %100 |
| 27 | M26A | X | 0 | 0 | 0 | %100 |
| 28 | M26A | Z | 12.2 | 12.2 | 0 | %100 |
| 29 | M27A | X | 0 | 0 | 0 | %100 |
| 30 | M27A | Z | 12.2 | 12.2 | 0 | %100 |
| 31 | MP2A | X | 0 | 0 | 0 | %100 |
| 32 | MP2A | Z | 9.608 | 9.608 | 0 | %100 |
| 33 | MP3A | X | 0 | 0 | 0 | %100 |
| 34 | MP3A | Z | 9.608 | 9.608 | 0 | %100 |
| 35 | MP4A | X | 0 | 0 | 0 | %100 |
| 36 | MP4A | Z | 9.608 | 9.608 | 0 | %100 |
| 37 | MP5A | X | 0 | 0 | 0 | %100 |
| 38 | MP5A | Z | 9.608 | 9.608 | 0 | %100 |
| 39 | M32A | X | 0 | 0 | 0 | %100 |
| 40 | M32A | Z | 6.686 | 6.686 | 0 | %100 |
| 41 | M33A | X | 0 | 0 | 0 | %100 |
| 42 | M33A | Z | 6.686 | 6.686 | 0 | %100 |
| 43 | M34A | X | 0 | 0 | 0 | %100 |
| 44 | M34A | Z | 6.686 | 6.686 | 0 | %100 |
| 45 | M35A | X | 0 | 0 | 0 | %100 |
| 46 | M35A | Z | 6.686 | 6.686 | 0 | %100 |
| 47 | MP1C | X | 0 | 0 | 0 | %100 |
| 48 | MP1C | Z | 9.608 | 9.608 | 0 | %100 |
| 49 | MP2C | X | 0 | 0 | 0 | %100 |
| 50 | MP2C | Z | 9.608 | 9.608 | 0 | %100 |
| 51 | MP3C | X | 0 | 0 | 0 | %100 |
| 52 | MP3C | Z | 9.608 | 9.608 | 0 | %100 |
| 53 | MP4C | X | 0 | 0 | 0 | %100 |
| 54 | MP4C | Z | 9.608 | 9.608 | 0 | %100 |

Member Distributed Loads (BLC 47 : Structure Wo (180 Deg)) (Continued)

| | Member Label | Direction | Start Magnitude[lb/ft.... | End Magnitude[lb/ft.... | Start Location[ft, %] | End Location[ft, %] |
|----|--------------|-----------|---------------------------|-------------------------|-----------------------|---------------------|
| 55 | MP5C | X | 0 | 0 | 0 | %100 |
| 56 | MP5C | Z | 9.608 | 9.608 | 0 | %100 |
| 57 | MP1B | X | 0 | 0 | 0 | %100 |
| 58 | MP1B | Z | 9.608 | 9.608 | 0 | %100 |
| 59 | MP2B | X | 0 | 0 | 0 | %100 |
| 60 | MP2B | Z | 9.608 | 9.608 | 0 | %100 |
| 61 | MP3B | X | 0 | 0 | 0 | %100 |
| 62 | MP3B | Z | 9.608 | 9.608 | 0 | %100 |
| 63 | MP4B | X | 0 | 0 | 0 | %100 |
| 64 | MP4B | Z | 9.608 | 9.608 | 0 | %100 |
| 65 | MP5B | X | 0 | 0 | 0 | %100 |
| 66 | MP5B | Z | 9.608 | 9.608 | 0 | %100 |
| 67 | M57 | X | 0 | 0 | 0 | %100 |
| 68 | M57 | Z | 9.608 | 9.608 | 0 | %100 |
| 69 | M57A | X | 0 | 0 | 0 | %100 |
| 70 | M57A | Z | 13.252 | 13.252 | 0 | %100 |
| 71 | M58 | X | 0 | 0 | 0 | %100 |
| 72 | M58 | Z | 16.825 | 16.825 | 0 | %100 |
| 73 | M59 | X | 0 | 0 | 0 | %100 |
| 74 | M59 | Z | 16.825 | 16.825 | 0 | %100 |

Member Distributed Loads (BLC 48 : Structure Wo (210 Deg))

| | Member Label | Direction | Start Magnitude[lb/ft.... | End Magnitude[lb/ft.... | Start Location[ft, %] | End Location[ft, %] |
|----|--------------|-----------|---------------------------|-------------------------|-----------------------|---------------------|
| 1 | MP1A | X | -4.804 | -4.804 | 0 | %100 |
| 2 | MP1A | Z | 8.321 | 8.321 | 0 | %100 |
| 3 | M7 | X | -6.321 | -6.321 | 0 | %100 |
| 4 | M7 | Z | 10.949 | 10.949 | 0 | %100 |
| 5 | M17 | X | -2.033 | -2.033 | 0 | %100 |
| 6 | M17 | Z | 3.522 | 3.522 | 0 | %100 |
| 7 | M48 | X | -1.114 | -1.114 | 0 | %100 |
| 8 | M48 | Z | 1.93 | 1.93 | 0 | %100 |
| 9 | M49 | X | -1.114 | -1.114 | 0 | %100 |
| 10 | M49 | Z | 1.93 | 1.93 | 0 | %100 |
| 11 | M50 | X | -1.114 | -1.114 | 0 | %100 |
| 12 | M50 | Z | 1.93 | 1.93 | 0 | %100 |
| 13 | M51 | X | -1.114 | -1.114 | 0 | %100 |
| 14 | M51 | Z | 1.93 | 1.93 | 0 | %100 |
| 15 | M12 | X | -6.321 | -6.321 | 0 | %100 |
| 16 | M12 | Z | 10.949 | 10.949 | 0 | %100 |
| 17 | M13 | X | 0 | 0 | 0 | %100 |
| 18 | M13 | Z | 0 | 0 | 0 | %100 |
| 19 | M21 | X | -1.114 | -1.114 | 0 | %100 |
| 20 | M21 | Z | 1.93 | 1.93 | 0 | %100 |
| 21 | M22 | X | -1.114 | -1.114 | 0 | %100 |
| 22 | M22 | Z | 1.93 | 1.93 | 0 | %100 |
| 23 | M25 | X | -4.458 | -4.458 | 0 | %100 |
| 24 | M25 | Z | 7.721 | 7.721 | 0 | %100 |
| 25 | M26 | X | -4.458 | -4.458 | 0 | %100 |
| 26 | M26 | Z | 7.721 | 7.721 | 0 | %100 |
| 27 | M26A | X | -2.033 | -2.033 | 0 | %100 |
| 28 | M26A | Z | 3.522 | 3.522 | 0 | %100 |
| 29 | M27A | X | -8.133 | -8.133 | 0 | %100 |
| 30 | M27A | Z | 14.087 | 14.087 | 0 | %100 |
| 31 | MP2A | X | -4.804 | -4.804 | 0 | %100 |
| 32 | MP2A | Z | 8.321 | 8.321 | 0 | %100 |
| 33 | MP3A | X | -4.804 | -4.804 | 0 | %100 |
| 34 | MP3A | Z | 8.321 | 8.321 | 0 | %100 |
| 35 | MP4A | X | -4.804 | -4.804 | 0 | %100 |

Member Distributed Loads (BLC 48 : Structure Wo (210 Deg)) (Continued)

| | Member Label | Direction | Start Magnitude[lb/ft.... | End Magnitude[lb/ft.... | Start Location[ft.%] | End Location[ft.%] |
|----|--------------|-----------|---------------------------|-------------------------|----------------------|--------------------|
| 36 | MP4A | Z | 8.321 | 8.321 | 0 | %100 |
| 37 | MP5A | X | -4.804 | -4.804 | 0 | %100 |
| 38 | MP5A | Z | 8.321 | 8.321 | 0 | %100 |
| 39 | M32A | X | -1.114 | -1.114 | 0 | %100 |
| 40 | M32A | Z | 1.93 | 1.93 | 0 | %100 |
| 41 | M33A | X | -1.114 | -1.114 | 0 | %100 |
| 42 | M33A | Z | 1.93 | 1.93 | 0 | %100 |
| 43 | M34A | X | -4.458 | -4.458 | 0 | %100 |
| 44 | M34A | Z | 7.721 | 7.721 | 0 | %100 |
| 45 | M35A | X | -4.458 | -4.458 | 0 | %100 |
| 46 | M35A | Z | 7.721 | 7.721 | 0 | %100 |
| 47 | MP1C | X | -4.804 | -4.804 | 0 | %100 |
| 48 | MP1C | Z | 8.321 | 8.321 | 0 | %100 |
| 49 | MP2C | X | -4.804 | -4.804 | 0 | %100 |
| 50 | MP2C | Z | 8.321 | 8.321 | 0 | %100 |
| 51 | MP3C | X | -4.804 | -4.804 | 0 | %100 |
| 52 | MP3C | Z | 8.321 | 8.321 | 0 | %100 |
| 53 | MP4C | X | -4.804 | -4.804 | 0 | %100 |
| 54 | MP4C | Z | 8.321 | 8.321 | 0 | %100 |
| 55 | MP5C | X | -4.804 | -4.804 | 0 | %100 |
| 56 | MP5C | Z | 8.321 | 8.321 | 0 | %100 |
| 57 | MP1B | X | -4.804 | -4.804 | 0 | %100 |
| 58 | MP1B | Z | 8.321 | 8.321 | 0 | %100 |
| 59 | MP2B | X | -4.804 | -4.804 | 0 | %100 |
| 60 | MP2B | Z | 8.321 | 8.321 | 0 | %100 |
| 61 | MP3B | X | -4.804 | -4.804 | 0 | %100 |
| 62 | MP3B | Z | 8.321 | 8.321 | 0 | %100 |
| 63 | MP4B | X | -4.804 | -4.804 | 0 | %100 |
| 64 | MP4B | Z | 8.321 | 8.321 | 0 | %100 |
| 65 | MP5B | X | -4.804 | -4.804 | 0 | %100 |
| 66 | MP5B | Z | 8.321 | 8.321 | 0 | %100 |
| 67 | M57 | X | -4.804 | -4.804 | 0 | %100 |
| 68 | M57 | Z | 8.321 | 8.321 | 0 | %100 |
| 69 | M57A | X | -7.222 | -7.222 | 0 | %100 |
| 70 | M57A | Z | 12.508 | 12.508 | 0 | %100 |
| 71 | M58 | X | -7.222 | -7.222 | 0 | %100 |
| 72 | M58 | Z | 12.508 | 12.508 | 0 | %100 |
| 73 | M59 | X | -9.008 | -9.008 | 0 | %100 |
| 74 | M59 | Z | 15.602 | 15.602 | 0 | %100 |

Member Distributed Loads (BLC 49 : Structure Wo (240 Deg))

| | Member Label | Direction | Start Magnitude[lb/ft.... | End Magnitude[lb/ft.... | Start Location[ft.%] | End Location[ft.%] |
|----|--------------|-----------|---------------------------|-------------------------|----------------------|--------------------|
| 1 | MP1A | X | -8.321 | -8.321 | 0 | %100 |
| 2 | MP1A | Z | 4.804 | 4.804 | 0 | %100 |
| 3 | M7 | X | -3.65 | -3.65 | 0 | %100 |
| 4 | M7 | Z | 2.107 | 2.107 | 0 | %100 |
| 5 | M17 | X | -10.565 | -10.565 | 0 | %100 |
| 6 | M17 | Z | 6.1 | 6.1 | 0 | %100 |
| 7 | M48 | X | -5.791 | -5.791 | 0 | %100 |
| 8 | M48 | Z | 3.343 | 3.343 | 0 | %100 |
| 9 | M49 | X | -5.791 | -5.791 | 0 | %100 |
| 10 | M49 | Z | 3.343 | 3.343 | 0 | %100 |
| 11 | M50 | X | -5.791 | -5.791 | 0 | %100 |
| 12 | M50 | Z | 3.343 | 3.343 | 0 | %100 |
| 13 | M51 | X | -5.791 | -5.791 | 0 | %100 |
| 14 | M51 | Z | 3.343 | 3.343 | 0 | %100 |
| 15 | M12 | X | -14.598 | -14.598 | 0 | %100 |
| 16 | M12 | Z | 8.428 | 8.428 | 0 | %100 |

Member Distributed Loads (BLC 49 : Structure Wo (240 Deg)) (Continued)

| | Member Label | Direction | Start Magnitude[lb/ft....] | End Magnitude[lb/ft....] | Start Location[ft.%] | End Location[ft.%] |
|----|--------------|-----------|----------------------------|--------------------------|----------------------|--------------------|
| 17 | M13 | X | -3.65 | -3.65 | 0 | %100 |
| 18 | M13 | Z | 2.107 | 2.107 | 0 | %100 |
| 19 | M21 | X | 0 | 0 | 0 | %100 |
| 20 | M21 | Z | 0 | 0 | 0 | %100 |
| 21 | M22 | X | 0 | 0 | 0 | %100 |
| 22 | M22 | Z | 0 | 0 | 0 | %100 |
| 23 | M25 | X | -5.791 | -5.791 | 0 | %100 |
| 24 | M25 | Z | 3.343 | 3.343 | 0 | %100 |
| 25 | M26 | X | -5.791 | -5.791 | 0 | %100 |
| 26 | M26 | Z | 3.343 | 3.343 | 0 | %100 |
| 27 | M26A | X | 0 | 0 | 0 | %100 |
| 28 | M26A | Z | 0 | 0 | 0 | %100 |
| 29 | M27A | X | -10.565 | -10.565 | 0 | %100 |
| 30 | M27A | Z | 6.1 | 6.1 | 0 | %100 |
| 31 | MP2A | X | -8.321 | -8.321 | 0 | %100 |
| 32 | MP2A | Z | 4.804 | 4.804 | 0 | %100 |
| 33 | MP3A | X | -8.321 | -8.321 | 0 | %100 |
| 34 | MP3A | Z | 4.804 | 4.804 | 0 | %100 |
| 35 | MP4A | X | -8.321 | -8.321 | 0 | %100 |
| 36 | MP4A | Z | 4.804 | 4.804 | 0 | %100 |
| 37 | MP5A | X | -8.321 | -8.321 | 0 | %100 |
| 38 | MP5A | Z | 4.804 | 4.804 | 0 | %100 |
| 39 | M32A | X | 0 | 0 | 0 | %100 |
| 40 | M32A | Z | 0 | 0 | 0 | %100 |
| 41 | M33A | X | 0 | 0 | 0 | %100 |
| 42 | M33A | Z | 0 | 0 | 0 | %100 |
| 43 | M34A | X | -5.791 | -5.791 | 0 | %100 |
| 44 | M34A | Z | 3.343 | 3.343 | 0 | %100 |
| 45 | M35A | X | -5.791 | -5.791 | 0 | %100 |
| 46 | M35A | Z | 3.343 | 3.343 | 0 | %100 |
| 47 | MP1C | X | -8.321 | -8.321 | 0 | %100 |
| 48 | MP1C | Z | 4.804 | 4.804 | 0 | %100 |
| 49 | MP2C | X | -8.321 | -8.321 | 0 | %100 |
| 50 | MP2C | Z | 4.804 | 4.804 | 0 | %100 |
| 51 | MP3C | X | -8.321 | -8.321 | 0 | %100 |
| 52 | MP3C | Z | 4.804 | 4.804 | 0 | %100 |
| 53 | MP4C | X | -8.321 | -8.321 | 0 | %100 |
| 54 | MP4C | Z | 4.804 | 4.804 | 0 | %100 |
| 55 | MP5C | X | -8.321 | -8.321 | 0 | %100 |
| 56 | MP5C | Z | 4.804 | 4.804 | 0 | %100 |
| 57 | MP1B | X | -8.321 | -8.321 | 0 | %100 |
| 58 | MP1B | Z | 4.804 | 4.804 | 0 | %100 |
| 59 | MP2B | X | -8.321 | -8.321 | 0 | %100 |
| 60 | MP2B | Z | 4.804 | 4.804 | 0 | %100 |
| 61 | MP3B | X | -8.321 | -8.321 | 0 | %100 |
| 62 | MP3B | Z | 4.804 | 4.804 | 0 | %100 |
| 63 | MP4B | X | -8.321 | -8.321 | 0 | %100 |
| 64 | MP4B | Z | 4.804 | 4.804 | 0 | %100 |
| 65 | MP5B | X | -8.321 | -8.321 | 0 | %100 |
| 66 | MP5B | Z | 4.804 | 4.804 | 0 | %100 |
| 67 | M57 | X | -8.321 | -8.321 | 0 | %100 |
| 68 | M57 | Z | 4.804 | 4.804 | 0 | %100 |
| 69 | M57A | X | -14.571 | -14.571 | 0 | %100 |
| 70 | M57A | Z | 8.412 | 8.412 | 0 | %100 |
| 71 | M58 | X | -11.477 | -11.477 | 0 | %100 |
| 72 | M58 | Z | 6.626 | 6.626 | 0 | %100 |
| 73 | M59 | X | -14.571 | -14.571 | 0 | %100 |
| 74 | M59 | Z | 8.412 | 8.412 | 0 | %100 |

Member Distributed Loads (BLC 50 : Structure Wo (270 Deg))

| | Member Label | Direction | Start Magnitude[lb/ft.... | End Magnitude[lb/ft.... | Start Location[ft,%] | End Location[ft,%] |
|----|--------------|-----------|---------------------------|-------------------------|----------------------|--------------------|
| 1 | MP1A | X | -9.608 | -9.608 | 0 | %100 |
| 2 | MP1A | Z | 0 | 0 | 0 | %100 |
| 3 | M7 | X | 0 | 0 | 0 | %100 |
| 4 | M7 | Z | 0 | 0 | 0 | %100 |
| 5 | M17 | X | -16.266 | -16.266 | 0 | %100 |
| 6 | M17 | Z | 0 | 0 | 0 | %100 |
| 7 | M48 | X | -8.915 | -8.915 | 0 | %100 |
| 8 | M48 | Z | 0 | 0 | 0 | %100 |
| 9 | M49 | X | -8.915 | -8.915 | 0 | %100 |
| 10 | M49 | Z | 0 | 0 | 0 | %100 |
| 11 | M50 | X | -8.915 | -8.915 | 0 | %100 |
| 12 | M50 | Z | 0 | 0 | 0 | %100 |
| 13 | M51 | X | -8.915 | -8.915 | 0 | %100 |
| 14 | M51 | Z | 0 | 0 | 0 | %100 |
| 15 | M12 | X | -12.642 | -12.642 | 0 | %100 |
| 16 | M12 | Z | 0 | 0 | 0 | %100 |
| 17 | M13 | X | -12.642 | -12.642 | 0 | %100 |
| 18 | M13 | Z | 0 | 0 | 0 | %100 |
| 19 | M21 | X | -2.229 | -2.229 | 0 | %100 |
| 20 | M21 | Z | 0 | 0 | 0 | %100 |
| 21 | M22 | X | -2.229 | -2.229 | 0 | %100 |
| 22 | M22 | Z | 0 | 0 | 0 | %100 |
| 23 | M25 | X | -2.229 | -2.229 | 0 | %100 |
| 24 | M25 | Z | 0 | 0 | 0 | %100 |
| 25 | M26 | X | -2.229 | -2.229 | 0 | %100 |
| 26 | M26 | Z | 0 | 0 | 0 | %100 |
| 27 | M26A | X | -4.067 | -4.067 | 0 | %100 |
| 28 | M26A | Z | 0 | 0 | 0 | %100 |
| 29 | M27A | X | -4.067 | -4.067 | 0 | %100 |
| 30 | M27A | Z | 0 | 0 | 0 | %100 |
| 31 | MP2A | X | -9.608 | -9.608 | 0 | %100 |
| 32 | MP2A | Z | 0 | 0 | 0 | %100 |
| 33 | MP3A | X | -9.608 | -9.608 | 0 | %100 |
| 34 | MP3A | Z | 0 | 0 | 0 | %100 |
| 35 | MP4A | X | -9.608 | -9.608 | 0 | %100 |
| 36 | MP4A | Z | 0 | 0 | 0 | %100 |
| 37 | MP5A | X | -9.608 | -9.608 | 0 | %100 |
| 38 | MP5A | Z | 0 | 0 | 0 | %100 |
| 39 | M32A | X | -2.229 | -2.229 | 0 | %100 |
| 40 | M32A | Z | 0 | 0 | 0 | %100 |
| 41 | M33A | X | -2.229 | -2.229 | 0 | %100 |
| 42 | M33A | Z | 0 | 0 | 0 | %100 |
| 43 | M34A | X | -2.229 | -2.229 | 0 | %100 |
| 44 | M34A | Z | 0 | 0 | 0 | %100 |
| 45 | M35A | X | -2.229 | -2.229 | 0 | %100 |
| 46 | M35A | Z | 0 | 0 | 0 | %100 |
| 47 | MP1C | X | -9.608 | -9.608 | 0 | %100 |
| 48 | MP1C | Z | 0 | 0 | 0 | %100 |
| 49 | MP2C | X | -9.608 | -9.608 | 0 | %100 |
| 50 | MP2C | Z | 0 | 0 | 0 | %100 |
| 51 | MP3C | X | -9.608 | -9.608 | 0 | %100 |
| 52 | MP3C | Z | 0 | 0 | 0 | %100 |
| 53 | MP4C | X | -9.608 | -9.608 | 0 | %100 |
| 54 | MP4C | Z | 0 | 0 | 0 | %100 |
| 55 | MP5C | X | -9.608 | -9.608 | 0 | %100 |
| 56 | MP5C | Z | 0 | 0 | 0 | %100 |
| 57 | MP1B | X | -9.608 | -9.608 | 0 | %100 |
| 58 | MP1B | Z | 0 | 0 | 0 | %100 |
| 59 | MP2B | X | -9.608 | -9.608 | 0 | %100 |

Member Distributed Loads (BLC 50 : Structure Wo (270 Deg)) (Continued)

| | Member Label | Direction | Start Magnitude[lb/ft....] | End Magnitude[lb/ft....] | Start Location[ft.%] | End Location[ft.%] |
|----|--------------|-----------|----------------------------|--------------------------|----------------------|--------------------|
| 60 | MP2B | Z | 0 | 0 | 0 | %100 |
| 61 | MP3B | X | -9.608 | -9.608 | 0 | %100 |
| 62 | MP3B | Z | 0 | 0 | 0 | %100 |
| 63 | MP4B | X | -9.608 | -9.608 | 0 | %100 |
| 64 | MP4B | Z | 0 | 0 | 0 | %100 |
| 65 | MP5B | X | -9.608 | -9.608 | 0 | %100 |
| 66 | MP5B | Z | 0 | 0 | 0 | %100 |
| 67 | M57 | X | -9.608 | -9.608 | 0 | %100 |
| 68 | M57 | Z | 0 | 0 | 0 | %100 |
| 69 | M57A | X | -18.016 | -18.016 | 0 | %100 |
| 70 | M57A | Z | 0 | 0 | 0 | %100 |
| 71 | M58 | X | -14.443 | -14.443 | 0 | %100 |
| 72 | M58 | Z | 0 | 0 | 0 | %100 |
| 73 | M59 | X | -14.443 | -14.443 | 0 | %100 |
| 74 | M59 | Z | 0 | 0 | 0 | %100 |

Member Distributed Loads (BLC 51 : Structure Wo (300 Deg))

| | Member Label | Direction | Start Magnitude[lb/ft....] | End Magnitude[lb/ft....] | Start Location[ft.%] | End Location[ft.%] |
|----|--------------|-----------|----------------------------|--------------------------|----------------------|--------------------|
| 1 | MP1A | X | -8.321 | -8.321 | 0 | %100 |
| 2 | MP1A | Z | -4.804 | -4.804 | 0 | %100 |
| 3 | M7 | X | -3.65 | -3.65 | 0 | %100 |
| 4 | M7 | Z | -2.107 | -2.107 | 0 | %100 |
| 5 | M17 | X | -10.565 | -10.565 | 0 | %100 |
| 6 | M17 | Z | -6.1 | -6.1 | 0 | %100 |
| 7 | M48 | X | -5.791 | -5.791 | 0 | %100 |
| 8 | M48 | Z | -3.343 | -3.343 | 0 | %100 |
| 9 | M49 | X | -5.791 | -5.791 | 0 | %100 |
| 10 | M49 | Z | -3.343 | -3.343 | 0 | %100 |
| 11 | M50 | X | -5.791 | -5.791 | 0 | %100 |
| 12 | M50 | Z | -3.343 | -3.343 | 0 | %100 |
| 13 | M51 | X | -5.791 | -5.791 | 0 | %100 |
| 14 | M51 | Z | -3.343 | -3.343 | 0 | %100 |
| 15 | M12 | X | -3.65 | -3.65 | 0 | %100 |
| 16 | M12 | Z | -2.107 | -2.107 | 0 | %100 |
| 17 | M13 | X | -14.598 | -14.598 | 0 | %100 |
| 18 | M13 | Z | -8.428 | -8.428 | 0 | %100 |
| 19 | M21 | X | -5.791 | -5.791 | 0 | %100 |
| 20 | M21 | Z | -3.343 | -3.343 | 0 | %100 |
| 21 | M22 | X | -5.791 | -5.791 | 0 | %100 |
| 22 | M22 | Z | -3.343 | -3.343 | 0 | %100 |
| 23 | M25 | X | 0 | 0 | 0 | %100 |
| 24 | M25 | Z | 0 | 0 | 0 | %100 |
| 25 | M26 | X | 0 | 0 | 0 | %100 |
| 26 | M26 | Z | 0 | 0 | 0 | %100 |
| 27 | M26A | X | -10.565 | -10.565 | 0 | %100 |
| 28 | M26A | Z | -6.1 | -6.1 | 0 | %100 |
| 29 | M27A | X | 0 | 0 | 0 | %100 |
| 30 | M27A | Z | 0 | 0 | 0 | %100 |
| 31 | MP2A | X | -8.321 | -8.321 | 0 | %100 |
| 32 | MP2A | Z | -4.804 | -4.804 | 0 | %100 |
| 33 | MP3A | X | -8.321 | -8.321 | 0 | %100 |
| 34 | MP3A | Z | -4.804 | -4.804 | 0 | %100 |
| 35 | MP4A | X | -8.321 | -8.321 | 0 | %100 |
| 36 | MP4A | Z | -4.804 | -4.804 | 0 | %100 |
| 37 | MP5A | X | -8.321 | -8.321 | 0 | %100 |
| 38 | MP5A | Z | -4.804 | -4.804 | 0 | %100 |
| 39 | M32A | X | -5.791 | -5.791 | 0 | %100 |
| 40 | M32A | Z | -3.343 | -3.343 | 0 | %100 |

Member Distributed Loads (BLC 51 : Structure Wo (300 Deg)) (Continued)

| | Member Label | Direction | Start Magnitude[lb/ft.... | End Magnitude[lb/ft.... | Start Location[ft.%] | End Location[ft.%] |
|----|--------------|-----------|---------------------------|-------------------------|----------------------|--------------------|
| 41 | M33A | X | -5.791 | -5.791 | 0 | %100 |
| 42 | M33A | Z | -3.343 | -3.343 | 0 | %100 |
| 43 | M34A | X | 0 | 0 | 0 | %100 |
| 44 | M34A | Z | 0 | 0 | 0 | %100 |
| 45 | M35A | X | 0 | 0 | 0 | %100 |
| 46 | M35A | Z | 0 | 0 | 0 | %100 |
| 47 | MP1C | X | -8.321 | -8.321 | 0 | %100 |
| 48 | MP1C | Z | -4.804 | -4.804 | 0 | %100 |
| 49 | MP2C | X | -8.321 | -8.321 | 0 | %100 |
| 50 | MP2C | Z | -4.804 | -4.804 | 0 | %100 |
| 51 | MP3C | X | -8.321 | -8.321 | 0 | %100 |
| 52 | MP3C | Z | -4.804 | -4.804 | 0 | %100 |
| 53 | MP4C | X | -8.321 | -8.321 | 0 | %100 |
| 54 | MP4C | Z | -4.804 | -4.804 | 0 | %100 |
| 55 | MP5C | X | -8.321 | -8.321 | 0 | %100 |
| 56 | MP5C | Z | -4.804 | -4.804 | 0 | %100 |
| 57 | MP1B | X | -8.321 | -8.321 | 0 | %100 |
| 58 | MP1B | Z | -4.804 | -4.804 | 0 | %100 |
| 59 | MP2B | X | -8.321 | -8.321 | 0 | %100 |
| 60 | MP2B | Z | -4.804 | -4.804 | 0 | %100 |
| 61 | MP3B | X | -8.321 | -8.321 | 0 | %100 |
| 62 | MP3B | Z | -4.804 | -4.804 | 0 | %100 |
| 63 | MP4B | X | -8.321 | -8.321 | 0 | %100 |
| 64 | MP4B | Z | -4.804 | -4.804 | 0 | %100 |
| 65 | MP5B | X | -8.321 | -8.321 | 0 | %100 |
| 66 | MP5B | Z | -4.804 | -4.804 | 0 | %100 |
| 67 | M57 | X | -8.321 | -8.321 | 0 | %100 |
| 68 | M57 | Z | -4.804 | -4.804 | 0 | %100 |
| 69 | M57A | X | -14.571 | -14.571 | 0 | %100 |
| 70 | M57A | Z | -8.412 | -8.412 | 0 | %100 |
| 71 | M58 | X | -14.571 | -14.571 | 0 | %100 |
| 72 | M58 | Z | -8.412 | -8.412 | 0 | %100 |
| 73 | M59 | X | -11.477 | -11.477 | 0 | %100 |
| 74 | M59 | Z | -6.626 | -6.626 | 0 | %100 |

Member Distributed Loads (BLC 52 : Structure Wo (330 Deg))

| | Member Label | Direction | Start Magnitude[lb/ft.... | End Magnitude[lb/ft.... | Start Location[ft.%] | End Location[ft.%] |
|----|--------------|-----------|---------------------------|-------------------------|----------------------|--------------------|
| 1 | MP1A | X | -4.804 | -4.804 | 0 | %100 |
| 2 | MP1A | Z | -8.321 | -8.321 | 0 | %100 |
| 3 | M7 | X | -6.321 | -6.321 | 0 | %100 |
| 4 | M7 | Z | -10.949 | -10.949 | 0 | %100 |
| 5 | M17 | X | -2.033 | -2.033 | 0 | %100 |
| 6 | M17 | Z | -3.522 | -3.522 | 0 | %100 |
| 7 | M48 | X | -1.114 | -1.114 | 0 | %100 |
| 8 | M48 | Z | -1.93 | -1.93 | 0 | %100 |
| 9 | M49 | X | -1.114 | -1.114 | 0 | %100 |
| 10 | M49 | Z | -1.93 | -1.93 | 0 | %100 |
| 11 | M50 | X | -1.114 | -1.114 | 0 | %100 |
| 12 | M50 | Z | -1.93 | -1.93 | 0 | %100 |
| 13 | M51 | X | -1.114 | -1.114 | 0 | %100 |
| 14 | M51 | Z | -1.93 | -1.93 | 0 | %100 |
| 15 | M12 | X | 0 | 0 | 0 | %100 |
| 16 | M12 | Z | 0 | 0 | 0 | %100 |
| 17 | M13 | X | -6.321 | -6.321 | 0 | %100 |
| 18 | M13 | Z | -10.949 | -10.949 | 0 | %100 |
| 19 | M21 | X | -4.458 | -4.458 | 0 | %100 |
| 20 | M21 | Z | -7.721 | -7.721 | 0 | %100 |
| 21 | M22 | X | -4.458 | -4.458 | 0 | %100 |

Member Distributed Loads (BLC 52 : Structure Wo (330 Deg)) (Continued)

| | Member Label | Direction | Start Magnitude[lb/ft.... | End Magnitude[lb/ft.... | Start Location[ft.%] | End Location[ft.%] |
|----|--------------|-----------|---------------------------|-------------------------|----------------------|--------------------|
| 22 | M22 | Z | -7.721 | -7.721 | 0 | %100 |
| 23 | M25 | X | -1.114 | -1.114 | 0 | %100 |
| 24 | M25 | Z | -1.93 | -1.93 | 0 | %100 |
| 25 | M26 | X | -1.114 | -1.114 | 0 | %100 |
| 26 | M26 | Z | -1.93 | -1.93 | 0 | %100 |
| 27 | M26A | X | -8.133 | -8.133 | 0 | %100 |
| 28 | M26A | Z | -14.087 | -14.087 | 0 | %100 |
| 29 | M27A | X | -2.033 | -2.033 | 0 | %100 |
| 30 | M27A | Z | -3.522 | -3.522 | 0 | %100 |
| 31 | MP2A | X | -4.804 | -4.804 | 0 | %100 |
| 32 | MP2A | Z | -8.321 | -8.321 | 0 | %100 |
| 33 | MP3A | X | -4.804 | -4.804 | 0 | %100 |
| 34 | MP3A | Z | -8.321 | -8.321 | 0 | %100 |
| 35 | MP4A | X | -4.804 | -4.804 | 0 | %100 |
| 36 | MP4A | Z | -8.321 | -8.321 | 0 | %100 |
| 37 | MP5A | X | -4.804 | -4.804 | 0 | %100 |
| 38 | MP5A | Z | -8.321 | -8.321 | 0 | %100 |
| 39 | M32A | X | -4.458 | -4.458 | 0 | %100 |
| 40 | M32A | Z | -7.721 | -7.721 | 0 | %100 |
| 41 | M33A | X | -4.458 | -4.458 | 0 | %100 |
| 42 | M33A | Z | -7.721 | -7.721 | 0 | %100 |
| 43 | M34A | X | -1.114 | -1.114 | 0 | %100 |
| 44 | M34A | Z | -1.93 | -1.93 | 0 | %100 |
| 45 | M35A | X | -1.114 | -1.114 | 0 | %100 |
| 46 | M35A | Z | -1.93 | -1.93 | 0 | %100 |
| 47 | MP1C | X | -4.804 | -4.804 | 0 | %100 |
| 48 | MP1C | Z | -8.321 | -8.321 | 0 | %100 |
| 49 | MP2C | X | -4.804 | -4.804 | 0 | %100 |
| 50 | MP2C | Z | -8.321 | -8.321 | 0 | %100 |
| 51 | MP3C | X | -4.804 | -4.804 | 0 | %100 |
| 52 | MP3C | Z | -8.321 | -8.321 | 0 | %100 |
| 53 | MP4C | X | -4.804 | -4.804 | 0 | %100 |
| 54 | MP4C | Z | -8.321 | -8.321 | 0 | %100 |
| 55 | MP5C | X | -4.804 | -4.804 | 0 | %100 |
| 56 | MP5C | Z | -8.321 | -8.321 | 0 | %100 |
| 57 | MP1B | X | -4.804 | -4.804 | 0 | %100 |
| 58 | MP1B | Z | -8.321 | -8.321 | 0 | %100 |
| 59 | MP2B | X | -4.804 | -4.804 | 0 | %100 |
| 60 | MP2B | Z | -8.321 | -8.321 | 0 | %100 |
| 61 | MP3B | X | -4.804 | -4.804 | 0 | %100 |
| 62 | MP3B | Z | -8.321 | -8.321 | 0 | %100 |
| 63 | MP4B | X | -4.804 | -4.804 | 0 | %100 |
| 64 | MP4B | Z | -8.321 | -8.321 | 0 | %100 |
| 65 | MP5B | X | -4.804 | -4.804 | 0 | %100 |
| 66 | MP5B | Z | -8.321 | -8.321 | 0 | %100 |
| 67 | M57 | X | -4.804 | -4.804 | 0 | %100 |
| 68 | M57 | Z | -8.321 | -8.321 | 0 | %100 |
| 69 | M57A | X | -7.222 | -7.222 | 0 | %100 |
| 70 | M57A | Z | -12.508 | -12.508 | 0 | %100 |
| 71 | M58 | X | -9.008 | -9.008 | 0 | %100 |
| 72 | M58 | Z | -15.602 | -15.602 | 0 | %100 |
| 73 | M59 | X | -7.222 | -7.222 | 0 | %100 |
| 74 | M59 | Z | -12.508 | -12.508 | 0 | %100 |

Member Distributed Loads (BLC 53 : Structure Wi (0 Deg))

| | Member Label | Direction | Start Magnitude[lb/ft.... | End Magnitude[lb/ft.... | Start Location[ft.%] | End Location[ft.%] |
|---|--------------|-----------|---------------------------|-------------------------|----------------------|--------------------|
| 1 | MP1A | X | 0 | 0 | 0 | %100 |
| 2 | MP1A | Z | -4.045 | -4.045 | 0 | %100 |

Member Distributed Loads (BLC 53 : Structure Wi (0 Deg)) (Continued)

| | Member Label | Direction | Start Magnitude[lb/ft.... | End Magnitude[lb/ft.... | Start Location[ft,%] | End Location[ft,%] |
|----|--------------|-----------|---------------------------|-------------------------|----------------------|--------------------|
| 3 | M7 | X | 0 | 0 | 0 | %100 |
| 4 | M7 | Z | -5.304 | -5.304 | 0 | %100 |
| 5 | M17 | X | 0 | 0 | 0 | %100 |
| 6 | M17 | Z | 0 | 0 | 0 | %100 |
| 7 | M48 | X | 0 | 0 | 0 | %100 |
| 8 | M48 | Z | 0 | 0 | 0 | %100 |
| 9 | M49 | X | 0 | 0 | 0 | %100 |
| 10 | M49 | Z | 0 | 0 | 0 | %100 |
| 11 | M50 | X | 0 | 0 | 0 | %100 |
| 12 | M50 | Z | 0 | 0 | 0 | %100 |
| 13 | M51 | X | 0 | 0 | 0 | %100 |
| 14 | M51 | Z | 0 | 0 | 0 | %100 |
| 15 | M12 | X | 0 | 0 | 0 | %100 |
| 16 | M12 | Z | -1.326 | -1.326 | 0 | %100 |
| 17 | M13 | X | 0 | 0 | 0 | %100 |
| 18 | M13 | Z | -1.326 | -1.326 | 0 | %100 |
| 19 | M21 | X | 0 | 0 | 0 | %100 |
| 20 | M21 | Z | -2.221 | -2.221 | 0 | %100 |
| 21 | M22 | X | 0 | 0 | 0 | %100 |
| 22 | M22 | Z | -2.221 | -2.221 | 0 | %100 |
| 23 | M25 | X | 0 | 0 | 0 | %100 |
| 24 | M25 | Z | -2.221 | -2.221 | 0 | %100 |
| 25 | M26 | X | 0 | 0 | 0 | %100 |
| 26 | M26 | Z | -2.221 | -2.221 | 0 | %100 |
| 27 | M26A | X | 0 | 0 | 0 | %100 |
| 28 | M26A | Z | -3.901 | -3.901 | 0 | %100 |
| 29 | M27A | X | 0 | 0 | 0 | %100 |
| 30 | M27A | Z | -3.901 | -3.901 | 0 | %100 |
| 31 | MP2A | X | 0 | 0 | 0 | %100 |
| 32 | MP2A | Z | -4.045 | -4.045 | 0 | %100 |
| 33 | MP3A | X | 0 | 0 | 0 | %100 |
| 34 | MP3A | Z | -4.045 | -4.045 | 0 | %100 |
| 35 | MP4A | X | 0 | 0 | 0 | %100 |
| 36 | MP4A | Z | -4.045 | -4.045 | 0 | %100 |
| 37 | MP5A | X | 0 | 0 | 0 | %100 |
| 38 | MP5A | Z | -4.045 | -4.045 | 0 | %100 |
| 39 | M32A | X | 0 | 0 | 0 | %100 |
| 40 | M32A | Z | -2.221 | -2.221 | 0 | %100 |
| 41 | M33A | X | 0 | 0 | 0 | %100 |
| 42 | M33A | Z | -2.221 | -2.221 | 0 | %100 |
| 43 | M34A | X | 0 | 0 | 0 | %100 |
| 44 | M34A | Z | -2.221 | -2.221 | 0 | %100 |
| 45 | M35A | X | 0 | 0 | 0 | %100 |
| 46 | M35A | Z | -2.221 | -2.221 | 0 | %100 |
| 47 | MP1C | X | 0 | 0 | 0 | %100 |
| 48 | MP1C | Z | -4.045 | -4.045 | 0 | %100 |
| 49 | MP2C | X | 0 | 0 | 0 | %100 |
| 50 | MP2C | Z | -4.045 | -4.045 | 0 | %100 |
| 51 | MP3C | X | 0 | 0 | 0 | %100 |
| 52 | MP3C | Z | -4.045 | -4.045 | 0 | %100 |
| 53 | MP4C | X | 0 | 0 | 0 | %100 |
| 54 | MP4C | Z | -4.045 | -4.045 | 0 | %100 |
| 55 | MP5C | X | 0 | 0 | 0 | %100 |
| 56 | MP5C | Z | -4.045 | -4.045 | 0 | %100 |
| 57 | MP1B | X | 0 | 0 | 0 | %100 |
| 58 | MP1B | Z | -4.045 | -4.045 | 0 | %100 |
| 59 | MP2B | X | 0 | 0 | 0 | %100 |
| 60 | MP2B | Z | -4.045 | -4.045 | 0 | %100 |
| 61 | MP3B | X | 0 | 0 | 0 | %100 |

Member Distributed Loads (BLC 53 : Structure Wi (0 Deg)) (Continued)

| | Member Label | Direction | Start Magnitude[lb/ft....] | End Magnitude[lb/ft....] | Start Location[ft.%] | End Location[ft.%] |
|----|--------------|-----------|----------------------------|--------------------------|----------------------|--------------------|
| 62 | MP3B | Z | -4.045 | -4.045 | 0 | %100 |
| 63 | MP4B | X | 0 | 0 | 0 | %100 |
| 64 | MP4B | Z | -4.045 | -4.045 | 0 | %100 |
| 65 | MP5B | X | 0 | 0 | 0 | %100 |
| 66 | MP5B | Z | -4.045 | -4.045 | 0 | %100 |
| 67 | M57 | X | 0 | 0 | 0 | %100 |
| 68 | M57 | Z | -4.045 | -4.045 | 0 | %100 |
| 69 | M57A | X | 0 | 0 | 0 | %100 |
| 70 | M57A | Z | -3.146 | -3.146 | 0 | %100 |
| 71 | M58 | X | 0 | 0 | 0 | %100 |
| 72 | M58 | Z | -4.629 | -4.629 | 0 | %100 |
| 73 | M59 | X | 0 | 0 | 0 | %100 |
| 74 | M59 | Z | -4.629 | -4.629 | 0 | %100 |

Member Distributed Loads (BLC 54 : Structure Wi (30 Deg))

| | Member Label | Direction | Start Magnitude[lb/ft....] | End Magnitude[lb/ft....] | Start Location[ft.%] | End Location[ft.%] |
|----|--------------|-----------|----------------------------|--------------------------|----------------------|--------------------|
| 1 | MP1A | X | 2.023 | 2.023 | 0 | %100 |
| 2 | MP1A | Z | -3.503 | -3.503 | 0 | %100 |
| 3 | M7 | X | 1.989 | 1.989 | 0 | %100 |
| 4 | M7 | Z | -3.445 | -3.445 | 0 | %100 |
| 5 | M17 | X | .65 | .65 | 0 | %100 |
| 6 | M17 | Z | -1.126 | -1.126 | 0 | %100 |
| 7 | M48 | X | .37 | .37 | 0 | %100 |
| 8 | M48 | Z | -.641 | -.641 | 0 | %100 |
| 9 | M49 | X | .37 | .37 | 0 | %100 |
| 10 | M49 | Z | -.641 | -.641 | 0 | %100 |
| 11 | M50 | X | .37 | .37 | 0 | %100 |
| 12 | M50 | Z | -.641 | -.641 | 0 | %100 |
| 13 | M51 | X | .37 | .37 | 0 | %100 |
| 14 | M51 | Z | -.641 | -.641 | 0 | %100 |
| 15 | M12 | X | 1.989 | 1.989 | 0 | %100 |
| 16 | M12 | Z | -3.445 | -3.445 | 0 | %100 |
| 17 | M13 | X | 0 | 0 | 0 | %100 |
| 18 | M13 | Z | 0 | 0 | 0 | %100 |
| 19 | M21 | X | .37 | .37 | 0 | %100 |
| 20 | M21 | Z | -.641 | -.641 | 0 | %100 |
| 21 | M22 | X | .37 | .37 | 0 | %100 |
| 22 | M22 | Z | -.641 | -.641 | 0 | %100 |
| 23 | M25 | X | 1.48 | 1.48 | 0 | %100 |
| 24 | M25 | Z | -2.564 | -2.564 | 0 | %100 |
| 25 | M26 | X | 1.48 | 1.48 | 0 | %100 |
| 26 | M26 | Z | -2.564 | -2.564 | 0 | %100 |
| 27 | M26A | X | .65 | .65 | 0 | %100 |
| 28 | M26A | Z | -1.126 | -1.126 | 0 | %100 |
| 29 | M27A | X | 2.601 | 2.601 | 0 | %100 |
| 30 | M27A | Z | -4.504 | -4.504 | 0 | %100 |
| 31 | MP2A | X | 2.023 | 2.023 | 0 | %100 |
| 32 | MP2A | Z | -3.503 | -3.503 | 0 | %100 |
| 33 | MP3A | X | 2.023 | 2.023 | 0 | %100 |
| 34 | MP3A | Z | -3.503 | -3.503 | 0 | %100 |
| 35 | MP4A | X | 2.023 | 2.023 | 0 | %100 |
| 36 | MP4A | Z | -3.503 | -3.503 | 0 | %100 |
| 37 | MP5A | X | 2.023 | 2.023 | 0 | %100 |
| 38 | MP5A | Z | -3.503 | -3.503 | 0 | %100 |
| 39 | M32A | X | .37 | .37 | 0 | %100 |
| 40 | M32A | Z | -.641 | -.641 | 0 | %100 |
| 41 | M33A | X | .37 | .37 | 0 | %100 |
| 42 | M33A | Z | -.641 | -.641 | 0 | %100 |

Member Distributed Loads (BLC 54 : Structure Wi (30 Deg)) (Continued)

| | Member Label | Direction | Start Magnitude[lb/ft.... | End Magnitude[lb/ft.... | Start Location[ft.%] | End Location[ft.%] |
|----|--------------|-----------|---------------------------|-------------------------|----------------------|--------------------|
| 43 | M34A | X | 1.48 | 1.48 | 0 | %100 |
| 44 | M34A | Z | -2.564 | -2.564 | 0 | %100 |
| 45 | M35A | X | 1.48 | 1.48 | 0 | %100 |
| 46 | M35A | Z | -2.564 | -2.564 | 0 | %100 |
| 47 | MP1C | X | 2.023 | 2.023 | 0 | %100 |
| 48 | MP1C | Z | -3.503 | -3.503 | 0 | %100 |
| 49 | MP2C | X | 2.023 | 2.023 | 0 | %100 |
| 50 | MP2C | Z | -3.503 | -3.503 | 0 | %100 |
| 51 | MP3C | X | 2.023 | 2.023 | 0 | %100 |
| 52 | MP3C | Z | -3.503 | -3.503 | 0 | %100 |
| 53 | MP4C | X | 2.023 | 2.023 | 0 | %100 |
| 54 | MP4C | Z | -3.503 | -3.503 | 0 | %100 |
| 55 | MP5C | X | 2.023 | 2.023 | 0 | %100 |
| 56 | MP5C | Z | -3.503 | -3.503 | 0 | %100 |
| 57 | MP1B | X | 2.023 | 2.023 | 0 | %100 |
| 58 | MP1B | Z | -3.503 | -3.503 | 0 | %100 |
| 59 | MP2B | X | 2.023 | 2.023 | 0 | %100 |
| 60 | MP2B | Z | -3.503 | -3.503 | 0 | %100 |
| 61 | MP3B | X | 2.023 | 2.023 | 0 | %100 |
| 62 | MP3B | Z | -3.503 | -3.503 | 0 | %100 |
| 63 | MP4B | X | 2.023 | 2.023 | 0 | %100 |
| 64 | MP4B | Z | -3.503 | -3.503 | 0 | %100 |
| 65 | MP5B | X | 2.023 | 2.023 | 0 | %100 |
| 66 | MP5B | Z | -3.503 | -3.503 | 0 | %100 |
| 67 | M57 | X | 2.023 | 2.023 | 0 | %100 |
| 68 | M57 | Z | -3.503 | -3.503 | 0 | %100 |
| 69 | M57A | X | 1.82 | 1.82 | 0 | %100 |
| 70 | M57A | Z | -3.153 | -3.153 | 0 | %100 |
| 71 | M58 | X | 1.82 | 1.82 | 0 | %100 |
| 72 | M58 | Z | -3.153 | -3.153 | 0 | %100 |
| 73 | M59 | X | 2.562 | 2.562 | 0 | %100 |
| 74 | M59 | Z | -4.437 | -4.437 | 0 | %100 |

Member Distributed Loads (BLC 55 : Structure Wi (60 Deg))

| | Member Label | Direction | Start Magnitude[lb/ft.... | End Magnitude[lb/ft.... | Start Location[ft.%] | End Location[ft.%] |
|----|--------------|-----------|---------------------------|-------------------------|----------------------|--------------------|
| 1 | MP1A | X | 3.503 | 3.503 | 0 | %100 |
| 2 | MP1A | Z | -2.023 | -2.023 | 0 | %100 |
| 3 | M7 | X | 1.148 | 1.148 | 0 | %100 |
| 4 | M7 | Z | -.663 | -.663 | 0 | %100 |
| 5 | M17 | X | 3.378 | 3.378 | 0 | %100 |
| 6 | M17 | Z | -1.95 | -1.95 | 0 | %100 |
| 7 | M48 | X | 1.923 | 1.923 | 0 | %100 |
| 8 | M48 | Z | -1.11 | -1.11 | 0 | %100 |
| 9 | M49 | X | 1.923 | 1.923 | 0 | %100 |
| 10 | M49 | Z | -1.11 | -1.11 | 0 | %100 |
| 11 | M50 | X | 1.923 | 1.923 | 0 | %100 |
| 12 | M50 | Z | -1.11 | -1.11 | 0 | %100 |
| 13 | M51 | X | 1.923 | 1.923 | 0 | %100 |
| 14 | M51 | Z | -1.11 | -1.11 | 0 | %100 |
| 15 | M12 | X | 4.593 | 4.593 | 0 | %100 |
| 16 | M12 | Z | -2.652 | -2.652 | 0 | %100 |
| 17 | M13 | X | 1.148 | 1.148 | 0 | %100 |
| 18 | M13 | Z | -.663 | -.663 | 0 | %100 |
| 19 | M21 | X | 0 | 0 | 0 | %100 |
| 20 | M21 | Z | 0 | 0 | 0 | %100 |
| 21 | M22 | X | 0 | 0 | 0 | %100 |
| 22 | M22 | Z | 0 | 0 | 0 | %100 |
| 23 | M25 | X | 1.923 | 1.923 | 0 | %100 |

Member Distributed Loads (BLC 55 : Structure Wi (60 Deg)) (Continued)

| | Member Label | Direction | Start Magnitude[lb/ft....] | End Magnitude[lb/ft....] | Start Location[ft.%] | End Location[ft.%] |
|----|--------------|-----------|----------------------------|--------------------------|----------------------|--------------------|
| 24 | M25 | Z | -1.11 | -1.11 | 0 | %100 |
| 25 | M26 | X | 1.923 | 1.923 | 0 | %100 |
| 26 | M26 | Z | -1.11 | -1.11 | 0 | %100 |
| 27 | M26A | X | 0 | 0 | 0 | %100 |
| 28 | M26A | Z | 0 | 0 | 0 | %100 |
| 29 | M27A | X | 3.378 | 3.378 | 0 | %100 |
| 30 | M27A | Z | -1.95 | -1.95 | 0 | %100 |
| 31 | MP2A | X | 3.503 | 3.503 | 0 | %100 |
| 32 | MP2A | Z | -2.023 | -2.023 | 0 | %100 |
| 33 | MP3A | X | 3.503 | 3.503 | 0 | %100 |
| 34 | MP3A | Z | -2.023 | -2.023 | 0 | %100 |
| 35 | MP4A | X | 3.503 | 3.503 | 0 | %100 |
| 36 | MP4A | Z | -2.023 | -2.023 | 0 | %100 |
| 37 | MP5A | X | 3.503 | 3.503 | 0 | %100 |
| 38 | MP5A | Z | -2.023 | -2.023 | 0 | %100 |
| 39 | M32A | X | 0 | 0 | 0 | %100 |
| 40 | M32A | Z | 0 | 0 | 0 | %100 |
| 41 | M33A | X | 0 | 0 | 0 | %100 |
| 42 | M33A | Z | 0 | 0 | 0 | %100 |
| 43 | M34A | X | 1.923 | 1.923 | 0 | %100 |
| 44 | M34A | Z | -1.11 | -1.11 | 0 | %100 |
| 45 | M35A | X | 1.923 | 1.923 | 0 | %100 |
| 46 | M35A | Z | -1.11 | -1.11 | 0 | %100 |
| 47 | MP1C | X | 3.503 | 3.503 | 0 | %100 |
| 48 | MP1C | Z | -2.023 | -2.023 | 0 | %100 |
| 49 | MP2C | X | 3.503 | 3.503 | 0 | %100 |
| 50 | MP2C | Z | -2.023 | -2.023 | 0 | %100 |
| 51 | MP3C | X | 3.503 | 3.503 | 0 | %100 |
| 52 | MP3C | Z | -2.023 | -2.023 | 0 | %100 |
| 53 | MP4C | X | 3.503 | 3.503 | 0 | %100 |
| 54 | MP4C | Z | -2.023 | -2.023 | 0 | %100 |
| 55 | MP5C | X | 3.503 | 3.503 | 0 | %100 |
| 56 | MP5C | Z | -2.023 | -2.023 | 0 | %100 |
| 57 | MP1B | X | 3.503 | 3.503 | 0 | %100 |
| 58 | MP1B | Z | -2.023 | -2.023 | 0 | %100 |
| 59 | MP2B | X | 3.503 | 3.503 | 0 | %100 |
| 60 | MP2B | Z | -2.023 | -2.023 | 0 | %100 |
| 61 | MP3B | X | 3.503 | 3.503 | 0 | %100 |
| 62 | MP3B | Z | -2.023 | -2.023 | 0 | %100 |
| 63 | MP4B | X | 3.503 | 3.503 | 0 | %100 |
| 64 | MP4B | Z | -2.023 | -2.023 | 0 | %100 |
| 65 | MP5B | X | 3.503 | 3.503 | 0 | %100 |
| 66 | MP5B | Z | -2.023 | -2.023 | 0 | %100 |
| 67 | M57 | X | 3.503 | 3.503 | 0 | %100 |
| 68 | M57 | Z | -2.023 | -2.023 | 0 | %100 |
| 69 | M57A | X | 4.009 | 4.009 | 0 | %100 |
| 70 | M57A | Z | -2.315 | -2.315 | 0 | %100 |
| 71 | M58 | X | 2.725 | 2.725 | 0 | %100 |
| 72 | M58 | Z | -1.573 | -1.573 | 0 | %100 |
| 73 | M59 | X | 4.009 | 4.009 | 0 | %100 |
| 74 | M59 | Z | -2.315 | -2.315 | 0 | %100 |

Member Distributed Loads (BLC 56 : Structure Wi (90 Deg))

| | Member Label | Direction | Start Magnitude[lb/ft....] | End Magnitude[lb/ft....] | Start Location[ft.%] | End Location[ft.%] |
|---|--------------|-----------|----------------------------|--------------------------|----------------------|--------------------|
| 1 | MP1A | X | 4.045 | 4.045 | 0 | %100 |
| 2 | MP1A | Z | 0 | 0 | 0 | %100 |
| 3 | M7 | X | 0 | 0 | 0 | %100 |
| 4 | M7 | Z | 0 | 0 | 0 | %100 |

Member Distributed Loads (BLC 56 : Structure Wi (90 Deg)) (Continued)

| | Member Label | Direction | Start Magnitude[lb/ft....] | End Magnitude[lb/ft....] | Start Location[ft.%] | End Location[ft.%] |
|----|--------------|-----------|----------------------------|--------------------------|----------------------|--------------------|
| 5 | M17 | X | 5.201 | 5.201 | 0 | %100 |
| 6 | M17 | Z | 0 | 0 | 0 | %100 |
| 7 | M48 | X | 2.961 | 2.961 | 0 | %100 |
| 8 | M48 | Z | 0 | 0 | 0 | %100 |
| 9 | M49 | X | 2.961 | 2.961 | 0 | %100 |
| 10 | M49 | Z | 0 | 0 | 0 | %100 |
| 11 | M50 | X | 2.961 | 2.961 | 0 | %100 |
| 12 | M50 | Z | 0 | 0 | 0 | %100 |
| 13 | M51 | X | 2.961 | 2.961 | 0 | %100 |
| 14 | M51 | Z | 0 | 0 | 0 | %100 |
| 15 | M12 | X | 3.978 | 3.978 | 0 | %100 |
| 16 | M12 | Z | 0 | 0 | 0 | %100 |
| 17 | M13 | X | 3.978 | 3.978 | 0 | %100 |
| 18 | M13 | Z | 0 | 0 | 0 | %100 |
| 19 | M21 | X | .74 | .74 | 0 | %100 |
| 20 | M21 | Z | 0 | 0 | 0 | %100 |
| 21 | M22 | X | .74 | .74 | 0 | %100 |
| 22 | M22 | Z | 0 | 0 | 0 | %100 |
| 23 | M25 | X | .74 | .74 | 0 | %100 |
| 24 | M25 | Z | 0 | 0 | 0 | %100 |
| 25 | M26 | X | .74 | .74 | 0 | %100 |
| 26 | M26 | Z | 0 | 0 | 0 | %100 |
| 27 | M26A | X | 1.3 | 1.3 | 0 | %100 |
| 28 | M26A | Z | 0 | 0 | 0 | %100 |
| 29 | M27A | X | 1.3 | 1.3 | 0 | %100 |
| 30 | M27A | Z | 0 | 0 | 0 | %100 |
| 31 | MP2A | X | 4.045 | 4.045 | 0 | %100 |
| 32 | MP2A | Z | 0 | 0 | 0 | %100 |
| 33 | MP3A | X | 4.045 | 4.045 | 0 | %100 |
| 34 | MP3A | Z | 0 | 0 | 0 | %100 |
| 35 | MP4A | X | 4.045 | 4.045 | 0 | %100 |
| 36 | MP4A | Z | 0 | 0 | 0 | %100 |
| 37 | MP5A | X | 4.045 | 4.045 | 0 | %100 |
| 38 | MP5A | Z | 0 | 0 | 0 | %100 |
| 39 | M32A | X | .74 | .74 | 0 | %100 |
| 40 | M32A | Z | 0 | 0 | 0 | %100 |
| 41 | M33A | X | .74 | .74 | 0 | %100 |
| 42 | M33A | Z | 0 | 0 | 0 | %100 |
| 43 | M34A | X | .74 | .74 | 0 | %100 |
| 44 | M34A | Z | 0 | 0 | 0 | %100 |
| 45 | M35A | X | .74 | .74 | 0 | %100 |
| 46 | M35A | Z | 0 | 0 | 0 | %100 |
| 47 | MP1C | X | 4.045 | 4.045 | 0 | %100 |
| 48 | MP1C | Z | 0 | 0 | 0 | %100 |
| 49 | MP2C | X | 4.045 | 4.045 | 0 | %100 |
| 50 | MP2C | Z | 0 | 0 | 0 | %100 |
| 51 | MP3C | X | 4.045 | 4.045 | 0 | %100 |
| 52 | MP3C | Z | 0 | 0 | 0 | %100 |
| 53 | MP4C | X | 4.045 | 4.045 | 0 | %100 |
| 54 | MP4C | Z | 0 | 0 | 0 | %100 |
| 55 | MP5C | X | 4.045 | 4.045 | 0 | %100 |
| 56 | MP5C | Z | 0 | 0 | 0 | %100 |
| 57 | MP1B | X | 4.045 | 4.045 | 0 | %100 |
| 58 | MP1B | Z | 0 | 0 | 0 | %100 |
| 59 | MP2B | X | 4.045 | 4.045 | 0 | %100 |
| 60 | MP2B | Z | 0 | 0 | 0 | %100 |
| 61 | MP3B | X | 4.045 | 4.045 | 0 | %100 |
| 62 | MP3B | Z | 0 | 0 | 0 | %100 |
| 63 | MP4B | X | 4.045 | 4.045 | 0 | %100 |

Member Distributed Loads (BLC 56 : Structure Wi (90 Deg)) (Continued)

| | Member Label | Direction | Start Magnitude[lb/ft....] | End Magnitude[lb/ft....] | Start Location[ft,%] | End Location[ft,%] |
|----|--------------|-----------|----------------------------|--------------------------|----------------------|--------------------|
| 64 | MP4B | Z | 0 | 0 | 0 | %100 |
| 65 | MP5B | X | 4.045 | 4.045 | 0 | %100 |
| 66 | MP5B | Z | 0 | 0 | 0 | %100 |
| 67 | M57 | X | 4.045 | 4.045 | 0 | %100 |
| 68 | M57 | Z | 0 | 0 | 0 | %100 |
| 69 | M57A | X | 5.124 | 5.124 | 0 | %100 |
| 70 | M57A | Z | 0 | 0 | 0 | %100 |
| 71 | M58 | X | 3.641 | 3.641 | 0 | %100 |
| 72 | M58 | Z | 0 | 0 | 0 | %100 |
| 73 | M59 | X | 3.641 | 3.641 | 0 | %100 |
| 74 | M59 | Z | 0 | 0 | 0 | %100 |

Member Distributed Loads (BLC 57 : Structure Wi (120 Deg))

| | Member Label | Direction | Start Magnitude[lb/ft....] | End Magnitude[lb/ft....] | Start Location[ft,%] | End Location[ft,%] |
|----|--------------|-----------|----------------------------|--------------------------|----------------------|--------------------|
| 1 | MP1A | X | 3.503 | 3.503 | 0 | %100 |
| 2 | MP1A | Z | 2.023 | 2.023 | 0 | %100 |
| 3 | M7 | X | 1.148 | 1.148 | 0 | %100 |
| 4 | M7 | Z | .663 | .663 | 0 | %100 |
| 5 | M17 | X | 3.378 | 3.378 | 0 | %100 |
| 6 | M17 | Z | 1.95 | 1.95 | 0 | %100 |
| 7 | M48 | X | 1.923 | 1.923 | 0 | %100 |
| 8 | M48 | Z | 1.11 | 1.11 | 0 | %100 |
| 9 | M49 | X | 1.923 | 1.923 | 0 | %100 |
| 10 | M49 | Z | 1.11 | 1.11 | 0 | %100 |
| 11 | M50 | X | 1.923 | 1.923 | 0 | %100 |
| 12 | M50 | Z | 1.11 | 1.11 | 0 | %100 |
| 13 | M51 | X | 1.923 | 1.923 | 0 | %100 |
| 14 | M51 | Z | 1.11 | 1.11 | 0 | %100 |
| 15 | M12 | X | 1.148 | 1.148 | 0 | %100 |
| 16 | M12 | Z | .663 | .663 | 0 | %100 |
| 17 | M13 | X | 4.593 | 4.593 | 0 | %100 |
| 18 | M13 | Z | 2.652 | 2.652 | 0 | %100 |
| 19 | M21 | X | 1.923 | 1.923 | 0 | %100 |
| 20 | M21 | Z | 1.11 | 1.11 | 0 | %100 |
| 21 | M22 | X | 1.923 | 1.923 | 0 | %100 |
| 22 | M22 | Z | 1.11 | 1.11 | 0 | %100 |
| 23 | M25 | X | 0 | 0 | 0 | %100 |
| 24 | M25 | Z | 0 | 0 | 0 | %100 |
| 25 | M26 | X | 0 | 0 | 0 | %100 |
| 26 | M26 | Z | 0 | 0 | 0 | %100 |
| 27 | M26A | X | 3.378 | 3.378 | 0 | %100 |
| 28 | M26A | Z | 1.95 | 1.95 | 0 | %100 |
| 29 | M27A | X | 0 | 0 | 0 | %100 |
| 30 | M27A | Z | 0 | 0 | 0 | %100 |
| 31 | MP2A | X | 3.503 | 3.503 | 0 | %100 |
| 32 | MP2A | Z | 2.023 | 2.023 | 0 | %100 |
| 33 | MP3A | X | 3.503 | 3.503 | 0 | %100 |
| 34 | MP3A | Z | 2.023 | 2.023 | 0 | %100 |
| 35 | MP4A | X | 3.503 | 3.503 | 0 | %100 |
| 36 | MP4A | Z | 2.023 | 2.023 | 0 | %100 |
| 37 | MP5A | X | 3.503 | 3.503 | 0 | %100 |
| 38 | MP5A | Z | 2.023 | 2.023 | 0 | %100 |
| 39 | M32A | X | 1.923 | 1.923 | 0 | %100 |
| 40 | M32A | Z | 1.11 | 1.11 | 0 | %100 |
| 41 | M33A | X | 1.923 | 1.923 | 0 | %100 |
| 42 | M33A | Z | 1.11 | 1.11 | 0 | %100 |
| 43 | M34A | X | 0 | 0 | 0 | %100 |
| 44 | M34A | Z | 0 | 0 | 0 | %100 |

Member Distributed Loads (BLC 57 : Structure Wi (120 Deg)) (Continued)

| | Member Label | Direction | Start Magnitude[lb/ft....] | End Magnitude[lb/ft....] | Start Location[ft.%] | End Location[ft.%] |
|----|--------------|-----------|----------------------------|--------------------------|----------------------|--------------------|
| 45 | M35A | X | 0 | 0 | 0 | %100 |
| 46 | M35A | Z | 0 | 0 | 0 | %100 |
| 47 | MP1C | X | 3.503 | 3.503 | 0 | %100 |
| 48 | MP1C | Z | 2.023 | 2.023 | 0 | %100 |
| 49 | MP2C | X | 3.503 | 3.503 | 0 | %100 |
| 50 | MP2C | Z | 2.023 | 2.023 | 0 | %100 |
| 51 | MP3C | X | 3.503 | 3.503 | 0 | %100 |
| 52 | MP3C | Z | 2.023 | 2.023 | 0 | %100 |
| 53 | MP4C | X | 3.503 | 3.503 | 0 | %100 |
| 54 | MP4C | Z | 2.023 | 2.023 | 0 | %100 |
| 55 | MP5C | X | 3.503 | 3.503 | 0 | %100 |
| 56 | MP5C | Z | 2.023 | 2.023 | 0 | %100 |
| 57 | MP1B | X | 3.503 | 3.503 | 0 | %100 |
| 58 | MP1B | Z | 2.023 | 2.023 | 0 | %100 |
| 59 | MP2B | X | 3.503 | 3.503 | 0 | %100 |
| 60 | MP2B | Z | 2.023 | 2.023 | 0 | %100 |
| 61 | MP3B | X | 3.503 | 3.503 | 0 | %100 |
| 62 | MP3B | Z | 2.023 | 2.023 | 0 | %100 |
| 63 | MP4B | X | 3.503 | 3.503 | 0 | %100 |
| 64 | MP4B | Z | 2.023 | 2.023 | 0 | %100 |
| 65 | MP5B | X | 3.503 | 3.503 | 0 | %100 |
| 66 | MP5B | Z | 2.023 | 2.023 | 0 | %100 |
| 67 | M57 | X | 3.503 | 3.503 | 0 | %100 |
| 68 | M57 | Z | 2.023 | 2.023 | 0 | %100 |
| 69 | M57A | X | 4.009 | 4.009 | 0 | %100 |
| 70 | M57A | Z | 2.315 | 2.315 | 0 | %100 |
| 71 | M58 | X | 4.009 | 4.009 | 0 | %100 |
| 72 | M58 | Z | 2.315 | 2.315 | 0 | %100 |
| 73 | M59 | X | 2.725 | 2.725 | 0 | %100 |
| 74 | M59 | Z | 1.573 | 1.573 | 0 | %100 |

Member Distributed Loads (BLC 58 : Structure Wi (150 Deg))

| | Member Label | Direction | Start Magnitude[lb/ft....] | End Magnitude[lb/ft....] | Start Location[ft.%] | End Location[ft.%] |
|----|--------------|-----------|----------------------------|--------------------------|----------------------|--------------------|
| 1 | MP1A | X | 2.023 | 2.023 | 0 | %100 |
| 2 | MP1A | Z | 3.503 | 3.503 | 0 | %100 |
| 3 | M7 | X | 1.989 | 1.989 | 0 | %100 |
| 4 | M7 | Z | 3.445 | 3.445 | 0 | %100 |
| 5 | M17 | X | .65 | .65 | 0 | %100 |
| 6 | M17 | Z | 1.126 | 1.126 | 0 | %100 |
| 7 | M48 | X | .37 | .37 | 0 | %100 |
| 8 | M48 | Z | .641 | .641 | 0 | %100 |
| 9 | M49 | X | .37 | .37 | 0 | %100 |
| 10 | M49 | Z | .641 | .641 | 0 | %100 |
| 11 | M50 | X | .37 | .37 | 0 | %100 |
| 12 | M50 | Z | .641 | .641 | 0 | %100 |
| 13 | M51 | X | .37 | .37 | 0 | %100 |
| 14 | M51 | Z | .641 | .641 | 0 | %100 |
| 15 | M12 | X | 0 | 0 | 0 | %100 |
| 16 | M12 | Z | 0 | 0 | 0 | %100 |
| 17 | M13 | X | 1.989 | 1.989 | 0 | %100 |
| 18 | M13 | Z | 3.445 | 3.445 | 0 | %100 |
| 19 | M21 | X | 1.48 | 1.48 | 0 | %100 |
| 20 | M21 | Z | 2.564 | 2.564 | 0 | %100 |
| 21 | M22 | X | 1.48 | 1.48 | 0 | %100 |
| 22 | M22 | Z | 2.564 | 2.564 | 0 | %100 |
| 23 | M25 | X | .37 | .37 | 0 | %100 |
| 24 | M25 | Z | .641 | .641 | 0 | %100 |
| 25 | M26 | X | .37 | .37 | 0 | %100 |

Member Distributed Loads (BLC 58 : Structure Wi (150 Deg)) (Continued)

| | Member Label | Direction | Start Magnitude[lb/ft....] | End Magnitude[lb/ft....] | Start Location[ft.%] | End Location[ft.%] |
|----|--------------|-----------|----------------------------|--------------------------|----------------------|--------------------|
| 26 | M26 | Z | .641 | .641 | 0 | %100 |
| 27 | M26A | X | 2.601 | 2.601 | 0 | %100 |
| 28 | M26A | Z | 4.504 | 4.504 | 0 | %100 |
| 29 | M27A | X | .65 | .65 | 0 | %100 |
| 30 | M27A | Z | 1.126 | 1.126 | 0 | %100 |
| 31 | MP2A | X | 2.023 | 2.023 | 0 | %100 |
| 32 | MP2A | Z | 3.503 | 3.503 | 0 | %100 |
| 33 | MP3A | X | 2.023 | 2.023 | 0 | %100 |
| 34 | MP3A | Z | 3.503 | 3.503 | 0 | %100 |
| 35 | MP4A | X | 2.023 | 2.023 | 0 | %100 |
| 36 | MP4A | Z | 3.503 | 3.503 | 0 | %100 |
| 37 | MP5A | X | 2.023 | 2.023 | 0 | %100 |
| 38 | MP5A | Z | 3.503 | 3.503 | 0 | %100 |
| 39 | M32A | X | 1.48 | 1.48 | 0 | %100 |
| 40 | M32A | Z | 2.564 | 2.564 | 0 | %100 |
| 41 | M33A | X | 1.48 | 1.48 | 0 | %100 |
| 42 | M33A | Z | 2.564 | 2.564 | 0 | %100 |
| 43 | M34A | X | .37 | .37 | 0 | %100 |
| 44 | M34A | Z | .641 | .641 | 0 | %100 |
| 45 | M35A | X | .37 | .37 | 0 | %100 |
| 46 | M35A | Z | .641 | .641 | 0 | %100 |
| 47 | MP1C | X | 2.023 | 2.023 | 0 | %100 |
| 48 | MP1C | Z | 3.503 | 3.503 | 0 | %100 |
| 49 | MP2C | X | 2.023 | 2.023 | 0 | %100 |
| 50 | MP2C | Z | 3.503 | 3.503 | 0 | %100 |
| 51 | MP3C | X | 2.023 | 2.023 | 0 | %100 |
| 52 | MP3C | Z | 3.503 | 3.503 | 0 | %100 |
| 53 | MP4C | X | 2.023 | 2.023 | 0 | %100 |
| 54 | MP4C | Z | 3.503 | 3.503 | 0 | %100 |
| 55 | MP5C | X | 2.023 | 2.023 | 0 | %100 |
| 56 | MP5C | Z | 3.503 | 3.503 | 0 | %100 |
| 57 | MP1B | X | 2.023 | 2.023 | 0 | %100 |
| 58 | MP1B | Z | 3.503 | 3.503 | 0 | %100 |
| 59 | MP2B | X | 2.023 | 2.023 | 0 | %100 |
| 60 | MP2B | Z | 3.503 | 3.503 | 0 | %100 |
| 61 | MP3B | X | 2.023 | 2.023 | 0 | %100 |
| 62 | MP3B | Z | 3.503 | 3.503 | 0 | %100 |
| 63 | MP4B | X | 2.023 | 2.023 | 0 | %100 |
| 64 | MP4B | Z | 3.503 | 3.503 | 0 | %100 |
| 65 | MP5B | X | 2.023 | 2.023 | 0 | %100 |
| 66 | MP5B | Z | 3.503 | 3.503 | 0 | %100 |
| 67 | M57 | X | 2.023 | 2.023 | 0 | %100 |
| 68 | M57 | Z | 3.503 | 3.503 | 0 | %100 |
| 69 | M57A | X | 1.82 | 1.82 | 0 | %100 |
| 70 | M57A | Z | 3.153 | 3.153 | 0 | %100 |
| 71 | M58 | X | 2.562 | 2.562 | 0 | %100 |
| 72 | M58 | Z | 4.437 | 4.437 | 0 | %100 |
| 73 | M59 | X | 1.82 | 1.82 | 0 | %100 |
| 74 | M59 | Z | 3.153 | 3.153 | 0 | %100 |

Member Distributed Loads (BLC 59 : Structure Wi (180 Deg))

| | Member Label | Direction | Start Magnitude[lb/ft....] | End Magnitude[lb/ft....] | Start Location[ft.%] | End Location[ft.%] |
|---|--------------|-----------|----------------------------|--------------------------|----------------------|--------------------|
| 1 | MP1A | X | 0 | 0 | 0 | %100 |
| 2 | MP1A | Z | 4.045 | 4.045 | 0 | %100 |
| 3 | M7 | X | 0 | 0 | 0 | %100 |
| 4 | M7 | Z | 5.304 | 5.304 | 0 | %100 |
| 5 | M17 | X | 0 | 0 | 0 | %100 |
| 6 | M17 | Z | 0 | 0 | 0 | %100 |

Member Distributed Loads (BLC 59 : Structure Wi (180 Deg)) (Continued)

| | Member Label | Direction | Start Magnitude[lb/ft.... | End Magnitude[lb/ft.... | Start Location[ft.%] | End Location[ft.%] |
|----|--------------|-----------|---------------------------|-------------------------|----------------------|--------------------|
| 7 | M48 | X | 0 | 0 | 0 | %100 |
| 8 | M48 | Z | 0 | 0 | 0 | %100 |
| 9 | M49 | X | 0 | 0 | 0 | %100 |
| 10 | M49 | Z | 0 | 0 | 0 | %100 |
| 11 | M50 | X | 0 | 0 | 0 | %100 |
| 12 | M50 | Z | 0 | 0 | 0 | %100 |
| 13 | M51 | X | 0 | 0 | 0 | %100 |
| 14 | M51 | Z | 0 | 0 | 0 | %100 |
| 15 | M12 | X | 0 | 0 | 0 | %100 |
| 16 | M12 | Z | 1.326 | 1.326 | 0 | %100 |
| 17 | M13 | X | 0 | 0 | 0 | %100 |
| 18 | M13 | Z | 1.326 | 1.326 | 0 | %100 |
| 19 | M21 | X | 0 | 0 | 0 | %100 |
| 20 | M21 | Z | 2.221 | 2.221 | 0 | %100 |
| 21 | M22 | X | 0 | 0 | 0 | %100 |
| 22 | M22 | Z | 2.221 | 2.221 | 0 | %100 |
| 23 | M25 | X | 0 | 0 | 0 | %100 |
| 24 | M25 | Z | 2.221 | 2.221 | 0 | %100 |
| 25 | M26 | X | 0 | 0 | 0 | %100 |
| 26 | M26 | Z | 2.221 | 2.221 | 0 | %100 |
| 27 | M26A | X | 0 | 0 | 0 | %100 |
| 28 | M26A | Z | 3.901 | 3.901 | 0 | %100 |
| 29 | M27A | X | 0 | 0 | 0 | %100 |
| 30 | M27A | Z | 3.901 | 3.901 | 0 | %100 |
| 31 | MP2A | X | 0 | 0 | 0 | %100 |
| 32 | MP2A | Z | 4.045 | 4.045 | 0 | %100 |
| 33 | MP3A | X | 0 | 0 | 0 | %100 |
| 34 | MP3A | Z | 4.045 | 4.045 | 0 | %100 |
| 35 | MP4A | X | 0 | 0 | 0 | %100 |
| 36 | MP4A | Z | 4.045 | 4.045 | 0 | %100 |
| 37 | MP5A | X | 0 | 0 | 0 | %100 |
| 38 | MP5A | Z | 4.045 | 4.045 | 0 | %100 |
| 39 | M32A | X | 0 | 0 | 0 | %100 |
| 40 | M32A | Z | 2.221 | 2.221 | 0 | %100 |
| 41 | M33A | X | 0 | 0 | 0 | %100 |
| 42 | M33A | Z | 2.221 | 2.221 | 0 | %100 |
| 43 | M34A | X | 0 | 0 | 0 | %100 |
| 44 | M34A | Z | 2.221 | 2.221 | 0 | %100 |
| 45 | M35A | X | 0 | 0 | 0 | %100 |
| 46 | M35A | Z | 2.221 | 2.221 | 0 | %100 |
| 47 | MP1C | X | 0 | 0 | 0 | %100 |
| 48 | MP1C | Z | 4.045 | 4.045 | 0 | %100 |
| 49 | MP2C | X | 0 | 0 | 0 | %100 |
| 50 | MP2C | Z | 4.045 | 4.045 | 0 | %100 |
| 51 | MP3C | X | 0 | 0 | 0 | %100 |
| 52 | MP3C | Z | 4.045 | 4.045 | 0 | %100 |
| 53 | MP4C | X | 0 | 0 | 0 | %100 |
| 54 | MP4C | Z | 4.045 | 4.045 | 0 | %100 |
| 55 | MP5C | X | 0 | 0 | 0 | %100 |
| 56 | MP5C | Z | 4.045 | 4.045 | 0 | %100 |
| 57 | MP1B | X | 0 | 0 | 0 | %100 |
| 58 | MP1B | Z | 4.045 | 4.045 | 0 | %100 |
| 59 | MP2B | X | 0 | 0 | 0 | %100 |
| 60 | MP2B | Z | 4.045 | 4.045 | 0 | %100 |
| 61 | MP3B | X | 0 | 0 | 0 | %100 |
| 62 | MP3B | Z | 4.045 | 4.045 | 0 | %100 |
| 63 | MP4B | X | 0 | 0 | 0 | %100 |
| 64 | MP4B | Z | 4.045 | 4.045 | 0 | %100 |
| 65 | MP5B | X | 0 | 0 | 0 | %100 |

Member Distributed Loads (BLC 59 : Structure Wi (180 Deg)) (Continued)

| | Member Label | Direction | Start Magnitude[lb/ft....] | End Magnitude[lb/ft....] | Start Location[ft.%] | End Location[ft.%] |
|----|--------------|-----------|----------------------------|--------------------------|----------------------|--------------------|
| 66 | MP5B | Z | 4.045 | 4.045 | 0 | %100 |
| 67 | M57 | X | 0 | 0 | 0 | %100 |
| 68 | M57 | Z | 4.045 | 4.045 | 0 | %100 |
| 69 | M57A | X | 0 | 0 | 0 | %100 |
| 70 | M57A | Z | 3.146 | 3.146 | 0 | %100 |
| 71 | M58 | X | 0 | 0 | 0 | %100 |
| 72 | M58 | Z | 4.629 | 4.629 | 0 | %100 |
| 73 | M59 | X | 0 | 0 | 0 | %100 |
| 74 | M59 | Z | 4.629 | 4.629 | 0 | %100 |

Member Distributed Loads (BLC 60 : Structure Wi (210 Deg))

| | Member Label | Direction | Start Magnitude[lb/ft....] | End Magnitude[lb/ft....] | Start Location[ft.%] | End Location[ft.%] |
|----|--------------|-----------|----------------------------|--------------------------|----------------------|--------------------|
| 1 | MP1A | X | -2.023 | -2.023 | 0 | %100 |
| 2 | MP1A | Z | 3.503 | 3.503 | 0 | %100 |
| 3 | M7 | X | -1.989 | -1.989 | 0 | %100 |
| 4 | M7 | Z | 3.445 | 3.445 | 0 | %100 |
| 5 | M17 | X | -.65 | -.65 | 0 | %100 |
| 6 | M17 | Z | 1.126 | 1.126 | 0 | %100 |
| 7 | M48 | X | -.37 | -.37 | 0 | %100 |
| 8 | M48 | Z | .641 | .641 | 0 | %100 |
| 9 | M49 | X | -.37 | -.37 | 0 | %100 |
| 10 | M49 | Z | .641 | .641 | 0 | %100 |
| 11 | M50 | X | -.37 | -.37 | 0 | %100 |
| 12 | M50 | Z | .641 | .641 | 0 | %100 |
| 13 | M51 | X | -.37 | -.37 | 0 | %100 |
| 14 | M51 | Z | .641 | .641 | 0 | %100 |
| 15 | M12 | X | -1.989 | -1.989 | 0 | %100 |
| 16 | M12 | Z | 3.445 | 3.445 | 0 | %100 |
| 17 | M13 | X | 0 | 0 | 0 | %100 |
| 18 | M13 | Z | 0 | 0 | 0 | %100 |
| 19 | M21 | X | -.37 | -.37 | 0 | %100 |
| 20 | M21 | Z | .641 | .641 | 0 | %100 |
| 21 | M22 | X | -.37 | -.37 | 0 | %100 |
| 22 | M22 | Z | .641 | .641 | 0 | %100 |
| 23 | M25 | X | -1.48 | -1.48 | 0 | %100 |
| 24 | M25 | Z | 2.564 | 2.564 | 0 | %100 |
| 25 | M26 | X | -1.48 | -1.48 | 0 | %100 |
| 26 | M26 | Z | 2.564 | 2.564 | 0 | %100 |
| 27 | M26A | X | -.65 | -.65 | 0 | %100 |
| 28 | M26A | Z | 1.126 | 1.126 | 0 | %100 |
| 29 | M27A | X | -2.601 | -2.601 | 0 | %100 |
| 30 | M27A | Z | 4.504 | 4.504 | 0 | %100 |
| 31 | MP2A | X | -2.023 | -2.023 | 0 | %100 |
| 32 | MP2A | Z | 3.503 | 3.503 | 0 | %100 |
| 33 | MP3A | X | -2.023 | -2.023 | 0 | %100 |
| 34 | MP3A | Z | 3.503 | 3.503 | 0 | %100 |
| 35 | MP4A | X | -2.023 | -2.023 | 0 | %100 |
| 36 | MP4A | Z | 3.503 | 3.503 | 0 | %100 |
| 37 | MP5A | X | -2.023 | -2.023 | 0 | %100 |
| 38 | MP5A | Z | 3.503 | 3.503 | 0 | %100 |
| 39 | M32A | X | -.37 | -.37 | 0 | %100 |
| 40 | M32A | Z | .641 | .641 | 0 | %100 |
| 41 | M33A | X | -.37 | -.37 | 0 | %100 |
| 42 | M33A | Z | .641 | .641 | 0 | %100 |
| 43 | M34A | X | -1.48 | -1.48 | 0 | %100 |
| 44 | M34A | Z | 2.564 | 2.564 | 0 | %100 |
| 45 | M35A | X | -1.48 | -1.48 | 0 | %100 |
| 46 | M35A | Z | 2.564 | 2.564 | 0 | %100 |

Member Distributed Loads (BLC 60 : Structure Wi (210 Deg)) (Continued)

| | Member Label | Direction | Start Magnitude[lb/ft.... | End Magnitude[lb/ft.... | Start Location[ft.%] | End Location[ft.%] |
|----|--------------|-----------|---------------------------|-------------------------|----------------------|--------------------|
| 47 | MP1C | X | -2.023 | -2.023 | 0 | %100 |
| 48 | MP1C | Z | 3.503 | 3.503 | 0 | %100 |
| 49 | MP2C | X | -2.023 | -2.023 | 0 | %100 |
| 50 | MP2C | Z | 3.503 | 3.503 | 0 | %100 |
| 51 | MP3C | X | -2.023 | -2.023 | 0 | %100 |
| 52 | MP3C | Z | 3.503 | 3.503 | 0 | %100 |
| 53 | MP4C | X | -2.023 | -2.023 | 0 | %100 |
| 54 | MP4C | Z | 3.503 | 3.503 | 0 | %100 |
| 55 | MP5C | X | -2.023 | -2.023 | 0 | %100 |
| 56 | MP5C | Z | 3.503 | 3.503 | 0 | %100 |
| 57 | MP1B | X | -2.023 | -2.023 | 0 | %100 |
| 58 | MP1B | Z | 3.503 | 3.503 | 0 | %100 |
| 59 | MP2B | X | -2.023 | -2.023 | 0 | %100 |
| 60 | MP2B | Z | 3.503 | 3.503 | 0 | %100 |
| 61 | MP3B | X | -2.023 | -2.023 | 0 | %100 |
| 62 | MP3B | Z | 3.503 | 3.503 | 0 | %100 |
| 63 | MP4B | X | -2.023 | -2.023 | 0 | %100 |
| 64 | MP4B | Z | 3.503 | 3.503 | 0 | %100 |
| 65 | MP5B | X | -2.023 | -2.023 | 0 | %100 |
| 66 | MP5B | Z | 3.503 | 3.503 | 0 | %100 |
| 67 | M57 | X | -2.023 | -2.023 | 0 | %100 |
| 68 | M57 | Z | 3.503 | 3.503 | 0 | %100 |
| 69 | M57A | X | -1.82 | -1.82 | 0 | %100 |
| 70 | M57A | Z | 3.153 | 3.153 | 0 | %100 |
| 71 | M58 | X | -1.82 | -1.82 | 0 | %100 |
| 72 | M58 | Z | 3.153 | 3.153 | 0 | %100 |
| 73 | M59 | X | -2.562 | -2.562 | 0 | %100 |
| 74 | M59 | Z | 4.437 | 4.437 | 0 | %100 |

Member Distributed Loads (BLC 61 : Structure Wi (240 Deg))

| | Member Label | Direction | Start Magnitude[lb/ft.... | End Magnitude[lb/ft.... | Start Location[ft.%] | End Location[ft.%] |
|----|--------------|-----------|---------------------------|-------------------------|----------------------|--------------------|
| 1 | MP1A | X | -3.503 | -3.503 | 0 | %100 |
| 2 | MP1A | Z | 2.023 | 2.023 | 0 | %100 |
| 3 | M7 | X | -1.148 | -1.148 | 0 | %100 |
| 4 | M7 | Z | .663 | .663 | 0 | %100 |
| 5 | M17 | X | -3.378 | -3.378 | 0 | %100 |
| 6 | M17 | Z | 1.95 | 1.95 | 0 | %100 |
| 7 | M48 | X | -1.923 | -1.923 | 0 | %100 |
| 8 | M48 | Z | 1.11 | 1.11 | 0 | %100 |
| 9 | M49 | X | -1.923 | -1.923 | 0 | %100 |
| 10 | M49 | Z | 1.11 | 1.11 | 0 | %100 |
| 11 | M50 | X | -1.923 | -1.923 | 0 | %100 |
| 12 | M50 | Z | 1.11 | 1.11 | 0 | %100 |
| 13 | M51 | X | -1.923 | -1.923 | 0 | %100 |
| 14 | M51 | Z | 1.11 | 1.11 | 0 | %100 |
| 15 | M12 | X | -4.593 | -4.593 | 0 | %100 |
| 16 | M12 | Z | 2.652 | 2.652 | 0 | %100 |
| 17 | M13 | X | -1.148 | -1.148 | 0 | %100 |
| 18 | M13 | Z | .663 | .663 | 0 | %100 |
| 19 | M21 | X | 0 | 0 | 0 | %100 |
| 20 | M21 | Z | 0 | 0 | 0 | %100 |
| 21 | M22 | X | 0 | 0 | 0 | %100 |
| 22 | M22 | Z | 0 | 0 | 0 | %100 |
| 23 | M25 | X | -1.923 | -1.923 | 0 | %100 |
| 24 | M25 | Z | 1.11 | 1.11 | 0 | %100 |
| 25 | M26 | X | -1.923 | -1.923 | 0 | %100 |
| 26 | M26 | Z | 1.11 | 1.11 | 0 | %100 |
| 27 | M26A | X | 0 | 0 | 0 | %100 |

Member Distributed Loads (BLC 61 : Structure Wi (240 Deg)) (Continued)

| | Member Label | Direction | Start Magnitude[lb/ft....] | End Magnitude[lb/ft....] | Start Location[ft.%] | End Location[ft.%] |
|----|--------------|-----------|----------------------------|--------------------------|----------------------|--------------------|
| 28 | M26A | Z | 0 | 0 | 0 | %100 |
| 29 | M27A | X | -3.378 | -3.378 | 0 | %100 |
| 30 | M27A | Z | 1.95 | 1.95 | 0 | %100 |
| 31 | MP2A | X | -3.503 | -3.503 | 0 | %100 |
| 32 | MP2A | Z | 2.023 | 2.023 | 0 | %100 |
| 33 | MP3A | X | -3.503 | -3.503 | 0 | %100 |
| 34 | MP3A | Z | 2.023 | 2.023 | 0 | %100 |
| 35 | MP4A | X | -3.503 | -3.503 | 0 | %100 |
| 36 | MP4A | Z | 2.023 | 2.023 | 0 | %100 |
| 37 | MP5A | X | -3.503 | -3.503 | 0 | %100 |
| 38 | MP5A | Z | 2.023 | 2.023 | 0 | %100 |
| 39 | M32A | X | 0 | 0 | 0 | %100 |
| 40 | M32A | Z | 0 | 0 | 0 | %100 |
| 41 | M33A | X | 0 | 0 | 0 | %100 |
| 42 | M33A | Z | 0 | 0 | 0 | %100 |
| 43 | M34A | X | -1.923 | -1.923 | 0 | %100 |
| 44 | M34A | Z | 1.11 | 1.11 | 0 | %100 |
| 45 | M35A | X | -1.923 | -1.923 | 0 | %100 |
| 46 | M35A | Z | 1.11 | 1.11 | 0 | %100 |
| 47 | MP1C | X | -3.503 | -3.503 | 0 | %100 |
| 48 | MP1C | Z | 2.023 | 2.023 | 0 | %100 |
| 49 | MP2C | X | -3.503 | -3.503 | 0 | %100 |
| 50 | MP2C | Z | 2.023 | 2.023 | 0 | %100 |
| 51 | MP3C | X | -3.503 | -3.503 | 0 | %100 |
| 52 | MP3C | Z | 2.023 | 2.023 | 0 | %100 |
| 53 | MP4C | X | -3.503 | -3.503 | 0 | %100 |
| 54 | MP4C | Z | 2.023 | 2.023 | 0 | %100 |
| 55 | MP5C | X | -3.503 | -3.503 | 0 | %100 |
| 56 | MP5C | Z | 2.023 | 2.023 | 0 | %100 |
| 57 | MP1B | X | -3.503 | -3.503 | 0 | %100 |
| 58 | MP1B | Z | 2.023 | 2.023 | 0 | %100 |
| 59 | MP2B | X | -3.503 | -3.503 | 0 | %100 |
| 60 | MP2B | Z | 2.023 | 2.023 | 0 | %100 |
| 61 | MP3B | X | -3.503 | -3.503 | 0 | %100 |
| 62 | MP3B | Z | 2.023 | 2.023 | 0 | %100 |
| 63 | MP4B | X | -3.503 | -3.503 | 0 | %100 |
| 64 | MP4B | Z | 2.023 | 2.023 | 0 | %100 |
| 65 | MP5B | X | -3.503 | -3.503 | 0 | %100 |
| 66 | MP5B | Z | 2.023 | 2.023 | 0 | %100 |
| 67 | M57 | X | -3.503 | -3.503 | 0 | %100 |
| 68 | M57 | Z | 2.023 | 2.023 | 0 | %100 |
| 69 | M57A | X | -4.009 | -4.009 | 0 | %100 |
| 70 | M57A | Z | 2.315 | 2.315 | 0 | %100 |
| 71 | M58 | X | -2.725 | -2.725 | 0 | %100 |
| 72 | M58 | Z | 1.573 | 1.573 | 0 | %100 |
| 73 | M59 | X | -4.009 | -4.009 | 0 | %100 |
| 74 | M59 | Z | 2.315 | 2.315 | 0 | %100 |

Member Distributed Loads (BLC 62 : Structure Wi (270 Deg))

| | Member Label | Direction | Start Magnitude[lb/ft....] | End Magnitude[lb/ft....] | Start Location[ft.%] | End Location[ft.%] |
|---|--------------|-----------|----------------------------|--------------------------|----------------------|--------------------|
| 1 | MP1A | X | -4.045 | -4.045 | 0 | %100 |
| 2 | MP1A | Z | 0 | 0 | 0 | %100 |
| 3 | M7 | X | 0 | 0 | 0 | %100 |
| 4 | M7 | Z | 0 | 0 | 0 | %100 |
| 5 | M17 | X | -5.201 | -5.201 | 0 | %100 |
| 6 | M17 | Z | 0 | 0 | 0 | %100 |
| 7 | M48 | X | -2.961 | -2.961 | 0 | %100 |
| 8 | M48 | Z | 0 | 0 | 0 | %100 |

Member Distributed Loads (BLC 62 : Structure Wi (270 Deg)) (Continued)

| | Member Label | Direction | Start Magnitude[lb/ft....] | End Magnitude[lb/ft....] | Start Location[ft.%] | End Location[ft.%] |
|----|--------------|-----------|----------------------------|--------------------------|----------------------|--------------------|
| 9 | M49 | X | -2.961 | -2.961 | 0 | %100 |
| 10 | M49 | Z | 0 | 0 | 0 | %100 |
| 11 | M50 | X | -2.961 | -2.961 | 0 | %100 |
| 12 | M50 | Z | 0 | 0 | 0 | %100 |
| 13 | M51 | X | -2.961 | -2.961 | 0 | %100 |
| 14 | M51 | Z | 0 | 0 | 0 | %100 |
| 15 | M12 | X | -3.978 | -3.978 | 0 | %100 |
| 16 | M12 | Z | 0 | 0 | 0 | %100 |
| 17 | M13 | X | -3.978 | -3.978 | 0 | %100 |
| 18 | M13 | Z | 0 | 0 | 0 | %100 |
| 19 | M21 | X | -.74 | -.74 | 0 | %100 |
| 20 | M21 | Z | 0 | 0 | 0 | %100 |
| 21 | M22 | X | -.74 | -.74 | 0 | %100 |
| 22 | M22 | Z | 0 | 0 | 0 | %100 |
| 23 | M25 | X | -.74 | -.74 | 0 | %100 |
| 24 | M25 | Z | 0 | 0 | 0 | %100 |
| 25 | M26 | X | -.74 | -.74 | 0 | %100 |
| 26 | M26 | Z | 0 | 0 | 0 | %100 |
| 27 | M26A | X | -1.3 | -1.3 | 0 | %100 |
| 28 | M26A | Z | 0 | 0 | 0 | %100 |
| 29 | M27A | X | -1.3 | -1.3 | 0 | %100 |
| 30 | M27A | Z | 0 | 0 | 0 | %100 |
| 31 | MP2A | X | -4.045 | -4.045 | 0 | %100 |
| 32 | MP2A | Z | 0 | 0 | 0 | %100 |
| 33 | MP3A | X | -4.045 | -4.045 | 0 | %100 |
| 34 | MP3A | Z | 0 | 0 | 0 | %100 |
| 35 | MP4A | X | -4.045 | -4.045 | 0 | %100 |
| 36 | MP4A | Z | 0 | 0 | 0 | %100 |
| 37 | MP5A | X | -4.045 | -4.045 | 0 | %100 |
| 38 | MP5A | Z | 0 | 0 | 0 | %100 |
| 39 | M32A | X | -.74 | -.74 | 0 | %100 |
| 40 | M32A | Z | 0 | 0 | 0 | %100 |
| 41 | M33A | X | -.74 | -.74 | 0 | %100 |
| 42 | M33A | Z | 0 | 0 | 0 | %100 |
| 43 | M34A | X | -.74 | -.74 | 0 | %100 |
| 44 | M34A | Z | 0 | 0 | 0 | %100 |
| 45 | M35A | X | -.74 | -.74 | 0 | %100 |
| 46 | M35A | Z | 0 | 0 | 0 | %100 |
| 47 | MP1C | X | -4.045 | -4.045 | 0 | %100 |
| 48 | MP1C | Z | 0 | 0 | 0 | %100 |
| 49 | MP2C | X | -4.045 | -4.045 | 0 | %100 |
| 50 | MP2C | Z | 0 | 0 | 0 | %100 |
| 51 | MP3C | X | -4.045 | -4.045 | 0 | %100 |
| 52 | MP3C | Z | 0 | 0 | 0 | %100 |
| 53 | MP4C | X | -4.045 | -4.045 | 0 | %100 |
| 54 | MP4C | Z | 0 | 0 | 0 | %100 |
| 55 | MP5C | X | -4.045 | -4.045 | 0 | %100 |
| 56 | MP5C | Z | 0 | 0 | 0 | %100 |
| 57 | MP1B | X | -4.045 | -4.045 | 0 | %100 |
| 58 | MP1B | Z | 0 | 0 | 0 | %100 |
| 59 | MP2B | X | -4.045 | -4.045 | 0 | %100 |
| 60 | MP2B | Z | 0 | 0 | 0 | %100 |
| 61 | MP3B | X | -4.045 | -4.045 | 0 | %100 |
| 62 | MP3B | Z | 0 | 0 | 0 | %100 |
| 63 | MP4B | X | -4.045 | -4.045 | 0 | %100 |
| 64 | MP4B | Z | 0 | 0 | 0 | %100 |
| 65 | MP5B | X | -4.045 | -4.045 | 0 | %100 |
| 66 | MP5B | Z | 0 | 0 | 0 | %100 |
| 67 | M57 | X | -4.045 | -4.045 | 0 | %100 |

Member Distributed Loads (BLC 62 : Structure Wi (270 Deg)) (Continued)

| | Member Label | Direction | Start Magnitude[lb/ft....] | End Magnitude[lb/ft....] | Start Location[ft.%] | End Location[ft.%] |
|----|--------------|-----------|----------------------------|--------------------------|----------------------|--------------------|
| 68 | M57 | Z | 0 | 0 | 0 | %100 |
| 69 | M57A | X | -5.124 | -5.124 | 0 | %100 |
| 70 | M57A | Z | 0 | 0 | 0 | %100 |
| 71 | M58 | X | -3.641 | -3.641 | 0 | %100 |
| 72 | M58 | Z | 0 | 0 | 0 | %100 |
| 73 | M59 | X | -3.641 | -3.641 | 0 | %100 |
| 74 | M59 | Z | 0 | 0 | 0 | %100 |

Member Distributed Loads (BLC 63 : Structure Wi (300 Deg))

| | Member Label | Direction | Start Magnitude[lb/ft....] | End Magnitude[lb/ft....] | Start Location[ft.%] | End Location[ft.%] |
|----|--------------|-----------|----------------------------|--------------------------|----------------------|--------------------|
| 1 | MP1A | X | -3.503 | -3.503 | 0 | %100 |
| 2 | MP1A | Z | -2.023 | -2.023 | 0 | %100 |
| 3 | M7 | X | -1.148 | -1.148 | 0 | %100 |
| 4 | M7 | Z | -.663 | -.663 | 0 | %100 |
| 5 | M17 | X | -3.378 | -3.378 | 0 | %100 |
| 6 | M17 | Z | -1.95 | -1.95 | 0 | %100 |
| 7 | M48 | X | -1.923 | -1.923 | 0 | %100 |
| 8 | M48 | Z | -1.11 | -1.11 | 0 | %100 |
| 9 | M49 | X | -1.923 | -1.923 | 0 | %100 |
| 10 | M49 | Z | -1.11 | -1.11 | 0 | %100 |
| 11 | M50 | X | -1.923 | -1.923 | 0 | %100 |
| 12 | M50 | Z | -1.11 | -1.11 | 0 | %100 |
| 13 | M51 | X | -1.923 | -1.923 | 0 | %100 |
| 14 | M51 | Z | -1.11 | -1.11 | 0 | %100 |
| 15 | M12 | X | -1.148 | -1.148 | 0 | %100 |
| 16 | M12 | Z | -.663 | -.663 | 0 | %100 |
| 17 | M13 | X | -4.593 | -4.593 | 0 | %100 |
| 18 | M13 | Z | -2.652 | -2.652 | 0 | %100 |
| 19 | M21 | X | -1.923 | -1.923 | 0 | %100 |
| 20 | M21 | Z | -1.11 | -1.11 | 0 | %100 |
| 21 | M22 | X | -1.923 | -1.923 | 0 | %100 |
| 22 | M22 | Z | -1.11 | -1.11 | 0 | %100 |
| 23 | M25 | X | 0 | 0 | 0 | %100 |
| 24 | M25 | Z | 0 | 0 | 0 | %100 |
| 25 | M26 | X | 0 | 0 | 0 | %100 |
| 26 | M26 | Z | 0 | 0 | 0 | %100 |
| 27 | M26A | X | -3.378 | -3.378 | 0 | %100 |
| 28 | M26A | Z | -1.95 | -1.95 | 0 | %100 |
| 29 | M27A | X | 0 | 0 | 0 | %100 |
| 30 | M27A | Z | 0 | 0 | 0 | %100 |
| 31 | MP2A | X | -3.503 | -3.503 | 0 | %100 |
| 32 | MP2A | Z | -2.023 | -2.023 | 0 | %100 |
| 33 | MP3A | X | -3.503 | -3.503 | 0 | %100 |
| 34 | MP3A | Z | -2.023 | -2.023 | 0 | %100 |
| 35 | MP4A | X | -3.503 | -3.503 | 0 | %100 |
| 36 | MP4A | Z | -2.023 | -2.023 | 0 | %100 |
| 37 | MP5A | X | -3.503 | -3.503 | 0 | %100 |
| 38 | MP5A | Z | -2.023 | -2.023 | 0 | %100 |
| 39 | M32A | X | -1.923 | -1.923 | 0 | %100 |
| 40 | M32A | Z | -1.11 | -1.11 | 0 | %100 |
| 41 | M33A | X | -1.923 | -1.923 | 0 | %100 |
| 42 | M33A | Z | -1.11 | -1.11 | 0 | %100 |
| 43 | M34A | X | 0 | 0 | 0 | %100 |
| 44 | M34A | Z | 0 | 0 | 0 | %100 |
| 45 | M35A | X | 0 | 0 | 0 | %100 |
| 46 | M35A | Z | 0 | 0 | 0 | %100 |
| 47 | MP1C | X | -3.503 | -3.503 | 0 | %100 |
| 48 | MP1C | Z | -2.023 | -2.023 | 0 | %100 |

Member Distributed Loads (BLC 63 : Structure Wi (300 Deg)) (Continued)

| | Member Label | Direction | Start Magnitude[lb/ft,... | End Magnitude[lb/ft,... | Start Location[ft, %] | End Location[ft, %] |
|----|--------------|-----------|---------------------------|-------------------------|-----------------------|---------------------|
| 49 | MP2C | X | -3.503 | -3.503 | 0 | %100 |
| 50 | MP2C | Z | -2.023 | -2.023 | 0 | %100 |
| 51 | MP3C | X | -3.503 | -3.503 | 0 | %100 |
| 52 | MP3C | Z | -2.023 | -2.023 | 0 | %100 |
| 53 | MP4C | X | -3.503 | -3.503 | 0 | %100 |
| 54 | MP4C | Z | -2.023 | -2.023 | 0 | %100 |
| 55 | MP5C | X | -3.503 | -3.503 | 0 | %100 |
| 56 | MP5C | Z | -2.023 | -2.023 | 0 | %100 |
| 57 | MP1B | X | -3.503 | -3.503 | 0 | %100 |
| 58 | MP1B | Z | -2.023 | -2.023 | 0 | %100 |
| 59 | MP2B | X | -3.503 | -3.503 | 0 | %100 |
| 60 | MP2B | Z | -2.023 | -2.023 | 0 | %100 |
| 61 | MP3B | X | -3.503 | -3.503 | 0 | %100 |
| 62 | MP3B | Z | -2.023 | -2.023 | 0 | %100 |
| 63 | MP4B | X | -3.503 | -3.503 | 0 | %100 |
| 64 | MP4B | Z | -2.023 | -2.023 | 0 | %100 |
| 65 | MP5B | X | -3.503 | -3.503 | 0 | %100 |
| 66 | MP5B | Z | -2.023 | -2.023 | 0 | %100 |
| 67 | M57 | X | -3.503 | -3.503 | 0 | %100 |
| 68 | M57 | Z | -2.023 | -2.023 | 0 | %100 |
| 69 | M57A | X | -4.009 | -4.009 | 0 | %100 |
| 70 | M57A | Z | -2.315 | -2.315 | 0 | %100 |
| 71 | M58 | X | -4.009 | -4.009 | 0 | %100 |
| 72 | M58 | Z | -2.315 | -2.315 | 0 | %100 |
| 73 | M59 | X | -2.725 | -2.725 | 0 | %100 |
| 74 | M59 | Z | -1.573 | -1.573 | 0 | %100 |

Member Distributed Loads (BLC 64 : Structure Wi (330 Deg))

| | Member Label | Direction | Start Magnitude[lb/ft,... | End Magnitude[lb/ft,... | Start Location[ft, %] | End Location[ft, %] |
|----|--------------|-----------|---------------------------|-------------------------|-----------------------|---------------------|
| 1 | MP1A | X | -2.023 | -2.023 | 0 | %100 |
| 2 | MP1A | Z | -3.503 | -3.503 | 0 | %100 |
| 3 | M7 | X | -1.989 | -1.989 | 0 | %100 |
| 4 | M7 | Z | -3.445 | -3.445 | 0 | %100 |
| 5 | M17 | X | -.65 | -.65 | 0 | %100 |
| 6 | M17 | Z | -1.126 | -1.126 | 0 | %100 |
| 7 | M48 | X | -.37 | -.37 | 0 | %100 |
| 8 | M48 | Z | -.641 | -.641 | 0 | %100 |
| 9 | M49 | X | -.37 | -.37 | 0 | %100 |
| 10 | M49 | Z | -.641 | -.641 | 0 | %100 |
| 11 | M50 | X | -.37 | -.37 | 0 | %100 |
| 12 | M50 | Z | -.641 | -.641 | 0 | %100 |
| 13 | M51 | X | -.37 | -.37 | 0 | %100 |
| 14 | M51 | Z | -.641 | -.641 | 0 | %100 |
| 15 | M12 | X | 0 | 0 | 0 | %100 |
| 16 | M12 | Z | 0 | 0 | 0 | %100 |
| 17 | M13 | X | -1.989 | -1.989 | 0 | %100 |
| 18 | M13 | Z | -3.445 | -3.445 | 0 | %100 |
| 19 | M21 | X | -1.48 | -1.48 | 0 | %100 |
| 20 | M21 | Z | -2.564 | -2.564 | 0 | %100 |
| 21 | M22 | X | -1.48 | -1.48 | 0 | %100 |
| 22 | M22 | Z | -2.564 | -2.564 | 0 | %100 |
| 23 | M25 | X | -.37 | -.37 | 0 | %100 |
| 24 | M25 | Z | -.641 | -.641 | 0 | %100 |
| 25 | M26 | X | -.37 | -.37 | 0 | %100 |
| 26 | M26 | Z | -.641 | -.641 | 0 | %100 |
| 27 | M26A | X | -2.601 | -2.601 | 0 | %100 |
| 28 | M26A | Z | -4.504 | -4.504 | 0 | %100 |
| 29 | M27A | X | -.65 | -.65 | 0 | %100 |

Member Distributed Loads (BLC 64 : Structure Wi (330 Deg)) (Continued)

| Member Label | Direction | Start Magnitude[lb/ft....] | End Magnitude[lb/ft....] | Start Location[ft.%] | End Location[ft.%] |
|--------------|-----------|----------------------------|--------------------------|----------------------|--------------------|
| 30 | M27A | Z | -1.126 | -1.126 | 0 %100 |
| 31 | MP2A | X | -2.023 | -2.023 | 0 %100 |
| 32 | MP2A | Z | -3.503 | -3.503 | 0 %100 |
| 33 | MP3A | X | -2.023 | -2.023 | 0 %100 |
| 34 | MP3A | Z | -3.503 | -3.503 | 0 %100 |
| 35 | MP4A | X | -2.023 | -2.023 | 0 %100 |
| 36 | MP4A | Z | -3.503 | -3.503 | 0 %100 |
| 37 | MP5A | X | -2.023 | -2.023 | 0 %100 |
| 38 | MP5A | Z | -3.503 | -3.503 | 0 %100 |
| 39 | M32A | X | -1.48 | -1.48 | 0 %100 |
| 40 | M32A | Z | -2.564 | -2.564 | 0 %100 |
| 41 | M33A | X | -1.48 | -1.48 | 0 %100 |
| 42 | M33A | Z | -2.564 | -2.564 | 0 %100 |
| 43 | M34A | X | -.37 | -.37 | 0 %100 |
| 44 | M34A | Z | -.641 | -.641 | 0 %100 |
| 45 | M35A | X | -.37 | -.37 | 0 %100 |
| 46 | M35A | Z | -.641 | -.641 | 0 %100 |
| 47 | MP1C | X | -2.023 | -2.023 | 0 %100 |
| 48 | MP1C | Z | -3.503 | -3.503 | 0 %100 |
| 49 | MP2C | X | -2.023 | -2.023 | 0 %100 |
| 50 | MP2C | Z | -3.503 | -3.503 | 0 %100 |
| 51 | MP3C | X | -2.023 | -2.023 | 0 %100 |
| 52 | MP3C | Z | -3.503 | -3.503 | 0 %100 |
| 53 | MP4C | X | -2.023 | -2.023 | 0 %100 |
| 54 | MP4C | Z | -3.503 | -3.503 | 0 %100 |
| 55 | MP5C | X | -2.023 | -2.023 | 0 %100 |
| 56 | MP5C | Z | -3.503 | -3.503 | 0 %100 |
| 57 | MP1B | X | -2.023 | -2.023 | 0 %100 |
| 58 | MP1B | Z | -3.503 | -3.503 | 0 %100 |
| 59 | MP2B | X | -2.023 | -2.023 | 0 %100 |
| 60 | MP2B | Z | -3.503 | -3.503 | 0 %100 |
| 61 | MP3B | X | -2.023 | -2.023 | 0 %100 |
| 62 | MP3B | Z | -3.503 | -3.503 | 0 %100 |
| 63 | MP4B | X | -2.023 | -2.023 | 0 %100 |
| 64 | MP4B | Z | -3.503 | -3.503 | 0 %100 |
| 65 | MP5B | X | -2.023 | -2.023 | 0 %100 |
| 66 | MP5B | Z | -3.503 | -3.503 | 0 %100 |
| 67 | M57 | X | -2.023 | -2.023 | 0 %100 |
| 68 | M57 | Z | -3.503 | -3.503 | 0 %100 |
| 69 | M57A | X | -1.82 | -1.82 | 0 %100 |
| 70 | M57A | Z | -3.153 | -3.153 | 0 %100 |
| 71 | M58 | X | -2.562 | -2.562 | 0 %100 |
| 72 | M58 | Z | -4.437 | -4.437 | 0 %100 |
| 73 | M59 | X | -1.82 | -1.82 | 0 %100 |
| 74 | M59 | Z | -3.153 | -3.153 | 0 %100 |

Member Distributed Loads (BLC 65 : Structure Wm (0 Deg))

| Member Label | Direction | Start Magnitude[lb/ft....] | End Magnitude[lb/ft....] | Start Location[ft.%] | End Location[ft.%] |
|--------------|-----------|----------------------------|--------------------------|----------------------|--------------------|
| 1 | MP1A | X | 0 | 0 | 0 %100 |
| 2 | MP1A | Z | -.601 | -.601 | 0 %100 |
| 3 | M7 | X | 0 | 0 | 0 %100 |
| 4 | M7 | Z | -1.054 | -1.054 | 0 %100 |
| 5 | M17 | X | 0 | 0 | 0 %100 |
| 6 | M17 | Z | 0 | 0 | 0 %100 |
| 7 | M48 | X | 0 | 0 | 0 %100 |
| 8 | M48 | Z | 0 | 0 | 0 %100 |
| 9 | M49 | X | 0 | 0 | 0 %100 |
| 10 | M49 | Z | 0 | 0 | 0 %100 |

Member Distributed Loads (BLC 65 : Structure Wm (0 Deg)) (Continued)

| | Member Label | Direction | Start Magnitude[lb/ft....] | End Magnitude[lb/ft....] | Start Location[ft.%] | End Location[ft.%] |
|----|--------------|-----------|----------------------------|--------------------------|----------------------|--------------------|
| 11 | M50 | X | 0 | 0 | 0 | %100 |
| 12 | M50 | Z | 0 | 0 | 0 | %100 |
| 13 | M51 | X | 0 | 0 | 0 | %100 |
| 14 | M51 | Z | 0 | 0 | 0 | %100 |
| 15 | M12 | X | 0 | 0 | 0 | %100 |
| 16 | M12 | Z | -.263 | -.263 | 0 | %100 |
| 17 | M13 | X | 0 | 0 | 0 | %100 |
| 18 | M13 | Z | -.263 | -.263 | 0 | %100 |
| 19 | M21 | X | 0 | 0 | 0 | %100 |
| 20 | M21 | Z | -.418 | -.418 | 0 | %100 |
| 21 | M22 | X | 0 | 0 | 0 | %100 |
| 22 | M22 | Z | -.418 | -.418 | 0 | %100 |
| 23 | M25 | X | 0 | 0 | 0 | %100 |
| 24 | M25 | Z | -.418 | -.418 | 0 | %100 |
| 25 | M26 | X | 0 | 0 | 0 | %100 |
| 26 | M26 | Z | -.418 | -.418 | 0 | %100 |
| 27 | M26A | X | 0 | 0 | 0 | %100 |
| 28 | M26A | Z | -.762 | -.762 | 0 | %100 |
| 29 | M27A | X | 0 | 0 | 0 | %100 |
| 30 | M27A | Z | -.762 | -.762 | 0 | %100 |
| 31 | MP2A | X | 0 | 0 | 0 | %100 |
| 32 | MP2A | Z | -.601 | -.601 | 0 | %100 |
| 33 | MP3A | X | 0 | 0 | 0 | %100 |
| 34 | MP3A | Z | -.601 | -.601 | 0 | %100 |
| 35 | MP4A | X | 0 | 0 | 0 | %100 |
| 36 | MP4A | Z | -.601 | -.601 | 0 | %100 |
| 37 | MP5A | X | 0 | 0 | 0 | %100 |
| 38 | MP5A | Z | -.601 | -.601 | 0 | %100 |
| 39 | M32A | X | 0 | 0 | 0 | %100 |
| 40 | M32A | Z | -.418 | -.418 | 0 | %100 |
| 41 | M33A | X | 0 | 0 | 0 | %100 |
| 42 | M33A | Z | -.418 | -.418 | 0 | %100 |
| 43 | M34A | X | 0 | 0 | 0 | %100 |
| 44 | M34A | Z | -.418 | -.418 | 0 | %100 |
| 45 | M35A | X | 0 | 0 | 0 | %100 |
| 46 | M35A | Z | -.418 | -.418 | 0 | %100 |
| 47 | MP1C | X | 0 | 0 | 0 | %100 |
| 48 | MP1C | Z | -.601 | -.601 | 0 | %100 |
| 49 | MP2C | X | 0 | 0 | 0 | %100 |
| 50 | MP2C | Z | -.601 | -.601 | 0 | %100 |
| 51 | MP3C | X | 0 | 0 | 0 | %100 |
| 52 | MP3C | Z | -.601 | -.601 | 0 | %100 |
| 53 | MP4C | X | 0 | 0 | 0 | %100 |
| 54 | MP4C | Z | -.601 | -.601 | 0 | %100 |
| 55 | MP5C | X | 0 | 0 | 0 | %100 |
| 56 | MP5C | Z | -.601 | -.601 | 0 | %100 |
| 57 | MP1B | X | 0 | 0 | 0 | %100 |
| 58 | MP1B | Z | -.601 | -.601 | 0 | %100 |
| 59 | MP2B | X | 0 | 0 | 0 | %100 |
| 60 | MP2B | Z | -.601 | -.601 | 0 | %100 |
| 61 | MP3B | X | 0 | 0 | 0 | %100 |
| 62 | MP3B | Z | -.601 | -.601 | 0 | %100 |
| 63 | MP4B | X | 0 | 0 | 0 | %100 |
| 64 | MP4B | Z | -.601 | -.601 | 0 | %100 |
| 65 | MP5B | X | 0 | 0 | 0 | %100 |
| 66 | MP5B | Z | -.601 | -.601 | 0 | %100 |
| 67 | M57 | X | 0 | 0 | 0 | %100 |
| 68 | M57 | Z | -.601 | -.601 | 0 | %100 |
| 69 | M57A | X | 0 | 0 | 0 | %100 |

Member Distributed Loads (BLC 65 : Structure Wm (0 Deg)) (Continued)

| | Member Label | Direction | Start Magnitude[lb/ft....] | End Magnitude[lb/ft....] | Start Location[ft.%] | End Location[ft.%] |
|----|--------------|-----------|----------------------------|--------------------------|----------------------|--------------------|
| 70 | M57A | Z | - .828 | - .828 | 0 | %100 |
| 71 | M58 | X | 0 | 0 | 0 | %100 |
| 72 | M58 | Z | -1.052 | -1.052 | 0 | %100 |
| 73 | M59 | X | 0 | 0 | 0 | %100 |
| 74 | M59 | Z | -1.052 | -1.052 | 0 | %100 |

Member Distributed Loads (BLC 66 : Structure Wm (30 Deg))

| | Member Label | Direction | Start Magnitude[lb/ft....] | End Magnitude[lb/ft....] | Start Location[ft.%] | End Location[ft.%] |
|----|--------------|-----------|----------------------------|--------------------------|----------------------|--------------------|
| 1 | MP1A | X | .3 | .3 | 0 | %100 |
| 2 | MP1A | Z | -.52 | -.52 | 0 | %100 |
| 3 | M7 | X | .395 | .395 | 0 | %100 |
| 4 | M7 | Z | -.684 | -.684 | 0 | %100 |
| 5 | M17 | X | .127 | .127 | 0 | %100 |
| 6 | M17 | Z | -.22 | -.22 | 0 | %100 |
| 7 | M48 | X | .07 | .07 | 0 | %100 |
| 8 | M48 | Z | -.121 | -.121 | 0 | %100 |
| 9 | M49 | X | .07 | .07 | 0 | %100 |
| 10 | M49 | Z | -.121 | -.121 | 0 | %100 |
| 11 | M50 | X | .07 | .07 | 0 | %100 |
| 12 | M50 | Z | -.121 | -.121 | 0 | %100 |
| 13 | M51 | X | .07 | .07 | 0 | %100 |
| 14 | M51 | Z | -.121 | -.121 | 0 | %100 |
| 15 | M12 | X | .395 | .395 | 0 | %100 |
| 16 | M12 | Z | -.684 | -.684 | 0 | %100 |
| 17 | M13 | X | 0 | 0 | 0 | %100 |
| 18 | M13 | Z | 0 | 0 | 0 | %100 |
| 19 | M21 | X | .07 | .07 | 0 | %100 |
| 20 | M21 | Z | -.121 | -.121 | 0 | %100 |
| 21 | M22 | X | .07 | .07 | 0 | %100 |
| 22 | M22 | Z | -.121 | -.121 | 0 | %100 |
| 23 | M25 | X | .279 | .279 | 0 | %100 |
| 24 | M25 | Z | -.483 | -.483 | 0 | %100 |
| 25 | M26 | X | .279 | .279 | 0 | %100 |
| 26 | M26 | Z | -.483 | -.483 | 0 | %100 |
| 27 | M26A | X | .127 | .127 | 0 | %100 |
| 28 | M26A | Z | -.22 | -.22 | 0 | %100 |
| 29 | M27A | X | .508 | .508 | 0 | %100 |
| 30 | M27A | Z | -.88 | -.88 | 0 | %100 |
| 31 | MP2A | X | .3 | .3 | 0 | %100 |
| 32 | MP2A | Z | -.52 | -.52 | 0 | %100 |
| 33 | MP3A | X | .3 | .3 | 0 | %100 |
| 34 | MP3A | Z | -.52 | -.52 | 0 | %100 |
| 35 | MP4A | X | .3 | .3 | 0 | %100 |
| 36 | MP4A | Z | -.52 | -.52 | 0 | %100 |
| 37 | MP5A | X | .3 | .3 | 0 | %100 |
| 38 | MP5A | Z | -.52 | -.52 | 0 | %100 |
| 39 | M32A | X | .07 | .07 | 0 | %100 |
| 40 | M32A | Z | -.121 | -.121 | 0 | %100 |
| 41 | M33A | X | .07 | .07 | 0 | %100 |
| 42 | M33A | Z | -.121 | -.121 | 0 | %100 |
| 43 | M34A | X | .279 | .279 | 0 | %100 |
| 44 | M34A | Z | -.483 | -.483 | 0 | %100 |
| 45 | M35A | X | .279 | .279 | 0 | %100 |
| 46 | M35A | Z | -.483 | -.483 | 0 | %100 |
| 47 | MP1C | X | .3 | .3 | 0 | %100 |
| 48 | MP1C | Z | -.52 | -.52 | 0 | %100 |
| 49 | MP2C | X | .3 | .3 | 0 | %100 |
| 50 | MP2C | Z | -.52 | -.52 | 0 | %100 |

Member Distributed Loads (BLC 66 : Structure Wm (30 Deg)) (Continued)

| | Member Label | Direction | Start Magnitude[lb/ft,... | End Magnitude[lb/ft,... | Start Location[ft, %] | End Location[ft, %] |
|----|--------------|-----------|---------------------------|-------------------------|-----------------------|---------------------|
| 51 | MP3C | X | .3 | .3 | 0 | %100 |
| 52 | MP3C | Z | -.52 | -.52 | 0 | %100 |
| 53 | MP4C | X | .3 | .3 | 0 | %100 |
| 54 | MP4C | Z | -.52 | -.52 | 0 | %100 |
| 55 | MP5C | X | .3 | .3 | 0 | %100 |
| 56 | MP5C | Z | -.52 | -.52 | 0 | %100 |
| 57 | MP1B | X | .3 | .3 | 0 | %100 |
| 58 | MP1B | Z | -.52 | -.52 | 0 | %100 |
| 59 | MP2B | X | .3 | .3 | 0 | %100 |
| 60 | MP2B | Z | -.52 | -.52 | 0 | %100 |
| 61 | MP3B | X | .3 | .3 | 0 | %100 |
| 62 | MP3B | Z | -.52 | -.52 | 0 | %100 |
| 63 | MP4B | X | .3 | .3 | 0 | %100 |
| 64 | MP4B | Z | -.52 | -.52 | 0 | %100 |
| 65 | MP5B | X | .3 | .3 | 0 | %100 |
| 66 | MP5B | Z | -.52 | -.52 | 0 | %100 |
| 67 | M57 | X | .3 | .3 | 0 | %100 |
| 68 | M57 | Z | -.52 | -.52 | 0 | %100 |
| 69 | M57A | X | .451 | .451 | 0 | %100 |
| 70 | M57A | Z | -.782 | -.782 | 0 | %100 |
| 71 | M58 | X | .451 | .451 | 0 | %100 |
| 72 | M58 | Z | -.782 | -.782 | 0 | %100 |
| 73 | M59 | X | .563 | .563 | 0 | %100 |
| 74 | M59 | Z | -.975 | -.975 | 0 | %100 |

Member Distributed Loads (BLC 67 : Structure Wm (60 Deg))

| | Member Label | Direction | Start Magnitude[lb/ft,... | End Magnitude[lb/ft,... | Start Location[ft, %] | End Location[ft, %] |
|----|--------------|-----------|---------------------------|-------------------------|-----------------------|---------------------|
| 1 | MP1A | X | .52 | .52 | 0 | %100 |
| 2 | MP1A | Z | -.3 | -.3 | 0 | %100 |
| 3 | M7 | X | .228 | .228 | 0 | %100 |
| 4 | M7 | Z | -.132 | -.132 | 0 | %100 |
| 5 | M17 | X | .66 | .66 | 0 | %100 |
| 6 | M17 | Z | -.381 | -.381 | 0 | %100 |
| 7 | M48 | X | .362 | .362 | 0 | %100 |
| 8 | M48 | Z | -.209 | -.209 | 0 | %100 |
| 9 | M49 | X | .362 | .362 | 0 | %100 |
| 10 | M49 | Z | -.209 | -.209 | 0 | %100 |
| 11 | M50 | X | .362 | .362 | 0 | %100 |
| 12 | M50 | Z | -.209 | -.209 | 0 | %100 |
| 13 | M51 | X | .362 | .362 | 0 | %100 |
| 14 | M51 | Z | -.209 | -.209 | 0 | %100 |
| 15 | M12 | X | .912 | .912 | 0 | %100 |
| 16 | M12 | Z | -.527 | -.527 | 0 | %100 |
| 17 | M13 | X | .228 | .228 | 0 | %100 |
| 18 | M13 | Z | -.132 | -.132 | 0 | %100 |
| 19 | M21 | X | 0 | 0 | 0 | %100 |
| 20 | M21 | Z | 0 | 0 | 0 | %100 |
| 21 | M22 | X | 0 | 0 | 0 | %100 |
| 22 | M22 | Z | 0 | 0 | 0 | %100 |
| 23 | M25 | X | .362 | .362 | 0 | %100 |
| 24 | M25 | Z | -.209 | -.209 | 0 | %100 |
| 25 | M26 | X | .362 | .362 | 0 | %100 |
| 26 | M26 | Z | -.209 | -.209 | 0 | %100 |
| 27 | M26A | X | 0 | 0 | 0 | %100 |
| 28 | M26A | Z | 0 | 0 | 0 | %100 |
| 29 | M27A | X | .66 | .66 | 0 | %100 |
| 30 | M27A | Z | -.381 | -.381 | 0 | %100 |
| 31 | MP2A | X | .52 | .52 | 0 | %100 |

Member Distributed Loads (BLC 67 : Structure Wm (60 Deg)) (Continued)

| | Member Label | Direction | Start Magnitude[lb/ft....] | End Magnitude[lb/ft....] | Start Location[ft.%] | End Location[ft.%] |
|----|--------------|-----------|----------------------------|--------------------------|----------------------|--------------------|
| 32 | MP2A | Z | -.3 | -.3 | 0 | %100 |
| 33 | MP3A | X | .52 | .52 | 0 | %100 |
| 34 | MP3A | Z | -.3 | -.3 | 0 | %100 |
| 35 | MP4A | X | .52 | .52 | 0 | %100 |
| 36 | MP4A | Z | -.3 | -.3 | 0 | %100 |
| 37 | MP5A | X | .52 | .52 | 0 | %100 |
| 38 | MP5A | Z | -.3 | -.3 | 0 | %100 |
| 39 | M32A | X | 0 | 0 | 0 | %100 |
| 40 | M32A | Z | 0 | 0 | 0 | %100 |
| 41 | M33A | X | 0 | 0 | 0 | %100 |
| 42 | M33A | Z | 0 | 0 | 0 | %100 |
| 43 | M34A | X | .362 | .362 | 0 | %100 |
| 44 | M34A | Z | -.209 | -.209 | 0 | %100 |
| 45 | M35A | X | .362 | .362 | 0 | %100 |
| 46 | M35A | Z | -.209 | -.209 | 0 | %100 |
| 47 | MP1C | X | .52 | .52 | 0 | %100 |
| 48 | MP1C | Z | -.3 | -.3 | 0 | %100 |
| 49 | MP2C | X | .52 | .52 | 0 | %100 |
| 50 | MP2C | Z | -.3 | -.3 | 0 | %100 |
| 51 | MP3C | X | .52 | .52 | 0 | %100 |
| 52 | MP3C | Z | -.3 | -.3 | 0 | %100 |
| 53 | MP4C | X | .52 | .52 | 0 | %100 |
| 54 | MP4C | Z | -.3 | -.3 | 0 | %100 |
| 55 | MP5C | X | .52 | .52 | 0 | %100 |
| 56 | MP5C | Z | -.3 | -.3 | 0 | %100 |
| 57 | MP1B | X | .52 | .52 | 0 | %100 |
| 58 | MP1B | Z | -.3 | -.3 | 0 | %100 |
| 59 | MP2B | X | .52 | .52 | 0 | %100 |
| 60 | MP2B | Z | -.3 | -.3 | 0 | %100 |
| 61 | MP3B | X | .52 | .52 | 0 | %100 |
| 62 | MP3B | Z | -.3 | -.3 | 0 | %100 |
| 63 | MP4B | X | .52 | .52 | 0 | %100 |
| 64 | MP4B | Z | -.3 | -.3 | 0 | %100 |
| 65 | MP5B | X | .52 | .52 | 0 | %100 |
| 66 | MP5B | Z | -.3 | -.3 | 0 | %100 |
| 67 | M57 | X | .52 | .52 | 0 | %100 |
| 68 | M57 | Z | -.3 | -.3 | 0 | %100 |
| 69 | M57A | X | .911 | .911 | 0 | %100 |
| 70 | M57A | Z | -.526 | -.526 | 0 | %100 |
| 71 | M58 | X | .717 | .717 | 0 | %100 |
| 72 | M58 | Z | -.414 | -.414 | 0 | %100 |
| 73 | M59 | X | .911 | .911 | 0 | %100 |
| 74 | M59 | Z | -.526 | -.526 | 0 | %100 |

Member Distributed Loads (BLC 68 : Structure Wm (90 Deg))

| | Member Label | Direction | Start Magnitude[lb/ft....] | End Magnitude[lb/ft....] | Start Location[ft.%] | End Location[ft.%] |
|----|--------------|-----------|----------------------------|--------------------------|----------------------|--------------------|
| 1 | MP1A | X | .601 | .601 | 0 | %100 |
| 2 | MP1A | Z | 0 | 0 | 0 | %100 |
| 3 | M7 | X | 0 | 0 | 0 | %100 |
| 4 | M7 | Z | 0 | 0 | 0 | %100 |
| 5 | M17 | X | 1.017 | 1.017 | 0 | %100 |
| 6 | M17 | Z | 0 | 0 | 0 | %100 |
| 7 | M48 | X | .557 | .557 | 0 | %100 |
| 8 | M48 | Z | 0 | 0 | 0 | %100 |
| 9 | M49 | X | .557 | .557 | 0 | %100 |
| 10 | M49 | Z | 0 | 0 | 0 | %100 |
| 11 | M50 | X | .557 | .557 | 0 | %100 |
| 12 | M50 | Z | 0 | 0 | 0 | %100 |

Member Distributed Loads (BLC 68 : Structure Wm (90 Deg)) (Continued)

| | Member Label | Direction | Start Magnitude[lb/ft....] | End Magnitude[lb/ft....] | Start Location[ft.%] | End Location[ft.%] |
|----|--------------|-----------|----------------------------|--------------------------|----------------------|--------------------|
| 13 | M51 | X | .557 | .557 | 0 | %100 |
| 14 | M51 | Z | 0 | 0 | 0 | %100 |
| 15 | M12 | X | .79 | .79 | 0 | %100 |
| 16 | M12 | Z | 0 | 0 | 0 | %100 |
| 17 | M13 | X | .79 | .79 | 0 | %100 |
| 18 | M13 | Z | 0 | 0 | 0 | %100 |
| 19 | M21 | X | .139 | .139 | 0 | %100 |
| 20 | M21 | Z | 0 | 0 | 0 | %100 |
| 21 | M22 | X | .139 | .139 | 0 | %100 |
| 22 | M22 | Z | 0 | 0 | 0 | %100 |
| 23 | M25 | X | .139 | .139 | 0 | %100 |
| 24 | M25 | Z | 0 | 0 | 0 | %100 |
| 25 | M26 | X | .139 | .139 | 0 | %100 |
| 26 | M26 | Z | 0 | 0 | 0 | %100 |
| 27 | M26A | X | .254 | .254 | 0 | %100 |
| 28 | M26A | Z | 0 | 0 | 0 | %100 |
| 29 | M27A | X | .254 | .254 | 0 | %100 |
| 30 | M27A | Z | 0 | 0 | 0 | %100 |
| 31 | MP2A | X | .601 | .601 | 0 | %100 |
| 32 | MP2A | Z | 0 | 0 | 0 | %100 |
| 33 | MP3A | X | .601 | .601 | 0 | %100 |
| 34 | MP3A | Z | 0 | 0 | 0 | %100 |
| 35 | MP4A | X | .601 | .601 | 0 | %100 |
| 36 | MP4A | Z | 0 | 0 | 0 | %100 |
| 37 | MP5A | X | .601 | .601 | 0 | %100 |
| 38 | MP5A | Z | 0 | 0 | 0 | %100 |
| 39 | M32A | X | .139 | .139 | 0 | %100 |
| 40 | M32A | Z | 0 | 0 | 0 | %100 |
| 41 | M33A | X | .139 | .139 | 0 | %100 |
| 42 | M33A | Z | 0 | 0 | 0 | %100 |
| 43 | M34A | X | .139 | .139 | 0 | %100 |
| 44 | M34A | Z | 0 | 0 | 0 | %100 |
| 45 | M35A | X | .139 | .139 | 0 | %100 |
| 46 | M35A | Z | 0 | 0 | 0 | %100 |
| 47 | MP1C | X | .601 | .601 | 0 | %100 |
| 48 | MP1C | Z | 0 | 0 | 0 | %100 |
| 49 | MP2C | X | .601 | .601 | 0 | %100 |
| 50 | MP2C | Z | 0 | 0 | 0 | %100 |
| 51 | MP3C | X | .601 | .601 | 0 | %100 |
| 52 | MP3C | Z | 0 | 0 | 0 | %100 |
| 53 | MP4C | X | .601 | .601 | 0 | %100 |
| 54 | MP4C | Z | 0 | 0 | 0 | %100 |
| 55 | MP5C | X | .601 | .601 | 0 | %100 |
| 56 | MP5C | Z | 0 | 0 | 0 | %100 |
| 57 | MP1B | X | .601 | .601 | 0 | %100 |
| 58 | MP1B | Z | 0 | 0 | 0 | %100 |
| 59 | MP2B | X | .601 | .601 | 0 | %100 |
| 60 | MP2B | Z | 0 | 0 | 0 | %100 |
| 61 | MP3B | X | .601 | .601 | 0 | %100 |
| 62 | MP3B | Z | 0 | 0 | 0 | %100 |
| 63 | MP4B | X | .601 | .601 | 0 | %100 |
| 64 | MP4B | Z | 0 | 0 | 0 | %100 |
| 65 | MP5B | X | .601 | .601 | 0 | %100 |
| 66 | MP5B | Z | 0 | 0 | 0 | %100 |
| 67 | M57 | X | .601 | .601 | 0 | %100 |
| 68 | M57 | Z | 0 | 0 | 0 | %100 |
| 69 | M57A | X | 1.126 | 1.126 | 0 | %100 |
| 70 | M57A | Z | 0 | 0 | 0 | %100 |
| 71 | M58 | X | .903 | .903 | 0 | %100 |

Member Distributed Loads (BLC 68 : Structure Wm (90 Deg)) (Continued)

| | Member Label | Direction | Start Magnitude[lb/ft....] | End Magnitude[lb/ft....] | Start Location[ft.%] | End Location[ft.%] |
|----|--------------|-----------|----------------------------|--------------------------|----------------------|--------------------|
| 72 | M58 | Z | 0 | 0 | 0 | %100 |
| 73 | M59 | X | .903 | .903 | 0 | %100 |
| 74 | M59 | Z | 0 | 0 | 0 | %100 |

Member Distributed Loads (BLC 69 : Structure Wm (120 Deg))

| | Member Label | Direction | Start Magnitude[lb/ft....] | End Magnitude[lb/ft....] | Start Location[ft.%] | End Location[ft.%] |
|----|--------------|-----------|----------------------------|--------------------------|----------------------|--------------------|
| 1 | MP1A | X | .52 | .52 | 0 | %100 |
| 2 | MP1A | Z | .3 | .3 | 0 | %100 |
| 3 | M7 | X | .228 | .228 | 0 | %100 |
| 4 | M7 | Z | .132 | .132 | 0 | %100 |
| 5 | M17 | X | .66 | .66 | 0 | %100 |
| 6 | M17 | Z | .381 | .381 | 0 | %100 |
| 7 | M48 | X | .362 | .362 | 0 | %100 |
| 8 | M48 | Z | .209 | .209 | 0 | %100 |
| 9 | M49 | X | .362 | .362 | 0 | %100 |
| 10 | M49 | Z | .209 | .209 | 0 | %100 |
| 11 | M50 | X | .362 | .362 | 0 | %100 |
| 12 | M50 | Z | .209 | .209 | 0 | %100 |
| 13 | M51 | X | .362 | .362 | 0 | %100 |
| 14 | M51 | Z | .209 | .209 | 0 | %100 |
| 15 | M12 | X | .228 | .228 | 0 | %100 |
| 16 | M12 | Z | .132 | .132 | 0 | %100 |
| 17 | M13 | X | .912 | .912 | 0 | %100 |
| 18 | M13 | Z | .527 | .527 | 0 | %100 |
| 19 | M21 | X | .362 | .362 | 0 | %100 |
| 20 | M21 | Z | .209 | .209 | 0 | %100 |
| 21 | M22 | X | .362 | .362 | 0 | %100 |
| 22 | M22 | Z | .209 | .209 | 0 | %100 |
| 23 | M25 | X | 0 | 0 | 0 | %100 |
| 24 | M25 | Z | 0 | 0 | 0 | %100 |
| 25 | M26 | X | 0 | 0 | 0 | %100 |
| 26 | M26 | Z | 0 | 0 | 0 | %100 |
| 27 | M26A | X | .66 | .66 | 0 | %100 |
| 28 | M26A | Z | .381 | .381 | 0 | %100 |
| 29 | M27A | X | 0 | 0 | 0 | %100 |
| 30 | M27A | Z | 0 | 0 | 0 | %100 |
| 31 | MP2A | X | .52 | .52 | 0 | %100 |
| 32 | MP2A | Z | .3 | .3 | 0 | %100 |
| 33 | MP3A | X | .52 | .52 | 0 | %100 |
| 34 | MP3A | Z | .3 | .3 | 0 | %100 |
| 35 | MP4A | X | .52 | .52 | 0 | %100 |
| 36 | MP4A | Z | .3 | .3 | 0 | %100 |
| 37 | MP5A | X | .52 | .52 | 0 | %100 |
| 38 | MP5A | Z | .3 | .3 | 0 | %100 |
| 39 | M32A | X | .362 | .362 | 0 | %100 |
| 40 | M32A | Z | .209 | .209 | 0 | %100 |
| 41 | M33A | X | .362 | .362 | 0 | %100 |
| 42 | M33A | Z | .209 | .209 | 0 | %100 |
| 43 | M34A | X | 0 | 0 | 0 | %100 |
| 44 | M34A | Z | 0 | 0 | 0 | %100 |
| 45 | M35A | X | 0 | 0 | 0 | %100 |
| 46 | M35A | Z | 0 | 0 | 0 | %100 |
| 47 | MP1C | X | .52 | .52 | 0 | %100 |
| 48 | MP1C | Z | .3 | .3 | 0 | %100 |
| 49 | MP2C | X | .52 | .52 | 0 | %100 |
| 50 | MP2C | Z | .3 | .3 | 0 | %100 |
| 51 | MP3C | X | .52 | .52 | 0 | %100 |
| 52 | MP3C | Z | .3 | .3 | 0 | %100 |

Member Distributed Loads (BLC 69 : Structure Wm (120 Deg)) (Continued)

| | Member Label | Direction | Start Magnitude[lb/ft....] | End Magnitude[lb/ft....] | Start Location[ft,%] | End Location[ft,%] |
|----|--------------|-----------|----------------------------|--------------------------|----------------------|--------------------|
| 53 | MP4C | X | .52 | .52 | 0 | %100 |
| 54 | MP4C | Z | .3 | .3 | 0 | %100 |
| 55 | MP5C | X | .52 | .52 | 0 | %100 |
| 56 | MP5C | Z | .3 | .3 | 0 | %100 |
| 57 | MP1B | X | .52 | .52 | 0 | %100 |
| 58 | MP1B | Z | .3 | .3 | 0 | %100 |
| 59 | MP2B | X | .52 | .52 | 0 | %100 |
| 60 | MP2B | Z | .3 | .3 | 0 | %100 |
| 61 | MP3B | X | .52 | .52 | 0 | %100 |
| 62 | MP3B | Z | .3 | .3 | 0 | %100 |
| 63 | MP4B | X | .52 | .52 | 0 | %100 |
| 64 | MP4B | Z | .3 | .3 | 0 | %100 |
| 65 | MP5B | X | .52 | .52 | 0 | %100 |
| 66 | MP5B | Z | .3 | .3 | 0 | %100 |
| 67 | M57 | X | .52 | .52 | 0 | %100 |
| 68 | M57 | Z | .3 | .3 | 0 | %100 |
| 69 | M57A | X | .911 | .911 | 0 | %100 |
| 70 | M57A | Z | .526 | .526 | 0 | %100 |
| 71 | M58 | X | .911 | .911 | 0 | %100 |
| 72 | M58 | Z | .526 | .526 | 0 | %100 |
| 73 | M59 | X | .717 | .717 | 0 | %100 |
| 74 | M59 | Z | .414 | .414 | 0 | %100 |

Member Distributed Loads (BLC 70 : Structure Wm (150 Deg))

| | Member Label | Direction | Start Magnitude[lb/ft....] | End Magnitude[lb/ft....] | Start Location[ft,%] | End Location[ft,%] |
|----|--------------|-----------|----------------------------|--------------------------|----------------------|--------------------|
| 1 | MP1A | X | .3 | .3 | 0 | %100 |
| 2 | MP1A | Z | .52 | .52 | 0 | %100 |
| 3 | M7 | X | .395 | .395 | 0 | %100 |
| 4 | M7 | Z | .684 | .684 | 0 | %100 |
| 5 | M17 | X | .127 | .127 | 0 | %100 |
| 6 | M17 | Z | .22 | .22 | 0 | %100 |
| 7 | M48 | X | .07 | .07 | 0 | %100 |
| 8 | M48 | Z | .121 | .121 | 0 | %100 |
| 9 | M49 | X | .07 | .07 | 0 | %100 |
| 10 | M49 | Z | .121 | .121 | 0 | %100 |
| 11 | M50 | X | .07 | .07 | 0 | %100 |
| 12 | M50 | Z | .121 | .121 | 0 | %100 |
| 13 | M51 | X | .07 | .07 | 0 | %100 |
| 14 | M51 | Z | .121 | .121 | 0 | %100 |
| 15 | M12 | X | 0 | 0 | 0 | %100 |
| 16 | M12 | Z | 0 | 0 | 0 | %100 |
| 17 | M13 | X | .395 | .395 | 0 | %100 |
| 18 | M13 | Z | .684 | .684 | 0 | %100 |
| 19 | M21 | X | .279 | .279 | 0 | %100 |
| 20 | M21 | Z | .483 | .483 | 0 | %100 |
| 21 | M22 | X | .279 | .279 | 0 | %100 |
| 22 | M22 | Z | .483 | .483 | 0 | %100 |
| 23 | M25 | X | .07 | .07 | 0 | %100 |
| 24 | M25 | Z | .121 | .121 | 0 | %100 |
| 25 | M26 | X | .07 | .07 | 0 | %100 |
| 26 | M26 | Z | .121 | .121 | 0 | %100 |
| 27 | M26A | X | .508 | .508 | 0 | %100 |
| 28 | M26A | Z | .88 | .88 | 0 | %100 |
| 29 | M27A | X | .127 | .127 | 0 | %100 |
| 30 | M27A | Z | .22 | .22 | 0 | %100 |
| 31 | MP2A | X | .3 | .3 | 0 | %100 |
| 32 | MP2A | Z | .52 | .52 | 0 | %100 |
| 33 | MP3A | X | .3 | .3 | 0 | %100 |

Member Distributed Loads (BLC 70 : Structure Wm (150 Deg)) (Continued)

| | Member Label | Direction | Start Magnitude[lb/ft.... | End Magnitude[lb/ft.... | Start Location[ft.%] | End Location[ft.%] |
|----|--------------|-----------|---------------------------|-------------------------|----------------------|--------------------|
| 34 | MP3A | Z | .52 | .52 | 0 | %100 |
| 35 | MP4A | X | .3 | .3 | 0 | %100 |
| 36 | MP4A | Z | .52 | .52 | 0 | %100 |
| 37 | MP5A | X | .3 | .3 | 0 | %100 |
| 38 | MP5A | Z | .52 | .52 | 0 | %100 |
| 39 | M32A | X | .279 | .279 | 0 | %100 |
| 40 | M32A | Z | .483 | .483 | 0 | %100 |
| 41 | M33A | X | .279 | .279 | 0 | %100 |
| 42 | M33A | Z | .483 | .483 | 0 | %100 |
| 43 | M34A | X | .07 | .07 | 0 | %100 |
| 44 | M34A | Z | .121 | .121 | 0 | %100 |
| 45 | M35A | X | .07 | .07 | 0 | %100 |
| 46 | M35A | Z | .121 | .121 | 0 | %100 |
| 47 | MP1C | X | .3 | .3 | 0 | %100 |
| 48 | MP1C | Z | .52 | .52 | 0 | %100 |
| 49 | MP2C | X | .3 | .3 | 0 | %100 |
| 50 | MP2C | Z | .52 | .52 | 0 | %100 |
| 51 | MP3C | X | .3 | .3 | 0 | %100 |
| 52 | MP3C | Z | .52 | .52 | 0 | %100 |
| 53 | MP4C | X | .3 | .3 | 0 | %100 |
| 54 | MP4C | Z | .52 | .52 | 0 | %100 |
| 55 | MP5C | X | .3 | .3 | 0 | %100 |
| 56 | MP5C | Z | .52 | .52 | 0 | %100 |
| 57 | MP1B | X | .3 | .3 | 0 | %100 |
| 58 | MP1B | Z | .52 | .52 | 0 | %100 |
| 59 | MP2B | X | .3 | .3 | 0 | %100 |
| 60 | MP2B | Z | .52 | .52 | 0 | %100 |
| 61 | MP3B | X | .3 | .3 | 0 | %100 |
| 62 | MP3B | Z | .52 | .52 | 0 | %100 |
| 63 | MP4B | X | .3 | .3 | 0 | %100 |
| 64 | MP4B | Z | .52 | .52 | 0 | %100 |
| 65 | MP5B | X | .3 | .3 | 0 | %100 |
| 66 | MP5B | Z | .52 | .52 | 0 | %100 |
| 67 | M57 | X | .3 | .3 | 0 | %100 |
| 68 | M57 | Z | .52 | .52 | 0 | %100 |
| 69 | M57A | X | .451 | .451 | 0 | %100 |
| 70 | M57A | Z | .782 | .782 | 0 | %100 |
| 71 | M58 | X | .563 | .563 | 0 | %100 |
| 72 | M58 | Z | .975 | .975 | 0 | %100 |
| 73 | M59 | X | .451 | .451 | 0 | %100 |
| 74 | M59 | Z | .782 | .782 | 0 | %100 |

Member Distributed Loads (BLC 71 : Structure Wm (180 Deg))

| | Member Label | Direction | Start Magnitude[lb/ft.... | End Magnitude[lb/ft.... | Start Location[ft.%] | End Location[ft.%] |
|----|--------------|-----------|---------------------------|-------------------------|----------------------|--------------------|
| 1 | MP1A | X | 0 | 0 | 0 | %100 |
| 2 | MP1A | Z | .601 | .601 | 0 | %100 |
| 3 | M7 | X | 0 | 0 | 0 | %100 |
| 4 | M7 | Z | 1.054 | 1.054 | 0 | %100 |
| 5 | M17 | X | 0 | 0 | 0 | %100 |
| 6 | M17 | Z | 0 | 0 | 0 | %100 |
| 7 | M48 | X | 0 | 0 | 0 | %100 |
| 8 | M48 | Z | 0 | 0 | 0 | %100 |
| 9 | M49 | X | 0 | 0 | 0 | %100 |
| 10 | M49 | Z | 0 | 0 | 0 | %100 |
| 11 | M50 | X | 0 | 0 | 0 | %100 |
| 12 | M50 | Z | 0 | 0 | 0 | %100 |
| 13 | M51 | X | 0 | 0 | 0 | %100 |
| 14 | M51 | Z | 0 | 0 | 0 | %100 |

Member Distributed Loads (BLC 71 : Structure Wm (180 Deg)) (Continued)

| | Member Label | Direction | Start Magnitude[lb/ft.... | End Magnitude[lb/ft.... | Start Location[ft,%] | End Location[ft,%] |
|----|--------------|-----------|---------------------------|-------------------------|----------------------|--------------------|
| 15 | M12 | X | 0 | 0 | 0 | %100 |
| 16 | M12 | Z | .263 | .263 | 0 | %100 |
| 17 | M13 | X | 0 | 0 | 0 | %100 |
| 18 | M13 | Z | .263 | .263 | 0 | %100 |
| 19 | M21 | X | 0 | 0 | 0 | %100 |
| 20 | M21 | Z | .418 | .418 | 0 | %100 |
| 21 | M22 | X | 0 | 0 | 0 | %100 |
| 22 | M22 | Z | .418 | .418 | 0 | %100 |
| 23 | M25 | X | 0 | 0 | 0 | %100 |
| 24 | M25 | Z | .418 | .418 | 0 | %100 |
| 25 | M26 | X | 0 | 0 | 0 | %100 |
| 26 | M26 | Z | .418 | .418 | 0 | %100 |
| 27 | M26A | X | 0 | 0 | 0 | %100 |
| 28 | M26A | Z | .762 | .762 | 0 | %100 |
| 29 | M27A | X | 0 | 0 | 0 | %100 |
| 30 | M27A | Z | .762 | .762 | 0 | %100 |
| 31 | MP2A | X | 0 | 0 | 0 | %100 |
| 32 | MP2A | Z | .601 | .601 | 0 | %100 |
| 33 | MP3A | X | 0 | 0 | 0 | %100 |
| 34 | MP3A | Z | .601 | .601 | 0 | %100 |
| 35 | MP4A | X | 0 | 0 | 0 | %100 |
| 36 | MP4A | Z | .601 | .601 | 0 | %100 |
| 37 | MP5A | X | 0 | 0 | 0 | %100 |
| 38 | MP5A | Z | .601 | .601 | 0 | %100 |
| 39 | M32A | X | 0 | 0 | 0 | %100 |
| 40 | M32A | Z | .418 | .418 | 0 | %100 |
| 41 | M33A | X | 0 | 0 | 0 | %100 |
| 42 | M33A | Z | .418 | .418 | 0 | %100 |
| 43 | M34A | X | 0 | 0 | 0 | %100 |
| 44 | M34A | Z | .418 | .418 | 0 | %100 |
| 45 | M35A | X | 0 | 0 | 0 | %100 |
| 46 | M35A | Z | .418 | .418 | 0 | %100 |
| 47 | MP1C | X | 0 | 0 | 0 | %100 |
| 48 | MP1C | Z | .601 | .601 | 0 | %100 |
| 49 | MP2C | X | 0 | 0 | 0 | %100 |
| 50 | MP2C | Z | .601 | .601 | 0 | %100 |
| 51 | MP3C | X | 0 | 0 | 0 | %100 |
| 52 | MP3C | Z | .601 | .601 | 0 | %100 |
| 53 | MP4C | X | 0 | 0 | 0 | %100 |
| 54 | MP4C | Z | .601 | .601 | 0 | %100 |
| 55 | MP5C | X | 0 | 0 | 0 | %100 |
| 56 | MP5C | Z | .601 | .601 | 0 | %100 |
| 57 | MP1B | X | 0 | 0 | 0 | %100 |
| 58 | MP1B | Z | .601 | .601 | 0 | %100 |
| 59 | MP2B | X | 0 | 0 | 0 | %100 |
| 60 | MP2B | Z | .601 | .601 | 0 | %100 |
| 61 | MP3B | X | 0 | 0 | 0 | %100 |
| 62 | MP3B | Z | .601 | .601 | 0 | %100 |
| 63 | MP4B | X | 0 | 0 | 0 | %100 |
| 64 | MP4B | Z | .601 | .601 | 0 | %100 |
| 65 | MP5B | X | 0 | 0 | 0 | %100 |
| 66 | MP5B | Z | .601 | .601 | 0 | %100 |
| 67 | M57 | X | 0 | 0 | 0 | %100 |
| 68 | M57 | Z | .601 | .601 | 0 | %100 |
| 69 | M57A | X | 0 | 0 | 0 | %100 |
| 70 | M57A | Z | .828 | .828 | 0 | %100 |
| 71 | M58 | X | 0 | 0 | 0 | %100 |
| 72 | M58 | Z | 1.052 | 1.052 | 0 | %100 |
| 73 | M59 | X | 0 | 0 | 0 | %100 |



Company :
 Designer :
 Job Number :
 Model Name :

July 5, 2023
 12:42 PM
 Checked By: _____

Member Distributed Loads (BLC 71 : Structure Wm (180 Deg)) (Continued)

| | Member Label | Direction | Start Magnitude[lb/ft....] | End Magnitude[lb/ft....] | Start Location[ft.%] | End Location[ft.%] |
|----|--------------|-----------|----------------------------|--------------------------|----------------------|--------------------|
| 74 | M59 | Z | 1.052 | 1.052 | 0 | %100 |

Member Distributed Loads (BLC 72 : Structure Wm (210 Deg))

| | Member Label | Direction | Start Magnitude[lb/ft....] | End Magnitude[lb/ft....] | Start Location[ft.%] | End Location[ft.%] |
|----|--------------|-----------|----------------------------|--------------------------|----------------------|--------------------|
| 1 | MP1A | X | -.3 | -.3 | 0 | %100 |
| 2 | MP1A | Z | .52 | .52 | 0 | %100 |
| 3 | M7 | X | -.395 | -.395 | 0 | %100 |
| 4 | M7 | Z | .684 | .684 | 0 | %100 |
| 5 | M17 | X | -.127 | -.127 | 0 | %100 |
| 6 | M17 | Z | .22 | .22 | 0 | %100 |
| 7 | M48 | X | -.07 | -.07 | 0 | %100 |
| 8 | M48 | Z | .121 | .121 | 0 | %100 |
| 9 | M49 | X | -.07 | -.07 | 0 | %100 |
| 10 | M49 | Z | .121 | .121 | 0 | %100 |
| 11 | M50 | X | -.07 | -.07 | 0 | %100 |
| 12 | M50 | Z | .121 | .121 | 0 | %100 |
| 13 | M51 | X | -.07 | -.07 | 0 | %100 |
| 14 | M51 | Z | .121 | .121 | 0 | %100 |
| 15 | M12 | X | -.395 | -.395 | 0 | %100 |
| 16 | M12 | Z | .684 | .684 | 0 | %100 |
| 17 | M13 | X | 0 | 0 | 0 | %100 |
| 18 | M13 | Z | 0 | 0 | 0 | %100 |
| 19 | M21 | X | -.07 | -.07 | 0 | %100 |
| 20 | M21 | Z | .121 | .121 | 0 | %100 |
| 21 | M22 | X | -.07 | -.07 | 0 | %100 |
| 22 | M22 | Z | .121 | .121 | 0 | %100 |
| 23 | M25 | X | -.279 | -.279 | 0 | %100 |
| 24 | M25 | Z | .483 | .483 | 0 | %100 |
| 25 | M26 | X | -.279 | -.279 | 0 | %100 |
| 26 | M26 | Z | .483 | .483 | 0 | %100 |
| 27 | M26A | X | -.127 | -.127 | 0 | %100 |
| 28 | M26A | Z | .22 | .22 | 0 | %100 |
| 29 | M27A | X | -.508 | -.508 | 0 | %100 |
| 30 | M27A | Z | .88 | .88 | 0 | %100 |
| 31 | MP2A | X | -.3 | -.3 | 0 | %100 |
| 32 | MP2A | Z | .52 | .52 | 0 | %100 |
| 33 | MP3A | X | -.3 | -.3 | 0 | %100 |
| 34 | MP3A | Z | .52 | .52 | 0 | %100 |
| 35 | MP4A | X | -.3 | -.3 | 0 | %100 |
| 36 | MP4A | Z | .52 | .52 | 0 | %100 |
| 37 | MP5A | X | -.3 | -.3 | 0 | %100 |
| 38 | MP5A | Z | .52 | .52 | 0 | %100 |
| 39 | M32A | X | -.07 | -.07 | 0 | %100 |
| 40 | M32A | Z | .121 | .121 | 0 | %100 |
| 41 | M33A | X | -.07 | -.07 | 0 | %100 |
| 42 | M33A | Z | .121 | .121 | 0 | %100 |
| 43 | M34A | X | -.279 | -.279 | 0 | %100 |
| 44 | M34A | Z | .483 | .483 | 0 | %100 |
| 45 | M35A | X | -.279 | -.279 | 0 | %100 |
| 46 | M35A | Z | .483 | .483 | 0 | %100 |
| 47 | MP1C | X | -.3 | -.3 | 0 | %100 |
| 48 | MP1C | Z | .52 | .52 | 0 | %100 |
| 49 | MP2C | X | -.3 | -.3 | 0 | %100 |
| 50 | MP2C | Z | .52 | .52 | 0 | %100 |
| 51 | MP3C | X | -.3 | -.3 | 0 | %100 |
| 52 | MP3C | Z | .52 | .52 | 0 | %100 |
| 53 | MP4C | X | -.3 | -.3 | 0 | %100 |
| 54 | MP4C | Z | .52 | .52 | 0 | %100 |

Member Distributed Loads (BLC 72 : Structure Wm (210 Deg)) (Continued)

| | Member Label | Direction | Start Magnitude[lb/ft.... | End Magnitude[lb/ft.... | Start Location[ft, %] | End Location[ft, %] |
|----|--------------|-----------|---------------------------|-------------------------|-----------------------|---------------------|
| 55 | MP5C | X | -.3 | -.3 | 0 | %100 |
| 56 | MP5C | Z | .52 | .52 | 0 | %100 |
| 57 | MP1B | X | -.3 | -.3 | 0 | %100 |
| 58 | MP1B | Z | .52 | .52 | 0 | %100 |
| 59 | MP2B | X | -.3 | -.3 | 0 | %100 |
| 60 | MP2B | Z | .52 | .52 | 0 | %100 |
| 61 | MP3B | X | -.3 | -.3 | 0 | %100 |
| 62 | MP3B | Z | .52 | .52 | 0 | %100 |
| 63 | MP4B | X | -.3 | -.3 | 0 | %100 |
| 64 | MP4B | Z | .52 | .52 | 0 | %100 |
| 65 | MP5B | X | -.3 | -.3 | 0 | %100 |
| 66 | MP5B | Z | .52 | .52 | 0 | %100 |
| 67 | M57 | X | -.3 | -.3 | 0 | %100 |
| 68 | M57 | Z | .52 | .52 | 0 | %100 |
| 69 | M57A | X | -.451 | -.451 | 0 | %100 |
| 70 | M57A | Z | .782 | .782 | 0 | %100 |
| 71 | M58 | X | -.451 | -.451 | 0 | %100 |
| 72 | M58 | Z | .782 | .782 | 0 | %100 |
| 73 | M59 | X | -.563 | -.563 | 0 | %100 |
| 74 | M59 | Z | .975 | .975 | 0 | %100 |

Member Distributed Loads (BLC 73 : Structure Wm (240 Deg))

| | Member Label | Direction | Start Magnitude[lb/ft.... | End Magnitude[lb/ft.... | Start Location[ft, %] | End Location[ft, %] |
|----|--------------|-----------|---------------------------|-------------------------|-----------------------|---------------------|
| 1 | MP1A | X | -.52 | -.52 | 0 | %100 |
| 2 | MP1A | Z | .3 | .3 | 0 | %100 |
| 3 | M7 | X | -.228 | -.228 | 0 | %100 |
| 4 | M7 | Z | .132 | .132 | 0 | %100 |
| 5 | M17 | X | -.66 | -.66 | 0 | %100 |
| 6 | M17 | Z | .381 | .381 | 0 | %100 |
| 7 | M48 | X | -.362 | -.362 | 0 | %100 |
| 8 | M48 | Z | .209 | .209 | 0 | %100 |
| 9 | M49 | X | -.362 | -.362 | 0 | %100 |
| 10 | M49 | Z | .209 | .209 | 0 | %100 |
| 11 | M50 | X | -.362 | -.362 | 0 | %100 |
| 12 | M50 | Z | .209 | .209 | 0 | %100 |
| 13 | M51 | X | -.362 | -.362 | 0 | %100 |
| 14 | M51 | Z | .209 | .209 | 0 | %100 |
| 15 | M12 | X | -.912 | -.912 | 0 | %100 |
| 16 | M12 | Z | .527 | .527 | 0 | %100 |
| 17 | M13 | X | -.228 | -.228 | 0 | %100 |
| 18 | M13 | Z | .132 | .132 | 0 | %100 |
| 19 | M21 | X | 0 | 0 | 0 | %100 |
| 20 | M21 | Z | 0 | 0 | 0 | %100 |
| 21 | M22 | X | 0 | 0 | 0 | %100 |
| 22 | M22 | Z | 0 | 0 | 0 | %100 |
| 23 | M25 | X | -.362 | -.362 | 0 | %100 |
| 24 | M25 | Z | .209 | .209 | 0 | %100 |
| 25 | M26 | X | -.362 | -.362 | 0 | %100 |
| 26 | M26 | Z | .209 | .209 | 0 | %100 |
| 27 | M26A | X | 0 | 0 | 0 | %100 |
| 28 | M26A | Z | 0 | 0 | 0 | %100 |
| 29 | M27A | X | -.66 | -.66 | 0 | %100 |
| 30 | M27A | Z | .381 | .381 | 0 | %100 |
| 31 | MP2A | X | -.52 | -.52 | 0 | %100 |
| 32 | MP2A | Z | .3 | .3 | 0 | %100 |
| 33 | MP3A | X | -.52 | -.52 | 0 | %100 |
| 34 | MP3A | Z | .3 | .3 | 0 | %100 |
| 35 | MP4A | X | -.52 | -.52 | 0 | %100 |

Member Distributed Loads (BLC 73 : Structure Wm (240 Deg)) (Continued)

| | Member Label | Direction | Start Magnitude[lb/ft.... | End Magnitude[lb/ft.... | Start Location[ft.%] | End Location[ft.%] |
|----|--------------|-----------|---------------------------|-------------------------|----------------------|--------------------|
| 36 | MP4A | Z | .3 | .3 | 0 | %100 |
| 37 | MP5A | X | -.52 | -.52 | 0 | %100 |
| 38 | MP5A | Z | .3 | .3 | 0 | %100 |
| 39 | M32A | X | 0 | 0 | 0 | %100 |
| 40 | M32A | Z | 0 | 0 | 0 | %100 |
| 41 | M33A | X | 0 | 0 | 0 | %100 |
| 42 | M33A | Z | 0 | 0 | 0 | %100 |
| 43 | M34A | X | -.362 | -.362 | 0 | %100 |
| 44 | M34A | Z | .209 | .209 | 0 | %100 |
| 45 | M35A | X | -.362 | -.362 | 0 | %100 |
| 46 | M35A | Z | .209 | .209 | 0 | %100 |
| 47 | MP1C | X | -.52 | -.52 | 0 | %100 |
| 48 | MP1C | Z | .3 | .3 | 0 | %100 |
| 49 | MP2C | X | -.52 | -.52 | 0 | %100 |
| 50 | MP2C | Z | .3 | .3 | 0 | %100 |
| 51 | MP3C | X | -.52 | -.52 | 0 | %100 |
| 52 | MP3C | Z | .3 | .3 | 0 | %100 |
| 53 | MP4C | X | -.52 | -.52 | 0 | %100 |
| 54 | MP4C | Z | .3 | .3 | 0 | %100 |
| 55 | MP5C | X | -.52 | -.52 | 0 | %100 |
| 56 | MP5C | Z | .3 | .3 | 0 | %100 |
| 57 | MP1B | X | -.52 | -.52 | 0 | %100 |
| 58 | MP1B | Z | .3 | .3 | 0 | %100 |
| 59 | MP2B | X | -.52 | -.52 | 0 | %100 |
| 60 | MP2B | Z | .3 | .3 | 0 | %100 |
| 61 | MP3B | X | -.52 | -.52 | 0 | %100 |
| 62 | MP3B | Z | .3 | .3 | 0 | %100 |
| 63 | MP4B | X | -.52 | -.52 | 0 | %100 |
| 64 | MP4B | Z | .3 | .3 | 0 | %100 |
| 65 | MP5B | X | -.52 | -.52 | 0 | %100 |
| 66 | MP5B | Z | .3 | .3 | 0 | %100 |
| 67 | M57 | X | -.52 | -.52 | 0 | %100 |
| 68 | M57 | Z | .3 | .3 | 0 | %100 |
| 69 | M57A | X | -.911 | -.911 | 0 | %100 |
| 70 | M57A | Z | .526 | .526 | 0 | %100 |
| 71 | M58 | X | -.717 | -.717 | 0 | %100 |
| 72 | M58 | Z | .414 | .414 | 0 | %100 |
| 73 | M59 | X | -.911 | -.911 | 0 | %100 |
| 74 | M59 | Z | .526 | .526 | 0 | %100 |

Member Distributed Loads (BLC 74 : Structure Wm (270 Deg))

| | Member Label | Direction | Start Magnitude[lb/ft.... | End Magnitude[lb/ft.... | Start Location[ft.%] | End Location[ft.%] |
|----|--------------|-----------|---------------------------|-------------------------|----------------------|--------------------|
| 1 | MP1A | X | -.601 | -.601 | 0 | %100 |
| 2 | MP1A | Z | 0 | 0 | 0 | %100 |
| 3 | M7 | X | 0 | 0 | 0 | %100 |
| 4 | M7 | Z | 0 | 0 | 0 | %100 |
| 5 | M17 | X | -1.017 | -1.017 | 0 | %100 |
| 6 | M17 | Z | 0 | 0 | 0 | %100 |
| 7 | M48 | X | -.557 | -.557 | 0 | %100 |
| 8 | M48 | Z | 0 | 0 | 0 | %100 |
| 9 | M49 | X | -.557 | -.557 | 0 | %100 |
| 10 | M49 | Z | 0 | 0 | 0 | %100 |
| 11 | M50 | X | -.557 | -.557 | 0 | %100 |
| 12 | M50 | Z | 0 | 0 | 0 | %100 |
| 13 | M51 | X | -.557 | -.557 | 0 | %100 |
| 14 | M51 | Z | 0 | 0 | 0 | %100 |
| 15 | M12 | X | -.79 | -.79 | 0 | %100 |
| 16 | M12 | Z | 0 | 0 | 0 | %100 |

Member Distributed Loads (BLC 74 : Structure Wm (270 Deg)) (Continued)

| Member Label | Direction | Start Magnitude[lb/ft.... | End Magnitude[lb/ft.... | Start Location[ft,%] | End Location[ft,%] |
|--------------|-----------|---------------------------|-------------------------|----------------------|--------------------|
| 17 | M13 | X | -0.79 | -0.79 | 0 %100 |
| 18 | M13 | Z | 0 | 0 | 0 %100 |
| 19 | M21 | X | -0.139 | -0.139 | 0 %100 |
| 20 | M21 | Z | 0 | 0 | 0 %100 |
| 21 | M22 | X | -0.139 | -0.139 | 0 %100 |
| 22 | M22 | Z | 0 | 0 | 0 %100 |
| 23 | M25 | X | -0.139 | -0.139 | 0 %100 |
| 24 | M25 | Z | 0 | 0 | 0 %100 |
| 25 | M26 | X | -0.139 | -0.139 | 0 %100 |
| 26 | M26 | Z | 0 | 0 | 0 %100 |
| 27 | M26A | X | -0.254 | -0.254 | 0 %100 |
| 28 | M26A | Z | 0 | 0 | 0 %100 |
| 29 | M27A | X | -0.254 | -0.254 | 0 %100 |
| 30 | M27A | Z | 0 | 0 | 0 %100 |
| 31 | MP2A | X | -0.601 | -0.601 | 0 %100 |
| 32 | MP2A | Z | 0 | 0 | 0 %100 |
| 33 | MP3A | X | -0.601 | -0.601 | 0 %100 |
| 34 | MP3A | Z | 0 | 0 | 0 %100 |
| 35 | MP4A | X | -0.601 | -0.601 | 0 %100 |
| 36 | MP4A | Z | 0 | 0 | 0 %100 |
| 37 | MP5A | X | -0.601 | -0.601 | 0 %100 |
| 38 | MP5A | Z | 0 | 0 | 0 %100 |
| 39 | M32A | X | -0.139 | -0.139 | 0 %100 |
| 40 | M32A | Z | 0 | 0 | 0 %100 |
| 41 | M33A | X | -0.139 | -0.139 | 0 %100 |
| 42 | M33A | Z | 0 | 0 | 0 %100 |
| 43 | M34A | X | -0.139 | -0.139 | 0 %100 |
| 44 | M34A | Z | 0 | 0 | 0 %100 |
| 45 | M35A | X | -0.139 | -0.139 | 0 %100 |
| 46 | M35A | Z | 0 | 0 | 0 %100 |
| 47 | MP1C | X | -0.601 | -0.601 | 0 %100 |
| 48 | MP1C | Z | 0 | 0 | 0 %100 |
| 49 | MP2C | X | -0.601 | -0.601 | 0 %100 |
| 50 | MP2C | Z | 0 | 0 | 0 %100 |
| 51 | MP3C | X | -0.601 | -0.601 | 0 %100 |
| 52 | MP3C | Z | 0 | 0 | 0 %100 |
| 53 | MP4C | X | -0.601 | -0.601 | 0 %100 |
| 54 | MP4C | Z | 0 | 0 | 0 %100 |
| 55 | MP5C | X | -0.601 | -0.601 | 0 %100 |
| 56 | MP5C | Z | 0 | 0 | 0 %100 |
| 57 | MP1B | X | -0.601 | -0.601 | 0 %100 |
| 58 | MP1B | Z | 0 | 0 | 0 %100 |
| 59 | MP2B | X | -0.601 | -0.601 | 0 %100 |
| 60 | MP2B | Z | 0 | 0 | 0 %100 |
| 61 | MP3B | X | -0.601 | -0.601 | 0 %100 |
| 62 | MP3B | Z | 0 | 0 | 0 %100 |
| 63 | MP4B | X | -0.601 | -0.601 | 0 %100 |
| 64 | MP4B | Z | 0 | 0 | 0 %100 |
| 65 | MP5B | X | -0.601 | -0.601 | 0 %100 |
| 66 | MP5B | Z | 0 | 0 | 0 %100 |
| 67 | M57 | X | -0.601 | -0.601 | 0 %100 |
| 68 | M57 | Z | 0 | 0 | 0 %100 |
| 69 | M57A | X | -1.126 | -1.126 | 0 %100 |
| 70 | M57A | Z | 0 | 0 | 0 %100 |
| 71 | M58 | X | -0.903 | -0.903 | 0 %100 |
| 72 | M58 | Z | 0 | 0 | 0 %100 |
| 73 | M59 | X | -0.903 | -0.903 | 0 %100 |
| 74 | M59 | Z | 0 | 0 | 0 %100 |

Member Distributed Loads (BLC 75 : Structure Wm (300 Deg))

| | Member Label | Direction | Start Magnitude[lb/ft.... | End Magnitude[lb/ft.... | Start Location[ft,%] | End Location[ft,%] |
|----|--------------|-----------|---------------------------|-------------------------|----------------------|--------------------|
| 1 | MP1A | X | - .52 | - .52 | 0 | %100 |
| 2 | MP1A | Z | - .3 | - .3 | 0 | %100 |
| 3 | M7 | X | - .228 | - .228 | 0 | %100 |
| 4 | M7 | Z | - .132 | - .132 | 0 | %100 |
| 5 | M17 | X | - .66 | - .66 | 0 | %100 |
| 6 | M17 | Z | - .381 | - .381 | 0 | %100 |
| 7 | M48 | X | - .362 | - .362 | 0 | %100 |
| 8 | M48 | Z | - .209 | - .209 | 0 | %100 |
| 9 | M49 | X | - .362 | - .362 | 0 | %100 |
| 10 | M49 | Z | - .209 | - .209 | 0 | %100 |
| 11 | M50 | X | - .362 | - .362 | 0 | %100 |
| 12 | M50 | Z | - .209 | - .209 | 0 | %100 |
| 13 | M51 | X | - .362 | - .362 | 0 | %100 |
| 14 | M51 | Z | - .209 | - .209 | 0 | %100 |
| 15 | M12 | X | - .228 | - .228 | 0 | %100 |
| 16 | M12 | Z | - .132 | - .132 | 0 | %100 |
| 17 | M13 | X | - .912 | - .912 | 0 | %100 |
| 18 | M13 | Z | - .527 | - .527 | 0 | %100 |
| 19 | M21 | X | - .362 | - .362 | 0 | %100 |
| 20 | M21 | Z | - .209 | - .209 | 0 | %100 |
| 21 | M22 | X | - .362 | - .362 | 0 | %100 |
| 22 | M22 | Z | - .209 | - .209 | 0 | %100 |
| 23 | M25 | X | 0 | 0 | 0 | %100 |
| 24 | M25 | Z | 0 | 0 | 0 | %100 |
| 25 | M26 | X | 0 | 0 | 0 | %100 |
| 26 | M26 | Z | 0 | 0 | 0 | %100 |
| 27 | M26A | X | - .66 | - .66 | 0 | %100 |
| 28 | M26A | Z | - .381 | - .381 | 0 | %100 |
| 29 | M27A | X | 0 | 0 | 0 | %100 |
| 30 | M27A | Z | 0 | 0 | 0 | %100 |
| 31 | MP2A | X | - .52 | - .52 | 0 | %100 |
| 32 | MP2A | Z | - .3 | - .3 | 0 | %100 |
| 33 | MP3A | X | - .52 | - .52 | 0 | %100 |
| 34 | MP3A | Z | - .3 | - .3 | 0 | %100 |
| 35 | MP4A | X | - .52 | - .52 | 0 | %100 |
| 36 | MP4A | Z | - .3 | - .3 | 0 | %100 |
| 37 | MP5A | X | - .52 | - .52 | 0 | %100 |
| 38 | MP5A | Z | - .3 | - .3 | 0 | %100 |
| 39 | M32A | X | - .362 | - .362 | 0 | %100 |
| 40 | M32A | Z | - .209 | - .209 | 0 | %100 |
| 41 | M33A | X | - .362 | - .362 | 0 | %100 |
| 42 | M33A | Z | - .209 | - .209 | 0 | %100 |
| 43 | M34A | X | 0 | 0 | 0 | %100 |
| 44 | M34A | Z | 0 | 0 | 0 | %100 |
| 45 | M35A | X | 0 | 0 | 0 | %100 |
| 46 | M35A | Z | 0 | 0 | 0 | %100 |
| 47 | MP1C | X | - .52 | - .52 | 0 | %100 |
| 48 | MP1C | Z | - .3 | - .3 | 0 | %100 |
| 49 | MP2C | X | - .52 | - .52 | 0 | %100 |
| 50 | MP2C | Z | - .3 | - .3 | 0 | %100 |
| 51 | MP3C | X | - .52 | - .52 | 0 | %100 |
| 52 | MP3C | Z | - .3 | - .3 | 0 | %100 |
| 53 | MP4C | X | - .52 | - .52 | 0 | %100 |
| 54 | MP4C | Z | - .3 | - .3 | 0 | %100 |
| 55 | MP5C | X | - .52 | - .52 | 0 | %100 |
| 56 | MP5C | Z | - .3 | - .3 | 0 | %100 |
| 57 | MP1B | X | - .52 | - .52 | 0 | %100 |
| 58 | MP1B | Z | - .3 | - .3 | 0 | %100 |
| 59 | MP2B | X | - .52 | - .52 | 0 | %100 |

Member Distributed Loads (BLC 75 : Structure Wm (300 Deg)) (Continued)

| | Member Label | Direction | Start Magnitude[lb/ft....] | End Magnitude[lb/ft....] | Start Location[ft.%] | End Location[ft.%] |
|----|--------------|-----------|----------------------------|--------------------------|----------------------|--------------------|
| 60 | MP2B | Z | -3 | -3 | 0 | %100 |
| 61 | MP3B | X | -52 | -52 | 0 | %100 |
| 62 | MP3B | Z | -3 | -3 | 0 | %100 |
| 63 | MP4B | X | -52 | -52 | 0 | %100 |
| 64 | MP4B | Z | -3 | -3 | 0 | %100 |
| 65 | MP5B | X | -52 | -52 | 0 | %100 |
| 66 | MP5B | Z | -3 | -3 | 0 | %100 |
| 67 | M57 | X | -52 | -52 | 0 | %100 |
| 68 | M57 | Z | -3 | -3 | 0 | %100 |
| 69 | M57A | X | -911 | -911 | 0 | %100 |
| 70 | M57A | Z | -526 | -526 | 0 | %100 |
| 71 | M58 | X | -911 | -911 | 0 | %100 |
| 72 | M58 | Z | -526 | -526 | 0 | %100 |
| 73 | M59 | X | -717 | -717 | 0 | %100 |
| 74 | M59 | Z | -414 | -414 | 0 | %100 |

Member Distributed Loads (BLC 76 : Structure Wm (330 Deg))

| | Member Label | Direction | Start Magnitude[lb/ft....] | End Magnitude[lb/ft....] | Start Location[ft.%] | End Location[ft.%] |
|----|--------------|-----------|----------------------------|--------------------------|----------------------|--------------------|
| 1 | MP1A | X | -3 | -3 | 0 | %100 |
| 2 | MP1A | Z | -52 | -52 | 0 | %100 |
| 3 | M7 | X | -395 | -395 | 0 | %100 |
| 4 | M7 | Z | -684 | -684 | 0 | %100 |
| 5 | M17 | X | -127 | -127 | 0 | %100 |
| 6 | M17 | Z | -22 | -22 | 0 | %100 |
| 7 | M48 | X | -07 | -07 | 0 | %100 |
| 8 | M48 | Z | -121 | -121 | 0 | %100 |
| 9 | M49 | X | -07 | -07 | 0 | %100 |
| 10 | M49 | Z | -121 | -121 | 0 | %100 |
| 11 | M50 | X | -07 | -07 | 0 | %100 |
| 12 | M50 | Z | -121 | -121 | 0 | %100 |
| 13 | M51 | X | -07 | -07 | 0 | %100 |
| 14 | M51 | Z | -121 | -121 | 0 | %100 |
| 15 | M12 | X | 0 | 0 | 0 | %100 |
| 16 | M12 | Z | 0 | 0 | 0 | %100 |
| 17 | M13 | X | -395 | -395 | 0 | %100 |
| 18 | M13 | Z | -684 | -684 | 0 | %100 |
| 19 | M21 | X | -279 | -279 | 0 | %100 |
| 20 | M21 | Z | -483 | -483 | 0 | %100 |
| 21 | M22 | X | -279 | -279 | 0 | %100 |
| 22 | M22 | Z | -483 | -483 | 0 | %100 |
| 23 | M25 | X | -07 | -07 | 0 | %100 |
| 24 | M25 | Z | -121 | -121 | 0 | %100 |
| 25 | M26 | X | -07 | -07 | 0 | %100 |
| 26 | M26 | Z | -121 | -121 | 0 | %100 |
| 27 | M26A | X | -508 | -508 | 0 | %100 |
| 28 | M26A | Z | -88 | -88 | 0 | %100 |
| 29 | M27A | X | -127 | -127 | 0 | %100 |
| 30 | M27A | Z | -22 | -22 | 0 | %100 |
| 31 | MP2A | X | -3 | -3 | 0 | %100 |
| 32 | MP2A | Z | -52 | -52 | 0 | %100 |
| 33 | MP3A | X | -3 | -3 | 0 | %100 |
| 34 | MP3A | Z | -52 | -52 | 0 | %100 |
| 35 | MP4A | X | -3 | -3 | 0 | %100 |
| 36 | MP4A | Z | -52 | -52 | 0 | %100 |
| 37 | MP5A | X | -3 | -3 | 0 | %100 |
| 38 | MP5A | Z | -52 | -52 | 0 | %100 |
| 39 | M32A | X | -279 | -279 | 0 | %100 |
| 40 | M32A | Z | -483 | -483 | 0 | %100 |

Member Distributed Loads (BLC 76 : Structure Wm (330 Deg)) (Continued)

| | Member Label | Direction | Start Magnitude[lb/ft.... | End Magnitude[lb/ft.... | Start Location[ft, %] | End Location[ft, %] |
|----|--------------|-----------|---------------------------|-------------------------|-----------------------|---------------------|
| 41 | M33A | X | -279 | -279 | 0 | %100 |
| 42 | M33A | Z | -483 | -483 | 0 | %100 |
| 43 | M34A | X | -07 | -07 | 0 | %100 |
| 44 | M34A | Z | -.121 | -.121 | 0 | %100 |
| 45 | M35A | X | -07 | -07 | 0 | %100 |
| 46 | M35A | Z | -.121 | -.121 | 0 | %100 |
| 47 | MP1C | X | -.3 | -.3 | 0 | %100 |
| 48 | MP1C | Z | -.52 | -.52 | 0 | %100 |
| 49 | MP2C | X | -.3 | -.3 | 0 | %100 |
| 50 | MP2C | Z | -.52 | -.52 | 0 | %100 |
| 51 | MP3C | X | -.3 | -.3 | 0 | %100 |
| 52 | MP3C | Z | -.52 | -.52 | 0 | %100 |
| 53 | MP4C | X | -.3 | -.3 | 0 | %100 |
| 54 | MP4C | Z | -.52 | -.52 | 0 | %100 |
| 55 | MP5C | X | -.3 | -.3 | 0 | %100 |
| 56 | MP5C | Z | -.52 | -.52 | 0 | %100 |
| 57 | MP1B | X | -.3 | -.3 | 0 | %100 |
| 58 | MP1B | Z | -.52 | -.52 | 0 | %100 |
| 59 | MP2B | X | -.3 | -.3 | 0 | %100 |
| 60 | MP2B | Z | -.52 | -.52 | 0 | %100 |
| 61 | MP3B | X | -.3 | -.3 | 0 | %100 |
| 62 | MP3B | Z | -.52 | -.52 | 0 | %100 |
| 63 | MP4B | X | -.3 | -.3 | 0 | %100 |
| 64 | MP4B | Z | -.52 | -.52 | 0 | %100 |
| 65 | MP5B | X | -.3 | -.3 | 0 | %100 |
| 66 | MP5B | Z | -.52 | -.52 | 0 | %100 |
| 67 | M57 | X | -.3 | -.3 | 0 | %100 |
| 68 | M57 | Z | -.52 | -.52 | 0 | %100 |
| 69 | M57A | X | -.451 | -.451 | 0 | %100 |
| 70 | M57A | Z | -.782 | -.782 | 0 | %100 |
| 71 | M58 | X | -.563 | -.563 | 0 | %100 |
| 72 | M58 | Z | -.975 | -.975 | 0 | %100 |
| 73 | M59 | X | -.451 | -.451 | 0 | %100 |
| 74 | M59 | Z | -.782 | -.782 | 0 | %100 |

Member Distributed Loads (BLC 87 : BLC 39 Transient Area Loads)

| | Member Label | Direction | Start Magnitude[lb/ft.... | End Magnitude[lb/ft.... | Start Location[ft, %] | End Location[ft, %] |
|----|--------------|-----------|---------------------------|-------------------------|-----------------------|---------------------|
| 1 | M7 | Y | -1.486 | -2.519 | 0 | 2.278 |
| 2 | M7 | Y | -2.519 | -3.469 | 2.278 | 4.556 |
| 3 | M7 | Y | -3.469 | -3.812 | 4.556 | 6.833 |
| 4 | M7 | Y | -3.812 | -4.054 | 6.833 | 9.111 |
| 5 | M7 | Y | -4.054 | -2.862 | 9.111 | 11.389 |
| 6 | M7 | Y | -2.862 | -.143 | 11.389 | 13.667 |
| 7 | M48 | Y | -3.012 | -3.012 | .156 | .875 |
| 8 | M49 | Y | -2.945 | -2.945 | .156 | .875 |
| 9 | M50 | Y | -2.901 | -2.901 | .156 | .875 |
| 10 | M51 | Y | -3.387 | -3.387 | .156 | .875 |
| 11 | M26A | Y | -2.627 | -2.627 | 2.505 | 3.311 |
| 12 | M27A | Y | -1.36 | -1.36 | 2.263 | 3.263 |
| 13 | M17 | Y | -1.36 | -1.36 | 2.263 | 3.263 |
| 14 | M12 | Y | -1.486 | -2.519 | 0 | 2.278 |
| 15 | M12 | Y | -2.519 | -3.469 | 2.278 | 4.556 |
| 16 | M12 | Y | -3.469 | -3.812 | 4.556 | 6.833 |
| 17 | M12 | Y | -3.812 | -4.054 | 6.833 | 9.111 |
| 18 | M12 | Y | -4.054 | -2.862 | 9.111 | 11.389 |
| 19 | M12 | Y | -2.862 | -.143 | 11.389 | 13.667 |
| 20 | M21 | Y | -2.945 | -2.945 | .156 | .875 |
| 21 | M22 | Y | -2.901 | -2.901 | .156 | .875 |

Member Distributed Loads (BLC 87 : BLC 39 Transient Area Loads) (Continued)

| | Member Label | Direction | Start Magnitude[lb/ft....] | End Magnitude[lb/ft....] | Start Location[ft.%] | End Location[ft.%] |
|----|--------------|-----------|----------------------------|--------------------------|----------------------|--------------------|
| 22 | M27A | Y | -2.627 | -2.627 | 2.505 | 3.311 |
| 23 | M32A | Y | -3.012 | -3.012 | .156 | .875 |
| 24 | M33A | Y | -3.387 | -3.387 | .156 | .875 |
| 25 | M17 | Y | -2.627 | -2.627 | 2.505 | 3.311 |
| 26 | M13 | Y | -1.486 | -2.519 | 0 | 2.278 |
| 27 | M13 | Y | -2.519 | -3.469 | 2.278 | 4.556 |
| 28 | M13 | Y | -3.469 | -3.812 | 4.556 | 6.833 |
| 29 | M13 | Y | -3.812 | -4.054 | 6.833 | 9.111 |
| 30 | M13 | Y | -4.054 | -2.862 | 9.111 | 11.389 |
| 31 | M13 | Y | -2.862 | -.143 | 11.389 | 13.667 |
| 32 | M25 | Y | -2.945 | -2.945 | .156 | .875 |
| 33 | M26 | Y | -2.901 | -2.901 | .156 | .875 |
| 34 | M26A | Y | -1.36 | -1.36 | 2.263 | 3.263 |
| 35 | M34A | Y | -3.012 | -3.012 | .156 | .875 |
| 36 | M35A | Y | -3.387 | -3.387 | .156 | .875 |

Member Distributed Loads (BLC 88 : BLC 40 Transient Area Loads)

| | Member Label | Direction | Start Magnitude[lb/ft....] | End Magnitude[lb/ft....] | Start Location[ft.%] | End Location[ft.%] |
|----|--------------|-----------|----------------------------|--------------------------|----------------------|--------------------|
| 1 | M7 | Y | -3.591 | -6.086 | 0 | 2.278 |
| 2 | M7 | Y | -6.086 | -8.38 | 2.278 | 4.556 |
| 3 | M7 | Y | -8.38 | -9.21 | 4.556 | 6.833 |
| 4 | M7 | Y | -9.21 | -9.796 | 6.833 | 9.111 |
| 5 | M7 | Y | -9.796 | -6.915 | 9.111 | 11.389 |
| 6 | M7 | Y | -6.915 | -.344 | 11.389 | 13.667 |
| 7 | M48 | Y | -7.278 | -7.278 | .156 | .875 |
| 8 | M49 | Y | -7.117 | -7.117 | .156 | .875 |
| 9 | M50 | Y | -7.01 | -7.01 | .156 | .875 |
| 10 | M51 | Y | -8.184 | -8.184 | .156 | .875 |
| 11 | M26A | Y | -6.347 | -6.347 | 2.505 | 3.311 |
| 12 | M27A | Y | -3.286 | -3.286 | 2.263 | 3.263 |
| 13 | M17 | Y | -3.286 | -3.286 | 2.263 | 3.263 |
| 14 | M12 | Y | -3.591 | -6.086 | 0 | 2.278 |
| 15 | M12 | Y | -6.086 | -8.38 | 2.278 | 4.556 |
| 16 | M12 | Y | -8.38 | -9.21 | 4.556 | 6.833 |
| 17 | M12 | Y | -9.21 | -9.796 | 6.833 | 9.111 |
| 18 | M12 | Y | -9.796 | -6.915 | 9.111 | 11.389 |
| 19 | M12 | Y | -6.915 | -.344 | 11.389 | 13.667 |
| 20 | M21 | Y | -7.117 | -7.117 | .156 | .875 |
| 21 | M22 | Y | -7.01 | -7.01 | .156 | .875 |
| 22 | M27A | Y | -6.347 | -6.347 | 2.505 | 3.311 |
| 23 | M32A | Y | -7.278 | -7.278 | .156 | .875 |
| 24 | M33A | Y | -8.184 | -8.184 | .156 | .875 |
| 25 | M17 | Y | -6.347 | -6.347 | 2.505 | 3.311 |
| 26 | M13 | Y | -3.591 | -6.086 | 0 | 2.278 |
| 27 | M13 | Y | -6.086 | -8.38 | 2.278 | 4.556 |
| 28 | M13 | Y | -8.38 | -9.21 | 4.556 | 6.833 |
| 29 | M13 | Y | -9.21 | -9.796 | 6.833 | 9.111 |
| 30 | M13 | Y | -9.796 | -6.915 | 9.111 | 11.389 |
| 31 | M13 | Y | -6.915 | -.344 | 11.389 | 13.667 |
| 32 | M25 | Y | -7.117 | -7.117 | .156 | .875 |
| 33 | M26 | Y | -7.01 | -7.01 | .156 | .875 |
| 34 | M26A | Y | -3.286 | -3.286 | 2.263 | 3.263 |
| 35 | M34A | Y | -7.278 | -7.278 | .156 | .875 |
| 36 | M35A | Y | -8.184 | -8.184 | .156 | .875 |

Member Distributed Loads (BLC 89 : BLC 84 Transient Area Loads)

| | Member Label | Direction | Start Magnitude[lb/ft....] | End Magnitude[lb/ft....] | Start Location[ft.%] | End Location[ft.%] |
|---|--------------|-----------|----------------------------|--------------------------|----------------------|--------------------|
| 1 | M7 | Y | -.061 | -.103 | 0 | 2.278 |

Member Distributed Loads (BLC 89 : BLC 84 Transient Area Loads) (Continued)

| | Member Label | Direction | Start Magnitude[lb/ft....] | End Magnitude[lb/ft....] | Start Location[ft.%] | End Location[ft.%] |
|----|--------------|-----------|----------------------------|--------------------------|----------------------|--------------------|
| 2 | M7 | Y | -.103 | -.142 | 2.278 | 4.556 |
| 3 | M7 | Y | -.142 | -.156 | 4.556 | 6.833 |
| 4 | M7 | Y | -.156 | -.166 | 6.833 | 9.111 |
| 5 | M7 | Y | -.166 | -.117 | 9.111 | 11.389 |
| 6 | M7 | Y | -.117 | -.006 | 11.389 | 13.667 |
| 7 | M48 | Y | -.123 | -.123 | .156 | .875 |
| 8 | M49 | Y | -.121 | -.121 | .156 | .875 |
| 9 | M50 | Y | -.119 | -.119 | .156 | .875 |
| 10 | M51 | Y | -.139 | -.139 | .156 | .875 |
| 11 | M26A | Y | -.108 | -.108 | 2.505 | 3.311 |
| 12 | M27A | Y | -.056 | -.056 | 2.263 | 3.263 |
| 13 | M17 | Y | -.056 | -.056 | 2.263 | 3.263 |
| 14 | M12 | Y | -.061 | -.103 | 0 | 2.278 |
| 15 | M12 | Y | -.103 | -.142 | 2.278 | 4.556 |
| 16 | M12 | Y | -.142 | -.156 | 4.556 | 6.833 |
| 17 | M12 | Y | -.156 | -.166 | 6.833 | 9.111 |
| 18 | M12 | Y | -.166 | -.117 | 9.111 | 11.389 |
| 19 | M12 | Y | -.117 | -.006 | 11.389 | 13.667 |
| 20 | M21 | Y | -.121 | -.121 | .156 | .875 |
| 21 | M22 | Y | -.119 | -.119 | .156 | .875 |
| 22 | M27A | Y | -.108 | -.108 | 2.505 | 3.311 |
| 23 | M32A | Y | -.123 | -.123 | .156 | .875 |
| 24 | M33A | Y | -.139 | -.139 | .156 | .875 |
| 25 | M17 | Y | -.108 | -.108 | 2.505 | 3.311 |
| 26 | M13 | Y | -.061 | -.103 | 0 | 2.278 |
| 27 | M13 | Y | -.103 | -.142 | 2.278 | 4.556 |
| 28 | M13 | Y | -.142 | -.156 | 4.556 | 6.833 |
| 29 | M13 | Y | -.156 | -.166 | 6.833 | 9.111 |
| 30 | M13 | Y | -.166 | -.117 | 9.111 | 11.389 |
| 31 | M13 | Y | -.117 | -.006 | 11.389 | 13.667 |
| 32 | M25 | Y | -.121 | -.121 | .156 | .875 |
| 33 | M26 | Y | -.119 | -.119 | .156 | .875 |
| 34 | M26A | Y | -.056 | -.056 | 2.263 | 3.263 |
| 35 | M34A | Y | -.123 | -.123 | .156 | .875 |
| 36 | M35A | Y | -.139 | -.139 | .156 | .875 |

Member Distributed Loads (BLC 90 : BLC 85 Transient Area Loads)

| | Member Label | Direction | Start Magnitude[lb/ft....] | End Magnitude[lb/ft....] | Start Location[ft.%] | End Location[ft.%] |
|----|--------------|-----------|----------------------------|--------------------------|----------------------|--------------------|
| 1 | M7 | Z | -.152 | -.258 | 0 | 2.278 |
| 2 | M7 | Z | -.258 | -.355 | 2.278 | 4.556 |
| 3 | M7 | Z | -.355 | -.39 | 4.556 | 6.833 |
| 4 | M7 | Z | -.39 | -.415 | 6.833 | 9.111 |
| 5 | M7 | Z | -.415 | -.293 | 9.111 | 11.389 |
| 6 | M7 | Z | -.293 | -.015 | 11.389 | 13.667 |
| 7 | M48 | Z | -.308 | -.308 | .156 | .875 |
| 8 | M49 | Z | -.301 | -.301 | .156 | .875 |
| 9 | M50 | Z | -.297 | -.297 | .156 | .875 |
| 10 | M51 | Z | -.347 | -.347 | .156 | .875 |
| 11 | M26A | Z | -.269 | -.269 | 2.505 | 3.311 |
| 12 | M27A | Z | -.139 | -.139 | 2.263 | 3.263 |
| 13 | M17 | Z | -.139 | -.139 | 2.263 | 3.263 |
| 14 | M12 | Z | -.152 | -.258 | 0 | 2.278 |
| 15 | M12 | Z | -.258 | -.355 | 2.278 | 4.556 |
| 16 | M12 | Z | -.355 | -.39 | 4.556 | 6.833 |
| 17 | M12 | Z | -.39 | -.415 | 6.833 | 9.111 |
| 18 | M12 | Z | -.415 | -.293 | 9.111 | 11.389 |
| 19 | M12 | Z | -.293 | -.015 | 11.389 | 13.667 |
| 20 | M21 | Z | -.301 | -.301 | .156 | .875 |

Member Distributed Loads (BLC 90 : BLC 85 Transient Area Loads) (Continued)

| | Member Label | Direction | Start Magnitude[lb/ft.... | End Magnitude[lb/ft.... | Start Location[ft.%] | End Location[ft.%] |
|----|--------------|-----------|---------------------------|-------------------------|----------------------|--------------------|
| 21 | M22 | Z | -.297 | -.297 | .156 | .875 |
| 22 | M27A | Z | -.269 | -.269 | 2.505 | 3.311 |
| 23 | M32A | Z | -.308 | -.308 | .156 | .875 |
| 24 | M33A | Z | -.347 | -.347 | .156 | .875 |
| 25 | M17 | Z | -.269 | -.269 | 2.505 | 3.311 |
| 26 | M13 | Z | -.152 | -.258 | 0 | 2.278 |
| 27 | M13 | Z | -.258 | -.355 | 2.278 | 4.556 |
| 28 | M13 | Z | -.355 | -.39 | 4.556 | 6.833 |
| 29 | M13 | Z | -.39 | -.415 | 6.833 | 9.111 |
| 30 | M13 | Z | -.415 | -.293 | 9.111 | 11.389 |
| 31 | M13 | Z | -.293 | -.015 | 11.389 | 13.667 |
| 32 | M25 | Z | -.301 | -.301 | .156 | .875 |
| 33 | M26 | Z | -.297 | -.297 | .156 | .875 |
| 34 | M26A | Z | -.139 | -.139 | 2.263 | 3.263 |
| 35 | M34A | Z | -.308 | -.308 | .156 | .875 |
| 36 | M35A | Z | -.347 | -.347 | .156 | .875 |

Member Distributed Loads (BLC 91 : BLC 86 Transient Area Loads)

| | Member Label | Direction | Start Magnitude[lb/ft.... | End Magnitude[lb/ft.... | Start Location[ft.%] | End Location[ft.%] |
|----|--------------|-----------|---------------------------|-------------------------|----------------------|--------------------|
| 1 | M7 | X | .152 | .258 | 0 | 2.278 |
| 2 | M7 | X | .258 | .355 | 2.278 | 4.556 |
| 3 | M7 | X | .355 | .39 | 4.556 | 6.833 |
| 4 | M7 | X | .39 | .415 | 6.833 | 9.111 |
| 5 | M7 | X | .415 | .293 | 9.111 | 11.389 |
| 6 | M7 | X | .293 | .015 | 11.389 | 13.667 |
| 7 | M48 | X | .308 | .308 | .156 | .875 |
| 8 | M49 | X | .301 | .301 | .156 | .875 |
| 9 | M50 | X | .297 | .297 | .156 | .875 |
| 10 | M51 | X | .347 | .347 | .156 | .875 |
| 11 | M26A | X | .269 | .269 | 2.505 | 3.311 |
| 12 | M27A | X | .139 | .139 | 2.263 | 3.263 |
| 13 | M17 | X | .139 | .139 | 2.263 | 3.263 |
| 14 | M12 | X | .152 | .258 | 0 | 2.278 |
| 15 | M12 | X | .258 | .355 | 2.278 | 4.556 |
| 16 | M12 | X | .355 | .39 | 4.556 | 6.833 |
| 17 | M12 | X | .39 | .415 | 6.833 | 9.111 |
| 18 | M12 | X | .415 | .293 | 9.111 | 11.389 |
| 19 | M12 | X | .293 | .015 | 11.389 | 13.667 |
| 20 | M21 | X | .301 | .301 | .156 | .875 |
| 21 | M22 | X | .297 | .297 | .156 | .875 |
| 22 | M27A | X | .269 | .269 | 2.505 | 3.311 |
| 23 | M32A | X | .308 | .308 | .156 | .875 |
| 24 | M33A | X | .347 | .347 | .156 | .875 |
| 25 | M17 | X | .269 | .269 | 2.505 | 3.311 |
| 26 | M13 | X | .152 | .258 | 0 | 2.278 |
| 27 | M13 | X | .258 | .355 | 2.278 | 4.556 |
| 28 | M13 | X | .355 | .39 | 4.556 | 6.833 |
| 29 | M13 | X | .39 | .415 | 6.833 | 9.111 |
| 30 | M13 | X | .415 | .293 | 9.111 | 11.389 |
| 31 | M13 | X | .293 | .015 | 11.389 | 13.667 |
| 32 | M25 | X | .301 | .301 | .156 | .875 |
| 33 | M26 | X | .297 | .297 | .156 | .875 |
| 34 | M26A | X | .139 | .139 | 2.263 | 3.263 |
| 35 | M34A | X | .308 | .308 | .156 | .875 |
| 36 | M35A | X | .347 | .347 | .156 | .875 |

Member Area Loads (BLC 39 : Structure D)

| | Joint A | Joint B | Joint C | Joint D | Direction | Distribution | Magnitude[ksf] |
|---|---------|---------|---------|---------|-----------|--------------|----------------|
| 1 | N107 | N108 | N111A | N110 | Y | Two Way | -.005 |
| 2 | N108 | N111 | N114 | N113 | Y | Two Way | -.005 |
| 3 | N111 | N107 | N117A | N116A | Y | Two Way | -.005 |

Member Area Loads (BLC 40 : Structure Di)

| | Joint A | Joint B | Joint C | Joint D | Direction | Distribution | Magnitude[ksf] |
|---|---------|---------|---------|---------|-----------|--------------|----------------|
| 1 | N107 | N108 | N111A | N110 | Y | Two Way | -.013 |
| 2 | N108 | N111 | N114 | N113 | Y | Two Way | -.013 |
| 3 | N111 | N107 | N117A | N116A | Y | Two Way | -.013 |

Member Area Loads (BLC 84 : Structure Ev)

| | Joint A | Joint B | Joint C | Joint D | Direction | Distribution | Magnitude[ksf] |
|---|---------|---------|---------|---------|-----------|--------------|----------------|
| 1 | N107 | N108 | N111A | N110 | Y | Two Way | -.000213 |
| 2 | N108 | N111 | N114 | N113 | Y | Two Way | -.000213 |
| 3 | N111 | N107 | N117A | N116A | Y | Two Way | -.000213 |

Member Area Loads (BLC 85 : Structure Eh (0 Deg))

| | Joint A | Joint B | Joint C | Joint D | Direction | Distribution | Magnitude[ksf] |
|---|---------|---------|---------|---------|-----------|--------------|----------------|
| 1 | N107 | N108 | N111A | N110 | Z | Two Way | -.000532 |
| 2 | N108 | N111 | N114 | N113 | Z | Two Way | -.000532 |
| 3 | N111 | N107 | N117A | N116A | Z | Two Way | -.000532 |

Member Area Loads (BLC 86 : Structure Eh (90 Deg))

| | Joint A | Joint B | Joint C | Joint D | Direction | Distribution | Magnitude[ksf] |
|---|---------|---------|---------|---------|-----------|--------------|----------------|
| 1 | N107 | N108 | N111A | N110 | X | Two Way | .000532 |
| 2 | N108 | N111 | N114 | N113 | X | Two Way | .000532 |
| 3 | N111 | N107 | N117A | N116A | X | Two Way | .000532 |

Envelope Joint Reactions

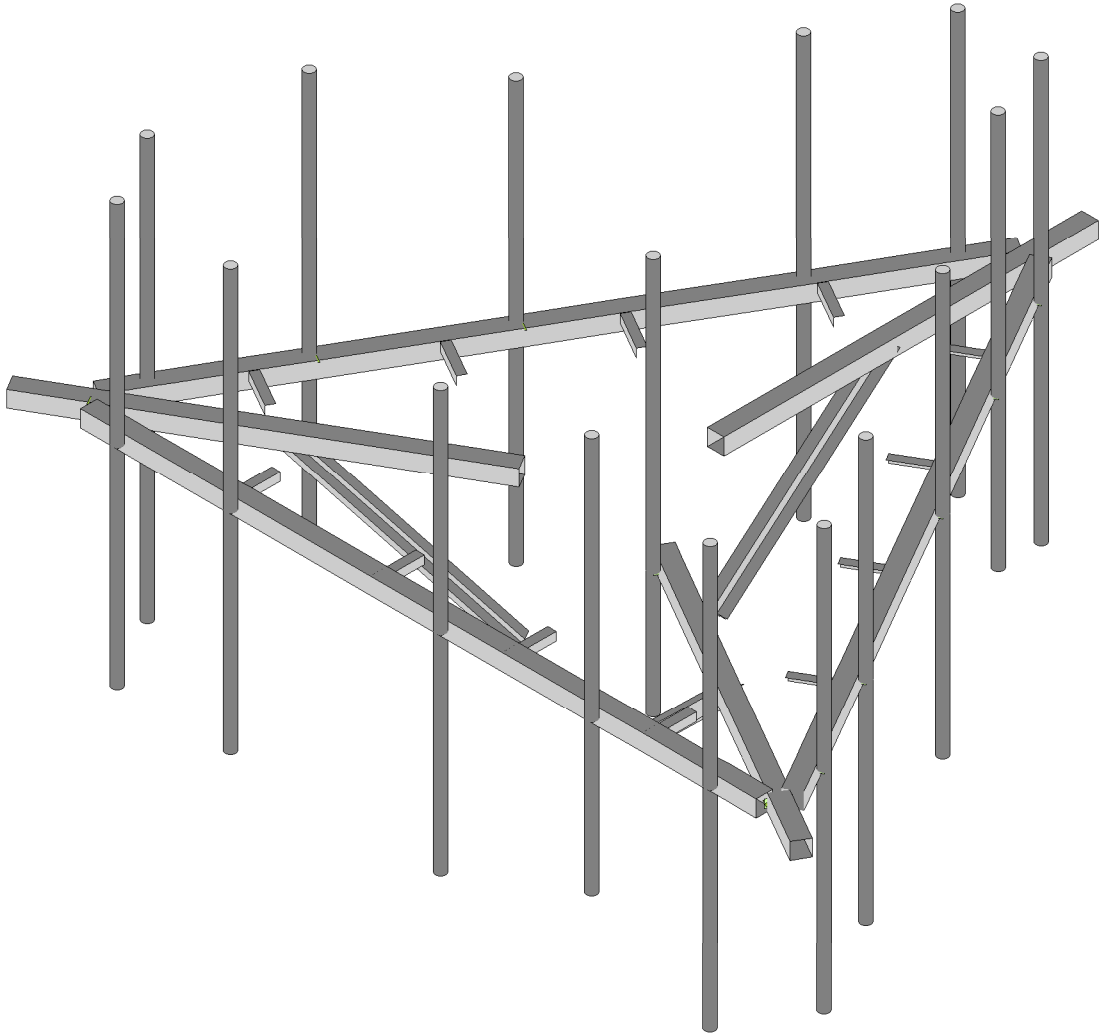
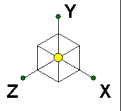
| Joint | X [lb] | LC | Y [lb] | LC | Z [lb] | LC | MX [k-ft] | LC | MY [k-ft] | LC | MZ [k-ft] | LC | | |
|-------|---------|-----|-----------|----|-----------|----|-----------|----|-----------|----|-----------|----|--------|----|
| 1 | N26 | max | 775.641 | 10 | -78.54 | 8 | 4061.479 | 1 | -0.87 | 8 | 2.048 | 4 | .726 | 4 |
| 2 | | min | -775.666 | 4 | -1081.21 | 14 | -1891.593 | 7 | -1.032 | 14 | -2.048 | 10 | -.581 | 10 |
| 3 | N44A | max | 3702.618 | 9 | -55.434 | 4 | 1028.191 | 3 | .833 | 11 | 1.916 | 12 | .861 | 19 |
| 4 | | min | -1799.849 | 3 | -1087.989 | 22 | -2128.457 | 9 | -.419 | 5 | -1.917 | 6 | -.076 | 1 |
| 5 | N47A | max | 1885.232 | 11 | 46.824 | 12 | 1198.336 | 12 | 1.134 | 2 | 2.115 | 8 | .272 | 2 |
| 6 | | min | -3815.934 | 5 | -831.383 | 18 | -2309.716 | 6 | -.991 | 8 | -2.115 | 2 | -1.089 | 20 |
| 7 | N115A | max | 38.854 | 10 | 3980.895 | 13 | -894.005 | 8 | 0 | 75 | 0 | 8 | 0 | 2 |
| 8 | | min | -38.873 | 4 | 762.096 | 8 | -4570.168 | 13 | 0 | 1 | 0 | 2 | 0 | 8 |
| 9 | N118A | max | -724.733 | 3 | 4002.647 | 21 | 2297.861 | 21 | 0 | 10 | 0 | 4 | 0 | 4 |
| 10 | | min | -3979.836 | 21 | 711.568 | 3 | 418.246 | 3 | 0 | 4 | 0 | 10 | 0 | 10 |
| 11 | N121 | max | 4008.242 | 17 | 4030.661 | 17 | 2314.076 | 17 | 0 | 12 | 0 | 12 | 0 | 12 |
| 12 | | min | 726.1 | 11 | 713.065 | 11 | 419.377 | 11 | 0 | 6 | 0 | 6 | 0 | 6 |
| 13 | Totals: | max | 4758.615 | 10 | 8664.34 | 19 | 4611.036 | 1 | | | | | | |
| 14 | | min | -4758.615 | 4 | 2288.473 | 64 | -4611.036 | 7 | | | | | | |

Envelope AISC 15th(360-16): LRFD Steel Code Checks

| Member | Shape | Code C... | Loc[ft] | LC | Shear ... | Loc[ft] | Dir | LC | phi*Pnc [lb] | phi*Pnt [lb] | phi*Mn y-... | phi*Mn z-... | Cb | Eqn | |
|--------|-------|-----------|---------|--------|-----------|---------|--------|----|--------------|--------------|--------------|--------------|--------|------|-------|
| 1 | M7 | HSS4X4X4 | .230 | 13.667 | 13 | .158 | 13.667 | z | 7 | 63848.329 | 139518 | 16.181 | 16.181 | 2... | H1-1b |
| 2 | M13 | HSS4X4X4 | .224 | 13.667 | 17 | .153 | 13.667 | z | 11 | 63848.329 | 139518 | 16.181 | 16.181 | 2... | H1-1b |
| 3 | M12 | HSS4X4X4 | .227 | 13.667 | 21 | .152 | 13.667 | z | 3 | 63848.329 | 139518 | 16.181 | 16.181 | 2... | H1-1b |
| 4 | M27A | HSS4X4X4 | .324 | 1.264 | 14 | .122 | 7.583 | z | 8 | 109675.0... | 139518 | 16.181 | 16.181 | 1... | H1-1b |
| 5 | M17 | HSS4X4X4 | .321 | 1.264 | 16 | .098 | 4.029 | y | 15 | 109675.0... | 139518 | 16.181 | 16.181 | 1... | H1-1b |
| 6 | M26A | HSS4X4X4 | .320 | 1.264 | 24 | .093 | 4.029 | y | 23 | 109675.0... | 139518 | 16.181 | 16.181 | 1... | H1-1b |

Envelope AISC 15th(360-16): LRFD Steel Code Checks (Continued)

| Member | Shape | Code C... | Loc[ft] | LC | Shear ... | Loc[ft] | Dir | LC | phi*Pnc [lb] | phi*Pnt [lb] | phi*Mn y-... | phi*Mn z-... | Cb | Eqn |
|--------|-------|-----------|---------|-------|-----------|---------|-------|------|--------------|--------------|--------------|--------------|------|--------|
| 7 | MP2B | PIPE 2.0 | .655 | 4.917 | 5 | .054 | 5 | 12 | 14916.096 | 32130 | 1.872 | 1.872 | 2... | H1-1b |
| 8 | MP2A | PIPE 2.0 | .665 | 4.917 | 1 | .052 | 5 | 8 | 14916.096 | 32130 | 1.872 | 1.872 | 1... | H1-1b |
| 9 | MP2C | PIPE 2.0 | .665 | 4.917 | 9 | .051 | 2.417 | 4 | 14916.096 | 32130 | 1.872 | 1.872 | 2... | H1-1b |
| 10 | MP3A | PIPE 2.0 | .511 | 4.25 | 1 | .047 | 4.339 | 5 | 13511.278 | 32130 | 1.872 | 1.872 | 1 | H1-1b |
| 11 | MP3B | PIPE 2.0 | .470 | 4.25 | 5 | .042 | 4.339 | 9 | 13511.278 | 32130 | 1.872 | 1.872 | 1... | H1-1b |
| 12 | MP3C | PIPE 2.0 | .475 | 4.25 | 9 | .041 | 4.339 | 1 | 13511.278 | 32130 | 1.872 | 1.872 | 1... | H1-1b |
| 13 | MP1B | PIPE 2.0 | .350 | 4.25 | 11 | .039 | 4.25 | 12 | 13511.278 | 32130 | 1.872 | 1.872 | 1... | H1-1b |
| 14 | MP1A | PIPE 2.0 | .356 | 4.25 | 7 | .038 | 4.25 | 8 | 13511.278 | 32130 | 1.872 | 1.872 | 1... | H1-1b |
| 15 | MP1C | PIPE 2.0 | .356 | 4.25 | 3 | .038 | 4.25 | 4 | 13511.278 | 32130 | 1.872 | 1.872 | 1... | H1-1b |
| 16 | M57 | PIPE 2.0 | .389 | 5.5 | 12 | .019 | 5.5 | 12 | 14916.096 | 32130 | 1.872 | 1.872 | 2... | H1-1b |
| 17 | MP5B | PIPE 2.0 | .058 | 4.339 | 5 | .019 | 4.339 | 6 | 13511.278 | 32130 | 1.872 | 1.872 | 1... | H1-1b |
| 18 | MP5C | PIPE 2.0 | .058 | 4.339 | 9 | .018 | 4.339 | 7 | 13511.278 | 32130 | 1.872 | 1.872 | 1... | H1-1b |
| 19 | MP5A | PIPE 2.0 | .058 | 4.339 | 1 | .018 | 4.339 | 5 | 13511.278 | 32130 | 1.872 | 1.872 | 2... | H1-1b |
| 20 | M59 | LL3x3x3x3 | .128 | 4.61 | 17 | .005 | 4.61 | y 6 | 47801.031 | 70632 | 5.543 | 3.751 | 1 | H1-1b* |
| 21 | M57A | LL3x3x3x3 | .127 | 4.61 | 13 | .004 | 0 | y 2 | 47801.031 | 70632 | 5.543 | 3.751 | 1 | H1-1b* |
| 22 | M58 | LL3x3x3x3 | .127 | 4.61 | 21 | .004 | 0 | y 10 | 47801.031 | 70632 | 5.543 | 3.751 | 1 | H1-1b* |
| 23 | MP4A | PIPE 2.0 | .047 | 4.25 | 7 | .004 | 4.25 | 7 | 13511.278 | 32130 | 1.872 | 1.872 | 1... | H1-1b |
| 24 | MP4C | PIPE 2.0 | .047 | 4.25 | 9 | .004 | 4.25 | 9 | 13511.278 | 32130 | 1.872 | 1.872 | 1... | H1-1b |
| 25 | MP4B | PIPE 2.0 | .047 | 4.25 | 5 | .004 | 4.25 | 5 | 13511.278 | 32130 | 1.872 | 1.872 | 1... | H1-1b |
| 26 | M51 | L2x2x4 | .015 | 0 | 22 | .002 | 0 | y 23 | 29422.979 | 30585.6 | .691 | 1.577 | 2... | H2-1 |
| 27 | M33A | L2x2x4 | .015 | 0 | 18 | .002 | 0 | y 19 | 29422.979 | 30585.6 | .691 | 1.577 | 2... | H2-1 |
| 28 | M35A | L2x2x4 | .015 | 0 | 14 | .002 | 0 | y 15 | 29422.979 | 30585.6 | .691 | 1.577 | 2... | H2-1 |
| 29 | M48 | L2x2x4 | .014 | 0 | 22 | .002 | 0 | y 22 | 29422.979 | 30585.6 | .691 | 1.577 | 2... | H2-1 |
| 30 | M34A | L2x2x4 | .014 | 0 | 14 | .002 | 0 | y 23 | 29422.979 | 30585.6 | .691 | 1.577 | 2... | H2-1 |
| 31 | M32A | L2x2x4 | .014 | 0 | 18 | .002 | 0 | y 24 | 29422.979 | 30585.6 | .691 | 1.577 | 2... | H2-1 |
| 32 | M49 | L2x2x4 | .014 | 0 | 22 | .002 | 0 | y 23 | 29422.979 | 30585.6 | .691 | 1.577 | 2... | H2-1 |
| 33 | M25 | L2x2x4 | .014 | 0 | 14 | .002 | 0 | y 23 | 29422.979 | 30585.6 | .691 | 1.577 | 2... | H2-1 |
| 34 | M21 | L2x2x4 | .014 | 0 | 18 | .002 | 0 | y 24 | 29422.979 | 30585.6 | .691 | 1.577 | 2... | H2-1 |
| 35 | M50 | L2x2x4 | .014 | 0 | 22 | .002 | 0 | y 23 | 29422.979 | 30585.6 | .691 | 1.577 | 2... | H2-1 |
| 36 | M22 | L2x2x4 | .014 | 0 | 18 | .002 | 0 | y 23 | 29422.979 | 30585.6 | .691 | 1.577 | 2... | H2-1 |
| 37 | M26 | L2x2x4 | .014 | 0 | 14 | .002 | 0 | y 19 | 29422.979 | 30585.6 | .691 | 1.577 | 2... | H2-1 |

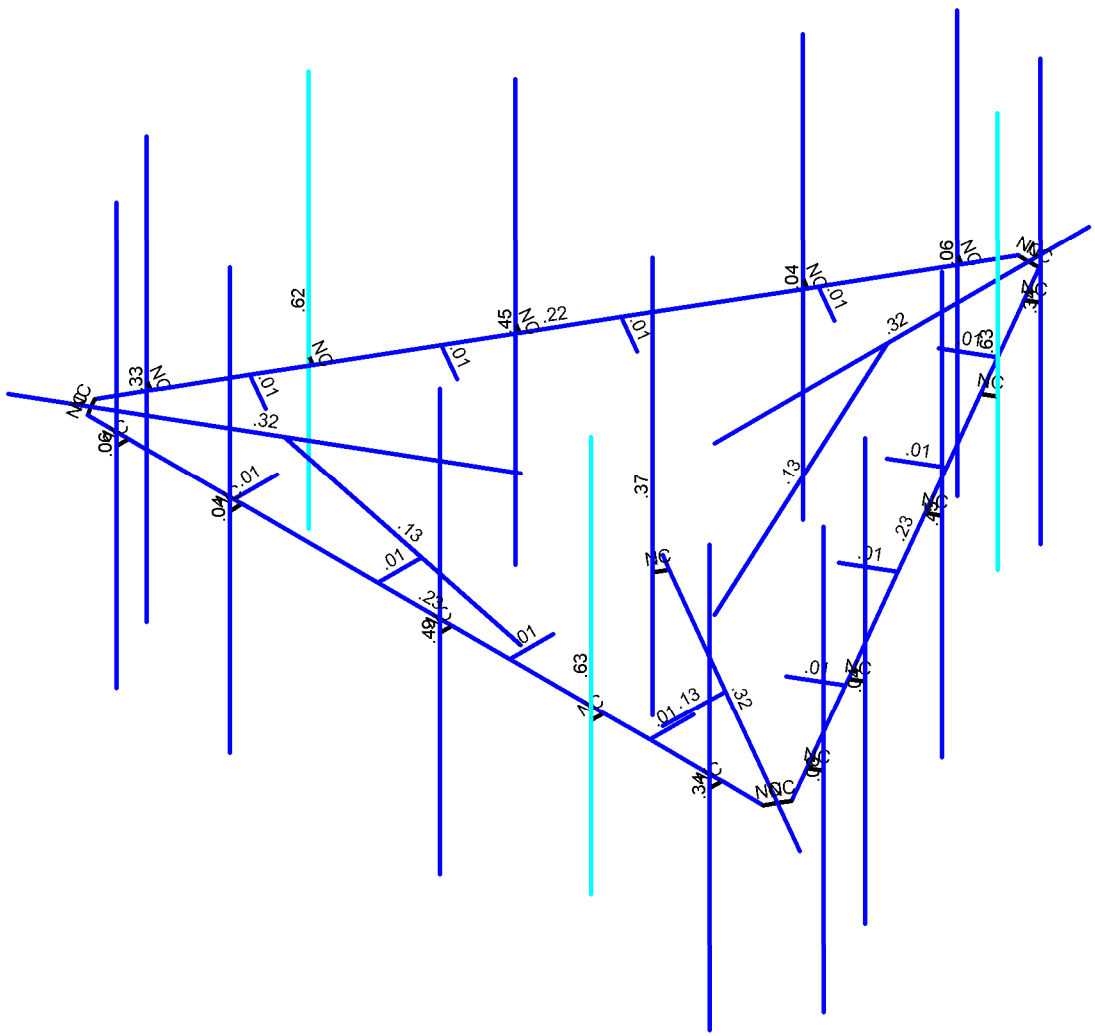
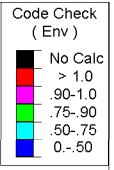
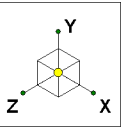


Envelope Only Solution

SK - 1

July 2, 2023 at 4:08 PM

5000383293-VZW_MT_LO_H.r3d

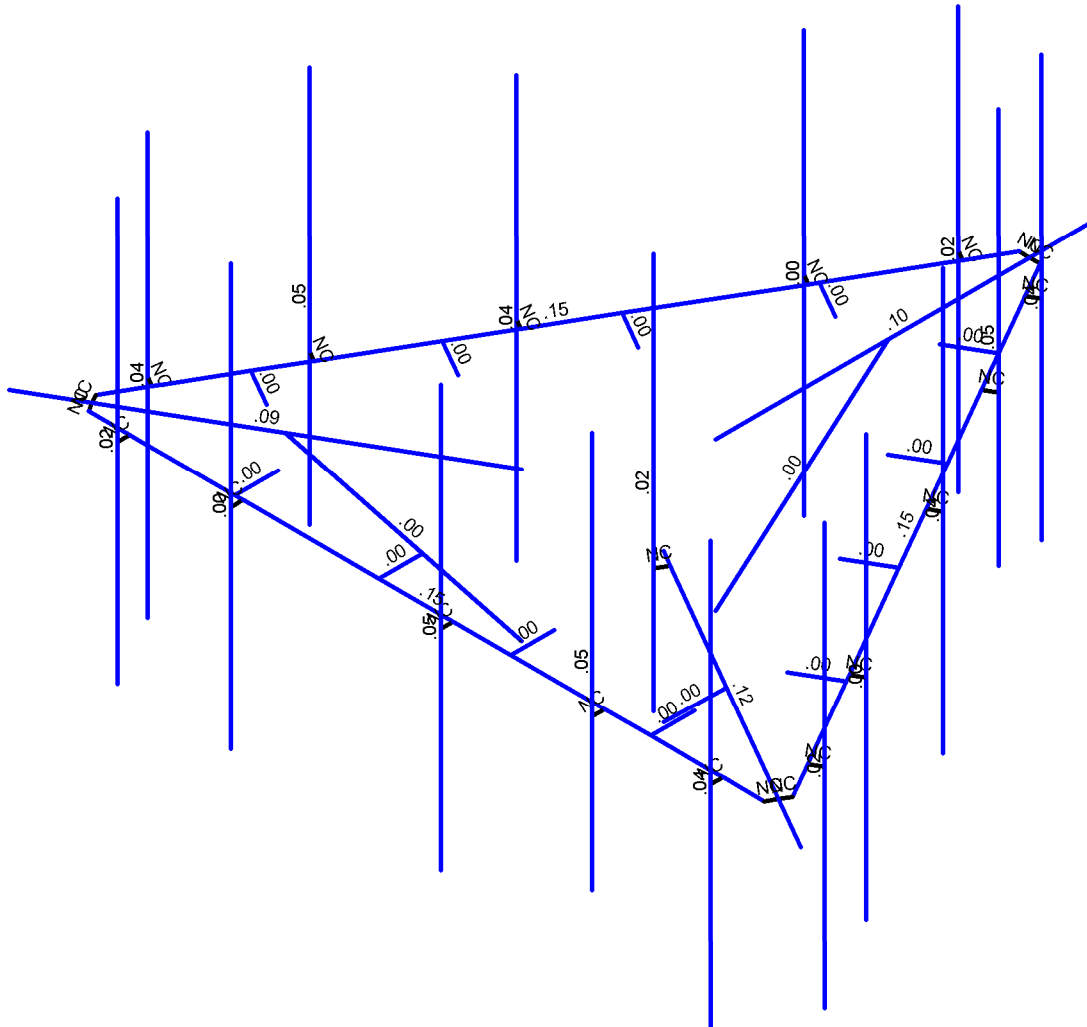
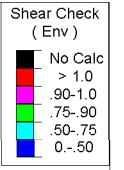
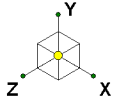


Member Code Checks Displayed (Enveloped)
Envelope Only Solution

SK - 2

July 2, 2023 at 4:09 PM

5000383293-VZW_MT_LO_H.r3d



Member Shear Checks Displayed (Enveloped)
Envelope Only Solution

SK - 3

July 2, 2023 at 4:09 PM

5000383293-VZW_MT_LO_H.r3d



Company :
 Designer :
 Job Number :
 Model Name :

July 2, 2023
 4:09 PM
 Checked By: _____

Basic Load Cases

| | BLC Description | Category | X Gravity | Y Gravity | Z Gravity | Joint | Point | Distributed Area(Me... | Surface(P... |
|----|------------------------|----------|-----------|-----------|-----------|-------|-------|------------------------|--------------|
| 1 | Antenna D | None | | | | | 105 | | |
| 2 | Antenna Di | None | | | | | 105 | | |
| 3 | Antenna Wo (0 Deg) | None | | | | | 105 | | |
| 4 | Antenna Wo (30 Deg) | None | | | | | 105 | | |
| 5 | Antenna Wo (60 Deg) | None | | | | | 105 | | |
| 6 | Antenna Wo (90 Deg) | None | | | | | 105 | | |
| 7 | Antenna Wo (120 Deg) | None | | | | | 105 | | |
| 8 | Antenna Wo (150 Deg) | None | | | | | 105 | | |
| 9 | Antenna Wo (180 Deg) | None | | | | | 105 | | |
| 10 | Antenna Wo (210 Deg) | None | | | | | 105 | | |
| 11 | Antenna Wo (240 Deg) | None | | | | | 105 | | |
| 12 | Antenna Wo (270 Deg) | None | | | | | 105 | | |
| 13 | Antenna Wo (300 Deg) | None | | | | | 105 | | |
| 14 | Antenna Wo (330 Deg) | None | | | | | 105 | | |
| 15 | Antenna Wi (0 Deg) | None | | | | | 105 | | |
| 16 | Antenna Wi (30 Deg) | None | | | | | 105 | | |
| 17 | Antenna Wi (60 Deg) | None | | | | | 105 | | |
| 18 | Antenna Wi (90 Deg) | None | | | | | 105 | | |
| 19 | Antenna Wi (120 Deg) | None | | | | | 105 | | |
| 20 | Antenna Wi (150 Deg) | None | | | | | 105 | | |
| 21 | Antenna Wi (180 Deg) | None | | | | | 105 | | |
| 22 | Antenna Wi (210 Deg) | None | | | | | 105 | | |
| 23 | Antenna Wi (240 Deg) | None | | | | | 105 | | |
| 24 | Antenna Wi (270 Deg) | None | | | | | 105 | | |
| 25 | Antenna Wi (300 Deg) | None | | | | | 105 | | |
| 26 | Antenna Wi (330 Deg) | None | | | | | 105 | | |
| 27 | Antenna Wm (0 Deg) | None | | | | | 105 | | |
| 28 | Antenna Wm (30 Deg) | None | | | | | 105 | | |
| 29 | Antenna Wm (60 Deg) | None | | | | | 105 | | |
| 30 | Antenna Wm (90 Deg) | None | | | | | 105 | | |
| 31 | Antenna Wm (120 Deg) | None | | | | | 105 | | |
| 32 | Antenna Wm (150 Deg) | None | | | | | 105 | | |
| 33 | Antenna Wm (180 Deg) | None | | | | | 105 | | |
| 34 | Antenna Wm (210 Deg) | None | | | | | 105 | | |
| 35 | Antenna Wm (240 Deg) | None | | | | | 105 | | |
| 36 | Antenna Wm (270 Deg) | None | | | | | 105 | | |
| 37 | Antenna Wm (300 Deg) | None | | | | | 105 | | |
| 38 | Antenna Wm (330 Deg) | None | | | | | 105 | | |
| 39 | Structure D | None | | -1 | | | | | 3 |
| 40 | Structure Di | None | | | | | | 37 | 3 |
| 41 | Structure Wo (0 Deg) | None | | | | | | 74 | |
| 42 | Structure Wo (30 Deg) | None | | | | | | 74 | |
| 43 | Structure Wo (60 Deg) | None | | | | | | 74 | |
| 44 | Structure Wo (90 Deg) | None | | | | | | 74 | |
| 45 | Structure Wo (120 D... | None | | | | | | 74 | |
| 46 | Structure Wo (150 D... | None | | | | | | 74 | |
| 47 | Structure Wo (180 D... | None | | | | | | 74 | |
| 48 | Structure Wo (210 D... | None | | | | | | 74 | |
| 49 | Structure Wo (240 D... | None | | | | | | 74 | |
| 50 | Structure Wo (270 D... | None | | | | | | 74 | |
| 51 | Structure Wo (300 D... | None | | | | | | 74 | |
| 52 | Structure Wo (330 D... | None | | | | | | 74 | |
| 53 | Structure Wi (0 Deg) | None | | | | | | 74 | |



Company :
 Designer :
 Job Number :
 Model Name :

July 2, 2023
 4:09 PM
 Checked By: _____

Basic Load Cases (Continued)

| BLC Description | Category | X Gravity | Y Gravity | Z Gravity | Joint | Point | Distributed Area(Me... | Surface(P... |
|---------------------------|----------|-----------|-----------|-----------|-------|-------|------------------------|--------------|
| 54 Structure Wi (30 Deg) | None | | | | | | 74 | |
| 55 Structure Wi (60 Deg) | None | | | | | | 74 | |
| 56 Structure Wi (90 Deg) | None | | | | | | 74 | |
| 57 Structure Wi (120 De.. | None | | | | | | 74 | |
| 58 Structure Wi (150 De.. | None | | | | | | 74 | |
| 59 Structure Wi (180 De.. | None | | | | | | 74 | |
| 60 Structure Wi (210 De.. | None | | | | | | 74 | |
| 61 Structure Wi (240 De.. | None | | | | | | 74 | |
| 62 Structure Wi (270 De.. | None | | | | | | 74 | |
| 63 Structure Wi (300 De.. | None | | | | | | 74 | |
| 64 Structure Wi (330 De.. | None | | | | | | 74 | |
| 65 Structure Wm (0 Deg) | None | | | | | | 74 | |
| 66 Structure Wm (30 De.. | None | | | | | | 74 | |
| 67 Structure Wm (60 De.. | None | | | | | | 74 | |
| 68 Structure Wm (90 De.. | None | | | | | | 74 | |
| 69 Structure Wm (120 D.. | None | | | | | | 74 | |
| 70 Structure Wm (150 D.. | None | | | | | | 74 | |
| 71 Structure Wm (180 D.. | None | | | | | | 74 | |
| 72 Structure Wm (210 D.. | None | | | | | | 74 | |
| 73 Structure Wm (240 D.. | None | | | | | | 74 | |
| 74 Structure Wm (270 D.. | None | | | | | | 74 | |
| 75 Structure Wm (300 D.. | None | | | | | | 74 | |
| 76 Structure Wm (330 D.. | None | | | | | | 74 | |
| 77 Lm1 | None | | | | | 1 | | |
| 78 Lm2 | None | | | | | 1 | | |
| 79 Lv1 | None | | | | | 1 | | |
| 80 Lv2 | None | | | | | 1 | | |
| 81 Antenna Ev | None | | | | | 105 | | |
| 82 Antenna Eh (0 Deg) | None | | | | | 70 | | |
| 83 Antenna Eh (90 Deg) | None | | | | | 70 | | |
| 84 Structure Ev | ELY | | -0.041 | | | | | 3 |
| 85 Structure Eh (0 Deg) | ELZ | | | -0.102 | | | | 3 |
| 86 Structure Eh (90 Deg) | ELX | 0.102 | | | | | | 3 |
| 87 BLC 39 Transient Are.. | None | | | | | | 36 | |
| 88 BLC 40 Transient Are.. | None | | | | | | 36 | |
| 89 BLC 84 Transient Are.. | None | | | | | | 36 | |
| 90 BLC 85 Transient Are.. | None | | | | | | 36 | |
| 91 BLC 86 Transient Are.. | None | | | | | | 36 | |

Load Combinations

| Description | Sol... | PDe.. | S... | BLCFa... | BLCFa... | BLCFa... | BLCFa... | BLCFa... | BLCFa... | BLCFa... | BLCFa... | BLCFa... | BLCFa... |
|-------------------------------|--------|-------|------|----------|----------|----------|----------|----------|----------|----------|----------|----------|----------|
| 1 1.2D+1.0Wo (0 Deg) | Yes | Y | | 1 | 1.2 | 39 | 1.2 | 3 | 1 | 41 | 1 | | |
| 2 1.2D+1.0Wo (30 Deg) | Yes | Y | | 1 | 1.2 | 39 | 1.2 | 4 | 1 | 42 | 1 | | |
| 3 1.2D+1.0Wo (60 Deg) | Yes | Y | | 1 | 1.2 | 39 | 1.2 | 5 | 1 | 43 | 1 | | |
| 4 1.2D+1.0Wo (90 Deg) | Yes | Y | | 1 | 1.2 | 39 | 1.2 | 6 | 1 | 44 | 1 | | |
| 5 1.2D+1.0Wo (120 Deg) | Yes | Y | | 1 | 1.2 | 39 | 1.2 | 7 | 1 | 45 | 1 | | |
| 6 1.2D+1.0Wo (150 Deg) | Yes | Y | | 1 | 1.2 | 39 | 1.2 | 8 | 1 | 46 | 1 | | |
| 7 1.2D+1.0Wo (180 Deg) | Yes | Y | | 1 | 1.2 | 39 | 1.2 | 9 | 1 | 47 | 1 | | |
| 8 1.2D+1.0Wo (210 Deg) | Yes | Y | | 1 | 1.2 | 39 | 1.2 | 10 | 1 | 48 | 1 | | |
| 9 1.2D+1.0Wo (240 Deg) | Yes | Y | | 1 | 1.2 | 39 | 1.2 | 11 | 1 | 49 | 1 | | |
| 10 1.2D+1.0Wo (270 Deg) | Yes | Y | | 1 | 1.2 | 39 | 1.2 | 12 | 1 | 50 | 1 | | |
| 11 1.2D+1.0Wo (300 Deg) | Yes | Y | | 1 | 1.2 | 39 | 1.2 | 13 | 1 | 51 | 1 | | |
| 12 1.2D+1.0Wo (330 Deg) | Yes | Y | | 1 | 1.2 | 39 | 1.2 | 14 | 1 | 52 | 1 | | |
| 13 1.2D + 1.0Di + 1.0Wi (...) | Yes | Y | | 1 | 1.2 | 39 | 1.2 | 2 | 1 | 40 | 1 | 15 | 1 |
| 14 1.2D + 1.0Di + 1.0Wi (...) | Yes | Y | | 1 | 1.2 | 39 | 1.2 | 2 | 1 | 40 | 1 | 16 | 1 |



Company :
 Designer :
 Job Number :
 Model Name :

July 2, 2023
 4:09 PM
 Checked By: _____

Load Combinations (Continued)

| Description | Sol...PDe...S... | BLCFa... | BLCFa... | BLCFa... | BLCFa... | BLCFa... | BLCFa... | BLCFa... | BLCFa... | BLCFa... | BLCFa... | BLCFa... | BLCFa... | BLCFa... |
|-------------|----------------------------|----------|----------|----------|----------|----------|----------|----------|----------|----------|----------|----------|----------|-------------------|
| 15 | 1.2D + 1.0Di + 1.0Wi (...) | Yes Y | 1 | 1.2 | 39 | 1.2 | 2 | 1 | 40 | 1 | 17 | 1 | 55 | 1 |
| 16 | 1.2D + 1.0Di + 1.0Wi (...) | Yes Y | 1 | 1.2 | 39 | 1.2 | 2 | 1 | 40 | 1 | 18 | 1 | 56 | 1 |
| 17 | 1.2D + 1.0Di + 1.0Wi (...) | Yes Y | 1 | 1.2 | 39 | 1.2 | 2 | 1 | 40 | 1 | 19 | 1 | 57 | 1 |
| 18 | 1.2D + 1.0Di + 1.0Wi (...) | Yes Y | 1 | 1.2 | 39 | 1.2 | 2 | 1 | 40 | 1 | 20 | 1 | 58 | 1 |
| 19 | 1.2D + 1.0Di + 1.0Wi (...) | Yes Y | 1 | 1.2 | 39 | 1.2 | 2 | 1 | 40 | 1 | 21 | 1 | 59 | 1 |
| 20 | 1.2D + 1.0Di + 1.0Wi (...) | Yes Y | 1 | 1.2 | 39 | 1.2 | 2 | 1 | 40 | 1 | 22 | 1 | 60 | 1 |
| 21 | 1.2D + 1.0Di + 1.0Wi (...) | Yes Y | 1 | 1.2 | 39 | 1.2 | 2 | 1 | 40 | 1 | 23 | 1 | 61 | 1 |
| 22 | 1.2D + 1.0Di + 1.0Wi (...) | Yes Y | 1 | 1.2 | 39 | 1.2 | 2 | 1 | 40 | 1 | 24 | 1 | 62 | 1 |
| 23 | 1.2D + 1.0Di + 1.0Wi (...) | Yes Y | 1 | 1.2 | 39 | 1.2 | 2 | 1 | 40 | 1 | 25 | 1 | 63 | 1 |
| 24 | 1.2D + 1.0Di + 1.0Wi (...) | Yes Y | 1 | 1.2 | 39 | 1.2 | 2 | 1 | 40 | 1 | 26 | 1 | 64 | 1 |
| 25 | 1.2D + 1.5Lm1 + 1.0... | Yes Y | 1 | 1.2 | 39 | 1.2 | 77 | 1.5 | 27 | 1 | 65 | 1 | | |
| 26 | 1.2D + 1.5Lm1 + 1.0... | Yes Y | 1 | 1.2 | 39 | 1.2 | 77 | 1.5 | 28 | 1 | 66 | 1 | | |
| 27 | 1.2D + 1.5Lm1 + 1.0... | Yes Y | 1 | 1.2 | 39 | 1.2 | 77 | 1.5 | 29 | 1 | 67 | 1 | | |
| 28 | 1.2D + 1.5Lm1 + 1.0... | Yes Y | 1 | 1.2 | 39 | 1.2 | 77 | 1.5 | 30 | 1 | 68 | 1 | | |
| 29 | 1.2D + 1.5Lm1 + 1.0... | Yes Y | 1 | 1.2 | 39 | 1.2 | 77 | 1.5 | 31 | 1 | 69 | 1 | | |
| 30 | 1.2D + 1.5Lm1 + 1.0... | Yes Y | 1 | 1.2 | 39 | 1.2 | 77 | 1.5 | 32 | 1 | 70 | 1 | | |
| 31 | 1.2D + 1.5Lm1 + 1.0... | Yes Y | 1 | 1.2 | 39 | 1.2 | 77 | 1.5 | 33 | 1 | 71 | 1 | | |
| 32 | 1.2D + 1.5Lm1 + 1.0... | Yes Y | 1 | 1.2 | 39 | 1.2 | 77 | 1.5 | 34 | 1 | 72 | 1 | | |
| 33 | 1.2D + 1.5Lm1 + 1.0... | Yes Y | 1 | 1.2 | 39 | 1.2 | 77 | 1.5 | 35 | 1 | 73 | 1 | | |
| 34 | 1.2D + 1.5Lm1 + 1.0... | Yes Y | 1 | 1.2 | 39 | 1.2 | 77 | 1.5 | 36 | 1 | 74 | 1 | | |
| 35 | 1.2D + 1.5Lm1 + 1.0... | Yes Y | 1 | 1.2 | 39 | 1.2 | 77 | 1.5 | 37 | 1 | 75 | 1 | | |
| 36 | 1.2D + 1.5Lm1 + 1.0... | Yes Y | 1 | 1.2 | 39 | 1.2 | 77 | 1.5 | 38 | 1 | 76 | 1 | | |
| 37 | 1.2D + 1.5Lm2 + 1.0... | Yes Y | 1 | 1.2 | 39 | 1.2 | 78 | 1.5 | 27 | 1 | 65 | 1 | | |
| 38 | 1.2D + 1.5Lm2 + 1.0... | Yes Y | 1 | 1.2 | 39 | 1.2 | 78 | 1.5 | 28 | 1 | 66 | 1 | | |
| 39 | 1.2D + 1.5Lm2 + 1.0... | Yes Y | 1 | 1.2 | 39 | 1.2 | 78 | 1.5 | 29 | 1 | 67 | 1 | | |
| 40 | 1.2D + 1.5Lm2 + 1.0... | Yes Y | 1 | 1.2 | 39 | 1.2 | 78 | 1.5 | 30 | 1 | 68 | 1 | | |
| 41 | 1.2D + 1.5Lm2 + 1.0... | Yes Y | 1 | 1.2 | 39 | 1.2 | 78 | 1.5 | 31 | 1 | 69 | 1 | | |
| 42 | 1.2D + 1.5Lm2 + 1.0... | Yes Y | 1 | 1.2 | 39 | 1.2 | 78 | 1.5 | 32 | 1 | 70 | 1 | | |
| 43 | 1.2D + 1.5Lm2 + 1.0... | Yes Y | 1 | 1.2 | 39 | 1.2 | 78 | 1.5 | 33 | 1 | 71 | 1 | | |
| 44 | 1.2D + 1.5Lm2 + 1.0... | Yes Y | 1 | 1.2 | 39 | 1.2 | 78 | 1.5 | 34 | 1 | 72 | 1 | | |
| 45 | 1.2D + 1.5Lm2 + 1.0... | Yes Y | 1 | 1.2 | 39 | 1.2 | 78 | 1.5 | 35 | 1 | 73 | 1 | | |
| 46 | 1.2D + 1.5Lm2 + 1.0... | Yes Y | 1 | 1.2 | 39 | 1.2 | 78 | 1.5 | 36 | 1 | 74 | 1 | | |
| 47 | 1.2D + 1.5Lm2 + 1.0... | Yes Y | 1 | 1.2 | 39 | 1.2 | 78 | 1.5 | 37 | 1 | 75 | 1 | | |
| 48 | 1.2D + 1.5Lm2 + 1.0... | Yes Y | 1 | 1.2 | 39 | 1.2 | 78 | 1.5 | 38 | 1 | 76 | 1 | | |
| 49 | 1.2D + 1.5Lv1 | Yes Y | 1 | 1.2 | 39 | 1.2 | 79 | 1.5 | | | | | | |
| 50 | 1.2D + 1.5Lv2 | Yes Y | 1 | 1.2 | 39 | 1.2 | 80 | 1.5 | | | | | | |
| 51 | 1.4D | Yes Y | 1 | 1.4 | 39 | 1.4 | | | | | | | | |
| 52 | 1.2D + 1.0Ev + 1.0Eh (...) | Yes Y | 1 | 1.2 | 39 | 1.2 | 81 | 1 | ELY | 1 | 82 | 1 | 83 | ELZ 1 ELX |
| 53 | 1.2D + 1.0Ev + 1.0Eh (...) | Yes Y | 1 | 1.2 | 39 | 1.2 | 81 | 1 | ELY | 1 | 82 | .866 | 83 .5 | ELZ .866 ELX .5 |
| 54 | 1.2D + 1.0Ev + 1.0Eh (...) | Yes Y | 1 | 1.2 | 39 | 1.2 | 81 | 1 | ELY | 1 | 82 | .5 | 83 .866 | ELZ .5 ELX .866 |
| 55 | 1.2D + 1.0Ev + 1.0Eh (...) | Yes Y | 1 | 1.2 | 39 | 1.2 | 81 | 1 | ELY | 1 | 82 | | 83 1 | ELZ 1 ELX 1 |
| 56 | 1.2D + 1.0Ev + 1.0Eh (...) | Yes Y | 1 | 1.2 | 39 | 1.2 | 81 | 1 | ELY | 1 | 82 | -.5 | 83 .866 | ELZ -.5 ELX .866 |
| 57 | 1.2D + 1.0Ev + 1.0Eh (...) | Yes Y | 1 | 1.2 | 39 | 1.2 | 81 | 1 | ELY | 1 | 82 | -.866 | 83 .5 | ELZ -.866 ELX .5 |
| 58 | 1.2D + 1.0Ev + 1.0Eh (...) | Yes Y | 1 | 1.2 | 39 | 1.2 | 81 | 1 | ELY | 1 | 82 | -1 | 83 | ELZ -1 ELX |
| 59 | 1.2D + 1.0Ev + 1.0Eh (...) | Yes Y | 1 | 1.2 | 39 | 1.2 | 81 | 1 | ELY | 1 | 82 | -.866 | 83 -.5 | ELZ -.866 ELX -.5 |
| 60 | 1.2D + 1.0Ev + 1.0Eh (...) | Yes Y | 1 | 1.2 | 39 | 1.2 | 81 | 1 | ELY | 1 | 82 | -.5 | 83 -.866 | ELZ -.5 ELX -.866 |
| 61 | 1.2D + 1.0Ev + 1.0Eh (...) | Yes Y | 1 | 1.2 | 39 | 1.2 | 81 | 1 | ELY | 1 | 82 | | 83 -1 | ELZ ELX -1 |
| 62 | 1.2D + 1.0Ev + 1.0Eh (...) | Yes Y | 1 | 1.2 | 39 | 1.2 | 81 | 1 | ELY | 1 | 82 | .5 | 83 -.866 | ELZ .5 ELX -.866 |
| 63 | 1.2D + 1.0Ev + 1.0Eh (...) | Yes Y | 1 | 1.2 | 39 | 1.2 | 81 | 1 | ELY | 1 | 82 | .866 | 83 -.5 | ELZ .866 ELX -.5 |
| 64 | 0.9D - 1.0Ev + 1.0Eh (...) | Yes Y | 1 | .9 | 39 | .9 | 81 | -1 | ELY | -1 | 82 | 1 | 83 | ELZ 1 ELX |
| 65 | 0.9D - 1.0Ev + 1.0Eh (...) | Yes Y | 1 | .9 | 39 | .9 | 81 | -1 | ELY | -1 | 82 | .866 | 83 .5 | ELZ .866 ELX .5 |
| 66 | 0.9D - 1.0Ev + 1.0Eh (...) | Yes Y | 1 | .9 | 39 | .9 | 81 | -1 | ELY | -1 | 82 | .5 | 83 .866 | ELZ .5 ELX .866 |
| 67 | 0.9D - 1.0Ev + 1.0Eh (...) | Yes Y | 1 | .9 | 39 | .9 | 81 | -1 | ELY | -1 | 82 | | 83 1 | ELZ ELX 1 |
| 68 | 0.9D - 1.0Ev + 1.0Eh (...) | Yes Y | 1 | .9 | 39 | .9 | 81 | -1 | ELY | -1 | 82 | -.5 | 83 .866 | ELZ -.5 ELX .866 |
| 69 | 0.9D - 1.0Ev + 1.0Eh (...) | Yes Y | 1 | .9 | 39 | .9 | 81 | -1 | ELY | -1 | 82 | -.866 | 83 .5 | ELZ -.866 ELX .5 |
| 70 | 0.9D - 1.0Ev + 1.0Eh (...) | Yes Y | 1 | .9 | 39 | .9 | 81 | -1 | ELY | -1 | 82 | -1 | 83 | ELZ -1 ELX |
| 71 | 0.9D - 1.0Ev + 1.0Eh (...) | Yes Y | 1 | .9 | 39 | .9 | 81 | -1 | ELY | -1 | 82 | -.866 | 83 -.5 | ELZ -.866 ELX -.5 |



Company :
 Designer :
 Job Number :
 Model Name :

July 2, 2023
 4:09 PM
 Checked By: _____

Load Combinations (Continued)

| | Description | Sol... | PDe... | S... | BLCFa... | BLCFa... | BLCFa... | BLCFa... | BLCFa... | BLCFa... | BLCFa... | BLCFa... | BLCFa... | BLCFa... | BLCFa... | BLCFa... | | | | |
|----|----------------------------|--------|--------|------|----------|----------|----------|----------|----------|----------|----------|----------|----------|----------|----------|----------|-----|------|-----|-------|
| 72 | 0.9D - 1.0Ev + 1.0Eh (...) | Yes | Y | | 1 | .9 | 39 | .9 | 81 | -1 | ELY | -1 | 82 | -.5 | 83 | -.866 | ELZ | -.5 | ELX | -.866 |
| 73 | 0.9D - 1.0Ev + 1.0Eh (...) | Yes | Y | | 1 | .9 | 39 | .9 | 81 | -1 | ELY | -1 | 82 | | 83 | -1 | ELZ | | ELX | -1 |
| 74 | 0.9D - 1.0Ev + 1.0Eh (...) | Yes | Y | | 1 | .9 | 39 | .9 | 81 | -1 | ELY | -1 | 82 | .5 | 83 | -.866 | ELZ | .5 | ELX | -.866 |
| 75 | 0.9D - 1.0Ev + 1.0Eh (...) | Yes | Y | | 1 | .9 | 39 | .9 | 81 | -1 | ELY | -1 | 82 | .866 | 83 | -.5 | ELZ | .866 | ELX | -.5 |

Joint Coordinates and Temperatures

| | Label | X [ft] | Y [ft] | Z [ft] | Temp [F] | Detach From Diap... |
|----|-------|-----------|-----------|------------|----------|---------------------|
| 1 | N1 | 0 | 0 | -0.833333 | 0 | |
| 2 | N115 | 6 | 0 | 3.354167 | 0 | |
| 3 | N116 | 6 | 0 | 3.604167 | 0 | |
| 4 | N117 | 6 | 4.270833 | 3.604167 | 0 | |
| 5 | N118 | 6 | -4.229167 | 3.604167 | 0 | |
| 6 | N16 | 6.833333 | 0 | 3.354167 | 0 | |
| 7 | N17 | -6.833333 | 0 | 3.354167 | 0 | |
| 8 | N26 | 0. | 0 | -2.488914 | 0 | |
| 9 | N27 | 0. | 0 | -10.072247 | 0 | |
| 10 | N88A | -3.875 | 0 | 3.354167 | 0 | |
| 11 | N89 | -3.875 | 0 | 2.479167 | 0 | |
| 12 | N90 | -0.958333 | 0 | 3.354167 | 0 | |
| 13 | N91 | -0.958333 | 0 | 2.479167 | 0 | |
| 14 | N92 | 1.708333 | 0 | 3.354167 | 0 | |
| 15 | N93 | 1.708333 | 0 | 2.479167 | 0 | |
| 16 | N94 | 4.541667 | 0 | 3.354167 | 0 | |
| 17 | N95 | 4.541667 | 0 | 2.479167 | 0 | |
| 18 | N28 | 0.209815 | 0 | -8.844924 | 0 | |
| 19 | N29A | 7.043148 | 0 | 2.990757 | 0 | |
| 20 | N31 | -7.043148 | 0 | 2.990757 | 0 | |
| 21 | N32 | -0.209815 | 0 | -8.844924 | 0 | |
| 22 | N31A | 6.938241 | 0 | 3.172462 | 0 | |
| 23 | N35 | -0. | 0 | -8.844924 | 0 | |
| 24 | N39 | -6.938241 | 0 | 3.172462 | 0 | |
| 25 | N37A | 4.105648 | 0 | -2.097142 | 0 | |
| 26 | N38A | 3.347876 | 0 | -1.659642 | 0 | |
| 27 | N39A | 2.772315 | 0 | -4.406543 | 0 | |
| 28 | N40 | 2.014542 | 0 | -3.969043 | 0 | |
| 29 | N46 | -3.147315 | 0 | -3.757024 | 0 | |
| 30 | N47 | -2.389542 | 0 | -3.319524 | 0 | |
| 31 | N48 | -4.480648 | 0 | -1.447623 | 0 | |
| 32 | N49 | -3.722876 | 0 | -1.010123 | 0 | |
| 33 | N44A | -1.433775 | 0 | -0.005543 | 0 | |
| 34 | N45A | -8.001134 | 0 | 3.786124 | 0 | |
| 35 | N47A | 1.433775 | 0 | -0.005543 | 0 | |
| 36 | N48A | 8.001134 | 0 | 3.786124 | 0 | |
| 37 | N47B | 3.604167 | 0 | 3.354167 | 0 | |
| 38 | N48B | 3.604167 | 0 | 3.604167 | 0 | |
| 39 | N49A | 3.604167 | 4.958333 | 3.604167 | 0 | |
| 40 | N50A | 3.604167 | -3.041667 | 3.604167 | 0 | |
| 41 | N51A | 0.541667 | 0 | 3.354167 | 0 | |
| 42 | N52 | 0.541667 | 0 | 3.604167 | 0 | |
| 43 | N53 | 0.541667 | 4.270833 | 3.604167 | 0 | |
| 44 | N54 | 0.541667 | -4.229167 | 3.604167 | 0 | |
| 45 | N55 | -3.708333 | 0 | 3.354167 | 0 | |
| 46 | N56 | -3.708333 | 0 | 3.604167 | 0 | |
| 47 | N57 | -3.708333 | 4.270833 | 3.604167 | 0 | |
| 48 | N58 | -3.708333 | -4.229167 | 3.604167 | 0 | |



Company :
 Designer :
 Job Number :
 Model Name :

July 2, 2023
 4:09 PM
 Checked By: _____

Joint Coordinates and Temperatures (Continued)

| | Label | X [ft] | Y [ft] | Z [ft] | Temp [F] | Detach From Diap... |
|-----|-------|-----------|-----------|-----------|----------|---------------------|
| 49 | N59 | -6 | 0 | 3.354167 | 0 | |
| 50 | N60 | -6 | 0 | 3.604167 | 0 | |
| 51 | N61 | -6 | 4.270833 | 3.604167 | 0 | |
| 52 | N62 | -6 | -4.229167 | 3.604167 | 0 | |
| 53 | N56A | 5.563981 | 0 | 0.428765 | 0 | |
| 54 | N57A | 4.806209 | 0 | 0.866265 | 0 | |
| 55 | N58A | 1.355648 | 0 | -6.860282 | 0 | |
| 56 | N59A | 0.597876 | 0 | -6.422782 | 0 | |
| 57 | N61A | -1.688981 | 0 | -6.282932 | 0 | |
| 58 | N62A | -0.931209 | 0 | -5.845432 | 0 | |
| 59 | N63 | -5.897315 | 0 | 1.006115 | 0 | |
| 60 | N64 | -5.139542 | 0 | 1.443615 | 0 | |
| 61 | N64A | 0.626481 | 0 | -8.123236 | 0 | |
| 62 | N65 | 0.842988 | 0 | -8.248236 | 0 | |
| 63 | N66 | 0.842988 | 4.270833 | -8.248236 | 0 | |
| 64 | N67 | 0.842988 | -4.229167 | -8.248236 | 0 | |
| 65 | N68 | 1.824398 | 0 | -6.048383 | 0 | |
| 66 | N69 | 2.040904 | 0 | -6.173383 | 0 | |
| 67 | N70 | 2.040904 | 4.958333 | -6.173383 | 0 | |
| 68 | N71 | 2.040904 | -3.041667 | -6.173383 | 0 | |
| 69 | N72 | 3.355648 | 0 | -3.39618 | 0 | |
| 70 | N73 | 3.572154 | 0 | -3.52118 | 0 | |
| 71 | N74 | 3.572154 | 4.270833 | -3.52118 | 0 | |
| 72 | N75 | 3.572154 | -4.229167 | -3.52118 | 0 | |
| 73 | N76 | 5.480648 | 0 | 0.284428 | 0 | |
| 74 | N77 | 5.697154 | 0 | 0.159428 | 0 | |
| 75 | N78 | 5.697154 | 4.270833 | 0.159428 | 0 | |
| 76 | N79 | 5.697154 | -4.229167 | 0.159428 | 0 | |
| 77 | N80 | 6.626481 | 0 | 2.269069 | 0 | |
| 78 | N81 | 6.842988 | 0 | 2.144069 | 0 | |
| 79 | N82 | 6.842988 | 4.270833 | 2.144069 | 0 | |
| 80 | N83 | 6.842988 | -4.229167 | 2.144069 | 0 | |
| 81 | N85 | -6.626481 | 0 | 2.269069 | 0 | |
| 82 | N86 | -6.842988 | 0 | 2.144069 | 0 | |
| 83 | N87 | -6.842988 | 4.270833 | 2.144069 | 0 | |
| 84 | N88 | -6.842988 | -4.229167 | 2.144069 | 0 | |
| 85 | N89A | -5.428565 | 0 | 0.194217 | 0 | |
| 86 | N90A | -5.645071 | 0 | 0.069217 | 0 | |
| 87 | N91A | -5.645071 | 4.958333 | 0.069217 | 0 | |
| 88 | N92A | -5.645071 | -3.041667 | 0.069217 | 0 | |
| 89 | N93A | -3.897315 | 0 | -2.457986 | 0 | |
| 90 | N94A | -4.113821 | 0 | -2.582986 | 0 | |
| 91 | N95A | -4.113821 | 4.270833 | -2.582986 | 0 | |
| 92 | N96 | -4.113821 | -4.229167 | -2.582986 | 0 | |
| 93 | N97 | -1.772315 | 0 | -6.138594 | 0 | |
| 94 | N98 | -1.988821 | 0 | -6.263594 | 0 | |
| 95 | N99 | -1.988821 | 4.270833 | -6.263594 | 0 | |
| 96 | N100 | -1.988821 | -4.229167 | -6.263594 | 0 | |
| 97 | N101 | -0.626481 | 0 | -8.123236 | 0 | |
| 98 | N102 | -0.842988 | 0 | -8.248236 | 0 | |
| 99 | N103 | -0.842988 | 4.270833 | -8.248236 | 0 | |
| 100 | N104 | -0.842988 | -4.229167 | -8.248236 | 0 | |
| 101 | N103A | 1.758534 | 0 | 0.181957 | 0 | |
| 102 | N104A | 1.633534 | 0 | 0.398463 | 0 | |
| 103 | N105 | 1.633534 | 5.5 | 0.398463 | 0 | |
| 104 | N106 | 1.633534 | -2.5 | 0.398463 | 0 | |
| 105 | N107 | -5.737418 | 0 | 2.479167 | 0 | |

Joint Coordinates and Temperatures (Continued)

| | Label | X [ft] | Y [ft] | Z [ft] | Temp [F] | Detach From Diap... |
|-----|-------|-----------|--------|-----------|----------|---------------------|
| 106 | N108 | 5.737418 | 0 | 2.479167 | 0 | |
| 107 | N111 | 0. | 0 | -7.458333 | 0 | |
| 108 | N110 | -5.737418 | 0 | 3.354167 | 0 | |
| 109 | N111A | 5.737418 | 0 | 3.354167 | 0 | |
| 110 | N113 | 6.495191 | 0 | 2.041667 | 0 | |
| 111 | N114 | 0.757772 | 0 | -7.895833 | 0 | |
| 112 | N116A | -0.757772 | 0 | -7.895833 | 0 | |
| 113 | N117A | -6.495191 | 0 | 2.041667 | 0 | |
| 114 | N114A | 0. | 0 | -5.988914 | 0 | |
| 115 | N115A | 0. | -3 | -2.488914 | 0 | |
| 116 | N117B | -4.464864 | 0 | 1.744457 | 0 | |
| 117 | N118A | -1.433775 | -3 | -0.005543 | 0 | |
| 118 | N120 | 4.464864 | 0 | 1.744457 | 0 | |
| 119 | N121 | 1.433775 | -3 | -0.005543 | 0 | |

Hot Rolled Steel Section Sets

| | Label | Shape | Type | Design List | Material | Design ... | A [in ²] | I _{yy} [in ⁴] | I _{zz} [in ⁴] | J [in ⁴] |
|---|---------------------|-----------|--------|----------------------|----------------|------------|----------------------|------------------------------------|------------------------------------|----------------------|
| 1 | Antenna Pipe | PIPE 2.0 | Column | Pipe | A53 Gr. B | Typical | 1.02 | .627 | .627 | 1.25 |
| 2 | Face Horizontal | HSS4X4X4 | Beam | Tube | A500 Gr. B ... | Typical | 3.37 | 7.8 | 7.8 | 12.8 |
| 3 | Standoff Horizontal | HSS4X4X4 | Beam | Tube | A500 Gr. B ... | Typical | 3.37 | 7.8 | 7.8 | 12.8 |
| 4 | Grating Support | L2x2x4 | Beam | Single Angle | A36 Gr.36 | Typical | .944 | .346 | .346 | .021 |
| 5 | Kicker | LL3x3x3x3 | Column | Double Angle (3/8... | A36 Gr.36 | Typical | 2.18 | 4.09 | 1.9 | .027 |

Hot Rolled Steel Properties

| | Label | E [ksi] | G [ksi] | Nu | Therm (/1E... | Density[k/ft... | Yield[ksi] | Ry | Fu[ksi] | Rt |
|---|---------------|---------|---------|----|---------------|-----------------|------------|-----|---------|-----|
| 1 | A36 Gr.36 | 29000 | 11154 | .3 | .65 | .49 | 36 | 1.5 | 58 | 1.2 |
| 2 | A53 Gr. B | 29000 | 11154 | .3 | .65 | .49 | 35 | 1.5 | 60 | 1.2 |
| 3 | A572 Gr.50 | 29000 | 11154 | .3 | .65 | .49 | 50 | 1.1 | 65 | 1.1 |
| 4 | A992 | 29000 | 11154 | .3 | .65 | .49 | 50 | 1.1 | 65 | 1.1 |
| 5 | A500 Gr. B 42 | 29000 | 11154 | .3 | .65 | .49 | 42 | 1.4 | 58 | 1.3 |
| 6 | A500 Gr. B 46 | 29000 | 11154 | .3 | .65 | .49 | 46 | 1.4 | 58 | 1.3 |

Member Primary Data

| | Label | I Joint | J Joint | K Joint | Rotate(deg) | Section/Shape | Type | Design List | Material | Design Rules |
|----|-------|---------|---------|---------|-------------|-------------------|--------|--------------|--------------|--------------|
| 1 | M107 | N116 | N115 | | | RIGID | None | None | RIGID | Typical |
| 2 | MP1A | N117 | N118 | | | Antenna Pipe | Column | Pipe | A53 Gr. B | Typical |
| 3 | M7 | N17 | N16 | | | Face Horizontal | Beam | Tube | A500 Gr. ... | Typical |
| 4 | M17 | N27 | N26 | | | Standoff Horiz... | Beam | Tube | A500 Gr. ... | Typical |
| 5 | M48 | N88A | N89 | | 180 | Grating Support | Beam | Single Angle | A36 Gr.36 | Typical |
| 6 | M49 | N90 | N91 | | 180 | Grating Support | Beam | Single Angle | A36 Gr.36 | Typical |
| 7 | M50 | N92 | N93 | | 180 | Grating Support | Beam | Single Angle | A36 Gr.36 | Typical |
| 8 | M51 | N94 | N95 | | 180 | Grating Support | Beam | Single Angle | A36 Gr.36 | Typical |
| 9 | M12 | N29A | N28 | | | Face Horizontal | Beam | Tube | A500 Gr. ... | Typical |
| 10 | M13 | N32 | N31 | | | Face Horizontal | Beam | Tube | A500 Gr. ... | Typical |
| 11 | M14 | N31A | N16 | | | RIGID | None | None | RIGID | Typical |
| 12 | M15 | N31A | N29A | | | RIGID | None | None | RIGID | Typical |
| 13 | M16A | N35 | N28 | | | RIGID | None | None | RIGID | Typical |
| 14 | M17A | N35 | N32 | | | RIGID | None | None | RIGID | Typical |
| 15 | M18A | N39 | N31 | | | RIGID | None | None | RIGID | Typical |
| 16 | M19 | N39 | N17 | | | RIGID | None | None | RIGID | Typical |
| 17 | M21 | N37A | N38A | | 180 | Grating Support | Beam | Single Angle | A36 Gr.36 | Typical |
| 18 | M22 | N39A | N40 | | 180 | Grating Support | Beam | Single Angle | A36 Gr.36 | Typical |



Company :
 Designer :
 Job Number :
 Model Name :

July 2, 2023
 4:09 PM
 Checked By: _____

Member Primary Data (Continued)

| | Label | I Joint | J Joint | K Joint | Rotate(deg) | Section/Shape | Type | Design List | Material | Design Rules |
|----|-------|---------|---------|---------|-------------|-------------------|--------|--------------------|--------------|--------------|
| 19 | M25 | N46 | N47 | | 180 | Grating Support | Beam | Single Angle | A36 Gr.36 | Typical |
| 20 | M26 | N48 | N49 | | 180 | Grating Support | Beam | Single Angle | A36 Gr.36 | Typical |
| 21 | M26A | N45A | N44A | | | Standoff Horiz... | Beam | Tube | A500 Gr. ... | Typical |
| 22 | M27A | N48A | N47A | | | Standoff Horiz... | Beam | Tube | A500 Gr. ... | Typical |
| 23 | M28 | N48B | N47B | | | RIGID | None | None | RIGID | Typical |
| 24 | MP2A | N49A | N50A | | | Antenna Pipe | Column | Pipe | A53 Gr. B | Typical |
| 25 | M30 | N52 | N51A | | | RIGID | None | None | RIGID | Typical |
| 26 | MP3A | N53 | N54 | | | Antenna Pipe | Column | Pipe | A53 Gr. B | Typical |
| 27 | M32 | N56 | N55 | | | RIGID | None | None | RIGID | Typical |
| 28 | MP4A | N57 | N58 | | | Antenna Pipe | Column | Pipe | A53 Gr. B | Typical |
| 29 | M34 | N60 | N59 | | | RIGID | None | None | RIGID | Typical |
| 30 | MP5A | N61 | N62 | | | Antenna Pipe | Column | Pipe | A53 Gr. B | Typical |
| 31 | M32A | N56A | N57A | | 180 | Grating Support | Beam | Single Angle | A36 Gr.36 | Typical |
| 32 | M33A | N58A | N59A | | 180 | Grating Support | Beam | Single Angle | A36 Gr.36 | Typical |
| 33 | M34A | N61A | N62A | | 180 | Grating Support | Beam | Single Angle | A36 Gr.36 | Typical |
| 34 | M35A | N63 | N64 | | 180 | Grating Support | Beam | Single Angle | A36 Gr.36 | Typical |
| 35 | M36 | N65 | N64A | | | RIGID | None | None | RIGID | Typical |
| 36 | MP1C | N66 | N67 | | | Antenna Pipe | Column | Pipe | A53 Gr. B | Typical |
| 37 | M38 | N69 | N68 | | | RIGID | None | None | RIGID | Typical |
| 38 | MP2C | N70 | N71 | | | Antenna Pipe | Column | Pipe | A53 Gr. B | Typical |
| 39 | M40 | N73 | N72 | | | RIGID | None | None | RIGID | Typical |
| 40 | MP3C | N74 | N75 | | | Antenna Pipe | Column | Pipe | A53 Gr. B | Typical |
| 41 | M42 | N77 | N76 | | | RIGID | None | None | RIGID | Typical |
| 42 | MP4C | N78 | N79 | | | Antenna Pipe | Column | Pipe | A53 Gr. B | Typical |
| 43 | M44 | N81 | N80 | | | RIGID | None | None | RIGID | Typical |
| 44 | MP5C | N82 | N83 | | | Antenna Pipe | Column | Pipe | A53 Gr. B | Typical |
| 45 | M46 | N86 | N85 | | | RIGID | None | None | RIGID | Typical |
| 46 | MP1B | N87 | N88 | | | Antenna Pipe | Column | Pipe | A53 Gr. B | Typical |
| 47 | M48A | N90A | N89A | | | RIGID | None | None | RIGID | Typical |
| 48 | MP2B | N91A | N92A | | | Antenna Pipe | Column | Pipe | A53 Gr. B | Typical |
| 49 | M50A | N94A | N93A | | | RIGID | None | None | RIGID | Typical |
| 50 | MP3B | N95A | N96 | | | Antenna Pipe | Column | Pipe | A53 Gr. B | Typical |
| 51 | M52 | N98 | N97 | | | RIGID | None | None | RIGID | Typical |
| 52 | MP4B | N99 | N100 | | | Antenna Pipe | Column | Pipe | A53 Gr. B | Typical |
| 53 | M54 | N102 | N101 | | | RIGID | None | None | RIGID | Typical |
| 54 | MP5B | N103 | N104 | | | Antenna Pipe | Column | Pipe | A53 Gr. B | Typical |
| 55 | M56 | N103A | N104A | | | RIGID | None | None | RIGID | Typical |
| 56 | M57 | N105 | N106 | | | Antenna Pipe | Column | Pipe | A53 Gr. B | Typical |
| 57 | M57A | N114A | N115A | | | Kicker | Column | Double Angle (...) | A36 Gr.36 | Typical |
| 58 | M58 | N117B | N118A | | | Kicker | Column | Double Angle (...) | A36 Gr.36 | Typical |
| 59 | M59 | N120 | N121 | | | Kicker | Column | Double Angle (...) | A36 Gr.36 | Typical |

Member Advanced Data

| | Label | I Release | J Release | I Offset[in] | J Offset[in] | T/C Only | Physical | Defl Rat.. | Analysis ... | Inactive | Seismic... |
|----|-------|-----------|-----------|--------------|--------------|----------|----------|------------|--------------|----------|------------|
| 1 | M107 | | | | | | Yes | ** NA ** | | | None |
| 2 | MP1A | | | | | | Yes | ** NA ** | | | None |
| 3 | M7 | | | | | | Yes | | | | None |
| 4 | M17 | | | | | | Yes | | | | None |
| 5 | M48 | | | | | | Yes | | | | None |
| 6 | M49 | | | | | | Yes | | | | None |
| 7 | M50 | | | | | | Yes | | | | None |
| 8 | M51 | | | | | | Yes | | | | None |
| 9 | M12 | | | | | | Yes | | | | None |
| 10 | M13 | | | | | | Yes | | | | None |
| 11 | M14 | | | | | | Yes | ** NA ** | | | None |



Company :
 Designer :
 Job Number :
 Model Name :

July 2, 2023
 4:09 PM
 Checked By: _____

Member Advanced Data (Continued)

| | Label | I Release | J Release | I Offset[in] | J Offset[in] | T/C Only | Physical | Defl Rat... | Analysis ... | Inactive | Seismic... |
|----|-------|-----------|-----------|--------------|--------------|----------|----------|-------------|--------------|----------|------------|
| 12 | M15 | | | | | | Yes | ** NA ** | | | None |
| 13 | M16A | | | | | | Yes | ** NA ** | | | None |
| 14 | M17A | | | | | | Yes | ** NA ** | | | None |
| 15 | M18A | | | | | | Yes | ** NA ** | | | None |
| 16 | M19 | | | | | | Yes | ** NA ** | | | None |
| 17 | M21 | | | | | | Yes | | | | None |
| 18 | M22 | | | | | | Yes | | | | None |
| 19 | M25 | | | | | | Yes | | | | None |
| 20 | M26 | | | | | | Yes | | | | None |
| 21 | M26A | | | | | | Yes | | | | None |
| 22 | M27A | | | | | | Yes | | | | None |
| 23 | M28 | | | | | | Yes | ** NA ** | | | None |
| 24 | MP2A | | | | | | Yes | ** NA ** | | | None |
| 25 | M30 | | | | | | Yes | ** NA ** | | | None |
| 26 | MP3A | | | | | | Yes | ** NA ** | | | None |
| 27 | M32 | | | | | | Yes | ** NA ** | | | None |
| 28 | MP4A | | | | | | Yes | ** NA ** | | | None |
| 29 | M34 | | | | | | Yes | ** NA ** | | | None |
| 30 | MP5A | | | | | | Yes | ** NA ** | | | None |
| 31 | M32A | | | | | | Yes | | | | None |
| 32 | M33A | | | | | | Yes | | | | None |
| 33 | M34A | | | | | | Yes | | | | None |
| 34 | M35A | | | | | | Yes | | | | None |
| 35 | M36 | | | | | | Yes | ** NA ** | | | None |
| 36 | MP1C | | | | | | Yes | ** NA ** | | | None |
| 37 | M38 | | | | | | Yes | ** NA ** | | | None |
| 38 | MP2C | | | | | | Yes | ** NA ** | | | None |
| 39 | M40 | | | | | | Yes | ** NA ** | | | None |
| 40 | MP3C | | | | | | Yes | ** NA ** | | | None |
| 41 | M42 | | | | | | Yes | ** NA ** | | | None |
| 42 | MP4C | | | | | | Yes | ** NA ** | | | None |
| 43 | M44 | | | | | | Yes | ** NA ** | | | None |
| 44 | MP5C | | | | | | Yes | ** NA ** | | | None |
| 45 | M46 | | | | | | Yes | ** NA ** | | | None |
| 46 | MP1B | | | | | | Yes | ** NA ** | | | None |
| 47 | M48A | | | | | | Yes | ** NA ** | | | None |
| 48 | MP2B | | | | | | Yes | ** NA ** | | | None |
| 49 | M50A | | | | | | Yes | ** NA ** | | | None |
| 50 | MP3B | | | | | | Yes | ** NA ** | | | None |
| 51 | M52 | | | | | | Yes | ** NA ** | | | None |
| 52 | MP4B | | | | | | Yes | ** NA ** | | | None |
| 53 | M54 | | | | | | Yes | ** NA ** | | | None |
| 54 | MP5B | | | | | | Yes | ** NA ** | | | None |
| 55 | M56 | | | | | | Yes | ** NA ** | | | None |
| 56 | M57 | | | | | | Yes | ** NA ** | | | None |
| 57 | M57A | BenPIN | BenPIN | | | | Yes | ** NA ** | | | None |
| 58 | M58 | BenPIN | BenPIN | | | | Yes | ** NA ** | | | None |
| 59 | M59 | BenPIN | BenPIN | | | | Yes | ** NA ** | | | None |

Member Point Loads (BLC 1 : Antenna D)

| | Member Label | Direction | Magnitude[lb.k-ft] | Location[ft.%] |
|---|--------------|-----------|--------------------|----------------|
| 1 | MP1A | Y | -43.55 | .25 |
| 2 | MP1A | My | -.022 | .25 |
| 3 | MP1A | Mz | 0 | .25 |
| 4 | MP1A | Y | -43.55 | 1.75 |



Company :
 Designer :
 Job Number :
 Model Name :

July 2, 2023
 4:09 PM
 Checked By: _____

Member Point Loads (BLC 1 : Antenna D) (Continued)

| | Member Label | Direction | Magnitude[lb.k-ft] | Location[ft.%] |
|----|--------------|-----------|--------------------|----------------|
| 5 | MP1A | My | -.022 | 1.75 |
| 6 | MP1A | Mz | 0 | 1.75 |
| 7 | MP1B | Y | -43.55 | .25 |
| 8 | MP1B | My | .007 | .25 |
| 9 | MP1B | Mz | -.02 | .25 |
| 10 | MP1B | Y | -43.55 | 1.75 |
| 11 | MP1B | My | .007 | 1.75 |
| 12 | MP1B | Mz | -.02 | 1.75 |
| 13 | MP1C | Y | -43.55 | .25 |
| 14 | MP1C | My | .011 | .25 |
| 15 | MP1C | Mz | .019 | .25 |
| 16 | MP1C | Y | -43.55 | 1.75 |
| 17 | MP1C | My | .011 | 1.75 |
| 18 | MP1C | Mz | .019 | 1.75 |
| 19 | MP2A | Y | -84.4 | 2.5 |
| 20 | MP2A | My | .042 | 2.5 |
| 21 | MP2A | Mz | 0 | 2.5 |
| 22 | MP2B | Y | -84.4 | 2.5 |
| 23 | MP2B | My | -.014 | 2.5 |
| 24 | MP2B | Mz | .04 | 2.5 |
| 25 | MP2C | Y | -84.4 | 2.5 |
| 26 | MP2C | My | -.021 | 2.5 |
| 27 | MP2C | Mz | -.037 | 2.5 |
| 28 | MP3A | Y | -70.3 | 2 |
| 29 | MP3A | My | .035 | 2 |
| 30 | MP3A | Mz | 0 | 2 |
| 31 | MP3B | Y | -70.3 | 2 |
| 32 | MP3B | My | -.012 | 2 |
| 33 | MP3B | Mz | .033 | 2 |
| 34 | MP3C | Y | -70.3 | 2 |
| 35 | MP3C | My | -.018 | 2 |
| 36 | MP3C | Mz | -.03 | 2 |
| 37 | MP5A | Y | -23.1 | 4.5 |
| 38 | MP5A | My | -.012 | 4.5 |
| 39 | MP5A | Mz | 0 | 4.5 |
| 40 | MP5B | Y | -23.1 | 4.5 |
| 41 | MP5B | My | .004 | 4.5 |
| 42 | MP5B | Mz | -.011 | 4.5 |
| 43 | MP5C | Y | -23.1 | 4.5 |
| 44 | MP5C | My | .006 | 4.5 |
| 45 | MP5C | Mz | .01 | 4.5 |
| 46 | MP2A | Y | -20 | .75 |
| 47 | MP2A | My | -.01 | .75 |
| 48 | MP2A | Mz | .012 | .75 |
| 49 | MP2A | Y | -20 | 5.25 |
| 50 | MP2A | My | -.01 | 5.25 |
| 51 | MP2A | Mz | .012 | 5.25 |
| 52 | MP2B | Y | -20 | .75 |
| 53 | MP2B | My | -.008 | .75 |
| 54 | MP2B | Mz | -.013 | .75 |
| 55 | MP2B | Y | -20 | 5.25 |
| 56 | MP2B | My | -.008 | 5.25 |
| 57 | MP2B | Mz | -.013 | 5.25 |
| 58 | MP2C | Y | -20 | .75 |
| 59 | MP2C | My | .015 | .75 |
| 60 | MP2C | Mz | .003 | .75 |
| 61 | MP2C | Y | -20 | 5.25 |



Company :
 Designer :
 Job Number :
 Model Name :

July 2, 2023
 4:09 PM
 Checked By: _____

Member Point Loads (BLC 1 : Antenna D) (Continued)

| | Member Label | Direction | Magnitude[lb.k-ft] | Location[ft.%] |
|-----|--------------|-----------|--------------------|----------------|
| 62 | MP2C | My | .015 | 5.25 |
| 63 | MP2C | Mz | .003 | 5.25 |
| 64 | MP2A | Y | -20 | .75 |
| 65 | MP2A | My | -.01 | .75 |
| 66 | MP2A | Mz | -.012 | .75 |
| 67 | MP2A | Y | -20 | 5.25 |
| 68 | MP2A | My | -.01 | 5.25 |
| 69 | MP2A | Mz | -.012 | 5.25 |
| 70 | MP2B | Y | -20 | .75 |
| 71 | MP2B | My | .014 | .75 |
| 72 | MP2B | Mz | -.005 | .75 |
| 73 | MP2B | Y | -20 | 5.25 |
| 74 | MP2B | My | .014 | 5.25 |
| 75 | MP2B | Mz | -.005 | 5.25 |
| 76 | MP2C | Y | -20 | .75 |
| 77 | MP2C | My | -.005 | .75 |
| 78 | MP2C | Mz | .014 | .75 |
| 79 | MP2C | Y | -20 | 5.25 |
| 80 | MP2C | My | -.005 | 5.25 |
| 81 | MP2C | Mz | .014 | 5.25 |
| 82 | MP3B | Y | -8.5 | .25 |
| 83 | MP3B | My | .001 | .25 |
| 84 | MP3B | Mz | -.004 | .25 |
| 85 | MP3B | Y | -8.5 | 4.75 |
| 86 | MP3B | My | .001 | 4.75 |
| 87 | MP3B | Mz | -.004 | 4.75 |
| 88 | MP3C | Y | -8.5 | .25 |
| 89 | MP3C | My | .002 | .25 |
| 90 | MP3C | Mz | .004 | .25 |
| 91 | MP3C | Y | -8.5 | 4.75 |
| 92 | MP3C | My | .002 | 4.75 |
| 93 | MP3C | Mz | .004 | 4.75 |
| 94 | MP3A | Y | -28.3 | .25 |
| 95 | MP3A | My | -.014 | .25 |
| 96 | MP3A | Mz | 0 | .25 |
| 97 | MP3A | Y | -28.3 | 4.75 |
| 98 | MP3A | My | -.014 | 4.75 |
| 99 | MP3A | Mz | 0 | 4.75 |
| 100 | M57 | Y | -32 | 1 |
| 101 | M57 | My | 0 | 1 |
| 102 | M57 | Mz | 0 | 1 |
| 103 | MP2C | Y | -17.6 | 6 |
| 104 | MP2C | My | -.004 | 6 |
| 105 | MP2C | Mz | -.008 | 6 |

Member Point Loads (BLC 2 : Antenna Di)

| | Member Label | Direction | Magnitude[lb.k-ft] | Location[ft.%] |
|---|--------------|-----------|--------------------|----------------|
| 1 | MP1A | Y | -55.031 | .25 |
| 2 | MP1A | My | -.028 | .25 |
| 3 | MP1A | Mz | 0 | .25 |
| 4 | MP1A | Y | -55.031 | 1.75 |
| 5 | MP1A | My | -.028 | 1.75 |
| 6 | MP1A | Mz | 0 | 1.75 |
| 7 | MP1B | Y | -55.031 | .25 |
| 8 | MP1B | My | .009 | .25 |
| 9 | MP1B | Mz | -.026 | .25 |



Company :
 Designer :
 Job Number :
 Model Name :

July 2, 2023
 4:09 PM
 Checked By: _____

Member Point Loads (BLC 2 : Antenna Di) (Continued)

| | Member Label | Direction | Magnitude[lb.k-ft] | Location[ft.%] |
|----|--------------|-----------|--------------------|----------------|
| 10 | MP1B | Y | -55.031 | 1.75 |
| 11 | MP1B | My | .009 | 1.75 |
| 12 | MP1B | Mz | -.026 | 1.75 |
| 13 | MP1C | Y | -55.031 | .25 |
| 14 | MP1C | My | .014 | .25 |
| 15 | MP1C | Mz | .024 | .25 |
| 16 | MP1C | Y | -55.031 | 1.75 |
| 17 | MP1C | My | .014 | 1.75 |
| 18 | MP1C | Mz | .024 | 1.75 |
| 19 | MP2A | Y | -69.906 | 2.5 |
| 20 | MP2A | My | .035 | 2.5 |
| 21 | MP2A | Mz | 0 | 2.5 |
| 22 | MP2B | Y | -69.906 | 2.5 |
| 23 | MP2B | My | -.012 | 2.5 |
| 24 | MP2B | Mz | .033 | 2.5 |
| 25 | MP2C | Y | -69.906 | 2.5 |
| 26 | MP2C | My | -.017 | 2.5 |
| 27 | MP2C | Mz | -.03 | 2.5 |
| 28 | MP3A | Y | -63.1 | 2 |
| 29 | MP3A | My | .032 | 2 |
| 30 | MP3A | Mz | 0 | 2 |
| 31 | MP3B | Y | -63.1 | 2 |
| 32 | MP3B | My | -.011 | 2 |
| 33 | MP3B | Mz | .03 | 2 |
| 34 | MP3C | Y | -63.1 | 2 |
| 35 | MP3C | My | -.016 | 2 |
| 36 | MP3C | Mz | -.027 | 2 |
| 37 | MP5A | Y | -47.216 | 4.5 |
| 38 | MP5A | My | -.024 | 4.5 |
| 39 | MP5A | Mz | 0 | 4.5 |
| 40 | MP5B | Y | -47.216 | 4.5 |
| 41 | MP5B | My | .008 | 4.5 |
| 42 | MP5B | Mz | -.022 | 4.5 |
| 43 | MP5C | Y | -47.216 | 4.5 |
| 44 | MP5C | My | .012 | 4.5 |
| 45 | MP5C | Mz | .02 | 4.5 |
| 46 | MP2A | Y | -93.967 | .75 |
| 47 | MP2A | My | -.047 | .75 |
| 48 | MP2A | Mz | .055 | .75 |
| 49 | MP2A | Y | -93.967 | 5.25 |
| 50 | MP2A | My | -.047 | 5.25 |
| 51 | MP2A | Mz | .055 | 5.25 |
| 52 | MP2B | Y | -93.967 | .75 |
| 53 | MP2B | My | -.035 | .75 |
| 54 | MP2B | Mz | -.063 | .75 |
| 55 | MP2B | Y | -93.967 | 5.25 |
| 56 | MP2B | My | -.035 | 5.25 |
| 57 | MP2B | Mz | -.063 | 5.25 |
| 58 | MP2C | Y | -93.967 | .75 |
| 59 | MP2C | My | .071 | .75 |
| 60 | MP2C | Mz | .013 | .75 |
| 61 | MP2C | Y | -93.967 | 5.25 |
| 62 | MP2C | My | .071 | 5.25 |
| 63 | MP2C | Mz | .013 | 5.25 |
| 64 | MP2A | Y | -93.967 | .75 |
| 65 | MP2A | My | -.047 | .75 |
| 66 | MP2A | Mz | -.055 | .75 |



Company :
 Designer :
 Job Number :
 Model Name :

July 2, 2023
 4:09 PM
 Checked By: _____

Member Point Loads (BLC 2 : Antenna Di) (Continued)

| | Member Label | Direction | Magnitude[lb.k-ft] | Location[ft.%] |
|-----|--------------|-----------|--------------------|----------------|
| 67 | MP2A | Y | -93.967 | 5.25 |
| 68 | MP2A | My | -.047 | 5.25 |
| 69 | MP2A | Mz | -.055 | 5.25 |
| 70 | MP2B | Y | -93.967 | .75 |
| 71 | MP2B | My | .068 | .75 |
| 72 | MP2B | Mz | -.025 | .75 |
| 73 | MP2B | Y | -93.967 | 5.25 |
| 74 | MP2B | My | .068 | 5.25 |
| 75 | MP2B | Mz | -.025 | 5.25 |
| 76 | MP2C | Y | -93.967 | .75 |
| 77 | MP2C | My | -.024 | .75 |
| 78 | MP2C | Mz | .068 | .75 |
| 79 | MP2C | Y | -93.967 | 5.25 |
| 80 | MP2C | My | -.024 | 5.25 |
| 81 | MP2C | Mz | .068 | 5.25 |
| 82 | MP3B | Y | -80.124 | .25 |
| 83 | MP3B | My | .014 | .25 |
| 84 | MP3B | Mz | -.038 | .25 |
| 85 | MP3B | Y | -80.124 | 4.75 |
| 86 | MP3B | My | .014 | 4.75 |
| 87 | MP3B | Mz | -.038 | 4.75 |
| 88 | MP3C | Y | -80.124 | .25 |
| 89 | MP3C | My | .02 | .25 |
| 90 | MP3C | Mz | .035 | .25 |
| 91 | MP3C | Y | -80.124 | 4.75 |
| 92 | MP3C | My | .02 | 4.75 |
| 93 | MP3C | Mz | .035 | 4.75 |
| 94 | MP3A | Y | -91.517 | .25 |
| 95 | MP3A | My | -.046 | .25 |
| 96 | MP3A | Mz | 0 | .25 |
| 97 | MP3A | Y | -91.517 | 4.75 |
| 98 | MP3A | My | -.046 | 4.75 |
| 99 | MP3A | Mz | 0 | 4.75 |
| 100 | M57 | Y | -134.708 | 1 |
| 101 | M57 | My | 0 | 1 |
| 102 | M57 | Mz | 0 | 1 |
| 103 | MP2C | Y | -28.079 | 6 |
| 104 | MP2C | My | -.007 | 6 |
| 105 | MP2C | Mz | -.012 | 6 |

Member Point Loads (BLC 3 : Antenna Wo (0 Deg))

| | Member Label | Direction | Magnitude[lb.k-ft] | Location[ft.%] |
|----|--------------|-----------|--------------------|----------------|
| 1 | MP1A | X | 0 | .25 |
| 2 | MP1A | Z | -75.378 | .25 |
| 3 | MP1A | Mx | 0 | .25 |
| 4 | MP1A | X | 0 | 1.75 |
| 5 | MP1A | Z | -75.378 | 1.75 |
| 6 | MP1A | Mx | 0 | 1.75 |
| 7 | MP1B | X | 0 | .25 |
| 8 | MP1B | Z | -31.74 | .25 |
| 9 | MP1B | Mx | .015 | .25 |
| 10 | MP1B | X | 0 | 1.75 |
| 11 | MP1B | Z | -31.74 | 1.75 |
| 12 | MP1B | Mx | .015 | 1.75 |
| 13 | MP1C | X | 0 | .25 |
| 14 | MP1C | Z | -38.314 | .25 |



Company :
 Designer :
 Job Number :
 Model Name :

July 2, 2023
 4:09 PM
 Checked By: _____

Member Point Loads (BLC 3 : Antenna Wo (0 Deg)) (Continued)

| | Member Label | Direction | Magnitude[lb.k-ft] | Location[ft.%] |
|----|--------------|-----------|--------------------|----------------|
| 15 | MP1C | Mx | -.017 | .25 |
| 16 | MP1C | X | 0 | 1.75 |
| 17 | MP1C | Z | -38.314 | 1.75 |
| 18 | MP1C | Mx | -.017 | 1.75 |
| 19 | MP2A | X | 0 | 2.5 |
| 20 | MP2A | Z | -59.61 | 2.5 |
| 21 | MP2A | Mx | 0 | 2.5 |
| 22 | MP2B | X | 0 | 2.5 |
| 23 | MP2B | Z | -42.291 | 2.5 |
| 24 | MP2B | Mx | -.02 | 2.5 |
| 25 | MP2C | X | 0 | 2.5 |
| 26 | MP2C | Z | -44.9 | 2.5 |
| 27 | MP2C | Mx | .019 | 2.5 |
| 28 | MP3A | X | 0 | 2 |
| 29 | MP3A | Z | -59.61 | 2 |
| 30 | MP3A | Mx | 0 | 2 |
| 31 | MP3B | X | 0 | 2 |
| 32 | MP3B | Z | -35.838 | 2 |
| 33 | MP3B | Mx | -.017 | 2 |
| 34 | MP3C | X | 0 | 2 |
| 35 | MP3C | Z | -39.419 | 2 |
| 36 | MP3C | Mx | .017 | 2 |
| 37 | MP5A | X | 0 | 4.5 |
| 38 | MP5A | Z | -59.225 | 4.5 |
| 39 | MP5A | Mx | 0 | 4.5 |
| 40 | MP5B | X | 0 | 4.5 |
| 41 | MP5B | Z | -32.559 | 4.5 |
| 42 | MP5B | Mx | .015 | 4.5 |
| 43 | MP5C | X | 0 | 4.5 |
| 44 | MP5C | Z | -36.576 | 4.5 |
| 45 | MP5C | Mx | -.016 | 4.5 |
| 46 | MP2A | X | 0 | .75 |
| 47 | MP2A | Z | -105.952 | .75 |
| 48 | MP2A | Mx | -.062 | .75 |
| 49 | MP2A | X | 0 | 5.25 |
| 50 | MP2A | Z | -105.952 | 5.25 |
| 51 | MP2A | Mx | -.062 | 5.25 |
| 52 | MP2B | X | 0 | .75 |
| 53 | MP2B | Z | -52.636 | .75 |
| 54 | MP2B | Mx | .035 | .75 |
| 55 | MP2B | X | 0 | 5.25 |
| 56 | MP2B | Z | -52.636 | 5.25 |
| 57 | MP2B | Mx | .035 | 5.25 |
| 58 | MP2C | X | 0 | .75 |
| 59 | MP2C | Z | -60.667 | .75 |
| 60 | MP2C | Mx | -.009 | .75 |
| 61 | MP2C | X | 0 | 5.25 |
| 62 | MP2C | Z | -60.667 | 5.25 |
| 63 | MP2C | Mx | -.009 | 5.25 |
| 64 | MP2A | X | 0 | .75 |
| 65 | MP2A | Z | -105.952 | .75 |
| 66 | MP2A | Mx | .062 | .75 |
| 67 | MP2A | X | 0 | 5.25 |
| 68 | MP2A | Z | -105.952 | 5.25 |
| 69 | MP2A | Mx | .062 | 5.25 |
| 70 | MP2B | X | 0 | .75 |
| 71 | MP2B | Z | -52.636 | .75 |



Company :
 Designer :
 Job Number :
 Model Name :

July 2, 2023
 4:09 PM
 Checked By: _____

Member Point Loads (BLC 3 : Antenna Wo (0 Deg)) (Continued)

| | Member Label | Direction | Magnitude[lb.k-ft] | Location[ft.%] |
|-----|--------------|-----------|--------------------|----------------|
| 72 | MP2B | Mx | .014 | .75 |
| 73 | MP2B | X | 0 | 5.25 |
| 74 | MP2B | Z | -52.636 | 5.25 |
| 75 | MP2B | Mx | .014 | 5.25 |
| 76 | MP2C | X | 0 | .75 |
| 77 | MP2C | Z | -60.667 | .75 |
| 78 | MP2C | Mx | -.044 | .75 |
| 79 | MP2C | X | 0 | 5.25 |
| 80 | MP2C | Z | -60.667 | 5.25 |
| 81 | MP2C | Mx | -.044 | 5.25 |
| 82 | MP3B | X | 0 | .25 |
| 83 | MP3B | Z | -87.631 | .25 |
| 84 | MP3B | Mx | .041 | .25 |
| 85 | MP3B | X | 0 | 4.75 |
| 86 | MP3B | Z | -87.631 | 4.75 |
| 87 | MP3B | Mx | .041 | 4.75 |
| 88 | MP3C | X | 0 | .25 |
| 89 | MP3C | Z | -96.358 | .25 |
| 90 | MP3C | Mx | -.042 | .25 |
| 91 | MP3C | X | 0 | 4.75 |
| 92 | MP3C | Z | -96.358 | 4.75 |
| 93 | MP3C | Mx | -.042 | 4.75 |
| 94 | MP3A | X | 0 | .25 |
| 95 | MP3A | Z | -163.446 | .25 |
| 96 | MP3A | Mx | 0 | .25 |
| 97 | MP3A | X | 0 | 4.75 |
| 98 | MP3A | Z | -163.446 | 4.75 |
| 99 | MP3A | Mx | 0 | 4.75 |
| 100 | M57 | X | 0 | 1 |
| 101 | M57 | Z | -114.605 | 1 |
| 102 | M57 | Mx | 0 | 1 |
| 103 | MP2C | X | 0 | 6 |
| 104 | MP2C | Z | -17.628 | 6 |
| 105 | MP2C | Mx | .008 | 6 |

Member Point Loads (BLC 4 : Antenna Wo (30 Deg))

| | Member Label | Direction | Magnitude[lb.k-ft] | Location[ft.%] |
|----|--------------|-----------|--------------------|----------------|
| 1 | MP1A | X | 31.512 | .25 |
| 2 | MP1A | Z | -54.58 | .25 |
| 3 | MP1A | Mx | -.016 | .25 |
| 4 | MP1A | X | 31.512 | 1.75 |
| 5 | MP1A | Z | -54.58 | 1.75 |
| 6 | MP1A | Mx | -.016 | 1.75 |
| 7 | MP1B | X | 13.725 | .25 |
| 8 | MP1B | Z | -23.772 | .25 |
| 9 | MP1B | Mx | .014 | .25 |
| 10 | MP1B | X | 13.725 | 1.75 |
| 11 | MP1B | Z | -23.772 | 1.75 |
| 12 | MP1B | Mx | .014 | 1.75 |
| 13 | MP1C | X | 31.512 | .25 |
| 14 | MP1C | Z | -54.58 | .25 |
| 15 | MP1C | Mx | -.016 | .25 |
| 16 | MP1C | X | 31.512 | 1.75 |
| 17 | MP1C | Z | -54.58 | 1.75 |
| 18 | MP1C | Mx | -.016 | 1.75 |
| 19 | MP2A | X | 27.353 | 2.5 |



Company :
 Designer :
 Job Number :
 Model Name :

July 2, 2023
 4:09 PM
 Checked By: _____

Member Point Loads (BLC 4 : Antenna Wo (30 Deg)) (Continued)

| | Member Label | Direction | Magnitude[lb.k-ft] | Location[ft.%] |
|----|--------------|-----------|--------------------|----------------|
| 20 | MP2A | Z | -47.377 | 2.5 |
| 21 | MP2A | Mx | .014 | 2.5 |
| 22 | MP2B | X | 20.294 | 2.5 |
| 23 | MP2B | Z | -35.15 | 2.5 |
| 24 | MP2B | Mx | -.02 | 2.5 |
| 25 | MP2C | X | 27.353 | 2.5 |
| 26 | MP2C | Z | -47.377 | 2.5 |
| 27 | MP2C | Mx | .014 | 2.5 |
| 28 | MP3A | X | 26.44 | 2 |
| 29 | MP3A | Z | -45.795 | 2 |
| 30 | MP3A | Mx | .013 | 2 |
| 31 | MP3B | X | 16.751 | 2 |
| 32 | MP3B | Z | -29.013 | 2 |
| 33 | MP3B | Mx | -.016 | 2 |
| 34 | MP3C | X | 26.44 | 2 |
| 35 | MP3C | Z | -45.795 | 2 |
| 36 | MP3C | Mx | .013 | 2 |
| 37 | MP5A | X | 25.838 | 4.5 |
| 38 | MP5A | Z | -44.752 | 4.5 |
| 39 | MP5A | Mx | -.013 | 4.5 |
| 40 | MP5B | X | 14.968 | 4.5 |
| 41 | MP5B | Z | -25.926 | 4.5 |
| 42 | MP5B | Mx | .015 | 4.5 |
| 43 | MP5C | X | 25.838 | 4.5 |
| 44 | MP5C | Z | -44.752 | 4.5 |
| 45 | MP5C | Mx | -.013 | 4.5 |
| 46 | MP2A | X | 45.428 | .75 |
| 47 | MP2A | Z | -78.684 | .75 |
| 48 | MP2A | Mx | -.069 | .75 |
| 49 | MP2A | X | 45.428 | 5.25 |
| 50 | MP2A | Z | -78.684 | 5.25 |
| 51 | MP2A | Mx | -.069 | 5.25 |
| 52 | MP2B | X | 23.697 | .75 |
| 53 | MP2B | Z | -41.044 | .75 |
| 54 | MP2B | Mx | .019 | .75 |
| 55 | MP2B | X | 23.697 | 5.25 |
| 56 | MP2B | Z | -41.044 | 5.25 |
| 57 | MP2B | Mx | .019 | 5.25 |
| 58 | MP2C | X | 45.428 | .75 |
| 59 | MP2C | Z | -78.684 | .75 |
| 60 | MP2C | Mx | .023 | .75 |
| 61 | MP2C | X | 45.428 | 5.25 |
| 62 | MP2C | Z | -78.684 | 5.25 |
| 63 | MP2C | Mx | .023 | 5.25 |
| 64 | MP2A | X | 45.428 | .75 |
| 65 | MP2A | Z | -78.684 | .75 |
| 66 | MP2A | Mx | .023 | .75 |
| 67 | MP2A | X | 45.428 | 5.25 |
| 68 | MP2A | Z | -78.684 | 5.25 |
| 69 | MP2A | Mx | .023 | 5.25 |
| 70 | MP2B | X | 23.697 | .75 |
| 71 | MP2B | Z | -41.044 | .75 |
| 72 | MP2B | Mx | .028 | .75 |
| 73 | MP2B | X | 23.697 | 5.25 |
| 74 | MP2B | Z | -41.044 | 5.25 |
| 75 | MP2B | Mx | .028 | 5.25 |
| 76 | MP2C | X | 45.428 | .75 |



Company :
 Designer :
 Job Number :
 Model Name :

July 2, 2023
 4:09 PM
 Checked By: _____

Member Point Loads (BLC 4 : Antenna Wo (30 Deg)) (Continued)

| | Member Label | Direction | Magnitude[lb.k-ft] | Location[ft.%] |
|-----|--------------|-----------|--------------------|----------------|
| 77 | MP2C | Z | -78.684 | .75 |
| 78 | MP2C | Mx | -.069 | .75 |
| 79 | MP2C | X | 45.428 | 5.25 |
| 80 | MP2C | Z | -78.684 | 5.25 |
| 81 | MP2C | Mx | -.069 | 5.25 |
| 82 | MP3B | X | 40.967 | .25 |
| 83 | MP3B | Z | -70.957 | .25 |
| 84 | MP3B | Mx | .04 | .25 |
| 85 | MP3B | X | 40.967 | 4.75 |
| 86 | MP3B | Z | -70.957 | 4.75 |
| 87 | MP3B | Mx | .04 | 4.75 |
| 88 | MP3C | X | 64.581 | .25 |
| 89 | MP3C | Z | -111.857 | .25 |
| 90 | MP3C | Mx | -.032 | .25 |
| 91 | MP3C | X | 64.581 | 4.75 |
| 92 | MP3C | Z | -111.857 | 4.75 |
| 93 | MP3C | Mx | -.032 | 4.75 |
| 94 | MP3A | X | 73.286 | .25 |
| 95 | MP3A | Z | -126.934 | .25 |
| 96 | MP3A | Mx | -.037 | .25 |
| 97 | MP3A | X | 73.286 | 4.75 |
| 98 | MP3A | Z | -126.934 | 4.75 |
| 99 | MP3A | Mx | -.037 | 4.75 |
| 100 | M57 | X | 49.995 | 1 |
| 101 | M57 | Z | -86.595 | 1 |
| 102 | M57 | Mx | 0 | 1 |
| 103 | MP2C | X | 15.245 | 6 |
| 104 | MP2C | Z | -26.404 | 6 |
| 105 | MP2C | Mx | .008 | 6 |

Member Point Loads (BLC 5 : Antenna Wo (60 Deg))

| | Member Label | Direction | Magnitude[lb.k-ft] | Location[ft.%] |
|----|--------------|-----------|--------------------|----------------|
| 1 | MP1A | X | 33.181 | .25 |
| 2 | MP1A | Z | -19.157 | .25 |
| 3 | MP1A | Mx | -.017 | .25 |
| 4 | MP1A | X | 33.181 | 1.75 |
| 5 | MP1A | Z | -19.157 | 1.75 |
| 6 | MP1A | Mx | -.017 | 1.75 |
| 7 | MP1B | X | 40.164 | .25 |
| 8 | MP1B | Z | -23.189 | .25 |
| 9 | MP1B | Mx | .018 | .25 |
| 10 | MP1B | X | 40.164 | 1.75 |
| 11 | MP1B | Z | -23.189 | 1.75 |
| 12 | MP1B | Mx | .018 | 1.75 |
| 13 | MP1C | X | 65.279 | .25 |
| 14 | MP1C | Z | -37.689 | .25 |
| 15 | MP1C | Mx | 0 | .25 |
| 16 | MP1C | X | 65.279 | 1.75 |
| 17 | MP1C | Z | -37.689 | 1.75 |
| 18 | MP1C | Mx | 0 | 1.75 |
| 19 | MP2A | X | 38.884 | 2.5 |
| 20 | MP2A | Z | -22.45 | 2.5 |
| 21 | MP2A | Mx | .019 | 2.5 |
| 22 | MP2B | X | 41.656 | 2.5 |
| 23 | MP2B | Z | -24.05 | 2.5 |
| 24 | MP2B | Mx | -.018 | 2.5 |



Company :
 Designer :
 Job Number :
 Model Name :

July 2, 2023
 4:09 PM
 Checked By: _____

Member Point Loads (BLC 5 : Antenna Wo (60 Deg)) (Continued)

| | Member Label | Direction | Magnitude[lb.k-ft] | Location[ft.%] |
|----|--------------|-----------|--------------------|----------------|
| 25 | MP2C | X | 51.624 | 2.5 |
| 26 | MP2C | Z | -29.805 | 2.5 |
| 27 | MP2C | Mx | 0 | 2.5 |
| 28 | MP3A | X | 34.138 | 2 |
| 29 | MP3A | Z | -19.71 | 2 |
| 30 | MP3A | Mx | .017 | 2 |
| 31 | MP3B | X | 37.942 | 2 |
| 32 | MP3B | Z | -21.906 | 2 |
| 33 | MP3B | Mx | -.017 | 2 |
| 34 | MP3C | X | 51.624 | 2 |
| 35 | MP3C | Z | -29.805 | 2 |
| 36 | MP3C | Mx | 0 | 2 |
| 37 | MP5A | X | 31.676 | 4.5 |
| 38 | MP5A | Z | -18.288 | 4.5 |
| 39 | MP5A | Mx | -.016 | 4.5 |
| 40 | MP5B | X | 35.943 | 4.5 |
| 41 | MP5B | Z | -20.752 | 4.5 |
| 42 | MP5B | Mx | .016 | 4.5 |
| 43 | MP5C | X | 51.291 | 4.5 |
| 44 | MP5C | Z | -29.613 | 4.5 |
| 45 | MP5C | Mx | 0 | 4.5 |
| 46 | MP2A | X | 52.54 | .75 |
| 47 | MP2A | Z | -30.334 | .75 |
| 48 | MP2A | Mx | -.044 | .75 |
| 49 | MP2A | X | 52.54 | 5.25 |
| 50 | MP2A | Z | -30.334 | 5.25 |
| 51 | MP2A | Mx | -.044 | 5.25 |
| 52 | MP2B | X | 61.072 | .75 |
| 53 | MP2B | Z | -35.26 | .75 |
| 54 | MP2B | Mx | .000569 | .75 |
| 55 | MP2B | X | 61.072 | 5.25 |
| 56 | MP2B | Z | -35.26 | 5.25 |
| 57 | MP2B | Mx | .000569 | 5.25 |
| 58 | MP2C | X | 91.757 | .75 |
| 59 | MP2C | Z | -52.976 | .75 |
| 60 | MP2C | Mx | .062 | .75 |
| 61 | MP2C | X | 91.757 | 5.25 |
| 62 | MP2C | Z | -52.976 | 5.25 |
| 63 | MP2C | Mx | .062 | 5.25 |
| 64 | MP2A | X | 52.54 | .75 |
| 65 | MP2A | Z | -30.334 | .75 |
| 66 | MP2A | Mx | -.009 | .75 |
| 67 | MP2A | X | 52.54 | 5.25 |
| 68 | MP2A | Z | -30.334 | 5.25 |
| 69 | MP2A | Mx | -.009 | 5.25 |
| 70 | MP2B | X | 61.072 | .75 |
| 71 | MP2B | Z | -35.26 | .75 |
| 72 | MP2B | Mx | .053 | .75 |
| 73 | MP2B | X | 61.072 | 5.25 |
| 74 | MP2B | Z | -35.26 | 5.25 |
| 75 | MP2B | Mx | .053 | 5.25 |
| 76 | MP2C | X | 91.757 | .75 |
| 77 | MP2C | Z | -52.976 | .75 |
| 78 | MP2C | Mx | -.062 | .75 |
| 79 | MP2C | X | 91.757 | 5.25 |
| 80 | MP2C | Z | -52.976 | 5.25 |
| 81 | MP2C | Mx | -.062 | 5.25 |



Company :
 Designer :
 Job Number :
 Model Name :

July 2, 2023
 4:09 PM
 Checked By: _____

Member Point Loads (BLC 5 : Antenna Wo (60 Deg)) (Continued)

| | Member Label | Direction | Magnitude[lb.k-ft] | Location[ft.%] |
|-----|--------------|-----------|--------------------|----------------|
| 82 | MP3B | X | 92.72 | .25 |
| 83 | MP3B | Z | -53.532 | .25 |
| 84 | MP3B | Mx | .041 | .25 |
| 85 | MP3B | X | 92.72 | 4.75 |
| 86 | MP3B | Z | -53.532 | 4.75 |
| 87 | MP3B | Mx | .041 | 4.75 |
| 88 | MP3C | X | 126.062 | .25 |
| 89 | MP3C | Z | -72.782 | .25 |
| 90 | MP3C | Mx | 0 | .25 |
| 91 | MP3C | X | 126.062 | 4.75 |
| 92 | MP3C | Z | -72.782 | 4.75 |
| 93 | MP3C | Mx | 0 | 4.75 |
| 94 | MP3A | X | 97.706 | .25 |
| 95 | MP3A | Z | -56.41 | .25 |
| 96 | MP3A | Mx | -.049 | .25 |
| 97 | MP3A | X | 97.706 | 4.75 |
| 98 | MP3A | Z | -56.41 | 4.75 |
| 99 | MP3A | Mx | -.049 | 4.75 |
| 100 | M57 | X | 80.266 | 1 |
| 101 | M57 | Z | -46.342 | 1 |
| 102 | M57 | Mx | 0 | 1 |
| 103 | MP2C | X | 31.973 | 6 |
| 104 | MP2C | Z | -18.46 | 6 |
| 105 | MP2C | Mx | 0 | 6 |

Member Point Loads (BLC 6 : Antenna Wo (90 Deg))

| | Member Label | Direction | Magnitude[lb.k-ft] | Location[ft.%] |
|----|--------------|-----------|--------------------|----------------|
| 1 | MP1A | X | 25.959 | .25 |
| 2 | MP1A | Z | 0 | .25 |
| 3 | MP1A | Mx | -.013 | .25 |
| 4 | MP1A | X | 25.959 | 1.75 |
| 5 | MP1A | Z | 0 | 1.75 |
| 6 | MP1A | Mx | -.013 | 1.75 |
| 7 | MP1B | X | 69.597 | .25 |
| 8 | MP1B | Z | 0 | .25 |
| 9 | MP1B | Mx | .012 | .25 |
| 10 | MP1B | X | 69.597 | 1.75 |
| 11 | MP1B | Z | 0 | 1.75 |
| 12 | MP1B | Mx | .012 | 1.75 |
| 13 | MP1C | X | 63.023 | .25 |
| 14 | MP1C | Z | 0 | .25 |
| 15 | MP1C | Mx | .016 | .25 |
| 16 | MP1C | X | 63.023 | 1.75 |
| 17 | MP1C | Z | 0 | 1.75 |
| 18 | MP1C | Mx | .016 | 1.75 |
| 19 | MP2A | X | 39.996 | 2.5 |
| 20 | MP2A | Z | 0 | 2.5 |
| 21 | MP2A | Mx | .02 | 2.5 |
| 22 | MP2B | X | 57.316 | 2.5 |
| 23 | MP2B | Z | 0 | 2.5 |
| 24 | MP2B | Mx | -.01 | 2.5 |
| 25 | MP2C | X | 54.706 | 2.5 |
| 26 | MP2C | Z | 0 | 2.5 |
| 27 | MP2C | Mx | -.014 | 2.5 |
| 28 | MP3A | X | 32.689 | 2 |
| 29 | MP3A | Z | 0 | 2 |



Company :
 Designer :
 Job Number :
 Model Name :

July 2, 2023
 4:09 PM
 Checked By: _____

Member Point Loads (BLC 6 : Antenna Wo (90 Deg)) (Continued)

| | Member Label | Direction | Magnitude[lb.k-ft] | Location[ft.%] |
|----|--------------|-----------|--------------------|----------------|
| 30 | MP3A | Mx | .016 | 2 |
| 31 | MP3B | X | 56.461 | 2 |
| 32 | MP3B | Z | 0 | 2 |
| 33 | MP3B | Mx | -.01 | 2 |
| 34 | MP3C | X | 52.88 | 2 |
| 35 | MP3C | Z | 0 | 2 |
| 36 | MP3C | Mx | -.013 | 2 |
| 37 | MP5A | X | 29.026 | 4.5 |
| 38 | MP5A | Z | 0 | 4.5 |
| 39 | MP5A | Mx | -.015 | 4.5 |
| 40 | MP5B | X | 55.693 | 4.5 |
| 41 | MP5B | Z | 0 | 4.5 |
| 42 | MP5B | Mx | .01 | 4.5 |
| 43 | MP5C | X | 51.676 | 4.5 |
| 44 | MP5C | Z | 0 | 4.5 |
| 45 | MP5C | Mx | .013 | 4.5 |
| 46 | MP2A | X | 45.573 | .75 |
| 47 | MP2A | Z | 0 | .75 |
| 48 | MP2A | Mx | -.023 | .75 |
| 49 | MP2A | X | 45.573 | 5.25 |
| 50 | MP2A | Z | 0 | 5.25 |
| 51 | MP2A | Mx | -.023 | 5.25 |
| 52 | MP2B | X | 98.889 | .75 |
| 53 | MP2B | Z | 0 | .75 |
| 54 | MP2B | Mx | -.037 | .75 |
| 55 | MP2B | X | 98.889 | 5.25 |
| 56 | MP2B | Z | 0 | 5.25 |
| 57 | MP2B | Mx | -.037 | 5.25 |
| 58 | MP2C | X | 90.857 | .75 |
| 59 | MP2C | Z | 0 | .75 |
| 60 | MP2C | Mx | .069 | .75 |
| 61 | MP2C | X | 90.857 | 5.25 |
| 62 | MP2C | Z | 0 | 5.25 |
| 63 | MP2C | Mx | .069 | 5.25 |
| 64 | MP2A | X | 45.573 | .75 |
| 65 | MP2A | Z | 0 | .75 |
| 66 | MP2A | Mx | -.023 | .75 |
| 67 | MP2A | X | 45.573 | 5.25 |
| 68 | MP2A | Z | 0 | 5.25 |
| 69 | MP2A | Mx | -.023 | 5.25 |
| 70 | MP2B | X | 98.889 | .75 |
| 71 | MP2B | Z | 0 | .75 |
| 72 | MP2B | Mx | .071 | .75 |
| 73 | MP2B | X | 98.889 | 5.25 |
| 74 | MP2B | Z | 0 | 5.25 |
| 75 | MP2B | Mx | .071 | 5.25 |
| 76 | MP2C | X | 90.857 | .75 |
| 77 | MP2C | Z | 0 | .75 |
| 78 | MP2C | Mx | -.023 | .75 |
| 79 | MP2C | X | 90.857 | 5.25 |
| 80 | MP2C | Z | 0 | 5.25 |
| 81 | MP2C | Mx | -.023 | 5.25 |
| 82 | MP3B | X | 137.889 | .25 |
| 83 | MP3B | Z | 0 | .25 |
| 84 | MP3B | Mx | .024 | .25 |
| 85 | MP3B | X | 137.889 | 4.75 |
| 86 | MP3B | Z | 0 | 4.75 |

Member Point Loads (BLC 6 : Antenna Wo (90 Deg)) (Continued)

| | Member Label | Direction | Magnitude[lb.k-ft] | Location[ft.%] |
|-----|--------------|-----------|--------------------|----------------|
| 87 | MP3B | Mx | .024 | 4.75 |
| 88 | MP3C | X | 129.162 | .25 |
| 89 | MP3C | Z | 0 | .25 |
| 90 | MP3C | Mx | .032 | .25 |
| 91 | MP3C | X | 129.162 | 4.75 |
| 92 | MP3C | Z | 0 | 4.75 |
| 93 | MP3C | Mx | .032 | 4.75 |
| 94 | MP3A | X | 95.946 | .25 |
| 95 | MP3A | Z | 0 | .25 |
| 96 | MP3A | Mx | -.048 | .25 |
| 97 | MP3A | X | 95.946 | 4.75 |
| 98 | MP3A | Z | 0 | 4.75 |
| 99 | MP3A | Mx | -.048 | 4.75 |
| 100 | M57 | X | 99.991 | 1 |
| 101 | M57 | Z | 0 | 1 |
| 102 | M57 | Mx | 0 | 1 |
| 103 | MP2C | X | 30.489 | 6 |
| 104 | MP2C | Z | 0 | 6 |
| 105 | MP2C | Mx | -.008 | 6 |

Member Point Loads (BLC 7 : Antenna Wo (120 Deg))

| | Member Label | Direction | Magnitude[lb.k-ft] | Location[ft.%] |
|----|--------------|-----------|--------------------|----------------|
| 1 | MP1A | X | 33.181 | .25 |
| 2 | MP1A | Z | 19.157 | .25 |
| 3 | MP1A | Mx | -.017 | .25 |
| 4 | MP1A | X | 33.181 | 1.75 |
| 5 | MP1A | Z | 19.157 | 1.75 |
| 6 | MP1A | Mx | -.017 | 1.75 |
| 7 | MP1B | X | 63.988 | .25 |
| 8 | MP1B | Z | 36.944 | .25 |
| 9 | MP1B | Mx | -.006 | .25 |
| 10 | MP1B | X | 63.988 | 1.75 |
| 11 | MP1B | Z | 36.944 | 1.75 |
| 12 | MP1B | Mx | -.006 | 1.75 |
| 13 | MP1C | X | 33.181 | .25 |
| 14 | MP1C | Z | 19.157 | .25 |
| 15 | MP1C | Mx | .017 | .25 |
| 16 | MP1C | X | 33.181 | 1.75 |
| 17 | MP1C | Z | 19.157 | 1.75 |
| 18 | MP1C | Mx | .017 | 1.75 |
| 19 | MP2A | X | 38.884 | 2.5 |
| 20 | MP2A | Z | 22.45 | 2.5 |
| 21 | MP2A | Mx | .019 | 2.5 |
| 22 | MP2B | X | 51.111 | 2.5 |
| 23 | MP2B | Z | 29.509 | 2.5 |
| 24 | MP2B | Mx | .005 | 2.5 |
| 25 | MP2C | X | 38.884 | 2.5 |
| 26 | MP2C | Z | 22.45 | 2.5 |
| 27 | MP2C | Mx | -.019 | 2.5 |
| 28 | MP3A | X | 34.138 | 2 |
| 29 | MP3A | Z | 19.71 | 2 |
| 30 | MP3A | Mx | .017 | 2 |
| 31 | MP3B | X | 50.921 | 2 |
| 32 | MP3B | Z | 29.399 | 2 |
| 33 | MP3B | Mx | .005 | 2 |
| 34 | MP3C | X | 34.138 | 2 |



Company :
 Designer :
 Job Number :
 Model Name :

July 2, 2023
 4:09 PM
 Checked By: _____

Member Point Loads (BLC 7 : Antenna Wo (120 Deg)) (Continued)

| | Member Label | Direction | Magnitude[lb.k-ft] | Location[ft.%] |
|----|--------------|-----------|--------------------|----------------|
| 35 | MP3C | Z | 19.71 | 2 |
| 36 | MP3C | Mx | -.017 | 2 |
| 37 | MP5A | X | 31.676 | 4.5 |
| 38 | MP5A | Z | 18.288 | 4.5 |
| 39 | MP5A | Mx | -.016 | 4.5 |
| 40 | MP5B | X | 50.502 | 4.5 |
| 41 | MP5B | Z | 29.157 | 4.5 |
| 42 | MP5B | Mx | -.005 | 4.5 |
| 43 | MP5C | X | 31.676 | 4.5 |
| 44 | MP5C | Z | 18.288 | 4.5 |
| 45 | MP5C | Mx | .016 | 4.5 |
| 46 | MP2A | X | 52.54 | .75 |
| 47 | MP2A | Z | 30.334 | .75 |
| 48 | MP2A | Mx | -.009 | .75 |
| 49 | MP2A | X | 52.54 | 5.25 |
| 50 | MP2A | Z | 30.334 | 5.25 |
| 51 | MP2A | Mx | -.009 | 5.25 |
| 52 | MP2B | X | 90.18 | .75 |
| 53 | MP2B | Z | 52.066 | .75 |
| 54 | MP2B | Mx | -.069 | .75 |
| 55 | MP2B | X | 90.18 | 5.25 |
| 56 | MP2B | Z | 52.066 | 5.25 |
| 57 | MP2B | Mx | -.069 | 5.25 |
| 58 | MP2C | X | 52.54 | .75 |
| 59 | MP2C | Z | 30.334 | .75 |
| 60 | MP2C | Mx | .044 | .75 |
| 61 | MP2C | X | 52.54 | 5.25 |
| 62 | MP2C | Z | 30.334 | 5.25 |
| 63 | MP2C | Mx | .044 | 5.25 |
| 64 | MP2A | X | 52.54 | .75 |
| 65 | MP2A | Z | 30.334 | .75 |
| 66 | MP2A | Mx | -.044 | .75 |
| 67 | MP2A | X | 52.54 | 5.25 |
| 68 | MP2A | Z | 30.334 | 5.25 |
| 69 | MP2A | Mx | -.044 | 5.25 |
| 70 | MP2B | X | 90.18 | .75 |
| 71 | MP2B | Z | 52.066 | .75 |
| 72 | MP2B | Mx | .051 | .75 |
| 73 | MP2B | X | 90.18 | 5.25 |
| 74 | MP2B | Z | 52.066 | 5.25 |
| 75 | MP2B | Mx | .051 | 5.25 |
| 76 | MP2C | X | 52.54 | .75 |
| 77 | MP2C | Z | 30.334 | .75 |
| 78 | MP2C | Mx | .009 | .75 |
| 79 | MP2C | X | 52.54 | 5.25 |
| 80 | MP2C | Z | 30.334 | 5.25 |
| 81 | MP2C | Mx | .009 | 5.25 |
| 82 | MP3B | X | 124.348 | .25 |
| 83 | MP3B | Z | 71.793 | .25 |
| 84 | MP3B | Mx | -.012 | .25 |
| 85 | MP3B | X | 124.348 | 4.75 |
| 86 | MP3B | Z | 71.793 | 4.75 |
| 87 | MP3B | Mx | -.012 | 4.75 |
| 88 | MP3C | X | 83.448 | .25 |
| 89 | MP3C | Z | 48.179 | .25 |
| 90 | MP3C | Mx | .042 | .25 |
| 91 | MP3C | X | 83.448 | 4.75 |



Company :
 Designer :
 Job Number :
 Model Name :

July 2, 2023
 4:09 PM
 Checked By: _____

Member Point Loads (BLC 7 : Antenna Wo (120 Deg)) (Continued)

| | Member Label | Direction | Magnitude[lb.k-ft] | Location[ft.%] |
|-----|--------------|-----------|--------------------|----------------|
| 92 | MP3C | Z | 48.179 | 4.75 |
| 93 | MP3C | Mx | .042 | 4.75 |
| 94 | MP3A | X | 97.706 | .25 |
| 95 | MP3A | Z | 56.41 | .25 |
| 96 | MP3A | Mx | -.049 | .25 |
| 97 | MP3A | X | 97.706 | 4.75 |
| 98 | MP3A | Z | 56.41 | 4.75 |
| 99 | MP3A | Mx | -.049 | 4.75 |
| 100 | M57 | X | 99.251 | 1 |
| 101 | M57 | Z | 57.302 | 1 |
| 102 | M57 | Mx | 0 | 1 |
| 103 | MP2C | X | 15.267 | 6 |
| 104 | MP2C | Z | 8.814 | 6 |
| 105 | MP2C | Mx | -.008 | 6 |

Member Point Loads (BLC 8 : Antenna Wo (150 Deg))

| | Member Label | Direction | Magnitude[lb.k-ft] | Location[ft.%] |
|----|--------------|-----------|--------------------|----------------|
| 1 | MP1A | X | 31.512 | .25 |
| 2 | MP1A | Z | 54.58 | .25 |
| 3 | MP1A | Mx | -.016 | .25 |
| 4 | MP1A | X | 31.512 | 1.75 |
| 5 | MP1A | Z | 54.58 | 1.75 |
| 6 | MP1A | Mx | -.016 | 1.75 |
| 7 | MP1B | X | 27.48 | .25 |
| 8 | MP1B | Z | 47.596 | .25 |
| 9 | MP1B | Mx | -.018 | .25 |
| 10 | MP1B | X | 27.48 | 1.75 |
| 11 | MP1B | Z | 47.596 | 1.75 |
| 12 | MP1B | Mx | -.018 | 1.75 |
| 13 | MP1C | X | 12.98 | .25 |
| 14 | MP1C | Z | 22.481 | .25 |
| 15 | MP1C | Mx | .013 | .25 |
| 16 | MP1C | X | 12.98 | 1.75 |
| 17 | MP1C | Z | 22.481 | 1.75 |
| 18 | MP1C | Mx | .013 | 1.75 |
| 19 | MP2A | X | 27.353 | 2.5 |
| 20 | MP2A | Z | 47.377 | 2.5 |
| 21 | MP2A | Mx | .014 | 2.5 |
| 22 | MP2B | X | 25.753 | 2.5 |
| 23 | MP2B | Z | 44.606 | 2.5 |
| 24 | MP2B | Mx | .017 | 2.5 |
| 25 | MP2C | X | 19.998 | 2.5 |
| 26 | MP2C | Z | 34.638 | 2.5 |
| 27 | MP2C | Mx | -.02 | 2.5 |
| 28 | MP3A | X | 26.44 | 2 |
| 29 | MP3A | Z | 45.795 | 2 |
| 30 | MP3A | Mx | .013 | 2 |
| 31 | MP3B | X | 24.243 | 2 |
| 32 | MP3B | Z | 41.991 | 2 |
| 33 | MP3B | Mx | .016 | 2 |
| 34 | MP3C | X | 16.345 | 2 |
| 35 | MP3C | Z | 28.31 | 2 |
| 36 | MP3C | Mx | -.016 | 2 |
| 37 | MP5A | X | 25.838 | 4.5 |
| 38 | MP5A | Z | 44.752 | 4.5 |
| 39 | MP5A | Mx | -.013 | 4.5 |



Company :
 Designer :
 Job Number :
 Model Name :

July 2, 2023
 4:09 PM
 Checked By: _____

Member Point Loads (BLC 8 : Antenna Wo (150 Deg)) (Continued)

| | Member Label | Direction | Magnitude[lb.k-ft] | Location[ft.%] |
|----|--------------|-----------|--------------------|----------------|
| 40 | MP5B | X | 23.374 | 4.5 |
| 41 | MP5B | Z | 40.485 | 4.5 |
| 42 | MP5B | Mx | -.015 | 4.5 |
| 43 | MP5C | X | 14.513 | 4.5 |
| 44 | MP5C | Z | 25.137 | 4.5 |
| 45 | MP5C | Mx | .015 | 4.5 |
| 46 | MP2A | X | 45.428 | .75 |
| 47 | MP2A | Z | 78.684 | .75 |
| 48 | MP2A | Mx | .023 | .75 |
| 49 | MP2A | X | 45.428 | 5.25 |
| 50 | MP2A | Z | 78.684 | 5.25 |
| 51 | MP2A | Mx | .023 | 5.25 |
| 52 | MP2B | X | 40.502 | .75 |
| 53 | MP2B | Z | 70.152 | .75 |
| 54 | MP2B | Mx | -.062 | .75 |
| 55 | MP2B | X | 40.502 | 5.25 |
| 56 | MP2B | Z | 70.152 | 5.25 |
| 57 | MP2B | Mx | -.062 | 5.25 |
| 58 | MP2C | X | 22.786 | .75 |
| 59 | MP2C | Z | 39.467 | .75 |
| 60 | MP2C | Mx | .023 | .75 |
| 61 | MP2C | X | 22.786 | 5.25 |
| 62 | MP2C | Z | 39.467 | 5.25 |
| 63 | MP2C | Mx | .023 | 5.25 |
| 64 | MP2A | X | 45.428 | .75 |
| 65 | MP2A | Z | 78.684 | .75 |
| 66 | MP2A | Mx | -.069 | .75 |
| 67 | MP2A | X | 45.428 | 5.25 |
| 68 | MP2A | Z | 78.684 | 5.25 |
| 69 | MP2A | Mx | -.069 | 5.25 |
| 70 | MP2B | X | 40.502 | .75 |
| 71 | MP2B | Z | 70.152 | .75 |
| 72 | MP2B | Mx | .01 | .75 |
| 73 | MP2B | X | 40.502 | 5.25 |
| 74 | MP2B | Z | 70.152 | 5.25 |
| 75 | MP2B | Mx | .01 | 5.25 |
| 76 | MP2C | X | 22.786 | .75 |
| 77 | MP2C | Z | 39.467 | .75 |
| 78 | MP2C | Mx | .023 | .75 |
| 79 | MP2C | X | 22.786 | 5.25 |
| 80 | MP2C | Z | 39.467 | 5.25 |
| 81 | MP2C | Mx | .023 | 5.25 |
| 82 | MP3B | X | 59.228 | .25 |
| 83 | MP3B | Z | 102.586 | .25 |
| 84 | MP3B | Mx | -.038 | .25 |
| 85 | MP3B | X | 59.228 | 4.75 |
| 86 | MP3B | Z | 102.586 | 4.75 |
| 87 | MP3B | Mx | -.038 | 4.75 |
| 88 | MP3C | X | 39.978 | .25 |
| 89 | MP3C | Z | 69.244 | .25 |
| 90 | MP3C | Mx | .04 | .25 |
| 91 | MP3C | X | 39.978 | 4.75 |
| 92 | MP3C | Z | 69.244 | 4.75 |
| 93 | MP3C | Mx | .04 | 4.75 |
| 94 | MP3A | X | 73.286 | .25 |
| 95 | MP3A | Z | 126.934 | .25 |
| 96 | MP3A | Mx | -.037 | .25 |



Company :
 Designer :
 Job Number :
 Model Name :

July 2, 2023
 4:09 PM
 Checked By: _____

Member Point Loads (BLC 8 : Antenna Wo (150 Deg)) (Continued)

| | Member Label | Direction | Magnitude[lb.k-ft] | Location[ft.%] |
|-----|--------------|-----------|--------------------|----------------|
| 97 | MP3A | X | 73.286 | 4.75 |
| 98 | MP3A | Z | 126.934 | 4.75 |
| 99 | MP3A | Mx | -.037 | 4.75 |
| 100 | M57 | X | 60.956 | 1 |
| 101 | M57 | Z | 105.579 | 1 |
| 102 | M57 | Mx | 0 | 1 |
| 103 | MP2C | X | 5.599 | 6 |
| 104 | MP2C | Z | 9.698 | 6 |
| 105 | MP2C | Mx | -.006 | 6 |

Member Point Loads (BLC 9 : Antenna Wo (180 Deg))

| | Member Label | Direction | Magnitude[lb.k-ft] | Location[ft.%] |
|----|--------------|-----------|--------------------|----------------|
| 1 | MP1A | X | 0 | .25 |
| 2 | MP1A | Z | 75.378 | .25 |
| 3 | MP1A | Mx | 0 | .25 |
| 4 | MP1A | X | 0 | 1.75 |
| 5 | MP1A | Z | 75.378 | 1.75 |
| 6 | MP1A | Mx | 0 | 1.75 |
| 7 | MP1B | X | 0 | .25 |
| 8 | MP1B | Z | 31.74 | .25 |
| 9 | MP1B | Mx | -.015 | .25 |
| 10 | MP1B | X | 0 | 1.75 |
| 11 | MP1B | Z | 31.74 | 1.75 |
| 12 | MP1B | Mx | -.015 | 1.75 |
| 13 | MP1C | X | 0 | .25 |
| 14 | MP1C | Z | 38.314 | .25 |
| 15 | MP1C | Mx | .017 | .25 |
| 16 | MP1C | X | 0 | 1.75 |
| 17 | MP1C | Z | 38.314 | 1.75 |
| 18 | MP1C | Mx | .017 | 1.75 |
| 19 | MP2A | X | 0 | 2.5 |
| 20 | MP2A | Z | 59.61 | 2.5 |
| 21 | MP2A | Mx | 0 | 2.5 |
| 22 | MP2B | X | 0 | 2.5 |
| 23 | MP2B | Z | 42.291 | 2.5 |
| 24 | MP2B | Mx | .02 | 2.5 |
| 25 | MP2C | X | 0 | 2.5 |
| 26 | MP2C | Z | 44.9 | 2.5 |
| 27 | MP2C | Mx | -.019 | 2.5 |
| 28 | MP3A | X | 0 | 2 |
| 29 | MP3A | Z | 59.61 | 2 |
| 30 | MP3A | Mx | 0 | 2 |
| 31 | MP3B | X | 0 | 2 |
| 32 | MP3B | Z | 35.838 | 2 |
| 33 | MP3B | Mx | .017 | 2 |
| 34 | MP3C | X | 0 | 2 |
| 35 | MP3C | Z | 39.419 | 2 |
| 36 | MP3C | Mx | -.017 | 2 |
| 37 | MP5A | X | 0 | 4.5 |
| 38 | MP5A | Z | 59.225 | 4.5 |
| 39 | MP5A | Mx | 0 | 4.5 |
| 40 | MP5B | X | 0 | 4.5 |
| 41 | MP5B | Z | 32.559 | 4.5 |
| 42 | MP5B | Mx | -.015 | 4.5 |
| 43 | MP5C | X | 0 | 4.5 |
| 44 | MP5C | Z | 36.576 | 4.5 |



Company :
 Designer :
 Job Number :
 Model Name :

July 2, 2023
 4:09 PM
 Checked By: _____

Member Point Loads (BLC 9 : Antenna Wo (180 Deg)) (Continued)

| | Member Label | Direction | Magnitude[lb.k-ft] | Location[ft.%] |
|-----|--------------|-----------|--------------------|----------------|
| 45 | MP5C | Mx | .016 | 4.5 |
| 46 | MP2A | X | 0 | .75 |
| 47 | MP2A | Z | 105.952 | .75 |
| 48 | MP2A | Mx | .062 | .75 |
| 49 | MP2A | X | 0 | 5.25 |
| 50 | MP2A | Z | 105.952 | 5.25 |
| 51 | MP2A | Mx | .062 | 5.25 |
| 52 | MP2B | X | 0 | .75 |
| 53 | MP2B | Z | 52.636 | .75 |
| 54 | MP2B | Mx | -.035 | .75 |
| 55 | MP2B | X | 0 | 5.25 |
| 56 | MP2B | Z | 52.636 | 5.25 |
| 57 | MP2B | Mx | -.035 | 5.25 |
| 58 | MP2C | X | 0 | .75 |
| 59 | MP2C | Z | 60.667 | .75 |
| 60 | MP2C | Mx | .009 | .75 |
| 61 | MP2C | X | 0 | 5.25 |
| 62 | MP2C | Z | 60.667 | 5.25 |
| 63 | MP2C | Mx | .009 | 5.25 |
| 64 | MP2A | X | 0 | .75 |
| 65 | MP2A | Z | 105.952 | .75 |
| 66 | MP2A | Mx | -.062 | .75 |
| 67 | MP2A | X | 0 | 5.25 |
| 68 | MP2A | Z | 105.952 | 5.25 |
| 69 | MP2A | Mx | -.062 | 5.25 |
| 70 | MP2B | X | 0 | .75 |
| 71 | MP2B | Z | 52.636 | .75 |
| 72 | MP2B | Mx | -.014 | .75 |
| 73 | MP2B | X | 0 | 5.25 |
| 74 | MP2B | Z | 52.636 | 5.25 |
| 75 | MP2B | Mx | -.014 | 5.25 |
| 76 | MP2C | X | 0 | .75 |
| 77 | MP2C | Z | 60.667 | .75 |
| 78 | MP2C | Mx | .044 | .75 |
| 79 | MP2C | X | 0 | 5.25 |
| 80 | MP2C | Z | 60.667 | 5.25 |
| 81 | MP2C | Mx | .044 | 5.25 |
| 82 | MP3B | X | 0 | .25 |
| 83 | MP3B | Z | 87.631 | .25 |
| 84 | MP3B | Mx | -.041 | .25 |
| 85 | MP3B | X | 0 | 4.75 |
| 86 | MP3B | Z | 87.631 | 4.75 |
| 87 | MP3B | Mx | -.041 | 4.75 |
| 88 | MP3C | X | 0 | .25 |
| 89 | MP3C | Z | 96.358 | .25 |
| 90 | MP3C | Mx | .042 | .25 |
| 91 | MP3C | X | 0 | 4.75 |
| 92 | MP3C | Z | 96.358 | 4.75 |
| 93 | MP3C | Mx | .042 | 4.75 |
| 94 | MP3A | X | 0 | .25 |
| 95 | MP3A | Z | 163.446 | .25 |
| 96 | MP3A | Mx | 0 | .25 |
| 97 | MP3A | X | 0 | 4.75 |
| 98 | MP3A | Z | 163.446 | 4.75 |
| 99 | MP3A | Mx | 0 | 4.75 |
| 100 | M57 | X | 0 | 1 |
| 101 | M57 | Z | 114.605 | 1 |



Company :
 Designer :
 Job Number :
 Model Name :

July 2, 2023
 4:09 PM
 Checked By: _____

Member Point Loads (BLC 9 : Antenna Wo (180 Deg)) (Continued)

| | Member Label | Direction | Magnitude[lb.k-ft] | Location[ft.%] |
|-----|--------------|-----------|--------------------|----------------|
| 102 | M57 | Mx | 0 | 1 |
| 103 | MP2C | X | 0 | 6 |
| 104 | MP2C | Z | 17.628 | 6 |
| 105 | MP2C | Mx | -.008 | 6 |

Member Point Loads (BLC 10 : Antenna Wo (210 Deg))

| | Member Label | Direction | Magnitude[lb.k-ft] | Location[ft.%] |
|----|--------------|-----------|--------------------|----------------|
| 1 | MP1A | X | -31.512 | .25 |
| 2 | MP1A | Z | 54.58 | .25 |
| 3 | MP1A | Mx | .016 | .25 |
| 4 | MP1A | X | -31.512 | 1.75 |
| 5 | MP1A | Z | 54.58 | 1.75 |
| 6 | MP1A | Mx | .016 | 1.75 |
| 7 | MP1B | X | -13.725 | .25 |
| 8 | MP1B | Z | 23.772 | .25 |
| 9 | MP1B | Mx | -.014 | .25 |
| 10 | MP1B | X | -13.725 | 1.75 |
| 11 | MP1B | Z | 23.772 | 1.75 |
| 12 | MP1B | Mx | -.014 | 1.75 |
| 13 | MP1C | X | -31.512 | .25 |
| 14 | MP1C | Z | 54.58 | .25 |
| 15 | MP1C | Mx | .016 | .25 |
| 16 | MP1C | X | -31.512 | 1.75 |
| 17 | MP1C | Z | 54.58 | 1.75 |
| 18 | MP1C | Mx | .016 | 1.75 |
| 19 | MP2A | X | -27.353 | 2.5 |
| 20 | MP2A | Z | 47.377 | 2.5 |
| 21 | MP2A | Mx | -.014 | 2.5 |
| 22 | MP2B | X | -20.294 | 2.5 |
| 23 | MP2B | Z | 35.15 | 2.5 |
| 24 | MP2B | Mx | .02 | 2.5 |
| 25 | MP2C | X | -27.353 | 2.5 |
| 26 | MP2C | Z | 47.377 | 2.5 |
| 27 | MP2C | Mx | -.014 | 2.5 |
| 28 | MP3A | X | -26.44 | 2 |
| 29 | MP3A | Z | 45.795 | 2 |
| 30 | MP3A | Mx | -.013 | 2 |
| 31 | MP3B | X | -16.751 | 2 |
| 32 | MP3B | Z | 29.013 | 2 |
| 33 | MP3B | Mx | .016 | 2 |
| 34 | MP3C | X | -26.44 | 2 |
| 35 | MP3C | Z | 45.795 | 2 |
| 36 | MP3C | Mx | -.013 | 2 |
| 37 | MP5A | X | -25.838 | 4.5 |
| 38 | MP5A | Z | 44.752 | 4.5 |
| 39 | MP5A | Mx | .013 | 4.5 |
| 40 | MP5B | X | -14.968 | 4.5 |
| 41 | MP5B | Z | 25.926 | 4.5 |
| 42 | MP5B | Mx | -.015 | 4.5 |
| 43 | MP5C | X | -25.838 | 4.5 |
| 44 | MP5C | Z | 44.752 | 4.5 |
| 45 | MP5C | Mx | .013 | 4.5 |
| 46 | MP2A | X | -45.428 | .75 |
| 47 | MP2A | Z | 78.684 | .75 |
| 48 | MP2A | Mx | .069 | .75 |
| 49 | MP2A | X | -45.428 | 5.25 |



Company :
 Designer :
 Job Number :
 Model Name :

July 2, 2023
 4:09 PM
 Checked By: _____

Member Point Loads (BLC 10 : Antenna Wo (210 Deg)) (Continued)

| | Member Label | Direction | Magnitude[lb.k-ft] | Location[ft.%] |
|-----|--------------|-----------|--------------------|----------------|
| 50 | MP2A | Z | 78.684 | 5.25 |
| 51 | MP2A | Mx | .069 | 5.25 |
| 52 | MP2B | X | -23.697 | .75 |
| 53 | MP2B | Z | 41.044 | .75 |
| 54 | MP2B | Mx | -.019 | .75 |
| 55 | MP2B | X | -23.697 | 5.25 |
| 56 | MP2B | Z | 41.044 | 5.25 |
| 57 | MP2B | Mx | -.019 | 5.25 |
| 58 | MP2C | X | -45.428 | .75 |
| 59 | MP2C | Z | 78.684 | .75 |
| 60 | MP2C | Mx | -.023 | .75 |
| 61 | MP2C | X | -45.428 | 5.25 |
| 62 | MP2C | Z | 78.684 | 5.25 |
| 63 | MP2C | Mx | -.023 | 5.25 |
| 64 | MP2A | X | -45.428 | .75 |
| 65 | MP2A | Z | 78.684 | .75 |
| 66 | MP2A | Mx | -.023 | .75 |
| 67 | MP2A | X | -45.428 | 5.25 |
| 68 | MP2A | Z | 78.684 | 5.25 |
| 69 | MP2A | Mx | -.023 | 5.25 |
| 70 | MP2B | X | -23.697 | .75 |
| 71 | MP2B | Z | 41.044 | .75 |
| 72 | MP2B | Mx | -.028 | .75 |
| 73 | MP2B | X | -23.697 | 5.25 |
| 74 | MP2B | Z | 41.044 | 5.25 |
| 75 | MP2B | Mx | -.028 | 5.25 |
| 76 | MP2C | X | -45.428 | .75 |
| 77 | MP2C | Z | 78.684 | .75 |
| 78 | MP2C | Mx | .069 | .75 |
| 79 | MP2C | X | -45.428 | 5.25 |
| 80 | MP2C | Z | 78.684 | 5.25 |
| 81 | MP2C | Mx | .069 | 5.25 |
| 82 | MP3B | X | -40.967 | .25 |
| 83 | MP3B | Z | 70.957 | .25 |
| 84 | MP3B | Mx | -.04 | .25 |
| 85 | MP3B | X | -40.967 | 4.75 |
| 86 | MP3B | Z | 70.957 | 4.75 |
| 87 | MP3B | Mx | -.04 | 4.75 |
| 88 | MP3C | X | -64.581 | .25 |
| 89 | MP3C | Z | 111.857 | .25 |
| 90 | MP3C | Mx | .032 | .25 |
| 91 | MP3C | X | -64.581 | 4.75 |
| 92 | MP3C | Z | 111.857 | 4.75 |
| 93 | MP3C | Mx | .032 | 4.75 |
| 94 | MP3A | X | -73.286 | .25 |
| 95 | MP3A | Z | 126.934 | .25 |
| 96 | MP3A | Mx | .037 | .25 |
| 97 | MP3A | X | -73.286 | 4.75 |
| 98 | MP3A | Z | 126.934 | 4.75 |
| 99 | MP3A | Mx | .037 | 4.75 |
| 100 | M57 | X | -49.995 | 1 |
| 101 | M57 | Z | 86.595 | 1 |
| 102 | M57 | Mx | 0 | 1 |
| 103 | MP2C | X | -15.245 | 6 |
| 104 | MP2C | Z | 26.404 | 6 |
| 105 | MP2C | Mx | -.008 | 6 |



Company :
 Designer :
 Job Number :
 Model Name :

July 2, 2023
 4:09 PM
 Checked By: _____

Member Point Loads (BLC 11 : Antenna Wo (240 Deg))

| | Member Label | Direction | Magnitude[lb.k-ft] | Location[ft.%] |
|----|--------------|-----------|--------------------|----------------|
| 1 | MP1A | X | -33.181 | .25 |
| 2 | MP1A | Z | 19.157 | .25 |
| 3 | MP1A | Mx | .017 | .25 |
| 4 | MP1A | X | -33.181 | 1.75 |
| 5 | MP1A | Z | 19.157 | 1.75 |
| 6 | MP1A | Mx | .017 | 1.75 |
| 7 | MP1B | X | -40.164 | .25 |
| 8 | MP1B | Z | 23.189 | .25 |
| 9 | MP1B | Mx | -.018 | .25 |
| 10 | MP1B | X | -40.164 | 1.75 |
| 11 | MP1B | Z | 23.189 | 1.75 |
| 12 | MP1B | Mx | -.018 | 1.75 |
| 13 | MP1C | X | -65.279 | .25 |
| 14 | MP1C | Z | 37.689 | .25 |
| 15 | MP1C | Mx | 0 | .25 |
| 16 | MP1C | X | -65.279 | 1.75 |
| 17 | MP1C | Z | 37.689 | 1.75 |
| 18 | MP1C | Mx | 0 | 1.75 |
| 19 | MP2A | X | -38.884 | 2.5 |
| 20 | MP2A | Z | 22.45 | 2.5 |
| 21 | MP2A | Mx | -.019 | 2.5 |
| 22 | MP2B | X | -41.656 | 2.5 |
| 23 | MP2B | Z | 24.05 | 2.5 |
| 24 | MP2B | Mx | .018 | 2.5 |
| 25 | MP2C | X | -51.624 | 2.5 |
| 26 | MP2C | Z | 29.805 | 2.5 |
| 27 | MP2C | Mx | 0 | 2.5 |
| 28 | MP3A | X | -34.138 | 2 |
| 29 | MP3A | Z | 19.71 | 2 |
| 30 | MP3A | Mx | -.017 | 2 |
| 31 | MP3B | X | -37.942 | 2 |
| 32 | MP3B | Z | 21.906 | 2 |
| 33 | MP3B | Mx | .017 | 2 |
| 34 | MP3C | X | -51.624 | 2 |
| 35 | MP3C | Z | 29.805 | 2 |
| 36 | MP3C | Mx | 0 | 2 |
| 37 | MP5A | X | -31.676 | 4.5 |
| 38 | MP5A | Z | 18.288 | 4.5 |
| 39 | MP5A | Mx | .016 | 4.5 |
| 40 | MP5B | X | -35.943 | 4.5 |
| 41 | MP5B | Z | 20.752 | 4.5 |
| 42 | MP5B | Mx | -.016 | 4.5 |
| 43 | MP5C | X | -51.291 | 4.5 |
| 44 | MP5C | Z | 29.613 | 4.5 |
| 45 | MP5C | Mx | 0 | 4.5 |
| 46 | MP2A | X | -52.54 | .75 |
| 47 | MP2A | Z | 30.334 | .75 |
| 48 | MP2A | Mx | .044 | .75 |
| 49 | MP2A | X | -52.54 | 5.25 |
| 50 | MP2A | Z | 30.334 | 5.25 |
| 51 | MP2A | Mx | .044 | 5.25 |
| 52 | MP2B | X | -61.072 | .75 |
| 53 | MP2B | Z | 35.26 | .75 |
| 54 | MP2B | Mx | -.000569 | .75 |
| 55 | MP2B | X | -61.072 | 5.25 |
| 56 | MP2B | Z | 35.26 | 5.25 |
| 57 | MP2B | Mx | -.000569 | 5.25 |



Company :
 Designer :
 Job Number :
 Model Name :

July 2, 2023
 4:09 PM
 Checked By: _____

Member Point Loads (BLC 11 : Antenna Wo (240 Deg)) (Continued)

| | Member Label | Direction | Magnitude[lb.k-ft] | Location[ft.%] |
|-----|--------------|-----------|--------------------|----------------|
| 58 | MP2C | X | -91.757 | .75 |
| 59 | MP2C | Z | 52.976 | .75 |
| 60 | MP2C | Mx | -.062 | .75 |
| 61 | MP2C | X | -91.757 | 5.25 |
| 62 | MP2C | Z | 52.976 | 5.25 |
| 63 | MP2C | Mx | -.062 | 5.25 |
| 64 | MP2A | X | -52.54 | .75 |
| 65 | MP2A | Z | 30.334 | .75 |
| 66 | MP2A | Mx | .009 | .75 |
| 67 | MP2A | X | -52.54 | 5.25 |
| 68 | MP2A | Z | 30.334 | 5.25 |
| 69 | MP2A | Mx | .009 | 5.25 |
| 70 | MP2B | X | -61.072 | .75 |
| 71 | MP2B | Z | 35.26 | .75 |
| 72 | MP2B | Mx | -.053 | .75 |
| 73 | MP2B | X | -61.072 | 5.25 |
| 74 | MP2B | Z | 35.26 | 5.25 |
| 75 | MP2B | Mx | -.053 | 5.25 |
| 76 | MP2C | X | -91.757 | .75 |
| 77 | MP2C | Z | 52.976 | .75 |
| 78 | MP2C | Mx | .062 | .75 |
| 79 | MP2C | X | -91.757 | 5.25 |
| 80 | MP2C | Z | 52.976 | 5.25 |
| 81 | MP2C | Mx | .062 | 5.25 |
| 82 | MP3B | X | -92.72 | .25 |
| 83 | MP3B | Z | 53.532 | .25 |
| 84 | MP3B | Mx | -.041 | .25 |
| 85 | MP3B | X | -92.72 | 4.75 |
| 86 | MP3B | Z | 53.532 | 4.75 |
| 87 | MP3B | Mx | -.041 | 4.75 |
| 88 | MP3C | X | -126.062 | .25 |
| 89 | MP3C | Z | 72.782 | .25 |
| 90 | MP3C | Mx | 0 | .25 |
| 91 | MP3C | X | -126.062 | 4.75 |
| 92 | MP3C | Z | 72.782 | 4.75 |
| 93 | MP3C | Mx | 0 | 4.75 |
| 94 | MP3A | X | -97.706 | .25 |
| 95 | MP3A | Z | 56.41 | .25 |
| 96 | MP3A | Mx | .049 | .25 |
| 97 | MP3A | X | -97.706 | 4.75 |
| 98 | MP3A | Z | 56.41 | 4.75 |
| 99 | MP3A | Mx | .049 | 4.75 |
| 100 | M57 | X | -80.266 | 1 |
| 101 | M57 | Z | 46.342 | 1 |
| 102 | M57 | Mx | 0 | 1 |
| 103 | MP2C | X | -31.973 | 6 |
| 104 | MP2C | Z | 18.46 | 6 |
| 105 | MP2C | Mx | 0 | 6 |

Member Point Loads (BLC 12 : Antenna Wo (270 Deg))

| | Member Label | Direction | Magnitude[lb.k-ft] | Location[ft.%] |
|---|--------------|-----------|--------------------|----------------|
| 1 | MP1A | X | -25.959 | .25 |
| 2 | MP1A | Z | 0 | .25 |
| 3 | MP1A | Mx | .013 | .25 |
| 4 | MP1A | X | -25.959 | 1.75 |
| 5 | MP1A | Z | 0 | 1.75 |



Company :
 Designer :
 Job Number :
 Model Name :

July 2, 2023
 4:09 PM
 Checked By: _____

Member Point Loads (BLC 12 : Antenna Wo (270 Deg)) (Continued)

| | Member Label | Direction | Magnitude[lb.k-ft] | Location[ft.%] |
|----|--------------|-----------|--------------------|----------------|
| 6 | MP1A | Mx | .013 | 1.75 |
| 7 | MP1B | X | -69.597 | .25 |
| 8 | MP1B | Z | 0 | .25 |
| 9 | MP1B | Mx | -.012 | .25 |
| 10 | MP1B | X | -69.597 | 1.75 |
| 11 | MP1B | Z | 0 | 1.75 |
| 12 | MP1B | Mx | -.012 | 1.75 |
| 13 | MP1C | X | -63.023 | .25 |
| 14 | MP1C | Z | 0 | .25 |
| 15 | MP1C | Mx | -.016 | .25 |
| 16 | MP1C | X | -63.023 | 1.75 |
| 17 | MP1C | Z | 0 | 1.75 |
| 18 | MP1C | Mx | -.016 | 1.75 |
| 19 | MP2A | X | -39.996 | 2.5 |
| 20 | MP2A | Z | 0 | 2.5 |
| 21 | MP2A | Mx | -.02 | 2.5 |
| 22 | MP2B | X | -57.316 | 2.5 |
| 23 | MP2B | Z | 0 | 2.5 |
| 24 | MP2B | Mx | .01 | 2.5 |
| 25 | MP2C | X | -54.706 | 2.5 |
| 26 | MP2C | Z | 0 | 2.5 |
| 27 | MP2C | Mx | .014 | 2.5 |
| 28 | MP3A | X | -32.689 | 2 |
| 29 | MP3A | Z | 0 | 2 |
| 30 | MP3A | Mx | -.016 | 2 |
| 31 | MP3B | X | -56.461 | 2 |
| 32 | MP3B | Z | 0 | 2 |
| 33 | MP3B | Mx | .01 | 2 |
| 34 | MP3C | X | -52.88 | 2 |
| 35 | MP3C | Z | 0 | 2 |
| 36 | MP3C | Mx | .013 | 2 |
| 37 | MP5A | X | -29.026 | 4.5 |
| 38 | MP5A | Z | 0 | 4.5 |
| 39 | MP5A | Mx | .015 | 4.5 |
| 40 | MP5B | X | -55.693 | 4.5 |
| 41 | MP5B | Z | 0 | 4.5 |
| 42 | MP5B | Mx | -.01 | 4.5 |
| 43 | MP5C | X | -51.676 | 4.5 |
| 44 | MP5C | Z | 0 | 4.5 |
| 45 | MP5C | Mx | -.013 | 4.5 |
| 46 | MP2A | X | -45.573 | .75 |
| 47 | MP2A | Z | 0 | .75 |
| 48 | MP2A | Mx | .023 | .75 |
| 49 | MP2A | X | -45.573 | 5.25 |
| 50 | MP2A | Z | 0 | 5.25 |
| 51 | MP2A | Mx | .023 | 5.25 |
| 52 | MP2B | X | -98.889 | .75 |
| 53 | MP2B | Z | 0 | .75 |
| 54 | MP2B | Mx | .037 | .75 |
| 55 | MP2B | X | -98.889 | 5.25 |
| 56 | MP2B | Z | 0 | 5.25 |
| 57 | MP2B | Mx | .037 | 5.25 |
| 58 | MP2C | X | -90.857 | .75 |
| 59 | MP2C | Z | 0 | .75 |
| 60 | MP2C | Mx | -.069 | .75 |
| 61 | MP2C | X | -90.857 | 5.25 |
| 62 | MP2C | Z | 0 | 5.25 |



Company :
 Designer :
 Job Number :
 Model Name :

July 2, 2023
 4:09 PM
 Checked By: _____

Member Point Loads (BLC 12 : Antenna Wo (270 Deg)) (Continued)

| | Member Label | Direction | Magnitude[lb.k-ft] | Location[ft.%] |
|-----|--------------|-----------|--------------------|----------------|
| 63 | MP2C | Mx | -.069 | 5.25 |
| 64 | MP2A | X | -45.573 | .75 |
| 65 | MP2A | Z | 0 | .75 |
| 66 | MP2A | Mx | .023 | .75 |
| 67 | MP2A | X | -45.573 | 5.25 |
| 68 | MP2A | Z | 0 | 5.25 |
| 69 | MP2A | Mx | .023 | 5.25 |
| 70 | MP2B | X | -98.889 | .75 |
| 71 | MP2B | Z | 0 | .75 |
| 72 | MP2B | Mx | -.071 | .75 |
| 73 | MP2B | X | -98.889 | 5.25 |
| 74 | MP2B | Z | 0 | 5.25 |
| 75 | MP2B | Mx | -.071 | 5.25 |
| 76 | MP2C | X | -90.857 | .75 |
| 77 | MP2C | Z | 0 | .75 |
| 78 | MP2C | Mx | .023 | .75 |
| 79 | MP2C | X | -90.857 | 5.25 |
| 80 | MP2C | Z | 0 | 5.25 |
| 81 | MP2C | Mx | .023 | 5.25 |
| 82 | MP3B | X | -137.889 | .25 |
| 83 | MP3B | Z | 0 | .25 |
| 84 | MP3B | Mx | -.024 | .25 |
| 85 | MP3B | X | -137.889 | 4.75 |
| 86 | MP3B | Z | 0 | 4.75 |
| 87 | MP3B | Mx | -.024 | 4.75 |
| 88 | MP3C | X | -129.162 | .25 |
| 89 | MP3C | Z | 0 | .25 |
| 90 | MP3C | Mx | -.032 | .25 |
| 91 | MP3C | X | -129.162 | 4.75 |
| 92 | MP3C | Z | 0 | 4.75 |
| 93 | MP3C | Mx | -.032 | 4.75 |
| 94 | MP3A | X | -95.946 | .25 |
| 95 | MP3A | Z | 0 | .25 |
| 96 | MP3A | Mx | .048 | .25 |
| 97 | MP3A | X | -95.946 | 4.75 |
| 98 | MP3A | Z | 0 | 4.75 |
| 99 | MP3A | Mx | .048 | 4.75 |
| 100 | M57 | X | -99.991 | 1 |
| 101 | M57 | Z | 0 | 1 |
| 102 | M57 | Mx | 0 | 1 |
| 103 | MP2C | X | -30.489 | 6 |
| 104 | MP2C | Z | 0 | 6 |
| 105 | MP2C | Mx | .008 | 6 |

Member Point Loads (BLC 13 : Antenna Wo (300 Deg))

| | Member Label | Direction | Magnitude[lb.k-ft] | Location[ft.%] |
|----|--------------|-----------|--------------------|----------------|
| 1 | MP1A | X | -33.181 | .25 |
| 2 | MP1A | Z | -19.157 | .25 |
| 3 | MP1A | Mx | .017 | .25 |
| 4 | MP1A | X | -33.181 | 1.75 |
| 5 | MP1A | Z | -19.157 | 1.75 |
| 6 | MP1A | Mx | .017 | 1.75 |
| 7 | MP1B | X | -63.988 | .25 |
| 8 | MP1B | Z | -36.944 | .25 |
| 9 | MP1B | Mx | .006 | .25 |
| 10 | MP1B | X | -63.988 | 1.75 |



Company :
 Designer :
 Job Number :
 Model Name :

July 2, 2023
 4:09 PM
 Checked By: _____

Member Point Loads (BLC 13 : Antenna Wo (300 Deg)) (Continued)

| | Member Label | Direction | Magnitude[lb.k-ft] | Location[ft.%] |
|----|--------------|-----------|--------------------|----------------|
| 11 | MP1B | Z | -36.944 | 1.75 |
| 12 | MP1B | Mx | .006 | 1.75 |
| 13 | MP1C | X | -33.181 | .25 |
| 14 | MP1C | Z | -19.157 | .25 |
| 15 | MP1C | Mx | -.017 | .25 |
| 16 | MP1C | X | -33.181 | 1.75 |
| 17 | MP1C | Z | -19.157 | 1.75 |
| 18 | MP1C | Mx | -.017 | 1.75 |
| 19 | MP2A | X | -38.884 | 2.5 |
| 20 | MP2A | Z | -22.45 | 2.5 |
| 21 | MP2A | Mx | -.019 | 2.5 |
| 22 | MP2B | X | -51.111 | 2.5 |
| 23 | MP2B | Z | -29.509 | 2.5 |
| 24 | MP2B | Mx | -.005 | 2.5 |
| 25 | MP2C | X | -38.884 | 2.5 |
| 26 | MP2C | Z | -22.45 | 2.5 |
| 27 | MP2C | Mx | .019 | 2.5 |
| 28 | MP3A | X | -34.138 | 2 |
| 29 | MP3A | Z | -19.71 | 2 |
| 30 | MP3A | Mx | -.017 | 2 |
| 31 | MP3B | X | -50.921 | 2 |
| 32 | MP3B | Z | -29.399 | 2 |
| 33 | MP3B | Mx | -.005 | 2 |
| 34 | MP3C | X | -34.138 | 2 |
| 35 | MP3C | Z | -19.71 | 2 |
| 36 | MP3C | Mx | .017 | 2 |
| 37 | MP5A | X | -31.676 | 4.5 |
| 38 | MP5A | Z | -18.288 | 4.5 |
| 39 | MP5A | Mx | .016 | 4.5 |
| 40 | MP5B | X | -50.502 | 4.5 |
| 41 | MP5B | Z | -29.157 | 4.5 |
| 42 | MP5B | Mx | .005 | 4.5 |
| 43 | MP5C | X | -31.676 | 4.5 |
| 44 | MP5C | Z | -18.288 | 4.5 |
| 45 | MP5C | Mx | -.016 | 4.5 |
| 46 | MP2A | X | -52.54 | .75 |
| 47 | MP2A | Z | -30.334 | .75 |
| 48 | MP2A | Mx | .009 | .75 |
| 49 | MP2A | X | -52.54 | 5.25 |
| 50 | MP2A | Z | -30.334 | 5.25 |
| 51 | MP2A | Mx | .009 | 5.25 |
| 52 | MP2B | X | -90.18 | .75 |
| 53 | MP2B | Z | -52.066 | .75 |
| 54 | MP2B | Mx | .069 | .75 |
| 55 | MP2B | X | -90.18 | 5.25 |
| 56 | MP2B | Z | -52.066 | 5.25 |
| 57 | MP2B | Mx | .069 | 5.25 |
| 58 | MP2C | X | -52.54 | .75 |
| 59 | MP2C | Z | -30.334 | .75 |
| 60 | MP2C | Mx | -.044 | .75 |
| 61 | MP2C | X | -52.54 | 5.25 |
| 62 | MP2C | Z | -30.334 | 5.25 |
| 63 | MP2C | Mx | -.044 | 5.25 |
| 64 | MP2A | X | -52.54 | .75 |
| 65 | MP2A | Z | -30.334 | .75 |
| 66 | MP2A | Mx | .044 | .75 |
| 67 | MP2A | X | -52.54 | 5.25 |



Company :
 Designer :
 Job Number :
 Model Name :

July 2, 2023
 4:09 PM
 Checked By: _____

Member Point Loads (BLC 13 : Antenna Wo (300 Deg)) (Continued)

| | Member Label | Direction | Magnitude[lb.k-ft] | Location[ft.%] |
|-----|--------------|-----------|--------------------|----------------|
| 68 | MP2A | Z | -30.334 | 5.25 |
| 69 | MP2A | Mx | .044 | 5.25 |
| 70 | MP2B | X | -90.18 | .75 |
| 71 | MP2B | Z | -52.066 | .75 |
| 72 | MP2B | Mx | -.051 | .75 |
| 73 | MP2B | X | -90.18 | 5.25 |
| 74 | MP2B | Z | -52.066 | 5.25 |
| 75 | MP2B | Mx | -.051 | 5.25 |
| 76 | MP2C | X | -52.54 | .75 |
| 77 | MP2C | Z | -30.334 | .75 |
| 78 | MP2C | Mx | -.009 | .75 |
| 79 | MP2C | X | -52.54 | 5.25 |
| 80 | MP2C | Z | -30.334 | 5.25 |
| 81 | MP2C | Mx | -.009 | 5.25 |
| 82 | MP3B | X | -124.348 | .25 |
| 83 | MP3B | Z | -71.793 | .25 |
| 84 | MP3B | Mx | .012 | .25 |
| 85 | MP3B | X | -124.348 | 4.75 |
| 86 | MP3B | Z | -71.793 | 4.75 |
| 87 | MP3B | Mx | .012 | 4.75 |
| 88 | MP3C | X | -83.448 | .25 |
| 89 | MP3C | Z | -48.179 | .25 |
| 90 | MP3C | Mx | -.042 | .25 |
| 91 | MP3C | X | -83.448 | 4.75 |
| 92 | MP3C | Z | -48.179 | 4.75 |
| 93 | MP3C | Mx | -.042 | 4.75 |
| 94 | MP3A | X | -97.706 | .25 |
| 95 | MP3A | Z | -56.41 | .25 |
| 96 | MP3A | Mx | .049 | .25 |
| 97 | MP3A | X | -97.706 | 4.75 |
| 98 | MP3A | Z | -56.41 | 4.75 |
| 99 | MP3A | Mx | .049 | 4.75 |
| 100 | M57 | X | -99.251 | 1 |
| 101 | M57 | Z | -57.302 | 1 |
| 102 | M57 | Mx | 0 | 1 |
| 103 | MP2C | X | -15.267 | 6 |
| 104 | MP2C | Z | -8.814 | 6 |
| 105 | MP2C | Mx | .008 | 6 |

Member Point Loads (BLC 14 : Antenna Wo (330 Deg))

| | Member Label | Direction | Magnitude[lb.k-ft] | Location[ft.%] |
|----|--------------|-----------|--------------------|----------------|
| 1 | MP1A | X | -31.512 | .25 |
| 2 | MP1A | Z | -54.58 | .25 |
| 3 | MP1A | Mx | .016 | .25 |
| 4 | MP1A | X | -31.512 | 1.75 |
| 5 | MP1A | Z | -54.58 | 1.75 |
| 6 | MP1A | Mx | .016 | 1.75 |
| 7 | MP1B | X | -27.48 | .25 |
| 8 | MP1B | Z | -47.596 | .25 |
| 9 | MP1B | Mx | .018 | .25 |
| 10 | MP1B | X | -27.48 | 1.75 |
| 11 | MP1B | Z | -47.596 | 1.75 |
| 12 | MP1B | Mx | .018 | 1.75 |
| 13 | MP1C | X | -12.98 | .25 |
| 14 | MP1C | Z | -22.481 | .25 |
| 15 | MP1C | Mx | -.013 | .25 |



Company :
 Designer :
 Job Number :
 Model Name :

July 2, 2023
 4:09 PM
 Checked By: _____

Member Point Loads (BLC 14 : Antenna Wo (330 Deg)) (Continued)

| | Member Label | Direction | Magnitude[lb.k-ft] | Location[ft.%] |
|----|--------------|-----------|--------------------|----------------|
| 16 | MP1C | X | -12.98 | 1.75 |
| 17 | MP1C | Z | -22.481 | 1.75 |
| 18 | MP1C | Mx | -.013 | 1.75 |
| 19 | MP2A | X | -27.353 | 2.5 |
| 20 | MP2A | Z | -47.377 | 2.5 |
| 21 | MP2A | Mx | -.014 | 2.5 |
| 22 | MP2B | X | -25.753 | 2.5 |
| 23 | MP2B | Z | -44.606 | 2.5 |
| 24 | MP2B | Mx | -.017 | 2.5 |
| 25 | MP2C | X | -19.998 | 2.5 |
| 26 | MP2C | Z | -34.638 | 2.5 |
| 27 | MP2C | Mx | .02 | 2.5 |
| 28 | MP3A | X | -26.44 | 2 |
| 29 | MP3A | Z | -45.795 | 2 |
| 30 | MP3A | Mx | -.013 | 2 |
| 31 | MP3B | X | -24.243 | 2 |
| 32 | MP3B | Z | -41.991 | 2 |
| 33 | MP3B | Mx | -.016 | 2 |
| 34 | MP3C | X | -16.345 | 2 |
| 35 | MP3C | Z | -28.31 | 2 |
| 36 | MP3C | Mx | .016 | 2 |
| 37 | MP5A | X | -25.838 | 4.5 |
| 38 | MP5A | Z | -44.752 | 4.5 |
| 39 | MP5A | Mx | .013 | 4.5 |
| 40 | MP5B | X | -23.374 | 4.5 |
| 41 | MP5B | Z | -40.485 | 4.5 |
| 42 | MP5B | Mx | .015 | 4.5 |
| 43 | MP5C | X | -14.513 | 4.5 |
| 44 | MP5C | Z | -25.137 | 4.5 |
| 45 | MP5C | Mx | -.015 | 4.5 |
| 46 | MP2A | X | -45.428 | .75 |
| 47 | MP2A | Z | -78.684 | .75 |
| 48 | MP2A | Mx | -.023 | .75 |
| 49 | MP2A | X | -45.428 | 5.25 |
| 50 | MP2A | Z | -78.684 | 5.25 |
| 51 | MP2A | Mx | -.023 | 5.25 |
| 52 | MP2B | X | -40.502 | .75 |
| 53 | MP2B | Z | -70.152 | .75 |
| 54 | MP2B | Mx | .062 | .75 |
| 55 | MP2B | X | -40.502 | 5.25 |
| 56 | MP2B | Z | -70.152 | 5.25 |
| 57 | MP2B | Mx | .062 | 5.25 |
| 58 | MP2C | X | -22.786 | .75 |
| 59 | MP2C | Z | -39.467 | .75 |
| 60 | MP2C | Mx | -.023 | .75 |
| 61 | MP2C | X | -22.786 | 5.25 |
| 62 | MP2C | Z | -39.467 | 5.25 |
| 63 | MP2C | Mx | -.023 | 5.25 |
| 64 | MP2A | X | -45.428 | .75 |
| 65 | MP2A | Z | -78.684 | .75 |
| 66 | MP2A | Mx | .069 | .75 |
| 67 | MP2A | X | -45.428 | 5.25 |
| 68 | MP2A | Z | -78.684 | 5.25 |
| 69 | MP2A | Mx | .069 | 5.25 |
| 70 | MP2B | X | -40.502 | .75 |
| 71 | MP2B | Z | -70.152 | .75 |
| 72 | MP2B | Mx | -.01 | .75 |



Company :
 Designer :
 Job Number :
 Model Name :

July 2, 2023
 4:09 PM
 Checked By: _____

Member Point Loads (BLC 14 : Antenna Wo (330 Deg)) (Continued)

| | Member Label | Direction | Magnitude[lb.k-ft] | Location[ft.%] |
|-----|--------------|-----------|--------------------|----------------|
| 73 | MP2B | X | -40.502 | 5.25 |
| 74 | MP2B | Z | -70.152 | 5.25 |
| 75 | MP2B | Mx | -.01 | 5.25 |
| 76 | MP2C | X | -22.786 | .75 |
| 77 | MP2C | Z | -39.467 | .75 |
| 78 | MP2C | Mx | -.023 | .75 |
| 79 | MP2C | X | -22.786 | 5.25 |
| 80 | MP2C | Z | -39.467 | 5.25 |
| 81 | MP2C | Mx | -.023 | 5.25 |
| 82 | MP3B | X | -59.228 | .25 |
| 83 | MP3B | Z | -102.586 | .25 |
| 84 | MP3B | Mx | .038 | .25 |
| 85 | MP3B | X | -59.228 | 4.75 |
| 86 | MP3B | Z | -102.586 | 4.75 |
| 87 | MP3B | Mx | .038 | 4.75 |
| 88 | MP3C | X | -39.978 | .25 |
| 89 | MP3C | Z | -69.244 | .25 |
| 90 | MP3C | Mx | -.04 | .25 |
| 91 | MP3C | X | -39.978 | 4.75 |
| 92 | MP3C | Z | -69.244 | 4.75 |
| 93 | MP3C | Mx | -.04 | 4.75 |
| 94 | MP3A | X | -73.286 | .25 |
| 95 | MP3A | Z | -126.934 | .25 |
| 96 | MP3A | Mx | .037 | .25 |
| 97 | MP3A | X | -73.286 | 4.75 |
| 98 | MP3A | Z | -126.934 | 4.75 |
| 99 | MP3A | Mx | .037 | 4.75 |
| 100 | M57 | X | -60.956 | 1 |
| 101 | M57 | Z | -105.579 | 1 |
| 102 | M57 | Mx | 0 | 1 |
| 103 | MP2C | X | -5.599 | 6 |
| 104 | MP2C | Z | -9.698 | 6 |
| 105 | MP2C | Mx | .006 | 6 |

Member Point Loads (BLC 15 : Antenna Wi (0 Deg))

| | Member Label | Direction | Magnitude[lb.k-ft] | Location[ft.%] |
|----|--------------|-----------|--------------------|----------------|
| 1 | MP1A | X | 0 | .25 |
| 2 | MP1A | Z | -19.692 | .25 |
| 3 | MP1A | Mx | 0 | .25 |
| 4 | MP1A | X | 0 | 1.75 |
| 5 | MP1A | Z | -19.692 | 1.75 |
| 6 | MP1A | Mx | 0 | 1.75 |
| 7 | MP1B | X | 0 | .25 |
| 8 | MP1B | Z | -10.005 | .25 |
| 9 | MP1B | Mx | .005 | .25 |
| 10 | MP1B | X | 0 | 1.75 |
| 11 | MP1B | Z | -10.005 | 1.75 |
| 12 | MP1B | Mx | .005 | 1.75 |
| 13 | MP1C | X | 0 | .25 |
| 14 | MP1C | Z | -11.464 | .25 |
| 15 | MP1C | Mx | -.005 | .25 |
| 16 | MP1C | X | 0 | 1.75 |
| 17 | MP1C | Z | -11.464 | 1.75 |
| 18 | MP1C | Mx | -.005 | 1.75 |
| 19 | MP2A | X | 0 | 2.5 |
| 20 | MP2A | Z | -17.027 | 2.5 |



Company :
 Designer :
 Job Number :
 Model Name :

July 2, 2023
 4:09 PM
 Checked By: _____

Member Point Loads (BLC 15 : Antenna Wi (0 Deg)) (Continued)

| | Member Label | Direction | Magnitude[lb.k-ft] | Location[ft.%] |
|----|--------------|-----------|--------------------|----------------|
| 21 | MP2A | Mx | 0 | 2.5 |
| 22 | MP2B | X | 0 | 2.5 |
| 23 | MP2B | Z | -12.641 | 2.5 |
| 24 | MP2B | Mx | -.006 | 2.5 |
| 25 | MP2C | X | 0 | 2.5 |
| 26 | MP2C | Z | -13.301 | 2.5 |
| 27 | MP2C | Mx | .006 | 2.5 |
| 28 | MP3A | X | 0 | 2 |
| 29 | MP3A | Z | -17.027 | 2 |
| 30 | MP3A | Mx | 0 | 2 |
| 31 | MP3B | X | 0 | 2 |
| 32 | MP3B | Z | -10.974 | 2 |
| 33 | MP3B | Mx | -.005 | 2 |
| 34 | MP3C | X | 0 | 2 |
| 35 | MP3C | Z | -11.886 | 2 |
| 36 | MP3C | Mx | .005 | 2 |
| 37 | MP5A | X | 0 | 4.5 |
| 38 | MP5A | Z | -14.39 | 4.5 |
| 39 | MP5A | Mx | 0 | 4.5 |
| 40 | MP5B | X | 0 | 4.5 |
| 41 | MP5B | Z | -8.848 | 4.5 |
| 42 | MP5B | Mx | .004 | 4.5 |
| 43 | MP5C | X | 0 | 4.5 |
| 44 | MP5C | Z | -9.683 | 4.5 |
| 45 | MP5C | Mx | -.004 | 4.5 |
| 46 | MP2A | X | 0 | .75 |
| 47 | MP2A | Z | -33.073 | .75 |
| 48 | MP2A | Mx | -.019 | .75 |
| 49 | MP2A | X | 0 | 5.25 |
| 50 | MP2A | Z | -33.073 | 5.25 |
| 51 | MP2A | Mx | -.019 | 5.25 |
| 52 | MP2B | X | 0 | .75 |
| 53 | MP2B | Z | -24.378 | .75 |
| 54 | MP2B | Mx | .016 | .75 |
| 55 | MP2B | X | 0 | 5.25 |
| 56 | MP2B | Z | -24.378 | 5.25 |
| 57 | MP2B | Mx | .016 | 5.25 |
| 58 | MP2C | X | 0 | .75 |
| 59 | MP2C | Z | -25.688 | .75 |
| 60 | MP2C | Mx | -.004 | .75 |
| 61 | MP2C | X | 0 | 5.25 |
| 62 | MP2C | Z | -25.688 | 5.25 |
| 63 | MP2C | Mx | -.004 | 5.25 |
| 64 | MP2A | X | 0 | .75 |
| 65 | MP2A | Z | -33.073 | .75 |
| 66 | MP2A | Mx | .019 | .75 |
| 67 | MP2A | X | 0 | 5.25 |
| 68 | MP2A | Z | -33.073 | 5.25 |
| 69 | MP2A | Mx | .019 | 5.25 |
| 70 | MP2B | X | 0 | .75 |
| 71 | MP2B | Z | -24.378 | .75 |
| 72 | MP2B | Mx | .007 | .75 |
| 73 | MP2B | X | 0 | 5.25 |
| 74 | MP2B | Z | -24.378 | 5.25 |
| 75 | MP2B | Mx | .007 | 5.25 |
| 76 | MP2C | X | 0 | .75 |
| 77 | MP2C | Z | -25.688 | .75 |



Company :
 Designer :
 Job Number :
 Model Name :

July 2, 2023
 4:09 PM
 Checked By: _____

Member Point Loads (BLC 15 : Antenna Wi (0 Deg)) (Continued)

| | Member Label | Direction | Magnitude[lb.k-ft] | Location[ft.%] |
|-----|--------------|-----------|--------------------|----------------|
| 78 | MP2C | Mx | -.019 | .75 |
| 79 | MP2C | X | 0 | 5.25 |
| 80 | MP2C | Z | -25.688 | 5.25 |
| 81 | MP2C | Mx | -.019 | 5.25 |
| 82 | MP3B | X | 0 | .25 |
| 83 | MP3B | Z | -20.038 | .25 |
| 84 | MP3B | Mx | .009 | .25 |
| 85 | MP3B | X | 0 | 4.75 |
| 86 | MP3B | Z | -20.038 | 4.75 |
| 87 | MP3B | Mx | .009 | 4.75 |
| 88 | MP3C | X | 0 | .25 |
| 89 | MP3C | Z | -21.669 | .25 |
| 90 | MP3C | Mx | -.009 | .25 |
| 91 | MP3C | X | 0 | 4.75 |
| 92 | MP3C | Z | -21.669 | 4.75 |
| 93 | MP3C | Mx | -.009 | 4.75 |
| 94 | MP3A | X | 0 | .25 |
| 95 | MP3A | Z | -34.362 | .25 |
| 96 | MP3A | Mx | 0 | .25 |
| 97 | MP3A | X | 0 | 4.75 |
| 98 | MP3A | Z | -34.362 | 4.75 |
| 99 | MP3A | Mx | 0 | 4.75 |
| 100 | M57 | X | 0 | 1 |
| 101 | M57 | Z | -32.4 | 1 |
| 102 | M57 | Mx | 0 | 1 |
| 103 | MP2C | X | 0 | 6 |
| 104 | MP2C | Z | -5.388 | 6 |
| 105 | MP2C | Mx | .002 | 6 |

Member Point Loads (BLC 16 : Antenna Wi (30 Deg))

| | Member Label | Direction | Magnitude[lb.k-ft] | Location[ft.%] |
|----|--------------|-----------|--------------------|----------------|
| 1 | MP1A | X | 8.475 | .25 |
| 2 | MP1A | Z | -14.678 | .25 |
| 3 | MP1A | Mx | -.004 | .25 |
| 4 | MP1A | X | 8.475 | 1.75 |
| 5 | MP1A | Z | -14.678 | 1.75 |
| 6 | MP1A | Mx | -.004 | 1.75 |
| 7 | MP1B | X | 4.526 | .25 |
| 8 | MP1B | Z | -7.84 | .25 |
| 9 | MP1B | Mx | .004 | .25 |
| 10 | MP1B | X | 4.526 | 1.75 |
| 11 | MP1B | Z | -7.84 | 1.75 |
| 12 | MP1B | Mx | .004 | 1.75 |
| 13 | MP1C | X | 8.475 | .25 |
| 14 | MP1C | Z | -14.678 | .25 |
| 15 | MP1C | Mx | -.004 | .25 |
| 16 | MP1C | X | 8.475 | 1.75 |
| 17 | MP1C | Z | -14.678 | 1.75 |
| 18 | MP1C | Mx | -.004 | 1.75 |
| 19 | MP2A | X | 7.893 | 2.5 |
| 20 | MP2A | Z | -13.67 | 2.5 |
| 21 | MP2A | Mx | .004 | 2.5 |
| 22 | MP2B | X | 6.105 | 2.5 |
| 23 | MP2B | Z | -10.574 | 2.5 |
| 24 | MP2B | Mx | -.006 | 2.5 |
| 25 | MP2C | X | 7.893 | 2.5 |



Company :
 Designer :
 Job Number :
 Model Name :

July 2, 2023
 4:09 PM
 Checked By: _____

Member Point Loads (BLC 16 : Antenna Wi (30 Deg)) (Continued)

| | Member Label | Direction | Magnitude[lb.k-ft] | Location[ft.%] |
|----|--------------|-----------|--------------------|----------------|
| 26 | MP2C | Z | -13.67 | 2.5 |
| 27 | MP2C | Mx | .004 | 2.5 |
| 28 | MP3A | X | 7.657 | 2 |
| 29 | MP3A | Z | -13.262 | 2 |
| 30 | MP3A | Mx | .004 | 2 |
| 31 | MP3B | X | 5.189 | 2 |
| 32 | MP3B | Z | -8.988 | 2 |
| 33 | MP3B | Mx | -.005 | 2 |
| 34 | MP3C | X | 7.657 | 2 |
| 35 | MP3C | Z | -13.262 | 2 |
| 36 | MP3C | Mx | .004 | 2 |
| 37 | MP5A | X | 6.41 | 4.5 |
| 38 | MP5A | Z | -11.103 | 4.5 |
| 39 | MP5A | Mx | -.003 | 4.5 |
| 40 | MP5B | X | 4.151 | 4.5 |
| 41 | MP5B | Z | -7.191 | 4.5 |
| 42 | MP5B | Mx | .004 | 4.5 |
| 43 | MP5C | X | 6.41 | 4.5 |
| 44 | MP5C | Z | -11.103 | 4.5 |
| 45 | MP5C | Mx | -.003 | 4.5 |
| 46 | MP2A | X | 15.306 | .75 |
| 47 | MP2A | Z | -26.51 | .75 |
| 48 | MP2A | Mx | -.023 | .75 |
| 49 | MP2A | X | 15.306 | 5.25 |
| 50 | MP2A | Z | -26.51 | 5.25 |
| 51 | MP2A | Mx | -.023 | 5.25 |
| 52 | MP2B | X | 11.762 | .75 |
| 53 | MP2B | Z | -20.372 | .75 |
| 54 | MP2B | Mx | .009 | .75 |
| 55 | MP2B | X | 11.762 | 5.25 |
| 56 | MP2B | Z | -20.372 | 5.25 |
| 57 | MP2B | Mx | .009 | 5.25 |
| 58 | MP2C | X | 15.306 | .75 |
| 59 | MP2C | Z | -26.51 | .75 |
| 60 | MP2C | Mx | .008 | .75 |
| 61 | MP2C | X | 15.306 | 5.25 |
| 62 | MP2C | Z | -26.51 | 5.25 |
| 63 | MP2C | Mx | .008 | 5.25 |
| 64 | MP2A | X | 15.306 | .75 |
| 65 | MP2A | Z | -26.51 | .75 |
| 66 | MP2A | Mx | .008 | .75 |
| 67 | MP2A | X | 15.306 | 5.25 |
| 68 | MP2A | Z | -26.51 | 5.25 |
| 69 | MP2A | Mx | .008 | 5.25 |
| 70 | MP2B | X | 11.762 | .75 |
| 71 | MP2B | Z | -20.372 | .75 |
| 72 | MP2B | Mx | .014 | .75 |
| 73 | MP2B | X | 11.762 | 5.25 |
| 74 | MP2B | Z | -20.372 | 5.25 |
| 75 | MP2B | Mx | .014 | 5.25 |
| 76 | MP2C | X | 15.306 | .75 |
| 77 | MP2C | Z | -26.51 | .75 |
| 78 | MP2C | Mx | -.023 | .75 |
| 79 | MP2C | X | 15.306 | 5.25 |
| 80 | MP2C | Z | -26.51 | 5.25 |
| 81 | MP2C | Mx | -.023 | 5.25 |
| 82 | MP3B | X | 9.486 | .25 |



Company :
 Designer :
 Job Number :
 Model Name :

July 2, 2023
 4:09 PM
 Checked By: _____

Member Point Loads (BLC 16 : Antenna Wi (30 Deg)) (Continued)

| | Member Label | Direction | Magnitude[lb.k-ft] | Location[ft.%] |
|-----|--------------|-----------|--------------------|----------------|
| 83 | MP3B | Z | -16.431 | .25 |
| 84 | MP3B | Mx | .009 | .25 |
| 85 | MP3B | X | 9.486 | 4.75 |
| 86 | MP3B | Z | -16.431 | 4.75 |
| 87 | MP3B | Mx | .009 | 4.75 |
| 88 | MP3C | X | 13.9 | .25 |
| 89 | MP3C | Z | -24.075 | .25 |
| 90 | MP3C | Mx | -.007 | .25 |
| 91 | MP3C | X | 13.9 | 4.75 |
| 92 | MP3C | Z | -24.075 | 4.75 |
| 93 | MP3C | Mx | -.007 | 4.75 |
| 94 | MP3A | X | 15.612 | .25 |
| 95 | MP3A | Z | -27.041 | .25 |
| 96 | MP3A | Mx | -.008 | .25 |
| 97 | MP3A | X | 15.612 | 4.75 |
| 98 | MP3A | Z | -27.041 | 4.75 |
| 99 | MP3A | Mx | -.008 | 4.75 |
| 100 | M57 | X | 14.404 | 1 |
| 101 | M57 | Z | -24.948 | 1 |
| 102 | M57 | Mx | 0 | 1 |
| 103 | MP2C | X | 4.111 | 6 |
| 104 | MP2C | Z | -7.12 | 6 |
| 105 | MP2C | Mx | .002 | 6 |

Member Point Loads (BLC 17 : Antenna Wi (60 Deg))

| | Member Label | Direction | Magnitude[lb.k-ft] | Location[ft.%] |
|----|--------------|-----------|--------------------|----------------|
| 1 | MP1A | X | 9.928 | .25 |
| 2 | MP1A | Z | -5.732 | .25 |
| 3 | MP1A | Mx | -.005 | .25 |
| 4 | MP1A | X | 9.928 | 1.75 |
| 5 | MP1A | Z | -5.732 | 1.75 |
| 6 | MP1A | Mx | -.005 | 1.75 |
| 7 | MP1B | X | 11.479 | .25 |
| 8 | MP1B | Z | -6.627 | .25 |
| 9 | MP1B | Mx | .005 | .25 |
| 10 | MP1B | X | 11.479 | 1.75 |
| 11 | MP1B | Z | -6.627 | 1.75 |
| 12 | MP1B | Mx | .005 | 1.75 |
| 13 | MP1C | X | 17.053 | .25 |
| 14 | MP1C | Z | -9.846 | .25 |
| 15 | MP1C | Mx | 0 | .25 |
| 16 | MP1C | X | 17.053 | 1.75 |
| 17 | MP1C | Z | -9.846 | 1.75 |
| 18 | MP1C | Mx | 0 | 1.75 |
| 19 | MP2A | X | 11.519 | 2.5 |
| 20 | MP2A | Z | -6.651 | 2.5 |
| 21 | MP2A | Mx | .006 | 2.5 |
| 22 | MP2B | X | 12.221 | 2.5 |
| 23 | MP2B | Z | -7.056 | 2.5 |
| 24 | MP2B | Mx | -.005 | 2.5 |
| 25 | MP2C | X | 14.746 | 2.5 |
| 26 | MP2C | Z | -8.513 | 2.5 |
| 27 | MP2C | Mx | 0 | 2.5 |
| 28 | MP3A | X | 10.293 | 2 |
| 29 | MP3A | Z | -5.943 | 2 |
| 30 | MP3A | Mx | .005 | 2 |



Company :
 Designer :
 Job Number :
 Model Name :

July 2, 2023
 4:09 PM
 Checked By: _____

Member Point Loads (BLC 17 : Antenna Wi (60 Deg)) (Continued)

| | Member Label | Direction | Magnitude[lb.k-ft] | Location[ft.%] |
|----|--------------|-----------|--------------------|----------------|
| 31 | MP3B | X | 11.262 | 2 |
| 32 | MP3B | Z | -6.502 | 2 |
| 33 | MP3B | Mx | -.005 | 2 |
| 34 | MP3C | X | 14.746 | 2 |
| 35 | MP3C | Z | -8.513 | 2 |
| 36 | MP3C | Mx | 0 | 2 |
| 37 | MP5A | X | 8.385 | 4.5 |
| 38 | MP5A | Z | -4.841 | 4.5 |
| 39 | MP5A | Mx | -.004 | 4.5 |
| 40 | MP5B | X | 9.272 | 4.5 |
| 41 | MP5B | Z | -5.353 | 4.5 |
| 42 | MP5B | Mx | .004 | 4.5 |
| 43 | MP5C | X | 12.462 | 4.5 |
| 44 | MP5C | Z | -7.195 | 4.5 |
| 45 | MP5C | Mx | 0 | 4.5 |
| 46 | MP2A | X | 22.247 | .75 |
| 47 | MP2A | Z | -12.844 | .75 |
| 48 | MP2A | Mx | -.019 | .75 |
| 49 | MP2A | X | 22.247 | 5.25 |
| 50 | MP2A | Z | -12.844 | 5.25 |
| 51 | MP2A | Mx | -.019 | 5.25 |
| 52 | MP2B | X | 23.638 | .75 |
| 53 | MP2B | Z | -13.647 | .75 |
| 54 | MP2B | Mx | .00022 | .75 |
| 55 | MP2B | X | 23.638 | 5.25 |
| 56 | MP2B | Z | -13.647 | 5.25 |
| 57 | MP2B | Mx | .00022 | 5.25 |
| 58 | MP2C | X | 28.642 | .75 |
| 59 | MP2C | Z | -16.537 | .75 |
| 60 | MP2C | Mx | .019 | .75 |
| 61 | MP2C | X | 28.642 | 5.25 |
| 62 | MP2C | Z | -16.537 | 5.25 |
| 63 | MP2C | Mx | .019 | 5.25 |
| 64 | MP2A | X | 22.247 | .75 |
| 65 | MP2A | Z | -12.844 | .75 |
| 66 | MP2A | Mx | -.004 | .75 |
| 67 | MP2A | X | 22.247 | 5.25 |
| 68 | MP2A | Z | -12.844 | 5.25 |
| 69 | MP2A | Mx | -.004 | 5.25 |
| 70 | MP2B | X | 23.638 | .75 |
| 71 | MP2B | Z | -13.647 | .75 |
| 72 | MP2B | Mx | .021 | .75 |
| 73 | MP2B | X | 23.638 | 5.25 |
| 74 | MP2B | Z | -13.647 | 5.25 |
| 75 | MP2B | Mx | .021 | 5.25 |
| 76 | MP2C | X | 28.642 | .75 |
| 77 | MP2C | Z | -16.537 | .75 |
| 78 | MP2C | Mx | -.019 | .75 |
| 79 | MP2C | X | 28.642 | 5.25 |
| 80 | MP2C | Z | -16.537 | 5.25 |
| 81 | MP2C | Mx | -.019 | 5.25 |
| 82 | MP3B | X | 20.499 | .25 |
| 83 | MP3B | Z | -11.835 | .25 |
| 84 | MP3B | Mx | .009 | .25 |
| 85 | MP3B | X | 20.499 | 4.75 |
| 86 | MP3B | Z | -11.835 | 4.75 |
| 87 | MP3B | Mx | .009 | 4.75 |



Company :
 Designer :
 Job Number :
 Model Name :

July 2, 2023
 4:09 PM
 Checked By: _____

Member Point Loads (BLC 17 : Antenna Wi (60 Deg)) (Continued)

| | Member Label | Direction | Magnitude[lb.k-ft] | Location[ft.%] |
|-----|--------------|-----------|--------------------|----------------|
| 88 | MP3C | X | 26.73 | .25 |
| 89 | MP3C | Z | -15.433 | .25 |
| 90 | MP3C | Mx | 0 | .25 |
| 91 | MP3C | X | 26.73 | 4.75 |
| 92 | MP3C | Z | -15.433 | 4.75 |
| 93 | MP3C | Mx | 0 | 4.75 |
| 94 | MP3A | X | 21.604 | .25 |
| 95 | MP3A | Z | -12.473 | .25 |
| 96 | MP3A | Mx | -.011 | .25 |
| 97 | MP3A | X | 21.604 | 4.75 |
| 98 | MP3A | Z | -12.473 | 4.75 |
| 99 | MP3A | Mx | -.011 | 4.75 |
| 100 | M57 | X | 23.393 | 1 |
| 101 | M57 | Z | -13.506 | 1 |
| 102 | M57 | Mx | 0 | 1 |
| 103 | MP2C | X | 8.347 | 6 |
| 104 | MP2C | Z | -4.819 | 6 |
| 105 | MP2C | Mx | 0 | 6 |

Member Point Loads (BLC 18 : Antenna Wi (90 Deg))

| | Member Label | Direction | Magnitude[lb.k-ft] | Location[ft.%] |
|----|--------------|-----------|--------------------|----------------|
| 1 | MP1A | X | 8.722 | .25 |
| 2 | MP1A | Z | 0 | .25 |
| 3 | MP1A | Mx | -.004 | .25 |
| 4 | MP1A | X | 8.722 | 1.75 |
| 5 | MP1A | Z | 0 | 1.75 |
| 6 | MP1A | Mx | -.004 | 1.75 |
| 7 | MP1B | X | 18.408 | .25 |
| 8 | MP1B | Z | 0 | .25 |
| 9 | MP1B | Mx | .003 | .25 |
| 10 | MP1B | X | 18.408 | 1.75 |
| 11 | MP1B | Z | 0 | 1.75 |
| 12 | MP1B | Mx | .003 | 1.75 |
| 13 | MP1C | X | 16.949 | .25 |
| 14 | MP1C | Z | 0 | .25 |
| 15 | MP1C | Mx | .004 | .25 |
| 16 | MP1C | X | 16.949 | 1.75 |
| 17 | MP1C | Z | 0 | 1.75 |
| 18 | MP1C | Mx | .004 | 1.75 |
| 19 | MP2A | X | 12.059 | 2.5 |
| 20 | MP2A | Z | 0 | 2.5 |
| 21 | MP2A | Mx | .006 | 2.5 |
| 22 | MP2B | X | 16.446 | 2.5 |
| 23 | MP2B | Z | 0 | 2.5 |
| 24 | MP2B | Mx | -.003 | 2.5 |
| 25 | MP2C | X | 15.785 | 2.5 |
| 26 | MP2C | Z | 0 | 2.5 |
| 27 | MP2C | Mx | -.004 | 2.5 |
| 28 | MP3A | X | 10.172 | 2 |
| 29 | MP3A | Z | 0 | 2 |
| 30 | MP3A | Mx | .005 | 2 |
| 31 | MP3B | X | 16.225 | 2 |
| 32 | MP3B | Z | 0 | 2 |
| 33 | MP3B | Mx | -.003 | 2 |
| 34 | MP3C | X | 15.313 | 2 |
| 35 | MP3C | Z | 0 | 2 |



Company :
 Designer :
 Job Number :
 Model Name :

July 2, 2023
 4:09 PM
 Checked By: _____

Member Point Loads (BLC 18 : Antenna Wi (90 Deg)) (Continued)

| | Member Label | Direction | Magnitude[lb.k-ft] | Location[ft.%] |
|----|--------------|-----------|--------------------|----------------|
| 36 | MP3C | Mx | -.004 | 2 |
| 37 | MP5A | X | 8.114 | 4.5 |
| 38 | MP5A | Z | 0 | 4.5 |
| 39 | MP5A | Mx | -.004 | 4.5 |
| 40 | MP5B | X | 13.656 | 4.5 |
| 41 | MP5B | Z | 0 | 4.5 |
| 42 | MP5B | Mx | .002 | 4.5 |
| 43 | MP5C | X | 12.821 | 4.5 |
| 44 | MP5C | Z | 0 | 4.5 |
| 45 | MP5C | Mx | .003 | 4.5 |
| 46 | MP2A | X | 23.226 | .75 |
| 47 | MP2A | Z | 0 | .75 |
| 48 | MP2A | Mx | -.012 | .75 |
| 49 | MP2A | X | 23.226 | 5.25 |
| 50 | MP2A | Z | 0 | 5.25 |
| 51 | MP2A | Mx | -.012 | 5.25 |
| 52 | MP2B | X | 31.921 | .75 |
| 53 | MP2B | Z | 0 | .75 |
| 54 | MP2B | Mx | -.012 | .75 |
| 55 | MP2B | X | 31.921 | 5.25 |
| 56 | MP2B | Z | 0 | 5.25 |
| 57 | MP2B | Mx | -.012 | 5.25 |
| 58 | MP2C | X | 30.612 | .75 |
| 59 | MP2C | Z | 0 | .75 |
| 60 | MP2C | Mx | .023 | .75 |
| 61 | MP2C | X | 30.612 | 5.25 |
| 62 | MP2C | Z | 0 | 5.25 |
| 63 | MP2C | Mx | .023 | 5.25 |
| 64 | MP2A | X | 23.226 | .75 |
| 65 | MP2A | Z | 0 | .75 |
| 66 | MP2A | Mx | -.012 | .75 |
| 67 | MP2A | X | 23.226 | 5.25 |
| 68 | MP2A | Z | 0 | 5.25 |
| 69 | MP2A | Mx | -.012 | 5.25 |
| 70 | MP2B | X | 31.921 | .75 |
| 71 | MP2B | Z | 0 | .75 |
| 72 | MP2B | Mx | .023 | .75 |
| 73 | MP2B | X | 31.921 | 5.25 |
| 74 | MP2B | Z | 0 | 5.25 |
| 75 | MP2B | Mx | .023 | 5.25 |
| 76 | MP2C | X | 30.612 | .75 |
| 77 | MP2C | Z | 0 | .75 |
| 78 | MP2C | Mx | -.008 | .75 |
| 79 | MP2C | X | 30.612 | 5.25 |
| 80 | MP2C | Z | 0 | 5.25 |
| 81 | MP2C | Mx | -.008 | 5.25 |
| 82 | MP3B | X | 29.431 | .25 |
| 83 | MP3B | Z | 0 | .25 |
| 84 | MP3B | Mx | .005 | .25 |
| 85 | MP3B | X | 29.431 | 4.75 |
| 86 | MP3B | Z | 0 | 4.75 |
| 87 | MP3B | Mx | .005 | 4.75 |
| 88 | MP3C | X | 27.8 | .25 |
| 89 | MP3C | Z | 0 | .25 |
| 90 | MP3C | Mx | .007 | .25 |
| 91 | MP3C | X | 27.8 | 4.75 |
| 92 | MP3C | Z | 0 | 4.75 |



Company :
 Designer :
 Job Number :
 Model Name :

July 2, 2023
 4:09 PM
 Checked By: _____

Member Point Loads (BLC 18 : Antenna Wi (90 Deg)) (Continued)

| | Member Label | Direction | Magnitude[lb.k-ft] | Location[ft.%] |
|-----|--------------|-----------|--------------------|----------------|
| 93 | MP3C | Mx | .007 | 4.75 |
| 94 | MP3A | X | 21.808 | .25 |
| 95 | MP3A | Z | 0 | .25 |
| 96 | MP3A | Mx | -.011 | .25 |
| 97 | MP3A | X | 21.808 | 4.75 |
| 98 | MP3A | Z | 0 | 4.75 |
| 99 | MP3A | Mx | -.011 | 4.75 |
| 100 | M57 | X | 28.808 | 1 |
| 101 | M57 | Z | 0 | 1 |
| 102 | M57 | Mx | 0 | 1 |
| 103 | MP2C | X | 8.221 | 6 |
| 104 | MP2C | Z | 0 | 6 |
| 105 | MP2C | Mx | -.002 | 6 |

Member Point Loads (BLC 19 : Antenna Wi (120 Deg))

| | Member Label | Direction | Magnitude[lb.k-ft] | Location[ft.%] |
|----|--------------|-----------|--------------------|----------------|
| 1 | MP1A | X | 9.928 | .25 |
| 2 | MP1A | Z | 5.732 | .25 |
| 3 | MP1A | Mx | -.005 | .25 |
| 4 | MP1A | X | 9.928 | 1.75 |
| 5 | MP1A | Z | 5.732 | 1.75 |
| 6 | MP1A | Mx | -.005 | 1.75 |
| 7 | MP1B | X | 16.767 | .25 |
| 8 | MP1B | Z | 9.68 | .25 |
| 9 | MP1B | Mx | -.002 | .25 |
| 10 | MP1B | X | 16.767 | 1.75 |
| 11 | MP1B | Z | 9.68 | 1.75 |
| 12 | MP1B | Mx | -.002 | 1.75 |
| 13 | MP1C | X | 9.928 | .25 |
| 14 | MP1C | Z | 5.732 | .25 |
| 15 | MP1C | Mx | .005 | .25 |
| 16 | MP1C | X | 9.928 | 1.75 |
| 17 | MP1C | Z | 5.732 | 1.75 |
| 18 | MP1C | Mx | .005 | 1.75 |
| 19 | MP2A | X | 11.519 | 2.5 |
| 20 | MP2A | Z | 6.651 | 2.5 |
| 21 | MP2A | Mx | .006 | 2.5 |
| 22 | MP2B | X | 14.616 | 2.5 |
| 23 | MP2B | Z | 8.439 | 2.5 |
| 24 | MP2B | Mx | .001 | 2.5 |
| 25 | MP2C | X | 11.519 | 2.5 |
| 26 | MP2C | Z | 6.651 | 2.5 |
| 27 | MP2C | Mx | -.006 | 2.5 |
| 28 | MP3A | X | 10.293 | 2 |
| 29 | MP3A | Z | 5.943 | 2 |
| 30 | MP3A | Mx | .005 | 2 |
| 31 | MP3B | X | 14.567 | 2 |
| 32 | MP3B | Z | 8.41 | 2 |
| 33 | MP3B | Mx | .001 | 2 |
| 34 | MP3C | X | 10.293 | 2 |
| 35 | MP3C | Z | 5.943 | 2 |
| 36 | MP3C | Mx | -.005 | 2 |
| 37 | MP5A | X | 8.385 | 4.5 |
| 38 | MP5A | Z | 4.841 | 4.5 |
| 39 | MP5A | Mx | -.004 | 4.5 |
| 40 | MP5B | X | 12.298 | 4.5 |



Company :
 Designer :
 Job Number :
 Model Name :

July 2, 2023
 4:09 PM
 Checked By: _____

Member Point Loads (BLC 19 : Antenna Wi (120 Deg)) (Continued)

| | Member Label | Direction | Magnitude[lb.k-ft] | Location[ft.%] |
|----|--------------|-----------|--------------------|----------------|
| 41 | MP5B | Z | 7.1 | 4.5 |
| 42 | MP5B | Mx | -.001 | 4.5 |
| 43 | MP5C | X | 8.385 | 4.5 |
| 44 | MP5C | Z | 4.841 | 4.5 |
| 45 | MP5C | Mx | .004 | 4.5 |
| 46 | MP2A | X | 22.247 | .75 |
| 47 | MP2A | Z | 12.844 | .75 |
| 48 | MP2A | Mx | -.004 | .75 |
| 49 | MP2A | X | 22.247 | 5.25 |
| 50 | MP2A | Z | 12.844 | 5.25 |
| 51 | MP2A | Mx | -.004 | 5.25 |
| 52 | MP2B | X | 28.385 | .75 |
| 53 | MP2B | Z | 16.388 | .75 |
| 54 | MP2B | Mx | -.022 | .75 |
| 55 | MP2B | X | 28.385 | 5.25 |
| 56 | MP2B | Z | 16.388 | 5.25 |
| 57 | MP2B | Mx | -.022 | 5.25 |
| 58 | MP2C | X | 22.247 | .75 |
| 59 | MP2C | Z | 12.844 | .75 |
| 60 | MP2C | Mx | .019 | .75 |
| 61 | MP2C | X | 22.247 | 5.25 |
| 62 | MP2C | Z | 12.844 | 5.25 |
| 63 | MP2C | Mx | .019 | 5.25 |
| 64 | MP2A | X | 22.247 | .75 |
| 65 | MP2A | Z | 12.844 | .75 |
| 66 | MP2A | Mx | -.019 | .75 |
| 67 | MP2A | X | 22.247 | 5.25 |
| 68 | MP2A | Z | 12.844 | 5.25 |
| 69 | MP2A | Mx | -.019 | 5.25 |
| 70 | MP2B | X | 28.385 | .75 |
| 71 | MP2B | Z | 16.388 | .75 |
| 72 | MP2B | Mx | .016 | .75 |
| 73 | MP2B | X | 28.385 | 5.25 |
| 74 | MP2B | Z | 16.388 | 5.25 |
| 75 | MP2B | Mx | .016 | 5.25 |
| 76 | MP2C | X | 22.247 | .75 |
| 77 | MP2C | Z | 12.844 | .75 |
| 78 | MP2C | Mx | .004 | .75 |
| 79 | MP2C | X | 22.247 | 5.25 |
| 80 | MP2C | Z | 12.844 | 5.25 |
| 81 | MP2C | Mx | .004 | 5.25 |
| 82 | MP3B | X | 26.41 | .25 |
| 83 | MP3B | Z | 15.248 | .25 |
| 84 | MP3B | Mx | -.003 | .25 |
| 85 | MP3B | X | 26.41 | 4.75 |
| 86 | MP3B | Z | 15.248 | 4.75 |
| 87 | MP3B | Mx | -.003 | 4.75 |
| 88 | MP3C | X | 18.766 | .25 |
| 89 | MP3C | Z | 10.834 | .25 |
| 90 | MP3C | Mx | .009 | .25 |
| 91 | MP3C | X | 18.766 | 4.75 |
| 92 | MP3C | Z | 10.834 | 4.75 |
| 93 | MP3C | Mx | .009 | 4.75 |
| 94 | MP3A | X | 21.604 | .25 |
| 95 | MP3A | Z | 12.473 | .25 |
| 96 | MP3A | Mx | -.011 | .25 |
| 97 | MP3A | X | 21.604 | 4.75 |



Company :
 Designer :
 Job Number :
 Model Name :

July 2, 2023
 4:09 PM
 Checked By: _____

Member Point Loads (BLC 19 : Antenna Wi (120 Deg)) (Continued)

| | Member Label | Direction | Magnitude[lb.k-ft] | Location[ft.%] |
|-----|--------------|-----------|--------------------|----------------|
| 98 | MP3A | Z | 12.473 | 4.75 |
| 99 | MP3A | Mx | -.011 | 4.75 |
| 100 | M57 | X | 28.059 | 1 |
| 101 | M57 | Z | 16.2 | 1 |
| 102 | M57 | Mx | 0 | 1 |
| 103 | MP2C | X | 4.666 | 6 |
| 104 | MP2C | Z | 2.694 | 6 |
| 105 | MP2C | Mx | -.002 | 6 |

Member Point Loads (BLC 20 : Antenna Wi (150 Deg))

| | Member Label | Direction | Magnitude[lb.k-ft] | Location[ft.%] |
|----|--------------|-----------|--------------------|----------------|
| 1 | MP1A | X | 8.475 | .25 |
| 2 | MP1A | Z | 14.678 | .25 |
| 3 | MP1A | Mx | -.004 | .25 |
| 4 | MP1A | X | 8.475 | 1.75 |
| 5 | MP1A | Z | 14.678 | 1.75 |
| 6 | MP1A | Mx | -.004 | 1.75 |
| 7 | MP1B | X | 7.58 | .25 |
| 8 | MP1B | Z | 13.128 | .25 |
| 9 | MP1B | Mx | -.005 | .25 |
| 10 | MP1B | X | 7.58 | 1.75 |
| 11 | MP1B | Z | 13.128 | 1.75 |
| 12 | MP1B | Mx | -.005 | 1.75 |
| 13 | MP1C | X | 4.361 | .25 |
| 14 | MP1C | Z | 7.553 | .25 |
| 15 | MP1C | Mx | .004 | .25 |
| 16 | MP1C | X | 4.361 | 1.75 |
| 17 | MP1C | Z | 7.553 | 1.75 |
| 18 | MP1C | Mx | .004 | 1.75 |
| 19 | MP2A | X | 7.893 | 2.5 |
| 20 | MP2A | Z | 13.67 | 2.5 |
| 21 | MP2A | Mx | .004 | 2.5 |
| 22 | MP2B | X | 7.487 | 2.5 |
| 23 | MP2B | Z | 12.968 | 2.5 |
| 24 | MP2B | Mx | .005 | 2.5 |
| 25 | MP2C | X | 6.03 | 2.5 |
| 26 | MP2C | Z | 10.444 | 2.5 |
| 27 | MP2C | Mx | -.006 | 2.5 |
| 28 | MP3A | X | 7.657 | 2 |
| 29 | MP3A | Z | 13.262 | 2 |
| 30 | MP3A | Mx | .004 | 2 |
| 31 | MP3B | X | 7.097 | 2 |
| 32 | MP3B | Z | 12.293 | 2 |
| 33 | MP3B | Mx | .005 | 2 |
| 34 | MP3C | X | 5.086 | 2 |
| 35 | MP3C | Z | 8.809 | 2 |
| 36 | MP3C | Mx | -.005 | 2 |
| 37 | MP5A | X | 6.41 | 4.5 |
| 38 | MP5A | Z | 11.103 | 4.5 |
| 39 | MP5A | Mx | -.003 | 4.5 |
| 40 | MP5B | X | 5.898 | 4.5 |
| 41 | MP5B | Z | 10.216 | 4.5 |
| 42 | MP5B | Mx | -.004 | 4.5 |
| 43 | MP5C | X | 4.057 | 4.5 |
| 44 | MP5C | Z | 7.027 | 4.5 |
| 45 | MP5C | Mx | .004 | 4.5 |



Company :
 Designer :
 Job Number :
 Model Name :

July 2, 2023
 4:09 PM
 Checked By: _____

Member Point Loads (BLC 20 : Antenna Wi (150 Deg)) (Continued)

| | Member Label | Direction | Magnitude[lb.k-ft] | Location[ft.%] |
|-----|--------------|-----------|--------------------|----------------|
| 46 | MP2A | X | 15.306 | .75 |
| 47 | MP2A | Z | 26.51 | .75 |
| 48 | MP2A | Mx | .008 | .75 |
| 49 | MP2A | X | 15.306 | 5.25 |
| 50 | MP2A | Z | 26.51 | 5.25 |
| 51 | MP2A | Mx | .008 | 5.25 |
| 52 | MP2B | X | 14.502 | .75 |
| 53 | MP2B | Z | 25.119 | .75 |
| 54 | MP2B | Mx | -.022 | .75 |
| 55 | MP2B | X | 14.502 | 5.25 |
| 56 | MP2B | Z | 25.119 | 5.25 |
| 57 | MP2B | Mx | -.022 | 5.25 |
| 58 | MP2C | X | 11.613 | .75 |
| 59 | MP2C | Z | 20.115 | .75 |
| 60 | MP2C | Mx | .012 | .75 |
| 61 | MP2C | X | 11.613 | 5.25 |
| 62 | MP2C | Z | 20.115 | 5.25 |
| 63 | MP2C | Mx | .012 | 5.25 |
| 64 | MP2A | X | 15.306 | .75 |
| 65 | MP2A | Z | 26.51 | .75 |
| 66 | MP2A | Mx | -.023 | .75 |
| 67 | MP2A | X | 15.306 | 5.25 |
| 68 | MP2A | Z | 26.51 | 5.25 |
| 69 | MP2A | Mx | -.023 | 5.25 |
| 70 | MP2B | X | 14.502 | .75 |
| 71 | MP2B | Z | 25.119 | .75 |
| 72 | MP2B | Mx | .004 | .75 |
| 73 | MP2B | X | 14.502 | 5.25 |
| 74 | MP2B | Z | 25.119 | 5.25 |
| 75 | MP2B | Mx | .004 | 5.25 |
| 76 | MP2C | X | 11.613 | .75 |
| 77 | MP2C | Z | 20.115 | .75 |
| 78 | MP2C | Mx | .012 | .75 |
| 79 | MP2C | X | 11.613 | 5.25 |
| 80 | MP2C | Z | 20.115 | 5.25 |
| 81 | MP2C | Mx | .012 | 5.25 |
| 82 | MP3B | X | 12.9 | .25 |
| 83 | MP3B | Z | 22.343 | .25 |
| 84 | MP3B | Mx | -.008 | .25 |
| 85 | MP3B | X | 12.9 | 4.75 |
| 86 | MP3B | Z | 22.343 | 4.75 |
| 87 | MP3B | Mx | -.008 | 4.75 |
| 88 | MP3C | X | 9.302 | .25 |
| 89 | MP3C | Z | 16.111 | .25 |
| 90 | MP3C | Mx | .009 | .25 |
| 91 | MP3C | X | 9.302 | 4.75 |
| 92 | MP3C | Z | 16.111 | 4.75 |
| 93 | MP3C | Mx | .009 | 4.75 |
| 94 | MP3A | X | 15.612 | .25 |
| 95 | MP3A | Z | 27.041 | .25 |
| 96 | MP3A | Mx | -.008 | .25 |
| 97 | MP3A | X | 15.612 | 4.75 |
| 98 | MP3A | Z | 27.041 | 4.75 |
| 99 | MP3A | Mx | -.008 | 4.75 |
| 100 | M57 | X | 17.098 | 1 |
| 101 | M57 | Z | 29.615 | 1 |
| 102 | M57 | Mx | 0 | 1 |



Company :
 Designer :
 Job Number :
 Model Name :

July 2, 2023
 4:09 PM
 Checked By: _____

Member Point Loads (BLC 20 : Antenna Wi (150 Deg)) (Continued)

| | Member Label | Direction | Magnitude[lb.k-ft] | Location[ft.%] |
|-----|--------------|-----------|--------------------|----------------|
| 103 | MP2C | X | 1.986 | 6 |
| 104 | MP2C | Z | 3.439 | 6 |
| 105 | MP2C | Mx | -.002 | 6 |

Member Point Loads (BLC 21 : Antenna Wi (180 Deg))

| | Member Label | Direction | Magnitude[lb.k-ft] | Location[ft.%] |
|----|--------------|-----------|--------------------|----------------|
| 1 | MP1A | X | 0 | .25 |
| 2 | MP1A | Z | 19.692 | .25 |
| 3 | MP1A | Mx | 0 | .25 |
| 4 | MP1A | X | 0 | 1.75 |
| 5 | MP1A | Z | 19.692 | 1.75 |
| 6 | MP1A | Mx | 0 | 1.75 |
| 7 | MP1B | X | 0 | .25 |
| 8 | MP1B | Z | 10.005 | .25 |
| 9 | MP1B | Mx | -.005 | .25 |
| 10 | MP1B | X | 0 | 1.75 |
| 11 | MP1B | Z | 10.005 | 1.75 |
| 12 | MP1B | Mx | -.005 | 1.75 |
| 13 | MP1C | X | 0 | .25 |
| 14 | MP1C | Z | 11.464 | .25 |
| 15 | MP1C | Mx | .005 | .25 |
| 16 | MP1C | X | 0 | 1.75 |
| 17 | MP1C | Z | 11.464 | 1.75 |
| 18 | MP1C | Mx | .005 | 1.75 |
| 19 | MP2A | X | 0 | 2.5 |
| 20 | MP2A | Z | 17.027 | 2.5 |
| 21 | MP2A | Mx | 0 | 2.5 |
| 22 | MP2B | X | 0 | 2.5 |
| 23 | MP2B | Z | 12.641 | 2.5 |
| 24 | MP2B | Mx | .006 | 2.5 |
| 25 | MP2C | X | 0 | 2.5 |
| 26 | MP2C | Z | 13.301 | 2.5 |
| 27 | MP2C | Mx | -.006 | 2.5 |
| 28 | MP3A | X | 0 | 2 |
| 29 | MP3A | Z | 17.027 | 2 |
| 30 | MP3A | Mx | 0 | 2 |
| 31 | MP3B | X | 0 | 2 |
| 32 | MP3B | Z | 10.974 | 2 |
| 33 | MP3B | Mx | .005 | 2 |
| 34 | MP3C | X | 0 | 2 |
| 35 | MP3C | Z | 11.886 | 2 |
| 36 | MP3C | Mx | -.005 | 2 |
| 37 | MP5A | X | 0 | 4.5 |
| 38 | MP5A | Z | 14.39 | 4.5 |
| 39 | MP5A | Mx | 0 | 4.5 |
| 40 | MP5B | X | 0 | 4.5 |
| 41 | MP5B | Z | 8.848 | 4.5 |
| 42 | MP5B | Mx | -.004 | 4.5 |
| 43 | MP5C | X | 0 | 4.5 |
| 44 | MP5C | Z | 9.683 | 4.5 |
| 45 | MP5C | Mx | .004 | 4.5 |
| 46 | MP2A | X | 0 | .75 |
| 47 | MP2A | Z | 33.073 | .75 |
| 48 | MP2A | Mx | .019 | .75 |
| 49 | MP2A | X | 0 | 5.25 |
| 50 | MP2A | Z | 33.073 | 5.25 |



Company :
 Designer :
 Job Number :
 Model Name :

July 2, 2023
 4:09 PM
 Checked By: _____

Member Point Loads (BLC 21 : Antenna Wi (180 Deg)) (Continued)

| | Member Label | Direction | Magnitude[lb.k-ft] | Location[ft.%] |
|-----|--------------|-----------|--------------------|----------------|
| 51 | MP2A | Mx | .019 | 5.25 |
| 52 | MP2B | X | 0 | .75 |
| 53 | MP2B | Z | 24.378 | .75 |
| 54 | MP2B | Mx | -.016 | .75 |
| 55 | MP2B | X | 0 | 5.25 |
| 56 | MP2B | Z | 24.378 | 5.25 |
| 57 | MP2B | Mx | -.016 | 5.25 |
| 58 | MP2C | X | 0 | .75 |
| 59 | MP2C | Z | 25.688 | .75 |
| 60 | MP2C | Mx | .004 | .75 |
| 61 | MP2C | X | 0 | 5.25 |
| 62 | MP2C | Z | 25.688 | 5.25 |
| 63 | MP2C | Mx | .004 | 5.25 |
| 64 | MP2A | X | 0 | .75 |
| 65 | MP2A | Z | 33.073 | .75 |
| 66 | MP2A | Mx | -.019 | .75 |
| 67 | MP2A | X | 0 | 5.25 |
| 68 | MP2A | Z | 33.073 | 5.25 |
| 69 | MP2A | Mx | -.019 | 5.25 |
| 70 | MP2B | X | 0 | .75 |
| 71 | MP2B | Z | 24.378 | .75 |
| 72 | MP2B | Mx | -.007 | .75 |
| 73 | MP2B | X | 0 | 5.25 |
| 74 | MP2B | Z | 24.378 | 5.25 |
| 75 | MP2B | Mx | -.007 | 5.25 |
| 76 | MP2C | X | 0 | .75 |
| 77 | MP2C | Z | 25.688 | .75 |
| 78 | MP2C | Mx | .019 | .75 |
| 79 | MP2C | X | 0 | 5.25 |
| 80 | MP2C | Z | 25.688 | 5.25 |
| 81 | MP2C | Mx | .019 | 5.25 |
| 82 | MP3B | X | 0 | .25 |
| 83 | MP3B | Z | 20.038 | .25 |
| 84 | MP3B | Mx | -.009 | .25 |
| 85 | MP3B | X | 0 | 4.75 |
| 86 | MP3B | Z | 20.038 | 4.75 |
| 87 | MP3B | Mx | -.009 | 4.75 |
| 88 | MP3C | X | 0 | .25 |
| 89 | MP3C | Z | 21.669 | .25 |
| 90 | MP3C | Mx | .009 | .25 |
| 91 | MP3C | X | 0 | 4.75 |
| 92 | MP3C | Z | 21.669 | 4.75 |
| 93 | MP3C | Mx | .009 | 4.75 |
| 94 | MP3A | X | 0 | .25 |
| 95 | MP3A | Z | 34.362 | .25 |
| 96 | MP3A | Mx | 0 | .25 |
| 97 | MP3A | X | 0 | 4.75 |
| 98 | MP3A | Z | 34.362 | 4.75 |
| 99 | MP3A | Mx | 0 | 4.75 |
| 100 | M57 | X | 0 | 1 |
| 101 | M57 | Z | 32.4 | 1 |
| 102 | M57 | Mx | 0 | 1 |
| 103 | MP2C | X | 0 | 6 |
| 104 | MP2C | Z | 5.388 | 6 |
| 105 | MP2C | Mx | -.002 | 6 |



Company :
 Designer :
 Job Number :
 Model Name :

July 2, 2023
 4:09 PM
 Checked By: _____

Member Point Loads (BLC 22 : Antenna Wi (210 Deg))

| | Member Label | Direction | Magnitude[lb.k-ft] | Location[ft.%] |
|----|--------------|-----------|--------------------|----------------|
| 1 | MP1A | X | -8.475 | .25 |
| 2 | MP1A | Z | 14.678 | .25 |
| 3 | MP1A | Mx | .004 | .25 |
| 4 | MP1A | X | -8.475 | 1.75 |
| 5 | MP1A | Z | 14.678 | 1.75 |
| 6 | MP1A | Mx | .004 | 1.75 |
| 7 | MP1B | X | -4.526 | .25 |
| 8 | MP1B | Z | 7.84 | .25 |
| 9 | MP1B | Mx | -.004 | .25 |
| 10 | MP1B | X | -4.526 | 1.75 |
| 11 | MP1B | Z | 7.84 | 1.75 |
| 12 | MP1B | Mx | -.004 | 1.75 |
| 13 | MP1C | X | -8.475 | .25 |
| 14 | MP1C | Z | 14.678 | .25 |
| 15 | MP1C | Mx | .004 | .25 |
| 16 | MP1C | X | -8.475 | 1.75 |
| 17 | MP1C | Z | 14.678 | 1.75 |
| 18 | MP1C | Mx | .004 | 1.75 |
| 19 | MP2A | X | -7.893 | 2.5 |
| 20 | MP2A | Z | 13.67 | 2.5 |
| 21 | MP2A | Mx | -.004 | 2.5 |
| 22 | MP2B | X | -6.105 | 2.5 |
| 23 | MP2B | Z | 10.574 | 2.5 |
| 24 | MP2B | Mx | .006 | 2.5 |
| 25 | MP2C | X | -7.893 | 2.5 |
| 26 | MP2C | Z | 13.67 | 2.5 |
| 27 | MP2C | Mx | -.004 | 2.5 |
| 28 | MP3A | X | -7.657 | 2 |
| 29 | MP3A | Z | 13.262 | 2 |
| 30 | MP3A | Mx | -.004 | 2 |
| 31 | MP3B | X | -5.189 | 2 |
| 32 | MP3B | Z | 8.988 | 2 |
| 33 | MP3B | Mx | .005 | 2 |
| 34 | MP3C | X | -7.657 | 2 |
| 35 | MP3C | Z | 13.262 | 2 |
| 36 | MP3C | Mx | -.004 | 2 |
| 37 | MP5A | X | -6.41 | 4.5 |
| 38 | MP5A | Z | 11.103 | 4.5 |
| 39 | MP5A | Mx | .003 | 4.5 |
| 40 | MP5B | X | -4.151 | 4.5 |
| 41 | MP5B | Z | 7.191 | 4.5 |
| 42 | MP5B | Mx | -.004 | 4.5 |
| 43 | MP5C | X | -6.41 | 4.5 |
| 44 | MP5C | Z | 11.103 | 4.5 |
| 45 | MP5C | Mx | .003 | 4.5 |
| 46 | MP2A | X | -15.306 | .75 |
| 47 | MP2A | Z | 26.51 | .75 |
| 48 | MP2A | Mx | .023 | .75 |
| 49 | MP2A | X | -15.306 | 5.25 |
| 50 | MP2A | Z | 26.51 | 5.25 |
| 51 | MP2A | Mx | .023 | 5.25 |
| 52 | MP2B | X | -11.762 | .75 |
| 53 | MP2B | Z | 20.372 | .75 |
| 54 | MP2B | Mx | -.009 | .75 |
| 55 | MP2B | X | -11.762 | 5.25 |
| 56 | MP2B | Z | 20.372 | 5.25 |
| 57 | MP2B | Mx | -.009 | 5.25 |



Company :
 Designer :
 Job Number :
 Model Name :

July 2, 2023
 4:09 PM
 Checked By: _____

Member Point Loads (BLC 22 : Antenna Wi (210 Deg)) (Continued)

| | Member Label | Direction | Magnitude[lb.k-ft] | Location[ft.%] |
|-----|--------------|-----------|--------------------|----------------|
| 58 | MP2C | X | -15.306 | .75 |
| 59 | MP2C | Z | 26.51 | .75 |
| 60 | MP2C | Mx | -.008 | .75 |
| 61 | MP2C | X | -15.306 | 5.25 |
| 62 | MP2C | Z | 26.51 | 5.25 |
| 63 | MP2C | Mx | -.008 | 5.25 |
| 64 | MP2A | X | -15.306 | .75 |
| 65 | MP2A | Z | 26.51 | .75 |
| 66 | MP2A | Mx | -.008 | .75 |
| 67 | MP2A | X | -15.306 | 5.25 |
| 68 | MP2A | Z | 26.51 | 5.25 |
| 69 | MP2A | Mx | -.008 | 5.25 |
| 70 | MP2B | X | -11.762 | .75 |
| 71 | MP2B | Z | 20.372 | .75 |
| 72 | MP2B | Mx | -.014 | .75 |
| 73 | MP2B | X | -11.762 | 5.25 |
| 74 | MP2B | Z | 20.372 | 5.25 |
| 75 | MP2B | Mx | -.014 | 5.25 |
| 76 | MP2C | X | -15.306 | .75 |
| 77 | MP2C | Z | 26.51 | .75 |
| 78 | MP2C | Mx | .023 | .75 |
| 79 | MP2C | X | -15.306 | 5.25 |
| 80 | MP2C | Z | 26.51 | 5.25 |
| 81 | MP2C | Mx | .023 | 5.25 |
| 82 | MP3B | X | -9.486 | .25 |
| 83 | MP3B | Z | 16.431 | .25 |
| 84 | MP3B | Mx | -.009 | .25 |
| 85 | MP3B | X | -9.486 | 4.75 |
| 86 | MP3B | Z | 16.431 | 4.75 |
| 87 | MP3B | Mx | -.009 | 4.75 |
| 88 | MP3C | X | -13.9 | .25 |
| 89 | MP3C | Z | 24.075 | .25 |
| 90 | MP3C | Mx | .007 | .25 |
| 91 | MP3C | X | -13.9 | 4.75 |
| 92 | MP3C | Z | 24.075 | 4.75 |
| 93 | MP3C | Mx | .007 | 4.75 |
| 94 | MP3A | X | -15.612 | .25 |
| 95 | MP3A | Z | 27.041 | .25 |
| 96 | MP3A | Mx | .008 | .25 |
| 97 | MP3A | X | -15.612 | 4.75 |
| 98 | MP3A | Z | 27.041 | 4.75 |
| 99 | MP3A | Mx | .008 | 4.75 |
| 100 | M57 | X | -14.404 | 1 |
| 101 | M57 | Z | 24.948 | 1 |
| 102 | M57 | Mx | 0 | 1 |
| 103 | MP2C | X | -4.111 | 6 |
| 104 | MP2C | Z | 7.12 | 6 |
| 105 | MP2C | Mx | -.002 | 6 |

Member Point Loads (BLC 23 : Antenna Wi (240 Deg))

| | Member Label | Direction | Magnitude[lb.k-ft] | Location[ft.%] |
|---|--------------|-----------|--------------------|----------------|
| 1 | MP1A | X | -9.928 | .25 |
| 2 | MP1A | Z | 5.732 | .25 |
| 3 | MP1A | Mx | .005 | .25 |
| 4 | MP1A | X | -9.928 | 1.75 |
| 5 | MP1A | Z | 5.732 | 1.75 |



Company :
 Designer :
 Job Number :
 Model Name :

July 2, 2023
 4:09 PM
 Checked By: _____

Member Point Loads (BLC 23 : Antenna Wi (240 Deg)) (Continued)

| | Member Label | Direction | Magnitude[lb.k-ft] | Location[ft.%] |
|----|--------------|-----------|--------------------|----------------|
| 6 | MP1A | Mx | .005 | 1.75 |
| 7 | MP1B | X | -11.479 | .25 |
| 8 | MP1B | Z | 6.627 | .25 |
| 9 | MP1B | Mx | -.005 | .25 |
| 10 | MP1B | X | -11.479 | 1.75 |
| 11 | MP1B | Z | 6.627 | 1.75 |
| 12 | MP1B | Mx | -.005 | 1.75 |
| 13 | MP1C | X | -17.053 | .25 |
| 14 | MP1C | Z | 9.846 | .25 |
| 15 | MP1C | Mx | 0 | .25 |
| 16 | MP1C | X | -17.053 | 1.75 |
| 17 | MP1C | Z | 9.846 | 1.75 |
| 18 | MP1C | Mx | 0 | 1.75 |
| 19 | MP2A | X | -11.519 | 2.5 |
| 20 | MP2A | Z | 6.651 | 2.5 |
| 21 | MP2A | Mx | -.006 | 2.5 |
| 22 | MP2B | X | -12.221 | 2.5 |
| 23 | MP2B | Z | 7.056 | 2.5 |
| 24 | MP2B | Mx | .005 | 2.5 |
| 25 | MP2C | X | -14.746 | 2.5 |
| 26 | MP2C | Z | 8.513 | 2.5 |
| 27 | MP2C | Mx | 0 | 2.5 |
| 28 | MP3A | X | -10.293 | 2 |
| 29 | MP3A | Z | 5.943 | 2 |
| 30 | MP3A | Mx | -.005 | 2 |
| 31 | MP3B | X | -11.262 | 2 |
| 32 | MP3B | Z | 6.502 | 2 |
| 33 | MP3B | Mx | .005 | 2 |
| 34 | MP3C | X | -14.746 | 2 |
| 35 | MP3C | Z | 8.513 | 2 |
| 36 | MP3C | Mx | 0 | 2 |
| 37 | MP5A | X | -8.385 | 4.5 |
| 38 | MP5A | Z | 4.841 | 4.5 |
| 39 | MP5A | Mx | .004 | 4.5 |
| 40 | MP5B | X | -9.272 | 4.5 |
| 41 | MP5B | Z | 5.353 | 4.5 |
| 42 | MP5B | Mx | -.004 | 4.5 |
| 43 | MP5C | X | -12.462 | 4.5 |
| 44 | MP5C | Z | 7.195 | 4.5 |
| 45 | MP5C | Mx | 0 | 4.5 |
| 46 | MP2A | X | -22.247 | .75 |
| 47 | MP2A | Z | 12.844 | .75 |
| 48 | MP2A | Mx | .019 | .75 |
| 49 | MP2A | X | -22.247 | 5.25 |
| 50 | MP2A | Z | 12.844 | 5.25 |
| 51 | MP2A | Mx | .019 | 5.25 |
| 52 | MP2B | X | -23.638 | .75 |
| 53 | MP2B | Z | 13.647 | .75 |
| 54 | MP2B | Mx | -.00022 | .75 |
| 55 | MP2B | X | -23.638 | 5.25 |
| 56 | MP2B | Z | 13.647 | 5.25 |
| 57 | MP2B | Mx | -.00022 | 5.25 |
| 58 | MP2C | X | -28.642 | .75 |
| 59 | MP2C | Z | 16.537 | .75 |
| 60 | MP2C | Mx | -.019 | .75 |
| 61 | MP2C | X | -28.642 | 5.25 |
| 62 | MP2C | Z | 16.537 | 5.25 |



Company :
 Designer :
 Job Number :
 Model Name :

July 2, 2023
 4:09 PM
 Checked By: _____

Member Point Loads (BLC 23 : Antenna Wi (240 Deg)) (Continued)

| | Member Label | Direction | Magnitude[lb.k-ft] | Location[ft.%] |
|-----|--------------|-----------|--------------------|----------------|
| 63 | MP2C | Mx | -.019 | 5.25 |
| 64 | MP2A | X | -22.247 | .75 |
| 65 | MP2A | Z | 12.844 | .75 |
| 66 | MP2A | Mx | .004 | .75 |
| 67 | MP2A | X | -22.247 | 5.25 |
| 68 | MP2A | Z | 12.844 | 5.25 |
| 69 | MP2A | Mx | .004 | 5.25 |
| 70 | MP2B | X | -23.638 | .75 |
| 71 | MP2B | Z | 13.647 | .75 |
| 72 | MP2B | Mx | -.021 | .75 |
| 73 | MP2B | X | -23.638 | 5.25 |
| 74 | MP2B | Z | 13.647 | 5.25 |
| 75 | MP2B | Mx | -.021 | 5.25 |
| 76 | MP2C | X | -28.642 | .75 |
| 77 | MP2C | Z | 16.537 | .75 |
| 78 | MP2C | Mx | .019 | .75 |
| 79 | MP2C | X | -28.642 | 5.25 |
| 80 | MP2C | Z | 16.537 | 5.25 |
| 81 | MP2C | Mx | .019 | 5.25 |
| 82 | MP3B | X | -20.499 | .25 |
| 83 | MP3B | Z | 11.835 | .25 |
| 84 | MP3B | Mx | -.009 | .25 |
| 85 | MP3B | X | -20.499 | 4.75 |
| 86 | MP3B | Z | 11.835 | 4.75 |
| 87 | MP3B | Mx | -.009 | 4.75 |
| 88 | MP3C | X | -26.73 | .25 |
| 89 | MP3C | Z | 15.433 | .25 |
| 90 | MP3C | Mx | 0 | .25 |
| 91 | MP3C | X | -26.73 | 4.75 |
| 92 | MP3C | Z | 15.433 | 4.75 |
| 93 | MP3C | Mx | 0 | 4.75 |
| 94 | MP3A | X | -21.604 | .25 |
| 95 | MP3A | Z | 12.473 | .25 |
| 96 | MP3A | Mx | .011 | .25 |
| 97 | MP3A | X | -21.604 | 4.75 |
| 98 | MP3A | Z | 12.473 | 4.75 |
| 99 | MP3A | Mx | .011 | 4.75 |
| 100 | M57 | X | -23.393 | 1 |
| 101 | M57 | Z | 13.506 | 1 |
| 102 | M57 | Mx | 0 | 1 |
| 103 | MP2C | X | -8.347 | 6 |
| 104 | MP2C | Z | 4.819 | 6 |
| 105 | MP2C | Mx | 0 | 6 |

Member Point Loads (BLC 24 : Antenna Wi (270 Deg))

| | Member Label | Direction | Magnitude[lb.k-ft] | Location[ft.%] |
|----|--------------|-----------|--------------------|----------------|
| 1 | MP1A | X | -8.722 | .25 |
| 2 | MP1A | Z | 0 | .25 |
| 3 | MP1A | Mx | .004 | .25 |
| 4 | MP1A | X | -8.722 | 1.75 |
| 5 | MP1A | Z | 0 | 1.75 |
| 6 | MP1A | Mx | .004 | 1.75 |
| 7 | MP1B | X | -18.408 | .25 |
| 8 | MP1B | Z | 0 | .25 |
| 9 | MP1B | Mx | -.003 | .25 |
| 10 | MP1B | X | -18.408 | 1.75 |



Company :
 Designer :
 Job Number :
 Model Name :

July 2, 2023
 4:09 PM
 Checked By: _____

Member Point Loads (BLC 24 : Antenna Wi (270 Deg)) (Continued)

| | Member Label | Direction | Magnitude[lb.k-ft] | Location[ft.%] |
|----|--------------|-----------|--------------------|----------------|
| 11 | MP1B | Z | 0 | 1.75 |
| 12 | MP1B | Mx | -.003 | 1.75 |
| 13 | MP1C | X | -16.949 | .25 |
| 14 | MP1C | Z | 0 | .25 |
| 15 | MP1C | Mx | -.004 | .25 |
| 16 | MP1C | X | -16.949 | 1.75 |
| 17 | MP1C | Z | 0 | 1.75 |
| 18 | MP1C | Mx | -.004 | 1.75 |
| 19 | MP2A | X | -12.059 | 2.5 |
| 20 | MP2A | Z | 0 | 2.5 |
| 21 | MP2A | Mx | -.006 | 2.5 |
| 22 | MP2B | X | -16.446 | 2.5 |
| 23 | MP2B | Z | 0 | 2.5 |
| 24 | MP2B | Mx | .003 | 2.5 |
| 25 | MP2C | X | -15.785 | 2.5 |
| 26 | MP2C | Z | 0 | 2.5 |
| 27 | MP2C | Mx | .004 | 2.5 |
| 28 | MP3A | X | -10.172 | 2 |
| 29 | MP3A | Z | 0 | 2 |
| 30 | MP3A | Mx | -.005 | 2 |
| 31 | MP3B | X | -16.225 | 2 |
| 32 | MP3B | Z | 0 | 2 |
| 33 | MP3B | Mx | .003 | 2 |
| 34 | MP3C | X | -15.313 | 2 |
| 35 | MP3C | Z | 0 | 2 |
| 36 | MP3C | Mx | .004 | 2 |
| 37 | MP5A | X | -8.114 | 4.5 |
| 38 | MP5A | Z | 0 | 4.5 |
| 39 | MP5A | Mx | .004 | 4.5 |
| 40 | MP5B | X | -13.656 | 4.5 |
| 41 | MP5B | Z | 0 | 4.5 |
| 42 | MP5B | Mx | -.002 | 4.5 |
| 43 | MP5C | X | -12.821 | 4.5 |
| 44 | MP5C | Z | 0 | 4.5 |
| 45 | MP5C | Mx | -.003 | 4.5 |
| 46 | MP2A | X | -23.226 | .75 |
| 47 | MP2A | Z | 0 | .75 |
| 48 | MP2A | Mx | .012 | .75 |
| 49 | MP2A | X | -23.226 | 5.25 |
| 50 | MP2A | Z | 0 | 5.25 |
| 51 | MP2A | Mx | .012 | 5.25 |
| 52 | MP2B | X | -31.921 | .75 |
| 53 | MP2B | Z | 0 | .75 |
| 54 | MP2B | Mx | .012 | .75 |
| 55 | MP2B | X | -31.921 | 5.25 |
| 56 | MP2B | Z | 0 | 5.25 |
| 57 | MP2B | Mx | .012 | 5.25 |
| 58 | MP2C | X | -30.612 | .75 |
| 59 | MP2C | Z | 0 | .75 |
| 60 | MP2C | Mx | -.023 | .75 |
| 61 | MP2C | X | -30.612 | 5.25 |
| 62 | MP2C | Z | 0 | 5.25 |
| 63 | MP2C | Mx | -.023 | 5.25 |
| 64 | MP2A | X | -23.226 | .75 |
| 65 | MP2A | Z | 0 | .75 |
| 66 | MP2A | Mx | .012 | .75 |
| 67 | MP2A | X | -23.226 | 5.25 |



Company :
 Designer :
 Job Number :
 Model Name :

July 2, 2023
 4:09 PM
 Checked By: _____

Member Point Loads (BLC 24 : Antenna Wi (270 Deg)) (Continued)

| | Member Label | Direction | Magnitude[lb.k-ft] | Location[ft.%] |
|-----|--------------|-----------|--------------------|----------------|
| 68 | MP2A | Z | 0 | 5.25 |
| 69 | MP2A | Mx | .012 | 5.25 |
| 70 | MP2B | X | -31.921 | .75 |
| 71 | MP2B | Z | 0 | .75 |
| 72 | MP2B | Mx | -.023 | .75 |
| 73 | MP2B | X | -31.921 | 5.25 |
| 74 | MP2B | Z | 0 | 5.25 |
| 75 | MP2B | Mx | -.023 | 5.25 |
| 76 | MP2C | X | -30.612 | .75 |
| 77 | MP2C | Z | 0 | .75 |
| 78 | MP2C | Mx | .008 | .75 |
| 79 | MP2C | X | -30.612 | 5.25 |
| 80 | MP2C | Z | 0 | 5.25 |
| 81 | MP2C | Mx | .008 | 5.25 |
| 82 | MP3B | X | -29.431 | .25 |
| 83 | MP3B | Z | 0 | .25 |
| 84 | MP3B | Mx | -.005 | .25 |
| 85 | MP3B | X | -29.431 | 4.75 |
| 86 | MP3B | Z | 0 | 4.75 |
| 87 | MP3B | Mx | -.005 | 4.75 |
| 88 | MP3C | X | -27.8 | .25 |
| 89 | MP3C | Z | 0 | .25 |
| 90 | MP3C | Mx | -.007 | .25 |
| 91 | MP3C | X | -27.8 | 4.75 |
| 92 | MP3C | Z | 0 | 4.75 |
| 93 | MP3C | Mx | -.007 | 4.75 |
| 94 | MP3A | X | -21.808 | .25 |
| 95 | MP3A | Z | 0 | .25 |
| 96 | MP3A | Mx | .011 | .25 |
| 97 | MP3A | X | -21.808 | 4.75 |
| 98 | MP3A | Z | 0 | 4.75 |
| 99 | MP3A | Mx | .011 | 4.75 |
| 100 | M57 | X | -28.808 | 1 |
| 101 | M57 | Z | 0 | 1 |
| 102 | M57 | Mx | 0 | 1 |
| 103 | MP2C | X | -8.221 | 6 |
| 104 | MP2C | Z | 0 | 6 |
| 105 | MP2C | Mx | .002 | 6 |

Member Point Loads (BLC 25 : Antenna Wi (300 Deg))

| | Member Label | Direction | Magnitude[lb.k-ft] | Location[ft.%] |
|----|--------------|-----------|--------------------|----------------|
| 1 | MP1A | X | -9.928 | .25 |
| 2 | MP1A | Z | -5.732 | .25 |
| 3 | MP1A | Mx | .005 | .25 |
| 4 | MP1A | X | -9.928 | 1.75 |
| 5 | MP1A | Z | -5.732 | 1.75 |
| 6 | MP1A | Mx | .005 | 1.75 |
| 7 | MP1B | X | -16.767 | .25 |
| 8 | MP1B | Z | -9.68 | .25 |
| 9 | MP1B | Mx | .002 | .25 |
| 10 | MP1B | X | -16.767 | 1.75 |
| 11 | MP1B | Z | -9.68 | 1.75 |
| 12 | MP1B | Mx | .002 | 1.75 |
| 13 | MP1C | X | -9.928 | .25 |
| 14 | MP1C | Z | -5.732 | .25 |
| 15 | MP1C | Mx | -.005 | .25 |



Company :
 Designer :
 Job Number :
 Model Name :

July 2, 2023
 4:09 PM
 Checked By: _____

Member Point Loads (BLC 25 : Antenna Wi (300 Deg)) (Continued)

| | Member Label | Direction | Magnitude[lb.k-ft] | Location[ft.%] |
|----|--------------|-----------|--------------------|----------------|
| 16 | MP1C | X | -9.928 | 1.75 |
| 17 | MP1C | Z | -5.732 | 1.75 |
| 18 | MP1C | Mx | -.005 | 1.75 |
| 19 | MP2A | X | -11.519 | 2.5 |
| 20 | MP2A | Z | -6.651 | 2.5 |
| 21 | MP2A | Mx | -.006 | 2.5 |
| 22 | MP2B | X | -14.616 | 2.5 |
| 23 | MP2B | Z | -8.439 | 2.5 |
| 24 | MP2B | Mx | -.001 | 2.5 |
| 25 | MP2C | X | -11.519 | 2.5 |
| 26 | MP2C | Z | -6.651 | 2.5 |
| 27 | MP2C | Mx | .006 | 2.5 |
| 28 | MP3A | X | -10.293 | 2 |
| 29 | MP3A | Z | -5.943 | 2 |
| 30 | MP3A | Mx | -.005 | 2 |
| 31 | MP3B | X | -14.567 | 2 |
| 32 | MP3B | Z | -8.41 | 2 |
| 33 | MP3B | Mx | -.001 | 2 |
| 34 | MP3C | X | -10.293 | 2 |
| 35 | MP3C | Z | -5.943 | 2 |
| 36 | MP3C | Mx | .005 | 2 |
| 37 | MP5A | X | -8.385 | 4.5 |
| 38 | MP5A | Z | -4.841 | 4.5 |
| 39 | MP5A | Mx | .004 | 4.5 |
| 40 | MP5B | X | -12.298 | 4.5 |
| 41 | MP5B | Z | -7.1 | 4.5 |
| 42 | MP5B | Mx | .001 | 4.5 |
| 43 | MP5C | X | -8.385 | 4.5 |
| 44 | MP5C | Z | -4.841 | 4.5 |
| 45 | MP5C | Mx | -.004 | 4.5 |
| 46 | MP2A | X | -22.247 | .75 |
| 47 | MP2A | Z | -12.844 | .75 |
| 48 | MP2A | Mx | .004 | .75 |
| 49 | MP2A | X | -22.247 | 5.25 |
| 50 | MP2A | Z | -12.844 | 5.25 |
| 51 | MP2A | Mx | .004 | 5.25 |
| 52 | MP2B | X | -28.385 | .75 |
| 53 | MP2B | Z | -16.388 | .75 |
| 54 | MP2B | Mx | .022 | .75 |
| 55 | MP2B | X | -28.385 | 5.25 |
| 56 | MP2B | Z | -16.388 | 5.25 |
| 57 | MP2B | Mx | .022 | 5.25 |
| 58 | MP2C | X | -22.247 | .75 |
| 59 | MP2C | Z | -12.844 | .75 |
| 60 | MP2C | Mx | -.019 | .75 |
| 61 | MP2C | X | -22.247 | 5.25 |
| 62 | MP2C | Z | -12.844 | 5.25 |
| 63 | MP2C | Mx | -.019 | 5.25 |
| 64 | MP2A | X | -22.247 | .75 |
| 65 | MP2A | Z | -12.844 | .75 |
| 66 | MP2A | Mx | .019 | .75 |
| 67 | MP2A | X | -22.247 | 5.25 |
| 68 | MP2A | Z | -12.844 | 5.25 |
| 69 | MP2A | Mx | .019 | 5.25 |
| 70 | MP2B | X | -28.385 | .75 |
| 71 | MP2B | Z | -16.388 | .75 |
| 72 | MP2B | Mx | -.016 | .75 |



Company :
 Designer :
 Job Number :
 Model Name :

July 2, 2023
 4:09 PM
 Checked By: _____

Member Point Loads (BLC 25 : Antenna Wi (300 Deg)) (Continued)

| | Member Label | Direction | Magnitude[lb.k-ft] | Location[ft.%] |
|-----|--------------|-----------|--------------------|----------------|
| 73 | MP2B | X | -28.385 | 5.25 |
| 74 | MP2B | Z | -16.388 | 5.25 |
| 75 | MP2B | Mx | -.016 | 5.25 |
| 76 | MP2C | X | -22.247 | .75 |
| 77 | MP2C | Z | -12.844 | .75 |
| 78 | MP2C | Mx | -.004 | .75 |
| 79 | MP2C | X | -22.247 | 5.25 |
| 80 | MP2C | Z | -12.844 | 5.25 |
| 81 | MP2C | Mx | -.004 | 5.25 |
| 82 | MP3B | X | -26.41 | .25 |
| 83 | MP3B | Z | -15.248 | .25 |
| 84 | MP3B | Mx | .003 | .25 |
| 85 | MP3B | X | -26.41 | 4.75 |
| 86 | MP3B | Z | -15.248 | 4.75 |
| 87 | MP3B | Mx | .003 | 4.75 |
| 88 | MP3C | X | -18.766 | .25 |
| 89 | MP3C | Z | -10.834 | .25 |
| 90 | MP3C | Mx | -.009 | .25 |
| 91 | MP3C | X | -18.766 | 4.75 |
| 92 | MP3C | Z | -10.834 | 4.75 |
| 93 | MP3C | Mx | -.009 | 4.75 |
| 94 | MP3A | X | -21.604 | .25 |
| 95 | MP3A | Z | -12.473 | .25 |
| 96 | MP3A | Mx | .011 | .25 |
| 97 | MP3A | X | -21.604 | 4.75 |
| 98 | MP3A | Z | -12.473 | 4.75 |
| 99 | MP3A | Mx | .011 | 4.75 |
| 100 | M57 | X | -28.059 | 1 |
| 101 | M57 | Z | -16.2 | 1 |
| 102 | M57 | Mx | 0 | 1 |
| 103 | MP2C | X | -4.666 | 6 |
| 104 | MP2C | Z | -2.694 | 6 |
| 105 | MP2C | Mx | .002 | 6 |

Member Point Loads (BLC 26 : Antenna Wi (330 Deg))

| | Member Label | Direction | Magnitude[lb.k-ft] | Location[ft.%] |
|----|--------------|-----------|--------------------|----------------|
| 1 | MP1A | X | -8.475 | .25 |
| 2 | MP1A | Z | -14.678 | .25 |
| 3 | MP1A | Mx | .004 | .25 |
| 4 | MP1A | X | -8.475 | 1.75 |
| 5 | MP1A | Z | -14.678 | 1.75 |
| 6 | MP1A | Mx | .004 | 1.75 |
| 7 | MP1B | X | -7.58 | .25 |
| 8 | MP1B | Z | -13.128 | .25 |
| 9 | MP1B | Mx | .005 | .25 |
| 10 | MP1B | X | -7.58 | 1.75 |
| 11 | MP1B | Z | -13.128 | 1.75 |
| 12 | MP1B | Mx | .005 | 1.75 |
| 13 | MP1C | X | -4.361 | .25 |
| 14 | MP1C | Z | -7.553 | .25 |
| 15 | MP1C | Mx | -.004 | .25 |
| 16 | MP1C | X | -4.361 | 1.75 |
| 17 | MP1C | Z | -7.553 | 1.75 |
| 18 | MP1C | Mx | -.004 | 1.75 |
| 19 | MP2A | X | -7.893 | 2.5 |
| 20 | MP2A | Z | -13.67 | 2.5 |



Company :
 Designer :
 Job Number :
 Model Name :

July 2, 2023
 4:09 PM
 Checked By: _____

Member Point Loads (BLC 26 : Antenna Wi (330 Deg)) (Continued)

| | Member Label | Direction | Magnitude[lb.k-ft] | Location[ft.%] |
|----|--------------|-----------|--------------------|----------------|
| 21 | MP2A | Mx | -.004 | 2.5 |
| 22 | MP2B | X | -7.487 | 2.5 |
| 23 | MP2B | Z | -12.968 | 2.5 |
| 24 | MP2B | Mx | -.005 | 2.5 |
| 25 | MP2C | X | -6.03 | 2.5 |
| 26 | MP2C | Z | -10.444 | 2.5 |
| 27 | MP2C | Mx | .006 | 2.5 |
| 28 | MP3A | X | -7.657 | 2 |
| 29 | MP3A | Z | -13.262 | 2 |
| 30 | MP3A | Mx | -.004 | 2 |
| 31 | MP3B | X | -7.097 | 2 |
| 32 | MP3B | Z | -12.293 | 2 |
| 33 | MP3B | Mx | -.005 | 2 |
| 34 | MP3C | X | -5.086 | 2 |
| 35 | MP3C | Z | -8.809 | 2 |
| 36 | MP3C | Mx | .005 | 2 |
| 37 | MP5A | X | -6.41 | 4.5 |
| 38 | MP5A | Z | -11.103 | 4.5 |
| 39 | MP5A | Mx | .003 | 4.5 |
| 40 | MP5B | X | -5.898 | 4.5 |
| 41 | MP5B | Z | -10.216 | 4.5 |
| 42 | MP5B | Mx | .004 | 4.5 |
| 43 | MP5C | X | -4.057 | 4.5 |
| 44 | MP5C | Z | -7.027 | 4.5 |
| 45 | MP5C | Mx | -.004 | 4.5 |
| 46 | MP2A | X | -15.306 | .75 |
| 47 | MP2A | Z | -26.51 | .75 |
| 48 | MP2A | Mx | -.008 | .75 |
| 49 | MP2A | X | -15.306 | 5.25 |
| 50 | MP2A | Z | -26.51 | 5.25 |
| 51 | MP2A | Mx | -.008 | 5.25 |
| 52 | MP2B | X | -14.502 | .75 |
| 53 | MP2B | Z | -25.119 | .75 |
| 54 | MP2B | Mx | .022 | .75 |
| 55 | MP2B | X | -14.502 | 5.25 |
| 56 | MP2B | Z | -25.119 | 5.25 |
| 57 | MP2B | Mx | .022 | 5.25 |
| 58 | MP2C | X | -11.613 | .75 |
| 59 | MP2C | Z | -20.115 | .75 |
| 60 | MP2C | Mx | -.012 | .75 |
| 61 | MP2C | X | -11.613 | 5.25 |
| 62 | MP2C | Z | -20.115 | 5.25 |
| 63 | MP2C | Mx | -.012 | 5.25 |
| 64 | MP2A | X | -15.306 | .75 |
| 65 | MP2A | Z | -26.51 | .75 |
| 66 | MP2A | Mx | .023 | .75 |
| 67 | MP2A | X | -15.306 | 5.25 |
| 68 | MP2A | Z | -26.51 | 5.25 |
| 69 | MP2A | Mx | .023 | 5.25 |
| 70 | MP2B | X | -14.502 | .75 |
| 71 | MP2B | Z | -25.119 | .75 |
| 72 | MP2B | Mx | -.004 | .75 |
| 73 | MP2B | X | -14.502 | 5.25 |
| 74 | MP2B | Z | -25.119 | 5.25 |
| 75 | MP2B | Mx | -.004 | 5.25 |
| 76 | MP2C | X | -11.613 | .75 |
| 77 | MP2C | Z | -20.115 | .75 |



Company :
 Designer :
 Job Number :
 Model Name :

July 2, 2023
 4:09 PM
 Checked By: _____

Member Point Loads (BLC 26 : Antenna Wi (330 Deg)) (Continued)

| | Member Label | Direction | Magnitude[lb.k-ft] | Location[ft.%] |
|-----|--------------|-----------|--------------------|----------------|
| 78 | MP2C | Mx | -.012 | .75 |
| 79 | MP2C | X | -11.613 | 5.25 |
| 80 | MP2C | Z | -20.115 | 5.25 |
| 81 | MP2C | Mx | -.012 | 5.25 |
| 82 | MP3B | X | -12.9 | .25 |
| 83 | MP3B | Z | -22.343 | .25 |
| 84 | MP3B | Mx | .008 | .25 |
| 85 | MP3B | X | -12.9 | 4.75 |
| 86 | MP3B | Z | -22.343 | 4.75 |
| 87 | MP3B | Mx | .008 | 4.75 |
| 88 | MP3C | X | -9.302 | .25 |
| 89 | MP3C | Z | -16.111 | .25 |
| 90 | MP3C | Mx | -.009 | .25 |
| 91 | MP3C | X | -9.302 | 4.75 |
| 92 | MP3C | Z | -16.111 | 4.75 |
| 93 | MP3C | Mx | -.009 | 4.75 |
| 94 | MP3A | X | -15.612 | .25 |
| 95 | MP3A | Z | -27.041 | .25 |
| 96 | MP3A | Mx | .008 | .25 |
| 97 | MP3A | X | -15.612 | 4.75 |
| 98 | MP3A | Z | -27.041 | 4.75 |
| 99 | MP3A | Mx | .008 | 4.75 |
| 100 | M57 | X | -17.098 | 1 |
| 101 | M57 | Z | -29.615 | 1 |
| 102 | M57 | Mx | 0 | 1 |
| 103 | MP2C | X | -1.986 | 6 |
| 104 | MP2C | Z | -3.439 | 6 |
| 105 | MP2C | Mx | .002 | 6 |

Member Point Loads (BLC 27 : Antenna Wm (0 Deg))

| | Member Label | Direction | Magnitude[lb.k-ft] | Location[ft.%] |
|----|--------------|-----------|--------------------|----------------|
| 1 | MP1A | X | 0 | .25 |
| 2 | MP1A | Z | -4.956 | .25 |
| 3 | MP1A | Mx | 0 | .25 |
| 4 | MP1A | X | 0 | 1.75 |
| 5 | MP1A | Z | -4.956 | 1.75 |
| 6 | MP1A | Mx | 0 | 1.75 |
| 7 | MP1B | X | 0 | .25 |
| 8 | MP1B | Z | -2.087 | .25 |
| 9 | MP1B | Mx | .000981 | .25 |
| 10 | MP1B | X | 0 | 1.75 |
| 11 | MP1B | Z | -2.087 | 1.75 |
| 12 | MP1B | Mx | .000981 | 1.75 |
| 13 | MP1C | X | 0 | .25 |
| 14 | MP1C | Z | -2.519 | .25 |
| 15 | MP1C | Mx | -.001 | .25 |
| 16 | MP1C | X | 0 | 1.75 |
| 17 | MP1C | Z | -2.519 | 1.75 |
| 18 | MP1C | Mx | -.001 | 1.75 |
| 19 | MP2A | X | 0 | 2.5 |
| 20 | MP2A | Z | -3.919 | 2.5 |
| 21 | MP2A | Mx | 0 | 2.5 |
| 22 | MP2B | X | 0 | 2.5 |
| 23 | MP2B | Z | -2.78 | 2.5 |
| 24 | MP2B | Mx | -.001 | 2.5 |
| 25 | MP2C | X | 0 | 2.5 |



Company :
 Designer :
 Job Number :
 Model Name :

July 2, 2023
 4:09 PM
 Checked By: _____

Member Point Loads (BLC 27 : Antenna Wm (0 Deg)) (Continued)

| | Member Label | Direction | Magnitude[lb.k-ft] | Location[ft.%] |
|----|--------------|-----------|--------------------|----------------|
| 26 | MP2C | Z | -2.952 | 2.5 |
| 27 | MP2C | Mx | .001 | 2.5 |
| 28 | MP3A | X | 0 | 2 |
| 29 | MP3A | Z | -3.919 | 2 |
| 30 | MP3A | Mx | 0 | 2 |
| 31 | MP3B | X | 0 | 2 |
| 32 | MP3B | Z | -2.356 | 2 |
| 33 | MP3B | Mx | -.001 | 2 |
| 34 | MP3C | X | 0 | 2 |
| 35 | MP3C | Z | -2.592 | 2 |
| 36 | MP3C | Mx | .001 | 2 |
| 37 | MP5A | X | 0 | 4.5 |
| 38 | MP5A | Z | -3.894 | 4.5 |
| 39 | MP5A | Mx | 0 | 4.5 |
| 40 | MP5B | X | 0 | 4.5 |
| 41 | MP5B | Z | -2.141 | 4.5 |
| 42 | MP5B | Mx | .001 | 4.5 |
| 43 | MP5C | X | 0 | 4.5 |
| 44 | MP5C | Z | -2.405 | 4.5 |
| 45 | MP5C | Mx | -.001 | 4.5 |
| 46 | MP2A | X | 0 | .75 |
| 47 | MP2A | Z | -6.966 | .75 |
| 48 | MP2A | Mx | -.004 | .75 |
| 49 | MP2A | X | 0 | 5.25 |
| 50 | MP2A | Z | -6.966 | 5.25 |
| 51 | MP2A | Mx | -.004 | 5.25 |
| 52 | MP2B | X | 0 | .75 |
| 53 | MP2B | Z | -3.461 | .75 |
| 54 | MP2B | Mx | .002 | .75 |
| 55 | MP2B | X | 0 | 5.25 |
| 56 | MP2B | Z | -3.461 | 5.25 |
| 57 | MP2B | Mx | .002 | 5.25 |
| 58 | MP2C | X | 0 | .75 |
| 59 | MP2C | Z | -3.989 | .75 |
| 60 | MP2C | Mx | -.000564 | .75 |
| 61 | MP2C | X | 0 | 5.25 |
| 62 | MP2C | Z | -3.989 | 5.25 |
| 63 | MP2C | Mx | -.000564 | 5.25 |
| 64 | MP2A | X | 0 | .75 |
| 65 | MP2A | Z | -6.966 | .75 |
| 66 | MP2A | Mx | .004 | .75 |
| 67 | MP2A | X | 0 | 5.25 |
| 68 | MP2A | Z | -6.966 | 5.25 |
| 69 | MP2A | Mx | .004 | 5.25 |
| 70 | MP2B | X | 0 | .75 |
| 71 | MP2B | Z | -3.461 | .75 |
| 72 | MP2B | Mx | .000936 | .75 |
| 73 | MP2B | X | 0 | 5.25 |
| 74 | MP2B | Z | -3.461 | 5.25 |
| 75 | MP2B | Mx | .000936 | 5.25 |
| 76 | MP2C | X | 0 | .75 |
| 77 | MP2C | Z | -3.989 | .75 |
| 78 | MP2C | Mx | -.003 | .75 |
| 79 | MP2C | X | 0 | 5.25 |
| 80 | MP2C | Z | -3.989 | 5.25 |
| 81 | MP2C | Mx | -.003 | 5.25 |
| 82 | MP3B | X | 0 | .25 |

Member Point Loads (BLC 27 : Antenna Wm (0 Deg)) (Continued)

| | Member Label | Direction | Magnitude[lb.k-ft] | Location[ft.%] |
|-----|--------------|-----------|--------------------|----------------|
| 83 | MP3B | Z | -5.761 | .25 |
| 84 | MP3B | Mx | .003 | .25 |
| 85 | MP3B | X | 0 | 4.75 |
| 86 | MP3B | Z | -5.761 | 4.75 |
| 87 | MP3B | Mx | .003 | 4.75 |
| 88 | MP3C | X | 0 | .25 |
| 89 | MP3C | Z | -6.335 | .25 |
| 90 | MP3C | Mx | -.003 | .25 |
| 91 | MP3C | X | 0 | 4.75 |
| 92 | MP3C | Z | -6.335 | 4.75 |
| 93 | MP3C | Mx | -.003 | 4.75 |
| 94 | MP3A | X | 0 | .25 |
| 95 | MP3A | Z | -10.746 | .25 |
| 96 | MP3A | Mx | 0 | .25 |
| 97 | MP3A | X | 0 | 4.75 |
| 98 | MP3A | Z | -10.746 | 4.75 |
| 99 | MP3A | Mx | 0 | 4.75 |
| 100 | M57 | X | 0 | 1 |
| 101 | M57 | Z | -7.535 | 1 |
| 102 | M57 | Mx | 0 | 1 |
| 103 | MP2C | X | 0 | 6 |
| 104 | MP2C | Z | -1.159 | 6 |
| 105 | MP2C | Mx | .000502 | 6 |

Member Point Loads (BLC 28 : Antenna Wm (30 Deg))

| | Member Label | Direction | Magnitude[lb.k-ft] | Location[ft.%] |
|----|--------------|-----------|--------------------|----------------|
| 1 | MP1A | X | 2.072 | .25 |
| 2 | MP1A | Z | -3.588 | .25 |
| 3 | MP1A | Mx | -.001 | .25 |
| 4 | MP1A | X | 2.072 | 1.75 |
| 5 | MP1A | Z | -3.588 | 1.75 |
| 6 | MP1A | Mx | -.001 | 1.75 |
| 7 | MP1B | X | .902 | .25 |
| 8 | MP1B | Z | -1.563 | .25 |
| 9 | MP1B | Mx | .000889 | .25 |
| 10 | MP1B | X | .902 | 1.75 |
| 11 | MP1B | Z | -1.563 | 1.75 |
| 12 | MP1B | Mx | .000889 | 1.75 |
| 13 | MP1C | X | 2.072 | .25 |
| 14 | MP1C | Z | -3.588 | .25 |
| 15 | MP1C | Mx | -.001 | .25 |
| 16 | MP1C | X | 2.072 | 1.75 |
| 17 | MP1C | Z | -3.588 | 1.75 |
| 18 | MP1C | Mx | -.001 | 1.75 |
| 19 | MP2A | X | 1.798 | 2.5 |
| 20 | MP2A | Z | -3.115 | 2.5 |
| 21 | MP2A | Mx | .000899 | 2.5 |
| 22 | MP2B | X | 1.334 | 2.5 |
| 23 | MP2B | Z | -2.311 | 2.5 |
| 24 | MP2B | Mx | -.001 | 2.5 |
| 25 | MP2C | X | 1.798 | 2.5 |
| 26 | MP2C | Z | -3.115 | 2.5 |
| 27 | MP2C | Mx | .000899 | 2.5 |
| 28 | MP3A | X | 1.738 | 2 |
| 29 | MP3A | Z | -3.011 | 2 |
| 30 | MP3A | Mx | .000869 | 2 |



Company :
 Designer :
 Job Number :
 Model Name :

July 2, 2023
 4:09 PM
 Checked By: _____

Member Point Loads (BLC 28 : Antenna Wm (30 Deg)) (Continued)

| | Member Label | Direction | Magnitude[lb.k-ft] | Location[ft.%] |
|----|--------------|-----------|--------------------|----------------|
| 31 | MP3B | X | 1.101 | 2 |
| 32 | MP3B | Z | -1.907 | 2 |
| 33 | MP3B | Mx | -.001 | 2 |
| 34 | MP3C | X | 1.738 | 2 |
| 35 | MP3C | Z | -3.011 | 2 |
| 36 | MP3C | Mx | .000869 | 2 |
| 37 | MP5A | X | 1.699 | 4.5 |
| 38 | MP5A | Z | -2.942 | 4.5 |
| 39 | MP5A | Mx | -.00085 | 4.5 |
| 40 | MP5B | X | .984 | 4.5 |
| 41 | MP5B | Z | -1.705 | 4.5 |
| 42 | MP5B | Mx | .000969 | 4.5 |
| 43 | MP5C | X | 1.699 | 4.5 |
| 44 | MP5C | Z | -2.942 | 4.5 |
| 45 | MP5C | Mx | -.000849 | 4.5 |
| 46 | MP2A | X | 2.987 | .75 |
| 47 | MP2A | Z | -5.173 | .75 |
| 48 | MP2A | Mx | -.005 | .75 |
| 49 | MP2A | X | 2.987 | 5.25 |
| 50 | MP2A | Z | -5.173 | 5.25 |
| 51 | MP2A | Mx | -.005 | 5.25 |
| 52 | MP2B | X | 1.558 | .75 |
| 53 | MP2B | Z | -2.698 | .75 |
| 54 | MP2B | Mx | .001 | .75 |
| 55 | MP2B | X | 1.558 | 5.25 |
| 56 | MP2B | Z | -2.698 | 5.25 |
| 57 | MP2B | Mx | .001 | 5.25 |
| 58 | MP2C | X | 2.987 | .75 |
| 59 | MP2C | Z | -5.173 | .75 |
| 60 | MP2C | Mx | .002 | .75 |
| 61 | MP2C | X | 2.987 | 5.25 |
| 62 | MP2C | Z | -5.173 | 5.25 |
| 63 | MP2C | Mx | .002 | 5.25 |
| 64 | MP2A | X | 2.987 | .75 |
| 65 | MP2A | Z | -5.173 | .75 |
| 66 | MP2A | Mx | .002 | .75 |
| 67 | MP2A | X | 2.987 | 5.25 |
| 68 | MP2A | Z | -5.173 | 5.25 |
| 69 | MP2A | Mx | .002 | 5.25 |
| 70 | MP2B | X | 1.558 | .75 |
| 71 | MP2B | Z | -2.698 | .75 |
| 72 | MP2B | Mx | .002 | .75 |
| 73 | MP2B | X | 1.558 | 5.25 |
| 74 | MP2B | Z | -2.698 | 5.25 |
| 75 | MP2B | Mx | .002 | 5.25 |
| 76 | MP2C | X | 2.987 | .75 |
| 77 | MP2C | Z | -5.173 | .75 |
| 78 | MP2C | Mx | -.005 | .75 |
| 79 | MP2C | X | 2.987 | 5.25 |
| 80 | MP2C | Z | -5.173 | 5.25 |
| 81 | MP2C | Mx | -.005 | 5.25 |
| 82 | MP3B | X | 2.693 | .25 |
| 83 | MP3B | Z | -4.665 | .25 |
| 84 | MP3B | Mx | .003 | .25 |
| 85 | MP3B | X | 2.693 | 4.75 |
| 86 | MP3B | Z | -4.665 | 4.75 |
| 87 | MP3B | Mx | .003 | 4.75 |



Company :
 Designer :
 Job Number :
 Model Name :

July 2, 2023
 4:09 PM
 Checked By: _____

Member Point Loads (BLC 28 : Antenna Wm (30 Deg)) (Continued)

| | Member Label | Direction | Magnitude[lb.k-ft] | Location[ft.%] |
|-----|--------------|-----------|--------------------|----------------|
| 88 | MP3C | X | 4.246 | .25 |
| 89 | MP3C | Z | -7.354 | .25 |
| 90 | MP3C | Mx | -.002 | .25 |
| 91 | MP3C | X | 4.246 | 4.75 |
| 92 | MP3C | Z | -7.354 | 4.75 |
| 93 | MP3C | Mx | -.002 | 4.75 |
| 94 | MP3A | X | 4.818 | .25 |
| 95 | MP3A | Z | -8.345 | .25 |
| 96 | MP3A | Mx | -.002 | .25 |
| 97 | MP3A | X | 4.818 | 4.75 |
| 98 | MP3A | Z | -8.345 | 4.75 |
| 99 | MP3A | Mx | -.002 | 4.75 |
| 100 | M57 | X | 3.287 | 1 |
| 101 | M57 | Z | -5.693 | 1 |
| 102 | M57 | Mx | 0 | 1 |
| 103 | MP2C | X | 1.002 | 6 |
| 104 | MP2C | Z | -1.736 | 6 |
| 105 | MP2C | Mx | .000501 | 6 |

Member Point Loads (BLC 29 : Antenna Wm (60 Deg))

| | Member Label | Direction | Magnitude[lb.k-ft] | Location[ft.%] |
|----|--------------|-----------|--------------------|----------------|
| 1 | MP1A | X | 2.182 | .25 |
| 2 | MP1A | Z | -1.259 | .25 |
| 3 | MP1A | Mx | -.001 | .25 |
| 4 | MP1A | X | 2.182 | 1.75 |
| 5 | MP1A | Z | -1.259 | 1.75 |
| 6 | MP1A | Mx | -.001 | 1.75 |
| 7 | MP1B | X | 2.641 | .25 |
| 8 | MP1B | Z | -1.525 | .25 |
| 9 | MP1B | Mx | .001 | .25 |
| 10 | MP1B | X | 2.641 | 1.75 |
| 11 | MP1B | Z | -1.525 | 1.75 |
| 12 | MP1B | Mx | .001 | 1.75 |
| 13 | MP1C | X | 4.292 | .25 |
| 14 | MP1C | Z | -2.478 | .25 |
| 15 | MP1C | Mx | 0 | .25 |
| 16 | MP1C | X | 4.292 | 1.75 |
| 17 | MP1C | Z | -2.478 | 1.75 |
| 18 | MP1C | Mx | 0 | 1.75 |
| 19 | MP2A | X | 2.556 | 2.5 |
| 20 | MP2A | Z | -1.476 | 2.5 |
| 21 | MP2A | Mx | .001 | 2.5 |
| 22 | MP2B | X | 2.739 | 2.5 |
| 23 | MP2B | Z | -1.581 | 2.5 |
| 24 | MP2B | Mx | -.001 | 2.5 |
| 25 | MP2C | X | 3.394 | 2.5 |
| 26 | MP2C | Z | -1.96 | 2.5 |
| 27 | MP2C | Mx | 0 | 2.5 |
| 28 | MP3A | X | 2.244 | 2 |
| 29 | MP3A | Z | -1.296 | 2 |
| 30 | MP3A | Mx | .001 | 2 |
| 31 | MP3B | X | 2.495 | 2 |
| 32 | MP3B | Z | -1.44 | 2 |
| 33 | MP3B | Mx | -.001 | 2 |
| 34 | MP3C | X | 3.394 | 2 |
| 35 | MP3C | Z | -1.96 | 2 |



Company :
 Designer :
 Job Number :
 Model Name :

July 2, 2023
 4:09 PM
 Checked By: _____

Member Point Loads (BLC 29 : Antenna Wm (60 Deg)) (Continued)

| | Member Label | Direction | Magnitude[lb.k-ft] | Location[ft.%] |
|----|--------------|-----------|--------------------|----------------|
| 36 | MP3C | Mx | 0 | 2 |
| 37 | MP5A | X | 2.083 | 4.5 |
| 38 | MP5A | Z | -1.202 | 4.5 |
| 39 | MP5A | Mx | -.001 | 4.5 |
| 40 | MP5B | X | 2.363 | 4.5 |
| 41 | MP5B | Z | -1.364 | 4.5 |
| 42 | MP5B | Mx | .001 | 4.5 |
| 43 | MP5C | X | 3.372 | 4.5 |
| 44 | MP5C | Z | -1.947 | 4.5 |
| 45 | MP5C | Mx | 0 | 4.5 |
| 46 | MP2A | X | 3.454 | .75 |
| 47 | MP2A | Z | -1.994 | .75 |
| 48 | MP2A | Mx | -.003 | .75 |
| 49 | MP2A | X | 3.454 | 5.25 |
| 50 | MP2A | Z | -1.994 | 5.25 |
| 51 | MP2A | Mx | -.003 | 5.25 |
| 52 | MP2B | X | 4.015 | .75 |
| 53 | MP2B | Z | -2.318 | .75 |
| 54 | MP2B | Mx | 3.7e-5 | .75 |
| 55 | MP2B | X | 4.015 | 5.25 |
| 56 | MP2B | Z | -2.318 | 5.25 |
| 57 | MP2B | Mx | 3.7e-5 | 5.25 |
| 58 | MP2C | X | 6.033 | .75 |
| 59 | MP2C | Z | -3.483 | .75 |
| 60 | MP2C | Mx | .004 | .75 |
| 61 | MP2C | X | 6.033 | 5.25 |
| 62 | MP2C | Z | -3.483 | 5.25 |
| 63 | MP2C | Mx | .004 | 5.25 |
| 64 | MP2A | X | 3.454 | .75 |
| 65 | MP2A | Z | -1.994 | .75 |
| 66 | MP2A | Mx | -.000564 | .75 |
| 67 | MP2A | X | 3.454 | 5.25 |
| 68 | MP2A | Z | -1.994 | 5.25 |
| 69 | MP2A | Mx | -.000564 | 5.25 |
| 70 | MP2B | X | 4.015 | .75 |
| 71 | MP2B | Z | -2.318 | .75 |
| 72 | MP2B | Mx | .004 | .75 |
| 73 | MP2B | X | 4.015 | 5.25 |
| 74 | MP2B | Z | -2.318 | 5.25 |
| 75 | MP2B | Mx | .004 | 5.25 |
| 76 | MP2C | X | 6.033 | .75 |
| 77 | MP2C | Z | -3.483 | .75 |
| 78 | MP2C | Mx | -.004 | .75 |
| 79 | MP2C | X | 6.033 | 5.25 |
| 80 | MP2C | Z | -3.483 | 5.25 |
| 81 | MP2C | Mx | -.004 | 5.25 |
| 82 | MP3B | X | 6.096 | .25 |
| 83 | MP3B | Z | -3.52 | .25 |
| 84 | MP3B | Mx | .003 | .25 |
| 85 | MP3B | X | 6.096 | 4.75 |
| 86 | MP3B | Z | -3.52 | 4.75 |
| 87 | MP3B | Mx | .003 | 4.75 |
| 88 | MP3C | X | 8.288 | .25 |
| 89 | MP3C | Z | -4.785 | .25 |
| 90 | MP3C | Mx | 0 | .25 |
| 91 | MP3C | X | 8.288 | 4.75 |
| 92 | MP3C | Z | -4.785 | 4.75 |

Member Point Loads (BLC 29 : Antenna Wm (60 Deg)) (Continued)

| | Member Label | Direction | Magnitude[lb.k-ft] | Location[ft.%] |
|-----|--------------|-----------|--------------------|----------------|
| 93 | MP3C | Mx | 0 | 4.75 |
| 94 | MP3A | X | 6.424 | .25 |
| 95 | MP3A | Z | -3.709 | .25 |
| 96 | MP3A | Mx | -.003 | .25 |
| 97 | MP3A | X | 6.424 | 4.75 |
| 98 | MP3A | Z | -3.709 | 4.75 |
| 99 | MP3A | Mx | -.003 | 4.75 |
| 100 | M57 | X | 5.277 | 1 |
| 101 | M57 | Z | -3.047 | 1 |
| 102 | M57 | Mx | 0 | 1 |
| 103 | MP2C | X | 2.102 | 6 |
| 104 | MP2C | Z | -1.214 | 6 |
| 105 | MP2C | Mx | 0 | 6 |

Member Point Loads (BLC 30 : Antenna Wm (90 Deg))

| | Member Label | Direction | Magnitude[lb.k-ft] | Location[ft.%] |
|----|--------------|-----------|--------------------|----------------|
| 1 | MP1A | X | 1.707 | .25 |
| 2 | MP1A | Z | 0 | .25 |
| 3 | MP1A | Mx | -.000854 | .25 |
| 4 | MP1A | X | 1.707 | 1.75 |
| 5 | MP1A | Z | 0 | 1.75 |
| 6 | MP1A | Mx | -.000854 | 1.75 |
| 7 | MP1B | X | 4.576 | .25 |
| 8 | MP1B | Z | 0 | .25 |
| 9 | MP1B | Mx | .000783 | .25 |
| 10 | MP1B | X | 4.576 | 1.75 |
| 11 | MP1B | Z | 0 | 1.75 |
| 12 | MP1B | Mx | .000783 | 1.75 |
| 13 | MP1C | X | 4.144 | .25 |
| 14 | MP1C | Z | 0 | .25 |
| 15 | MP1C | Mx | .001 | .25 |
| 16 | MP1C | X | 4.144 | 1.75 |
| 17 | MP1C | Z | 0 | 1.75 |
| 18 | MP1C | Mx | .001 | 1.75 |
| 19 | MP2A | X | 2.63 | 2.5 |
| 20 | MP2A | Z | 0 | 2.5 |
| 21 | MP2A | Mx | .001 | 2.5 |
| 22 | MP2B | X | 3.768 | 2.5 |
| 23 | MP2B | Z | 0 | 2.5 |
| 24 | MP2B | Mx | -.000644 | 2.5 |
| 25 | MP2C | X | 3.597 | 2.5 |
| 26 | MP2C | Z | 0 | 2.5 |
| 27 | MP2C | Mx | -.000899 | 2.5 |
| 28 | MP3A | X | 2.149 | 2 |
| 29 | MP3A | Z | 0 | 2 |
| 30 | MP3A | Mx | .001 | 2 |
| 31 | MP3B | X | 3.712 | 2 |
| 32 | MP3B | Z | 0 | 2 |
| 33 | MP3B | Mx | -.000635 | 2 |
| 34 | MP3C | X | 3.477 | 2 |
| 35 | MP3C | Z | 0 | 2 |
| 36 | MP3C | Mx | -.000869 | 2 |
| 37 | MP5A | X | 1.908 | 4.5 |
| 38 | MP5A | Z | 0 | 4.5 |
| 39 | MP5A | Mx | -.000954 | 4.5 |
| 40 | MP5B | X | 3.662 | 4.5 |



Company :
 Designer :
 Job Number :
 Model Name :

July 2, 2023
 4:09 PM
 Checked By: _____

Member Point Loads (BLC 30 : Antenna Wm (90 Deg)) (Continued)

| | Member Label | Direction | Magnitude[lb.k-ft] | Location[ft.%] |
|----|--------------|-----------|--------------------|----------------|
| 41 | MP5B | Z | 0 | 4.5 |
| 42 | MP5B | Mx | .000626 | 4.5 |
| 43 | MP5C | X | 3.397 | 4.5 |
| 44 | MP5C | Z | 0 | 4.5 |
| 45 | MP5C | Mx | .000849 | 4.5 |
| 46 | MP2A | X | 2.996 | .75 |
| 47 | MP2A | Z | 0 | .75 |
| 48 | MP2A | Mx | -.001 | .75 |
| 49 | MP2A | X | 2.996 | 5.25 |
| 50 | MP2A | Z | 0 | 5.25 |
| 51 | MP2A | Mx | -.001 | 5.25 |
| 52 | MP2B | X | 6.502 | .75 |
| 53 | MP2B | Z | 0 | .75 |
| 54 | MP2B | Mx | -.002 | .75 |
| 55 | MP2B | X | 6.502 | 5.25 |
| 56 | MP2B | Z | 0 | 5.25 |
| 57 | MP2B | Mx | -.002 | 5.25 |
| 58 | MP2C | X | 5.974 | .75 |
| 59 | MP2C | Z | 0 | .75 |
| 60 | MP2C | Mx | .005 | .75 |
| 61 | MP2C | X | 5.974 | 5.25 |
| 62 | MP2C | Z | 0 | 5.25 |
| 63 | MP2C | Mx | .005 | 5.25 |
| 64 | MP2A | X | 2.996 | .75 |
| 65 | MP2A | Z | 0 | .75 |
| 66 | MP2A | Mx | -.001 | .75 |
| 67 | MP2A | X | 2.996 | 5.25 |
| 68 | MP2A | Z | 0 | 5.25 |
| 69 | MP2A | Mx | -.001 | 5.25 |
| 70 | MP2B | X | 6.502 | .75 |
| 71 | MP2B | Z | 0 | .75 |
| 72 | MP2B | Mx | .005 | .75 |
| 73 | MP2B | X | 6.502 | 5.25 |
| 74 | MP2B | Z | 0 | 5.25 |
| 75 | MP2B | Mx | .005 | 5.25 |
| 76 | MP2C | X | 5.974 | .75 |
| 77 | MP2C | Z | 0 | .75 |
| 78 | MP2C | Mx | -.002 | .75 |
| 79 | MP2C | X | 5.974 | 5.25 |
| 80 | MP2C | Z | 0 | 5.25 |
| 81 | MP2C | Mx | -.002 | 5.25 |
| 82 | MP3B | X | 9.066 | .25 |
| 83 | MP3B | Z | 0 | .25 |
| 84 | MP3B | Mx | .002 | .25 |
| 85 | MP3B | X | 9.066 | 4.75 |
| 86 | MP3B | Z | 0 | 4.75 |
| 87 | MP3B | Mx | .002 | 4.75 |
| 88 | MP3C | X | 8.492 | .25 |
| 89 | MP3C | Z | 0 | .25 |
| 90 | MP3C | Mx | .002 | .25 |
| 91 | MP3C | X | 8.492 | 4.75 |
| 92 | MP3C | Z | 0 | 4.75 |
| 93 | MP3C | Mx | .002 | 4.75 |
| 94 | MP3A | X | 6.308 | .25 |
| 95 | MP3A | Z | 0 | .25 |
| 96 | MP3A | Mx | -.003 | .25 |
| 97 | MP3A | X | 6.308 | 4.75 |



Company :
 Designer :
 Job Number :
 Model Name :

July 2, 2023
 4:09 PM
 Checked By: _____

Member Point Loads (BLC 30 : Antenna Wm (90 Deg)) (Continued)

| | Member Label | Direction | Magnitude[lb.k-ft] | Location[ft.%] |
|-----|--------------|-----------|--------------------|----------------|
| 98 | MP3A | Z | 0 | 4.75 |
| 99 | MP3A | Mx | -.003 | 4.75 |
| 100 | M57 | X | 6.574 | 1 |
| 101 | M57 | Z | 0 | 1 |
| 102 | M57 | Mx | 0 | 1 |
| 103 | MP2C | X | 2.005 | 6 |
| 104 | MP2C | Z | 0 | 6 |
| 105 | MP2C | Mx | -.000501 | 6 |

Member Point Loads (BLC 31 : Antenna Wm (120 Deg))

| | Member Label | Direction | Magnitude[lb.k-ft] | Location[ft.%] |
|----|--------------|-----------|--------------------|----------------|
| 1 | MP1A | X | 2.182 | .25 |
| 2 | MP1A | Z | 1.259 | .25 |
| 3 | MP1A | Mx | -.001 | .25 |
| 4 | MP1A | X | 2.182 | 1.75 |
| 5 | MP1A | Z | 1.259 | 1.75 |
| 6 | MP1A | Mx | -.001 | 1.75 |
| 7 | MP1B | X | 4.207 | .25 |
| 8 | MP1B | Z | 2.429 | .25 |
| 9 | MP1B | Mx | -.000422 | .25 |
| 10 | MP1B | X | 4.207 | 1.75 |
| 11 | MP1B | Z | 2.429 | 1.75 |
| 12 | MP1B | Mx | -.000422 | 1.75 |
| 13 | MP1C | X | 2.182 | .25 |
| 14 | MP1C | Z | 1.259 | .25 |
| 15 | MP1C | Mx | .001 | .25 |
| 16 | MP1C | X | 2.182 | 1.75 |
| 17 | MP1C | Z | 1.259 | 1.75 |
| 18 | MP1C | Mx | .001 | 1.75 |
| 19 | MP2A | X | 2.556 | 2.5 |
| 20 | MP2A | Z | 1.476 | 2.5 |
| 21 | MP2A | Mx | .001 | 2.5 |
| 22 | MP2B | X | 3.36 | 2.5 |
| 23 | MP2B | Z | 1.94 | 2.5 |
| 24 | MP2B | Mx | .000337 | 2.5 |
| 25 | MP2C | X | 2.556 | 2.5 |
| 26 | MP2C | Z | 1.476 | 2.5 |
| 27 | MP2C | Mx | -.001 | 2.5 |
| 28 | MP3A | X | 2.244 | 2 |
| 29 | MP3A | Z | 1.296 | 2 |
| 30 | MP3A | Mx | .001 | 2 |
| 31 | MP3B | X | 3.348 | 2 |
| 32 | MP3B | Z | 1.933 | 2 |
| 33 | MP3B | Mx | .000336 | 2 |
| 34 | MP3C | X | 2.244 | 2 |
| 35 | MP3C | Z | 1.296 | 2 |
| 36 | MP3C | Mx | -.001 | 2 |
| 37 | MP5A | X | 2.083 | 4.5 |
| 38 | MP5A | Z | 1.202 | 4.5 |
| 39 | MP5A | Mx | -.001 | 4.5 |
| 40 | MP5B | X | 3.32 | 4.5 |
| 41 | MP5B | Z | 1.917 | 4.5 |
| 42 | MP5B | Mx | -.000333 | 4.5 |
| 43 | MP5C | X | 2.083 | 4.5 |
| 44 | MP5C | Z | 1.202 | 4.5 |
| 45 | MP5C | Mx | .001 | 4.5 |



Company :
 Designer :
 Job Number :
 Model Name :

July 2, 2023
 4:09 PM
 Checked By: _____

Member Point Loads (BLC 31 : Antenna Wm (120 Deg)) (Continued)

| | Member Label | Direction | Magnitude[lb.k-ft] | Location[ft.%] |
|-----|--------------|-----------|--------------------|----------------|
| 46 | MP2A | X | 3.454 | .75 |
| 47 | MP2A | Z | 1.994 | .75 |
| 48 | MP2A | Mx | -.000564 | .75 |
| 49 | MP2A | X | 3.454 | 5.25 |
| 50 | MP2A | Z | 1.994 | 5.25 |
| 51 | MP2A | Mx | -.000564 | 5.25 |
| 52 | MP2B | X | 5.929 | .75 |
| 53 | MP2B | Z | 3.423 | .75 |
| 54 | MP2B | Mx | -.005 | .75 |
| 55 | MP2B | X | 5.929 | 5.25 |
| 56 | MP2B | Z | 3.423 | 5.25 |
| 57 | MP2B | Mx | -.005 | 5.25 |
| 58 | MP2C | X | 3.454 | .75 |
| 59 | MP2C | Z | 1.994 | .75 |
| 60 | MP2C | Mx | .003 | .75 |
| 61 | MP2C | X | 3.454 | 5.25 |
| 62 | MP2C | Z | 1.994 | 5.25 |
| 63 | MP2C | Mx | .003 | 5.25 |
| 64 | MP2A | X | 3.454 | .75 |
| 65 | MP2A | Z | 1.994 | .75 |
| 66 | MP2A | Mx | -.003 | .75 |
| 67 | MP2A | X | 3.454 | 5.25 |
| 68 | MP2A | Z | 1.994 | 5.25 |
| 69 | MP2A | Mx | -.003 | 5.25 |
| 70 | MP2B | X | 5.929 | .75 |
| 71 | MP2B | Z | 3.423 | .75 |
| 72 | MP2B | Mx | .003 | .75 |
| 73 | MP2B | X | 5.929 | 5.25 |
| 74 | MP2B | Z | 3.423 | 5.25 |
| 75 | MP2B | Mx | .003 | 5.25 |
| 76 | MP2C | X | 3.454 | .75 |
| 77 | MP2C | Z | 1.994 | .75 |
| 78 | MP2C | Mx | .000564 | .75 |
| 79 | MP2C | X | 3.454 | 5.25 |
| 80 | MP2C | Z | 1.994 | 5.25 |
| 81 | MP2C | Mx | .000564 | 5.25 |
| 82 | MP3B | X | 8.175 | .25 |
| 83 | MP3B | Z | 4.72 | .25 |
| 84 | MP3B | Mx | -.00082 | .25 |
| 85 | MP3B | X | 8.175 | 4.75 |
| 86 | MP3B | Z | 4.72 | 4.75 |
| 87 | MP3B | Mx | -.00082 | 4.75 |
| 88 | MP3C | X | 5.486 | .25 |
| 89 | MP3C | Z | 3.168 | .25 |
| 90 | MP3C | Mx | .003 | .25 |
| 91 | MP3C | X | 5.486 | 4.75 |
| 92 | MP3C | Z | 3.168 | 4.75 |
| 93 | MP3C | Mx | .003 | 4.75 |
| 94 | MP3A | X | 6.424 | .25 |
| 95 | MP3A | Z | 3.709 | .25 |
| 96 | MP3A | Mx | -.003 | .25 |
| 97 | MP3A | X | 6.424 | 4.75 |
| 98 | MP3A | Z | 3.709 | 4.75 |
| 99 | MP3A | Mx | -.003 | 4.75 |
| 100 | M57 | X | 6.525 | 1 |
| 101 | M57 | Z | 3.767 | 1 |
| 102 | M57 | Mx | 0 | 1 |



Company :
 Designer :
 Job Number :
 Model Name :

July 2, 2023
 4:09 PM
 Checked By: _____

Member Point Loads (BLC 31 : Antenna Wm (120 Deg)) (Continued)

| | Member Label | Direction | Magnitude[lb.k-ft] | Location[ft.%] |
|-----|--------------|-----------|--------------------|----------------|
| 103 | MP2C | X | 1.004 | 6 |
| 104 | MP2C | Z | .579 | 6 |
| 105 | MP2C | Mx | -.000502 | 6 |

Member Point Loads (BLC 32 : Antenna Wm (150 Deg))

| | Member Label | Direction | Magnitude[lb.k-ft] | Location[ft.%] |
|----|--------------|-----------|--------------------|----------------|
| 1 | MP1A | X | 2.072 | .25 |
| 2 | MP1A | Z | 3.588 | .25 |
| 3 | MP1A | Mx | -.001 | .25 |
| 4 | MP1A | X | 2.072 | 1.75 |
| 5 | MP1A | Z | 3.588 | 1.75 |
| 6 | MP1A | Mx | -.001 | 1.75 |
| 7 | MP1B | X | 1.807 | .25 |
| 8 | MP1B | Z | 3.129 | .25 |
| 9 | MP1B | Mx | -.001 | .25 |
| 10 | MP1B | X | 1.807 | 1.75 |
| 11 | MP1B | Z | 3.129 | 1.75 |
| 12 | MP1B | Mx | -.001 | 1.75 |
| 13 | MP1C | X | .853 | .25 |
| 14 | MP1C | Z | 1.478 | .25 |
| 15 | MP1C | Mx | .000853 | .25 |
| 16 | MP1C | X | .853 | 1.75 |
| 17 | MP1C | Z | 1.478 | 1.75 |
| 18 | MP1C | Mx | .000853 | 1.75 |
| 19 | MP2A | X | 1.798 | 2.5 |
| 20 | MP2A | Z | 3.115 | 2.5 |
| 21 | MP2A | Mx | .000899 | 2.5 |
| 22 | MP2B | X | 1.693 | 2.5 |
| 23 | MP2B | Z | 2.933 | 2.5 |
| 24 | MP2B | Mx | .001 | 2.5 |
| 25 | MP2C | X | 1.315 | 2.5 |
| 26 | MP2C | Z | 2.277 | 2.5 |
| 27 | MP2C | Mx | -.001 | 2.5 |
| 28 | MP3A | X | 1.738 | 2 |
| 29 | MP3A | Z | 3.011 | 2 |
| 30 | MP3A | Mx | .000869 | 2 |
| 31 | MP3B | X | 1.594 | 2 |
| 32 | MP3B | Z | 2.761 | 2 |
| 33 | MP3B | Mx | .001 | 2 |
| 34 | MP3C | X | 1.075 | 2 |
| 35 | MP3C | Z | 1.861 | 2 |
| 36 | MP3C | Mx | -.001 | 2 |
| 37 | MP5A | X | 1.699 | 4.5 |
| 38 | MP5A | Z | 2.942 | 4.5 |
| 39 | MP5A | Mx | -.00085 | 4.5 |
| 40 | MP5B | X | 1.537 | 4.5 |
| 41 | MP5B | Z | 2.662 | 4.5 |
| 42 | MP5B | Mx | -.000988 | 4.5 |
| 43 | MP5C | X | .954 | 4.5 |
| 44 | MP5C | Z | 1.653 | 4.5 |
| 45 | MP5C | Mx | .000954 | 4.5 |
| 46 | MP2A | X | 2.987 | .75 |
| 47 | MP2A | Z | 5.173 | .75 |
| 48 | MP2A | Mx | .002 | .75 |
| 49 | MP2A | X | 2.987 | 5.25 |
| 50 | MP2A | Z | 5.173 | 5.25 |



Company :
 Designer :
 Job Number :
 Model Name :

July 2, 2023
 4:09 PM
 Checked By: _____

Member Point Loads (BLC 32 : Antenna Wm (150 Deg)) (Continued)

| | Member Label | Direction | Magnitude[lb.k-ft] | Location[ft.%] |
|-----|--------------|-----------|--------------------|----------------|
| 51 | MP2A | Mx | .002 | 5.25 |
| 52 | MP2B | X | 2.663 | .75 |
| 53 | MP2B | Z | 4.612 | .75 |
| 54 | MP2B | Mx | -.004 | .75 |
| 55 | MP2B | X | 2.663 | 5.25 |
| 56 | MP2B | Z | 4.612 | 5.25 |
| 57 | MP2B | Mx | -.004 | 5.25 |
| 58 | MP2C | X | 1.498 | .75 |
| 59 | MP2C | Z | 2.595 | .75 |
| 60 | MP2C | Mx | .001 | .75 |
| 61 | MP2C | X | 1.498 | 5.25 |
| 62 | MP2C | Z | 2.595 | 5.25 |
| 63 | MP2C | Mx | .001 | 5.25 |
| 64 | MP2A | X | 2.987 | .75 |
| 65 | MP2A | Z | 5.173 | .75 |
| 66 | MP2A | Mx | -.005 | .75 |
| 67 | MP2A | X | 2.987 | 5.25 |
| 68 | MP2A | Z | 5.173 | 5.25 |
| 69 | MP2A | Mx | -.005 | 5.25 |
| 70 | MP2B | X | 2.663 | .75 |
| 71 | MP2B | Z | 4.612 | .75 |
| 72 | MP2B | Mx | .000668 | .75 |
| 73 | MP2B | X | 2.663 | 5.25 |
| 74 | MP2B | Z | 4.612 | 5.25 |
| 75 | MP2B | Mx | .000668 | 5.25 |
| 76 | MP2C | X | 1.498 | .75 |
| 77 | MP2C | Z | 2.595 | .75 |
| 78 | MP2C | Mx | .001 | .75 |
| 79 | MP2C | X | 1.498 | 5.25 |
| 80 | MP2C | Z | 2.595 | 5.25 |
| 81 | MP2C | Mx | .001 | 5.25 |
| 82 | MP3B | X | 3.894 | .25 |
| 83 | MP3B | Z | 6.745 | .25 |
| 84 | MP3B | Mx | -.003 | .25 |
| 85 | MP3B | X | 3.894 | 4.75 |
| 86 | MP3B | Z | 6.745 | 4.75 |
| 87 | MP3B | Mx | -.003 | 4.75 |
| 88 | MP3C | X | 2.628 | .25 |
| 89 | MP3C | Z | 4.553 | .25 |
| 90 | MP3C | Mx | .003 | .25 |
| 91 | MP3C | X | 2.628 | 4.75 |
| 92 | MP3C | Z | 4.553 | 4.75 |
| 93 | MP3C | Mx | .003 | 4.75 |
| 94 | MP3A | X | 4.818 | .25 |
| 95 | MP3A | Z | 8.345 | .25 |
| 96 | MP3A | Mx | -.002 | .25 |
| 97 | MP3A | X | 4.818 | 4.75 |
| 98 | MP3A | Z | 8.345 | 4.75 |
| 99 | MP3A | Mx | -.002 | 4.75 |
| 100 | M57 | X | 4.008 | 1 |
| 101 | M57 | Z | 6.941 | 1 |
| 102 | M57 | Mx | 0 | 1 |
| 103 | MP2C | X | .368 | 6 |
| 104 | MP2C | Z | .638 | 6 |
| 105 | MP2C | Mx | -.000368 | 6 |



Company :
 Designer :
 Job Number :
 Model Name :

July 2, 2023
 4:09 PM
 Checked By: _____

Member Point Loads (BLC 33 : Antenna Wm (180 Deg))

| | Member Label | Direction | Magnitude[lb.k-ft] | Location[ft.%] |
|----|--------------|-----------|--------------------|----------------|
| 1 | MP1A | X | 0 | .25 |
| 2 | MP1A | Z | 4.956 | .25 |
| 3 | MP1A | Mx | 0 | .25 |
| 4 | MP1A | X | 0 | 1.75 |
| 5 | MP1A | Z | 4.956 | 1.75 |
| 6 | MP1A | Mx | 0 | 1.75 |
| 7 | MP1B | X | 0 | .25 |
| 8 | MP1B | Z | 2.087 | .25 |
| 9 | MP1B | Mx | -.000981 | .25 |
| 10 | MP1B | X | 0 | 1.75 |
| 11 | MP1B | Z | 2.087 | 1.75 |
| 12 | MP1B | Mx | -.000981 | 1.75 |
| 13 | MP1C | X | 0 | .25 |
| 14 | MP1C | Z | 2.519 | .25 |
| 15 | MP1C | Mx | .001 | .25 |
| 16 | MP1C | X | 0 | 1.75 |
| 17 | MP1C | Z | 2.519 | 1.75 |
| 18 | MP1C | Mx | .001 | 1.75 |
| 19 | MP2A | X | 0 | 2.5 |
| 20 | MP2A | Z | 3.919 | 2.5 |
| 21 | MP2A | Mx | 0 | 2.5 |
| 22 | MP2B | X | 0 | 2.5 |
| 23 | MP2B | Z | 2.78 | 2.5 |
| 24 | MP2B | Mx | .001 | 2.5 |
| 25 | MP2C | X | 0 | 2.5 |
| 26 | MP2C | Z | 2.952 | 2.5 |
| 27 | MP2C | Mx | -.001 | 2.5 |
| 28 | MP3A | X | 0 | 2 |
| 29 | MP3A | Z | 3.919 | 2 |
| 30 | MP3A | Mx | 0 | 2 |
| 31 | MP3B | X | 0 | 2 |
| 32 | MP3B | Z | 2.356 | 2 |
| 33 | MP3B | Mx | .001 | 2 |
| 34 | MP3C | X | 0 | 2 |
| 35 | MP3C | Z | 2.592 | 2 |
| 36 | MP3C | Mx | -.001 | 2 |
| 37 | MP5A | X | 0 | 4.5 |
| 38 | MP5A | Z | 3.894 | 4.5 |
| 39 | MP5A | Mx | 0 | 4.5 |
| 40 | MP5B | X | 0 | 4.5 |
| 41 | MP5B | Z | 2.141 | 4.5 |
| 42 | MP5B | Mx | -.001 | 4.5 |
| 43 | MP5C | X | 0 | 4.5 |
| 44 | MP5C | Z | 2.405 | 4.5 |
| 45 | MP5C | Mx | .001 | 4.5 |
| 46 | MP2A | X | 0 | .75 |
| 47 | MP2A | Z | 6.966 | .75 |
| 48 | MP2A | Mx | .004 | .75 |
| 49 | MP2A | X | 0 | 5.25 |
| 50 | MP2A | Z | 6.966 | 5.25 |
| 51 | MP2A | Mx | .004 | 5.25 |
| 52 | MP2B | X | 0 | .75 |
| 53 | MP2B | Z | 3.461 | .75 |
| 54 | MP2B | Mx | -.002 | .75 |
| 55 | MP2B | X | 0 | 5.25 |
| 56 | MP2B | Z | 3.461 | 5.25 |
| 57 | MP2B | Mx | -.002 | 5.25 |



Company :
 Designer :
 Job Number :
 Model Name :

July 2, 2023
 4:09 PM
 Checked By: _____

Member Point Loads (BLC 33 : Antenna Wm (180 Deg)) (Continued)

| | Member Label | Direction | Magnitude[lb.k-ft] | Location[ft.%] |
|-----|--------------|-----------|--------------------|----------------|
| 58 | MP2C | X | 0 | .75 |
| 59 | MP2C | Z | 3.989 | .75 |
| 60 | MP2C | Mx | .000564 | .75 |
| 61 | MP2C | X | 0 | 5.25 |
| 62 | MP2C | Z | 3.989 | 5.25 |
| 63 | MP2C | Mx | .000564 | 5.25 |
| 64 | MP2A | X | 0 | .75 |
| 65 | MP2A | Z | 6.966 | .75 |
| 66 | MP2A | Mx | -.004 | .75 |
| 67 | MP2A | X | 0 | 5.25 |
| 68 | MP2A | Z | 6.966 | 5.25 |
| 69 | MP2A | Mx | -.004 | 5.25 |
| 70 | MP2B | X | 0 | .75 |
| 71 | MP2B | Z | 3.461 | .75 |
| 72 | MP2B | Mx | -.000936 | .75 |
| 73 | MP2B | X | 0 | 5.25 |
| 74 | MP2B | Z | 3.461 | 5.25 |
| 75 | MP2B | Mx | -.000936 | 5.25 |
| 76 | MP2C | X | 0 | .75 |
| 77 | MP2C | Z | 3.989 | .75 |
| 78 | MP2C | Mx | .003 | .75 |
| 79 | MP2C | X | 0 | 5.25 |
| 80 | MP2C | Z | 3.989 | 5.25 |
| 81 | MP2C | Mx | .003 | 5.25 |
| 82 | MP3B | X | 0 | .25 |
| 83 | MP3B | Z | 5.761 | .25 |
| 84 | MP3B | Mx | -.003 | .25 |
| 85 | MP3B | X | 0 | 4.75 |
| 86 | MP3B | Z | 5.761 | 4.75 |
| 87 | MP3B | Mx | -.003 | 4.75 |
| 88 | MP3C | X | 0 | .25 |
| 89 | MP3C | Z | 6.335 | .25 |
| 90 | MP3C | Mx | .003 | .25 |
| 91 | MP3C | X | 0 | 4.75 |
| 92 | MP3C | Z | 6.335 | 4.75 |
| 93 | MP3C | Mx | .003 | 4.75 |
| 94 | MP3A | X | 0 | .25 |
| 95 | MP3A | Z | 10.746 | .25 |
| 96 | MP3A | Mx | 0 | .25 |
| 97 | MP3A | X | 0 | 4.75 |
| 98 | MP3A | Z | 10.746 | 4.75 |
| 99 | MP3A | Mx | 0 | 4.75 |
| 100 | M57 | X | 0 | 1 |
| 101 | M57 | Z | 7.535 | 1 |
| 102 | M57 | Mx | 0 | 1 |
| 103 | MP2C | X | 0 | 6 |
| 104 | MP2C | Z | 1.159 | 6 |
| 105 | MP2C | Mx | -.000502 | 6 |

Member Point Loads (BLC 34 : Antenna Wm (210 Deg))

| | Member Label | Direction | Magnitude[lb.k-ft] | Location[ft.%] |
|---|--------------|-----------|--------------------|----------------|
| 1 | MP1A | X | -2.072 | .25 |
| 2 | MP1A | Z | 3.588 | .25 |
| 3 | MP1A | Mx | .001 | .25 |
| 4 | MP1A | X | -2.072 | 1.75 |
| 5 | MP1A | Z | 3.588 | 1.75 |



Company :
 Designer :
 Job Number :
 Model Name :

July 2, 2023
 4:09 PM
 Checked By: _____

Member Point Loads (BLC 34 : Antenna Wm (210 Deg)) (Continued)

| | Member Label | Direction | Magnitude[lb.k-ft] | Location[ft.%] |
|----|--------------|-----------|--------------------|----------------|
| 6 | MP1A | Mx | .001 | 1.75 |
| 7 | MP1B | X | -.902 | .25 |
| 8 | MP1B | Z | 1.563 | .25 |
| 9 | MP1B | Mx | -.000889 | .25 |
| 10 | MP1B | X | -.902 | 1.75 |
| 11 | MP1B | Z | 1.563 | 1.75 |
| 12 | MP1B | Mx | -.000889 | 1.75 |
| 13 | MP1C | X | -2.072 | .25 |
| 14 | MP1C | Z | 3.588 | .25 |
| 15 | MP1C | Mx | .001 | .25 |
| 16 | MP1C | X | -2.072 | 1.75 |
| 17 | MP1C | Z | 3.588 | 1.75 |
| 18 | MP1C | Mx | .001 | 1.75 |
| 19 | MP2A | X | -1.798 | 2.5 |
| 20 | MP2A | Z | 3.115 | 2.5 |
| 21 | MP2A | Mx | -.000899 | 2.5 |
| 22 | MP2B | X | -1.334 | 2.5 |
| 23 | MP2B | Z | 2.311 | 2.5 |
| 24 | MP2B | Mx | .001 | 2.5 |
| 25 | MP2C | X | -1.798 | 2.5 |
| 26 | MP2C | Z | 3.115 | 2.5 |
| 27 | MP2C | Mx | -.000899 | 2.5 |
| 28 | MP3A | X | -1.738 | 2 |
| 29 | MP3A | Z | 3.011 | 2 |
| 30 | MP3A | Mx | -.000869 | 2 |
| 31 | MP3B | X | -1.101 | 2 |
| 32 | MP3B | Z | 1.907 | 2 |
| 33 | MP3B | Mx | .001 | 2 |
| 34 | MP3C | X | -1.738 | 2 |
| 35 | MP3C | Z | 3.011 | 2 |
| 36 | MP3C | Mx | -.000869 | 2 |
| 37 | MP5A | X | -1.699 | 4.5 |
| 38 | MP5A | Z | 2.942 | 4.5 |
| 39 | MP5A | Mx | .00085 | 4.5 |
| 40 | MP5B | X | -.984 | 4.5 |
| 41 | MP5B | Z | 1.705 | 4.5 |
| 42 | MP5B | Mx | -.000969 | 4.5 |
| 43 | MP5C | X | -1.699 | 4.5 |
| 44 | MP5C | Z | 2.942 | 4.5 |
| 45 | MP5C | Mx | .000849 | 4.5 |
| 46 | MP2A | X | -2.987 | .75 |
| 47 | MP2A | Z | 5.173 | .75 |
| 48 | MP2A | Mx | .005 | .75 |
| 49 | MP2A | X | -2.987 | 5.25 |
| 50 | MP2A | Z | 5.173 | 5.25 |
| 51 | MP2A | Mx | .005 | 5.25 |
| 52 | MP2B | X | -1.558 | .75 |
| 53 | MP2B | Z | 2.698 | .75 |
| 54 | MP2B | Mx | -.001 | .75 |
| 55 | MP2B | X | -1.558 | 5.25 |
| 56 | MP2B | Z | 2.698 | 5.25 |
| 57 | MP2B | Mx | -.001 | 5.25 |
| 58 | MP2C | X | -2.987 | .75 |
| 59 | MP2C | Z | 5.173 | .75 |
| 60 | MP2C | Mx | -.002 | .75 |
| 61 | MP2C | X | -2.987 | 5.25 |
| 62 | MP2C | Z | 5.173 | 5.25 |



Company :
 Designer :
 Job Number :
 Model Name :

July 2, 2023
 4:09 PM
 Checked By: _____

Member Point Loads (BLC 34 : Antenna Wm (210 Deg)) (Continued)

| | Member Label | Direction | Magnitude[lb.k-ft] | Location[ft.%] |
|-----|--------------|-----------|--------------------|----------------|
| 63 | MP2C | Mx | -.002 | 5.25 |
| 64 | MP2A | X | -2.987 | .75 |
| 65 | MP2A | Z | 5.173 | .75 |
| 66 | MP2A | Mx | -.002 | .75 |
| 67 | MP2A | X | -2.987 | 5.25 |
| 68 | MP2A | Z | 5.173 | 5.25 |
| 69 | MP2A | Mx | -.002 | 5.25 |
| 70 | MP2B | X | -1.558 | .75 |
| 71 | MP2B | Z | 2.698 | .75 |
| 72 | MP2B | Mx | -.002 | .75 |
| 73 | MP2B | X | -1.558 | 5.25 |
| 74 | MP2B | Z | 2.698 | 5.25 |
| 75 | MP2B | Mx | -.002 | 5.25 |
| 76 | MP2C | X | -2.987 | .75 |
| 77 | MP2C | Z | 5.173 | .75 |
| 78 | MP2C | Mx | .005 | .75 |
| 79 | MP2C | X | -2.987 | 5.25 |
| 80 | MP2C | Z | 5.173 | 5.25 |
| 81 | MP2C | Mx | .005 | 5.25 |
| 82 | MP3B | X | -2.693 | .25 |
| 83 | MP3B | Z | 4.665 | .25 |
| 84 | MP3B | Mx | -.003 | .25 |
| 85 | MP3B | X | -2.693 | 4.75 |
| 86 | MP3B | Z | 4.665 | 4.75 |
| 87 | MP3B | Mx | -.003 | 4.75 |
| 88 | MP3C | X | -4.246 | .25 |
| 89 | MP3C | Z | 7.354 | .25 |
| 90 | MP3C | Mx | .002 | .25 |
| 91 | MP3C | X | -4.246 | 4.75 |
| 92 | MP3C | Z | 7.354 | 4.75 |
| 93 | MP3C | Mx | .002 | 4.75 |
| 94 | MP3A | X | -4.818 | .25 |
| 95 | MP3A | Z | 8.345 | .25 |
| 96 | MP3A | Mx | .002 | .25 |
| 97 | MP3A | X | -4.818 | 4.75 |
| 98 | MP3A | Z | 8.345 | 4.75 |
| 99 | MP3A | Mx | .002 | 4.75 |
| 100 | M57 | X | -3.287 | 1 |
| 101 | M57 | Z | 5.693 | 1 |
| 102 | M57 | Mx | 0 | 1 |
| 103 | MP2C | X | -1.002 | 6 |
| 104 | MP2C | Z | 1.736 | 6 |
| 105 | MP2C | Mx | -.000501 | 6 |

Member Point Loads (BLC 35 : Antenna Wm (240 Deg))

| | Member Label | Direction | Magnitude[lb.k-ft] | Location[ft.%] |
|----|--------------|-----------|--------------------|----------------|
| 1 | MP1A | X | -2.182 | .25 |
| 2 | MP1A | Z | 1.259 | .25 |
| 3 | MP1A | Mx | .001 | .25 |
| 4 | MP1A | X | -2.182 | 1.75 |
| 5 | MP1A | Z | 1.259 | 1.75 |
| 6 | MP1A | Mx | .001 | 1.75 |
| 7 | MP1B | X | -2.641 | .25 |
| 8 | MP1B | Z | 1.525 | .25 |
| 9 | MP1B | Mx | -.001 | .25 |
| 10 | MP1B | X | -2.641 | 1.75 |



Company :
 Designer :
 Job Number :
 Model Name :

July 2, 2023
 4:09 PM
 Checked By: _____

Member Point Loads (BLC 35 : Antenna Wm (240 Deg)) (Continued)

| | Member Label | Direction | Magnitude[lb.k-ft] | Location[ft.%] |
|----|--------------|-----------|--------------------|----------------|
| 11 | MP1B | Z | 1.525 | 1.75 |
| 12 | MP1B | Mx | -.001 | 1.75 |
| 13 | MP1C | X | -4.292 | .25 |
| 14 | MP1C | Z | 2.478 | .25 |
| 15 | MP1C | Mx | 0 | .25 |
| 16 | MP1C | X | -4.292 | 1.75 |
| 17 | MP1C | Z | 2.478 | 1.75 |
| 18 | MP1C | Mx | 0 | 1.75 |
| 19 | MP2A | X | -2.556 | 2.5 |
| 20 | MP2A | Z | 1.476 | 2.5 |
| 21 | MP2A | Mx | -.001 | 2.5 |
| 22 | MP2B | X | -2.739 | 2.5 |
| 23 | MP2B | Z | 1.581 | 2.5 |
| 24 | MP2B | Mx | .001 | 2.5 |
| 25 | MP2C | X | -3.394 | 2.5 |
| 26 | MP2C | Z | 1.96 | 2.5 |
| 27 | MP2C | Mx | 0 | 2.5 |
| 28 | MP3A | X | -2.244 | 2 |
| 29 | MP3A | Z | 1.296 | 2 |
| 30 | MP3A | Mx | -.001 | 2 |
| 31 | MP3B | X | -2.495 | 2 |
| 32 | MP3B | Z | 1.44 | 2 |
| 33 | MP3B | Mx | .001 | 2 |
| 34 | MP3C | X | -3.394 | 2 |
| 35 | MP3C | Z | 1.96 | 2 |
| 36 | MP3C | Mx | 0 | 2 |
| 37 | MP5A | X | -2.083 | 4.5 |
| 38 | MP5A | Z | 1.202 | 4.5 |
| 39 | MP5A | Mx | .001 | 4.5 |
| 40 | MP5B | X | -2.363 | 4.5 |
| 41 | MP5B | Z | 1.364 | 4.5 |
| 42 | MP5B | Mx | -.001 | 4.5 |
| 43 | MP5C | X | -3.372 | 4.5 |
| 44 | MP5C | Z | 1.947 | 4.5 |
| 45 | MP5C | Mx | 0 | 4.5 |
| 46 | MP2A | X | -3.454 | .75 |
| 47 | MP2A | Z | 1.994 | .75 |
| 48 | MP2A | Mx | .003 | .75 |
| 49 | MP2A | X | -3.454 | 5.25 |
| 50 | MP2A | Z | 1.994 | 5.25 |
| 51 | MP2A | Mx | .003 | 5.25 |
| 52 | MP2B | X | -4.015 | .75 |
| 53 | MP2B | Z | 2.318 | .75 |
| 54 | MP2B | Mx | -3.7e-5 | .75 |
| 55 | MP2B | X | -4.015 | 5.25 |
| 56 | MP2B | Z | 2.318 | 5.25 |
| 57 | MP2B | Mx | -3.7e-5 | 5.25 |
| 58 | MP2C | X | -6.033 | .75 |
| 59 | MP2C | Z | 3.483 | .75 |
| 60 | MP2C | Mx | -.004 | .75 |
| 61 | MP2C | X | -6.033 | 5.25 |
| 62 | MP2C | Z | 3.483 | 5.25 |
| 63 | MP2C | Mx | -.004 | 5.25 |
| 64 | MP2A | X | -3.454 | .75 |
| 65 | MP2A | Z | 1.994 | .75 |
| 66 | MP2A | Mx | .000564 | .75 |
| 67 | MP2A | X | -3.454 | 5.25 |



Company :
 Designer :
 Job Number :
 Model Name :

July 2, 2023
 4:09 PM
 Checked By: _____

Member Point Loads (BLC 35 : Antenna Wm (240 Deg)) (Continued)

| | Member Label | Direction | Magnitude[lb.k-ft] | Location[ft.%] |
|-----|--------------|-----------|--------------------|----------------|
| 68 | MP2A | Z | 1.994 | 5.25 |
| 69 | MP2A | Mx | .000564 | 5.25 |
| 70 | MP2B | X | -4.015 | .75 |
| 71 | MP2B | Z | 2.318 | .75 |
| 72 | MP2B | Mx | -.004 | .75 |
| 73 | MP2B | X | -4.015 | 5.25 |
| 74 | MP2B | Z | 2.318 | 5.25 |
| 75 | MP2B | Mx | -.004 | 5.25 |
| 76 | MP2C | X | -6.033 | .75 |
| 77 | MP2C | Z | 3.483 | .75 |
| 78 | MP2C | Mx | .004 | .75 |
| 79 | MP2C | X | -6.033 | 5.25 |
| 80 | MP2C | Z | 3.483 | 5.25 |
| 81 | MP2C | Mx | .004 | 5.25 |
| 82 | MP3B | X | -6.096 | .25 |
| 83 | MP3B | Z | 3.52 | .25 |
| 84 | MP3B | Mx | -.003 | .25 |
| 85 | MP3B | X | -6.096 | 4.75 |
| 86 | MP3B | Z | 3.52 | 4.75 |
| 87 | MP3B | Mx | -.003 | 4.75 |
| 88 | MP3C | X | -8.288 | .25 |
| 89 | MP3C | Z | 4.785 | .25 |
| 90 | MP3C | Mx | 0 | .25 |
| 91 | MP3C | X | -8.288 | 4.75 |
| 92 | MP3C | Z | 4.785 | 4.75 |
| 93 | MP3C | Mx | 0 | 4.75 |
| 94 | MP3A | X | -6.424 | .25 |
| 95 | MP3A | Z | 3.709 | .25 |
| 96 | MP3A | Mx | .003 | .25 |
| 97 | MP3A | X | -6.424 | 4.75 |
| 98 | MP3A | Z | 3.709 | 4.75 |
| 99 | MP3A | Mx | .003 | 4.75 |
| 100 | M57 | X | -5.277 | 1 |
| 101 | M57 | Z | 3.047 | 1 |
| 102 | M57 | Mx | 0 | 1 |
| 103 | MP2C | X | -2.102 | 6 |
| 104 | MP2C | Z | 1.214 | 6 |
| 105 | MP2C | Mx | 0 | 6 |

Member Point Loads (BLC 36 : Antenna Wm (270 Deg))

| | Member Label | Direction | Magnitude[lb.k-ft] | Location[ft.%] |
|----|--------------|-----------|--------------------|----------------|
| 1 | MP1A | X | -1.707 | .25 |
| 2 | MP1A | Z | 0 | .25 |
| 3 | MP1A | Mx | .000854 | .25 |
| 4 | MP1A | X | -1.707 | 1.75 |
| 5 | MP1A | Z | 0 | 1.75 |
| 6 | MP1A | Mx | .000854 | 1.75 |
| 7 | MP1B | X | -4.576 | .25 |
| 8 | MP1B | Z | 0 | .25 |
| 9 | MP1B | Mx | -.000783 | .25 |
| 10 | MP1B | X | -4.576 | 1.75 |
| 11 | MP1B | Z | 0 | 1.75 |
| 12 | MP1B | Mx | -.000783 | 1.75 |
| 13 | MP1C | X | -4.144 | .25 |
| 14 | MP1C | Z | 0 | .25 |
| 15 | MP1C | Mx | -.001 | .25 |



Company :
 Designer :
 Job Number :
 Model Name :

July 2, 2023
 4:09 PM
 Checked By: _____

Member Point Loads (BLC 36 : Antenna Wm (270 Deg)) (Continued)

| | Member Label | Direction | Magnitude[lb.k-ft] | Location[ft.%] |
|----|--------------|-----------|--------------------|----------------|
| 16 | MP1C | X | -4.144 | 1.75 |
| 17 | MP1C | Z | 0 | 1.75 |
| 18 | MP1C | Mx | -.001 | 1.75 |
| 19 | MP2A | X | -2.63 | 2.5 |
| 20 | MP2A | Z | 0 | 2.5 |
| 21 | MP2A | Mx | -.001 | 2.5 |
| 22 | MP2B | X | -3.768 | 2.5 |
| 23 | MP2B | Z | 0 | 2.5 |
| 24 | MP2B | Mx | .000644 | 2.5 |
| 25 | MP2C | X | -3.597 | 2.5 |
| 26 | MP2C | Z | 0 | 2.5 |
| 27 | MP2C | Mx | .000899 | 2.5 |
| 28 | MP3A | X | -2.149 | 2 |
| 29 | MP3A | Z | 0 | 2 |
| 30 | MP3A | Mx | -.001 | 2 |
| 31 | MP3B | X | -3.712 | 2 |
| 32 | MP3B | Z | 0 | 2 |
| 33 | MP3B | Mx | .000635 | 2 |
| 34 | MP3C | X | -3.477 | 2 |
| 35 | MP3C | Z | 0 | 2 |
| 36 | MP3C | Mx | .000869 | 2 |
| 37 | MP5A | X | -1.908 | 4.5 |
| 38 | MP5A | Z | 0 | 4.5 |
| 39 | MP5A | Mx | .000954 | 4.5 |
| 40 | MP5B | X | -3.662 | 4.5 |
| 41 | MP5B | Z | 0 | 4.5 |
| 42 | MP5B | Mx | -.000626 | 4.5 |
| 43 | MP5C | X | -3.397 | 4.5 |
| 44 | MP5C | Z | 0 | 4.5 |
| 45 | MP5C | Mx | -.000849 | 4.5 |
| 46 | MP2A | X | -2.996 | .75 |
| 47 | MP2A | Z | 0 | .75 |
| 48 | MP2A | Mx | .001 | .75 |
| 49 | MP2A | X | -2.996 | 5.25 |
| 50 | MP2A | Z | 0 | 5.25 |
| 51 | MP2A | Mx | .001 | 5.25 |
| 52 | MP2B | X | -6.502 | .75 |
| 53 | MP2B | Z | 0 | .75 |
| 54 | MP2B | Mx | .002 | .75 |
| 55 | MP2B | X | -6.502 | 5.25 |
| 56 | MP2B | Z | 0 | 5.25 |
| 57 | MP2B | Mx | .002 | 5.25 |
| 58 | MP2C | X | -5.974 | .75 |
| 59 | MP2C | Z | 0 | .75 |
| 60 | MP2C | Mx | -.005 | .75 |
| 61 | MP2C | X | -5.974 | 5.25 |
| 62 | MP2C | Z | 0 | 5.25 |
| 63 | MP2C | Mx | -.005 | 5.25 |
| 64 | MP2A | X | -2.996 | .75 |
| 65 | MP2A | Z | 0 | .75 |
| 66 | MP2A | Mx | .001 | .75 |
| 67 | MP2A | X | -2.996 | 5.25 |
| 68 | MP2A | Z | 0 | 5.25 |
| 69 | MP2A | Mx | .001 | 5.25 |
| 70 | MP2B | X | -6.502 | .75 |
| 71 | MP2B | Z | 0 | .75 |
| 72 | MP2B | Mx | -.005 | .75 |



Company :
 Designer :
 Job Number :
 Model Name :

July 2, 2023
 4:09 PM
 Checked By: _____

Member Point Loads (BLC 36 : Antenna Wm (270 Deg)) (Continued)

| | Member Label | Direction | Magnitude[lb.k-ft] | Location[ft.%] |
|-----|--------------|-----------|--------------------|----------------|
| 73 | MP2B | X | -6.502 | 5.25 |
| 74 | MP2B | Z | 0 | 5.25 |
| 75 | MP2B | Mx | -.005 | 5.25 |
| 76 | MP2C | X | -5.974 | .75 |
| 77 | MP2C | Z | 0 | .75 |
| 78 | MP2C | Mx | .002 | .75 |
| 79 | MP2C | X | -5.974 | 5.25 |
| 80 | MP2C | Z | 0 | 5.25 |
| 81 | MP2C | Mx | .002 | 5.25 |
| 82 | MP3B | X | -9.066 | .25 |
| 83 | MP3B | Z | 0 | .25 |
| 84 | MP3B | Mx | -.002 | .25 |
| 85 | MP3B | X | -9.066 | 4.75 |
| 86 | MP3B | Z | 0 | 4.75 |
| 87 | MP3B | Mx | -.002 | 4.75 |
| 88 | MP3C | X | -8.492 | .25 |
| 89 | MP3C | Z | 0 | .25 |
| 90 | MP3C | Mx | -.002 | .25 |
| 91 | MP3C | X | -8.492 | 4.75 |
| 92 | MP3C | Z | 0 | 4.75 |
| 93 | MP3C | Mx | -.002 | 4.75 |
| 94 | MP3A | X | -6.308 | .25 |
| 95 | MP3A | Z | 0 | .25 |
| 96 | MP3A | Mx | .003 | .25 |
| 97 | MP3A | X | -6.308 | 4.75 |
| 98 | MP3A | Z | 0 | 4.75 |
| 99 | MP3A | Mx | .003 | 4.75 |
| 100 | M57 | X | -6.574 | 1 |
| 101 | M57 | Z | 0 | 1 |
| 102 | M57 | Mx | 0 | 1 |
| 103 | MP2C | X | -2.005 | 6 |
| 104 | MP2C | Z | 0 | 6 |
| 105 | MP2C | Mx | .000501 | 6 |

Member Point Loads (BLC 37 : Antenna Wm (300 Deg))

| | Member Label | Direction | Magnitude[lb.k-ft] | Location[ft.%] |
|----|--------------|-----------|--------------------|----------------|
| 1 | MP1A | X | -2.182 | .25 |
| 2 | MP1A | Z | -1.259 | .25 |
| 3 | MP1A | Mx | .001 | .25 |
| 4 | MP1A | X | -2.182 | 1.75 |
| 5 | MP1A | Z | -1.259 | 1.75 |
| 6 | MP1A | Mx | .001 | 1.75 |
| 7 | MP1B | X | -4.207 | .25 |
| 8 | MP1B | Z | -2.429 | .25 |
| 9 | MP1B | Mx | .000422 | .25 |
| 10 | MP1B | X | -4.207 | 1.75 |
| 11 | MP1B | Z | -2.429 | 1.75 |
| 12 | MP1B | Mx | .000422 | 1.75 |
| 13 | MP1C | X | -2.182 | .25 |
| 14 | MP1C | Z | -1.259 | .25 |
| 15 | MP1C | Mx | -.001 | .25 |
| 16 | MP1C | X | -2.182 | 1.75 |
| 17 | MP1C | Z | -1.259 | 1.75 |
| 18 | MP1C | Mx | -.001 | 1.75 |
| 19 | MP2A | X | -2.556 | 2.5 |
| 20 | MP2A | Z | -1.476 | 2.5 |



Company :
 Designer :
 Job Number :
 Model Name :

July 2, 2023
 4:09 PM
 Checked By: _____

Member Point Loads (BLC 37 : Antenna Wm (300 Deg)) (Continued)

| | Member Label | Direction | Magnitude[lb.k-ft] | Location[ft.%] |
|----|--------------|-----------|--------------------|----------------|
| 21 | MP2A | Mx | -.001 | 2.5 |
| 22 | MP2B | X | -3.36 | 2.5 |
| 23 | MP2B | Z | -1.94 | 2.5 |
| 24 | MP2B | Mx | -.000337 | 2.5 |
| 25 | MP2C | X | -2.556 | 2.5 |
| 26 | MP2C | Z | -1.476 | 2.5 |
| 27 | MP2C | Mx | .001 | 2.5 |
| 28 | MP3A | X | -2.244 | 2 |
| 29 | MP3A | Z | -1.296 | 2 |
| 30 | MP3A | Mx | -.001 | 2 |
| 31 | MP3B | X | -3.348 | 2 |
| 32 | MP3B | Z | -1.933 | 2 |
| 33 | MP3B | Mx | -.000336 | 2 |
| 34 | MP3C | X | -2.244 | 2 |
| 35 | MP3C | Z | -1.296 | 2 |
| 36 | MP3C | Mx | .001 | 2 |
| 37 | MP5A | X | -2.083 | 4.5 |
| 38 | MP5A | Z | -1.202 | 4.5 |
| 39 | MP5A | Mx | .001 | 4.5 |
| 40 | MP5B | X | -3.32 | 4.5 |
| 41 | MP5B | Z | -1.917 | 4.5 |
| 42 | MP5B | Mx | .000333 | 4.5 |
| 43 | MP5C | X | -2.083 | 4.5 |
| 44 | MP5C | Z | -1.202 | 4.5 |
| 45 | MP5C | Mx | -.001 | 4.5 |
| 46 | MP2A | X | -3.454 | .75 |
| 47 | MP2A | Z | -1.994 | .75 |
| 48 | MP2A | Mx | .000564 | .75 |
| 49 | MP2A | X | -3.454 | 5.25 |
| 50 | MP2A | Z | -1.994 | 5.25 |
| 51 | MP2A | Mx | .000564 | 5.25 |
| 52 | MP2B | X | -5.929 | .75 |
| 53 | MP2B | Z | -3.423 | .75 |
| 54 | MP2B | Mx | .005 | .75 |
| 55 | MP2B | X | -5.929 | 5.25 |
| 56 | MP2B | Z | -3.423 | 5.25 |
| 57 | MP2B | Mx | .005 | 5.25 |
| 58 | MP2C | X | -3.454 | .75 |
| 59 | MP2C | Z | -1.994 | .75 |
| 60 | MP2C | Mx | -.003 | .75 |
| 61 | MP2C | X | -3.454 | 5.25 |
| 62 | MP2C | Z | -1.994 | 5.25 |
| 63 | MP2C | Mx | -.003 | 5.25 |
| 64 | MP2A | X | -3.454 | .75 |
| 65 | MP2A | Z | -1.994 | .75 |
| 66 | MP2A | Mx | .003 | .75 |
| 67 | MP2A | X | -3.454 | 5.25 |
| 68 | MP2A | Z | -1.994 | 5.25 |
| 69 | MP2A | Mx | .003 | 5.25 |
| 70 | MP2B | X | -5.929 | .75 |
| 71 | MP2B | Z | -3.423 | .75 |
| 72 | MP2B | Mx | -.003 | .75 |
| 73 | MP2B | X | -5.929 | 5.25 |
| 74 | MP2B | Z | -3.423 | 5.25 |
| 75 | MP2B | Mx | -.003 | 5.25 |
| 76 | MP2C | X | -3.454 | .75 |
| 77 | MP2C | Z | -1.994 | .75 |



Company :
 Designer :
 Job Number :
 Model Name :

July 2, 2023
 4:09 PM
 Checked By: _____

Member Point Loads (BLC 37 : Antenna Wm (300 Deg)) (Continued)

| | Member Label | Direction | Magnitude[lb.k-ft] | Location[ft.%] |
|-----|--------------|-----------|--------------------|----------------|
| 78 | MP2C | Mx | -.000564 | .75 |
| 79 | MP2C | X | -3.454 | 5.25 |
| 80 | MP2C | Z | -1.994 | 5.25 |
| 81 | MP2C | Mx | -.000564 | 5.25 |
| 82 | MP3B | X | -8.175 | .25 |
| 83 | MP3B | Z | -4.72 | .25 |
| 84 | MP3B | Mx | .00082 | .25 |
| 85 | MP3B | X | -8.175 | 4.75 |
| 86 | MP3B | Z | -4.72 | 4.75 |
| 87 | MP3B | Mx | .00082 | 4.75 |
| 88 | MP3C | X | -5.486 | .25 |
| 89 | MP3C | Z | -3.168 | .25 |
| 90 | MP3C | Mx | -.003 | .25 |
| 91 | MP3C | X | -5.486 | 4.75 |
| 92 | MP3C | Z | -3.168 | 4.75 |
| 93 | MP3C | Mx | -.003 | 4.75 |
| 94 | MP3A | X | -6.424 | .25 |
| 95 | MP3A | Z | -3.709 | .25 |
| 96 | MP3A | Mx | .003 | .25 |
| 97 | MP3A | X | -6.424 | 4.75 |
| 98 | MP3A | Z | -3.709 | 4.75 |
| 99 | MP3A | Mx | .003 | 4.75 |
| 100 | M57 | X | -6.525 | 1 |
| 101 | M57 | Z | -3.767 | 1 |
| 102 | M57 | Mx | 0 | 1 |
| 103 | MP2C | X | -1.004 | 6 |
| 104 | MP2C | Z | -.579 | 6 |
| 105 | MP2C | Mx | .000502 | 6 |

Member Point Loads (BLC 38 : Antenna Wm (330 Deg))

| | Member Label | Direction | Magnitude[lb.k-ft] | Location[ft.%] |
|----|--------------|-----------|--------------------|----------------|
| 1 | MP1A | X | -2.072 | .25 |
| 2 | MP1A | Z | -3.588 | .25 |
| 3 | MP1A | Mx | .001 | .25 |
| 4 | MP1A | X | -2.072 | 1.75 |
| 5 | MP1A | Z | -3.588 | 1.75 |
| 6 | MP1A | Mx | .001 | 1.75 |
| 7 | MP1B | X | -1.807 | .25 |
| 8 | MP1B | Z | -3.129 | .25 |
| 9 | MP1B | Mx | .001 | .25 |
| 10 | MP1B | X | -1.807 | 1.75 |
| 11 | MP1B | Z | -3.129 | 1.75 |
| 12 | MP1B | Mx | .001 | 1.75 |
| 13 | MP1C | X | -.853 | .25 |
| 14 | MP1C | Z | -1.478 | .25 |
| 15 | MP1C | Mx | -.000853 | .25 |
| 16 | MP1C | X | -.853 | 1.75 |
| 17 | MP1C | Z | -1.478 | 1.75 |
| 18 | MP1C | Mx | -.000853 | 1.75 |
| 19 | MP2A | X | -1.798 | 2.5 |
| 20 | MP2A | Z | -3.115 | 2.5 |
| 21 | MP2A | Mx | -.000899 | 2.5 |
| 22 | MP2B | X | -1.693 | 2.5 |
| 23 | MP2B | Z | -2.933 | 2.5 |
| 24 | MP2B | Mx | -.001 | 2.5 |
| 25 | MP2C | X | -1.315 | 2.5 |



Company :
 Designer :
 Job Number :
 Model Name :

July 2, 2023
 4:09 PM
 Checked By: _____

Member Point Loads (BLC 38 : Antenna Wm (330 Deg)) (Continued)

| | Member Label | Direction | Magnitude[lb.k-ft] | Location[ft.%] |
|----|--------------|-----------|--------------------|----------------|
| 26 | MP2C | Z | -2.277 | 2.5 |
| 27 | MP2C | Mx | .001 | 2.5 |
| 28 | MP3A | X | -1.738 | 2 |
| 29 | MP3A | Z | -3.011 | 2 |
| 30 | MP3A | Mx | -.000869 | 2 |
| 31 | MP3B | X | -1.594 | 2 |
| 32 | MP3B | Z | -2.761 | 2 |
| 33 | MP3B | Mx | -.001 | 2 |
| 34 | MP3C | X | -1.075 | 2 |
| 35 | MP3C | Z | -1.861 | 2 |
| 36 | MP3C | Mx | .001 | 2 |
| 37 | MP5A | X | -1.699 | 4.5 |
| 38 | MP5A | Z | -2.942 | 4.5 |
| 39 | MP5A | Mx | .00085 | 4.5 |
| 40 | MP5B | X | -1.537 | 4.5 |
| 41 | MP5B | Z | -2.662 | 4.5 |
| 42 | MP5B | Mx | .000988 | 4.5 |
| 43 | MP5C | X | -.954 | 4.5 |
| 44 | MP5C | Z | -1.653 | 4.5 |
| 45 | MP5C | Mx | -.000954 | 4.5 |
| 46 | MP2A | X | -2.987 | .75 |
| 47 | MP2A | Z | -5.173 | .75 |
| 48 | MP2A | Mx | -.002 | .75 |
| 49 | MP2A | X | -2.987 | 5.25 |
| 50 | MP2A | Z | -5.173 | 5.25 |
| 51 | MP2A | Mx | -.002 | 5.25 |
| 52 | MP2B | X | -2.663 | .75 |
| 53 | MP2B | Z | -4.612 | .75 |
| 54 | MP2B | Mx | .004 | .75 |
| 55 | MP2B | X | -2.663 | 5.25 |
| 56 | MP2B | Z | -4.612 | 5.25 |
| 57 | MP2B | Mx | .004 | 5.25 |
| 58 | MP2C | X | -1.498 | .75 |
| 59 | MP2C | Z | -2.595 | .75 |
| 60 | MP2C | Mx | -.001 | .75 |
| 61 | MP2C | X | -1.498 | 5.25 |
| 62 | MP2C | Z | -2.595 | 5.25 |
| 63 | MP2C | Mx | -.001 | 5.25 |
| 64 | MP2A | X | -2.987 | .75 |
| 65 | MP2A | Z | -5.173 | .75 |
| 66 | MP2A | Mx | .005 | .75 |
| 67 | MP2A | X | -2.987 | 5.25 |
| 68 | MP2A | Z | -5.173 | 5.25 |
| 69 | MP2A | Mx | .005 | 5.25 |
| 70 | MP2B | X | -2.663 | .75 |
| 71 | MP2B | Z | -4.612 | .75 |
| 72 | MP2B | Mx | -.000668 | .75 |
| 73 | MP2B | X | -2.663 | 5.25 |
| 74 | MP2B | Z | -4.612 | 5.25 |
| 75 | MP2B | Mx | -.000668 | 5.25 |
| 76 | MP2C | X | -1.498 | .75 |
| 77 | MP2C | Z | -2.595 | .75 |
| 78 | MP2C | Mx | -.001 | .75 |
| 79 | MP2C | X | -1.498 | 5.25 |
| 80 | MP2C | Z | -2.595 | 5.25 |
| 81 | MP2C | Mx | -.001 | 5.25 |
| 82 | MP3B | X | -3.894 | .25 |

Member Point Loads (BLC 38 : Antenna Wm (330 Deg)) (Continued)

| | Member Label | Direction | Magnitude[lb.k-ft] | Location[ft.%] |
|-----|--------------|-----------|--------------------|----------------|
| 83 | MP3B | Z | -6.745 | .25 |
| 84 | MP3B | Mx | .003 | .25 |
| 85 | MP3B | X | -3.894 | 4.75 |
| 86 | MP3B | Z | -6.745 | 4.75 |
| 87 | MP3B | Mx | .003 | 4.75 |
| 88 | MP3C | X | -2.628 | .25 |
| 89 | MP3C | Z | -4.553 | .25 |
| 90 | MP3C | Mx | -.003 | .25 |
| 91 | MP3C | X | -2.628 | 4.75 |
| 92 | MP3C | Z | -4.553 | 4.75 |
| 93 | MP3C | Mx | -.003 | 4.75 |
| 94 | MP3A | X | -4.818 | .25 |
| 95 | MP3A | Z | -8.345 | .25 |
| 96 | MP3A | Mx | .002 | .25 |
| 97 | MP3A | X | -4.818 | 4.75 |
| 98 | MP3A | Z | -8.345 | 4.75 |
| 99 | MP3A | Mx | .002 | 4.75 |
| 100 | M57 | X | -4.008 | 1 |
| 101 | M57 | Z | -6.941 | 1 |
| 102 | M57 | Mx | 0 | 1 |
| 103 | MP2C | X | -.368 | 6 |
| 104 | MP2C | Z | -.638 | 6 |
| 105 | MP2C | Mx | .000368 | 6 |

Member Point Loads (BLC 77 : Lm1)

| | Member Label | Direction | Magnitude[lb.k-ft] | Location[ft.%] |
|---|--------------|-----------|--------------------|----------------|
| 1 | M28 | Y | -500 | %100 |

Member Point Loads (BLC 78 : Lm2)

| | Member Label | Direction | Magnitude[lb.k-ft] | Location[ft.%] |
|---|--------------|-----------|--------------------|----------------|
| 1 | M30 | Y | -500 | %100 |

Member Point Loads (BLC 79 : Lv1)

| | Member Label | Direction | Magnitude[lb.k-ft] | Location[ft.%] |
|---|--------------|-----------|--------------------|----------------|
| 1 | M7 | Y | -250 | %50 |

Member Point Loads (BLC 80 : Lv2)

| | Member Label | Direction | Magnitude[lb.k-ft] | Location[ft.%] |
|---|--------------|-----------|--------------------|----------------|
| 1 | M7 | Y | -250 | %100 |

Member Point Loads (BLC 81 : Antenna Ev)

| | Member Label | Direction | Magnitude[lb.k-ft] | Location[ft.%] |
|----|--------------|-----------|--------------------|----------------|
| 1 | MP1A | Y | -1.784 | .25 |
| 2 | MP1A | My | -.000892 | .25 |
| 3 | MP1A | Mz | 0 | .25 |
| 4 | MP1A | Y | -1.784 | 1.75 |
| 5 | MP1A | My | -.000892 | 1.75 |
| 6 | MP1A | Mz | 0 | 1.75 |
| 7 | MP1B | Y | -1.784 | .25 |
| 8 | MP1B | My | .000305 | .25 |
| 9 | MP1B | Mz | -.000838 | .25 |
| 10 | MP1B | Y | -1.784 | 1.75 |
| 11 | MP1B | My | .000305 | 1.75 |
| 12 | MP1B | Mz | -.000838 | 1.75 |



Company :
 Designer :
 Job Number :
 Model Name :

July 2, 2023
 4:09 PM
 Checked By: _____

Member Point Loads (BLC 81 : Antenna Ev) (Continued)

| | Member Label | Direction | Magnitude[lb.k-ft] | Location[ft.%] |
|----|--------------|-----------|--------------------|----------------|
| 13 | MP1C | Y | -1.784 | .25 |
| 14 | MP1C | My | .000446 | .25 |
| 15 | MP1C | Mz | .000772 | .25 |
| 16 | MP1C | Y | -1.784 | 1.75 |
| 17 | MP1C | My | .000446 | 1.75 |
| 18 | MP1C | Mz | .000772 | 1.75 |
| 19 | MP2A | Y | -3.457 | 2.5 |
| 20 | MP2A | My | .002 | 2.5 |
| 21 | MP2A | Mz | 0 | 2.5 |
| 22 | MP2B | Y | -3.457 | 2.5 |
| 23 | MP2B | My | -.000591 | 2.5 |
| 24 | MP2B | Mz | .002 | 2.5 |
| 25 | MP2C | Y | -3.457 | 2.5 |
| 26 | MP2C | My | -.000864 | 2.5 |
| 27 | MP2C | Mz | -.001 | 2.5 |
| 28 | MP3A | Y | -2.879 | 2 |
| 29 | MP3A | My | .001 | 2 |
| 30 | MP3A | Mz | 0 | 2 |
| 31 | MP3B | Y | -2.879 | 2 |
| 32 | MP3B | My | -.000492 | 2 |
| 33 | MP3B | Mz | .001 | 2 |
| 34 | MP3C | Y | -2.879 | 2 |
| 35 | MP3C | My | -.00072 | 2 |
| 36 | MP3C | Mz | -.001 | 2 |
| 37 | MP5A | Y | -.946 | 4.5 |
| 38 | MP5A | My | -.000473 | 4.5 |
| 39 | MP5A | Mz | 0 | 4.5 |
| 40 | MP5B | Y | -.946 | 4.5 |
| 41 | MP5B | My | .000162 | 4.5 |
| 42 | MP5B | Mz | -.000445 | 4.5 |
| 43 | MP5C | Y | -.946 | 4.5 |
| 44 | MP5C | My | .000237 | 4.5 |
| 45 | MP5C | Mz | .00041 | 4.5 |
| 46 | MP2A | Y | -.819 | .75 |
| 47 | MP2A | My | -.00041 | .75 |
| 48 | MP2A | Mz | .000478 | .75 |
| 49 | MP2A | Y | -.819 | 5.25 |
| 50 | MP2A | My | -.00041 | 5.25 |
| 51 | MP2A | Mz | .000478 | 5.25 |
| 52 | MP2B | Y | -.819 | .75 |
| 53 | MP2B | My | -.000309 | .75 |
| 54 | MP2B | Mz | -.000548 | .75 |
| 55 | MP2B | Y | -.819 | 5.25 |
| 56 | MP2B | My | -.000309 | 5.25 |
| 57 | MP2B | Mz | -.000548 | 5.25 |
| 58 | MP2C | Y | -.819 | .75 |
| 59 | MP2C | My | .000619 | .75 |
| 60 | MP2C | Mz | .000116 | .75 |
| 61 | MP2C | Y | -.819 | 5.25 |
| 62 | MP2C | My | .000619 | 5.25 |
| 63 | MP2C | Mz | .000116 | 5.25 |
| 64 | MP2A | Y | -.819 | .75 |
| 65 | MP2A | My | -.00041 | .75 |
| 66 | MP2A | Mz | -.000478 | .75 |
| 67 | MP2A | Y | -.819 | 5.25 |
| 68 | MP2A | My | -.00041 | 5.25 |
| 69 | MP2A | Mz | -.000478 | 5.25 |

Member Point Loads (BLC 81 : Antenna Ev) (Continued)

| | Member Label | Direction | Magnitude[lb.k-ft] | Location[ft.%] |
|-----|--------------|-----------|--------------------|----------------|
| 70 | MP2B | Y | -.819 | .75 |
| 71 | MP2B | My | .000589 | .75 |
| 72 | MP2B | Mz | -.000221 | .75 |
| 73 | MP2B | Y | -.819 | 5.25 |
| 74 | MP2B | My | .000589 | 5.25 |
| 75 | MP2B | Mz | -.000221 | 5.25 |
| 76 | MP2C | Y | -.819 | .75 |
| 77 | MP2C | My | -.000209 | .75 |
| 78 | MP2C | Mz | .000594 | .75 |
| 79 | MP2C | Y | -.819 | 5.25 |
| 80 | MP2C | My | -.000209 | 5.25 |
| 81 | MP2C | Mz | .000594 | 5.25 |
| 82 | MP3B | Y | -.348 | .25 |
| 83 | MP3B | My | 6e-5 | .25 |
| 84 | MP3B | Mz | -.000164 | .25 |
| 85 | MP3B | Y | -.348 | 4.75 |
| 86 | MP3B | My | 6e-5 | 4.75 |
| 87 | MP3B | Mz | -.000164 | 4.75 |
| 88 | MP3C | Y | -.348 | .25 |
| 89 | MP3C | My | 8.7e-5 | .25 |
| 90 | MP3C | Mz | .000151 | .25 |
| 91 | MP3C | Y | -.348 | 4.75 |
| 92 | MP3C | My | 8.7e-5 | 4.75 |
| 93 | MP3C | Mz | .000151 | 4.75 |
| 94 | MP3A | Y | -1.159 | .25 |
| 95 | MP3A | My | -.00058 | .25 |
| 96 | MP3A | Mz | 0 | .25 |
| 97 | MP3A | Y | -1.159 | 4.75 |
| 98 | MP3A | My | -.00058 | 4.75 |
| 99 | MP3A | Mz | 0 | 4.75 |
| 100 | M57 | Y | -1.311 | 1 |
| 101 | M57 | My | 0 | 1 |
| 102 | M57 | Mz | 0 | 1 |
| 103 | MP2C | Y | -.721 | 6 |
| 104 | MP2C | My | -.00018 | 6 |
| 105 | MP2C | Mz | -.000312 | 6 |

Member Point Loads (BLC 82 : Antenna Eh (0 Deg))

| | Member Label | Direction | Magnitude[lb.k-ft] | Location[ft.%] |
|----|--------------|-----------|--------------------|----------------|
| 1 | MP1A | Z | -4.46 | .25 |
| 2 | MP1A | Mx | 0 | .25 |
| 3 | MP1A | Z | -4.46 | 1.75 |
| 4 | MP1A | Mx | 0 | 1.75 |
| 5 | MP1B | Z | -4.46 | .25 |
| 6 | MP1B | Mx | .002 | .25 |
| 7 | MP1B | Z | -4.46 | 1.75 |
| 8 | MP1B | Mx | .002 | 1.75 |
| 9 | MP1C | Z | -4.46 | .25 |
| 10 | MP1C | Mx | -.002 | .25 |
| 11 | MP1C | Z | -4.46 | 1.75 |
| 12 | MP1C | Mx | -.002 | 1.75 |
| 13 | MP2A | Z | -8.643 | 2.5 |
| 14 | MP2A | Mx | 0 | 2.5 |
| 15 | MP2B | Z | -8.643 | 2.5 |
| 16 | MP2B | Mx | -.004 | 2.5 |
| 17 | MP2C | Z | -8.643 | 2.5 |



Company :
 Designer :
 Job Number :
 Model Name :

July 2, 2023
 4:09 PM
 Checked By: _____

Member Point Loads (BLC 82 : Antenna Eh (0 Deg)) (Continued)

| | Member Label | Direction | Magnitude[lb.k-ft] | Location[ft,%] |
|----|--------------|-----------|--------------------|----------------|
| 18 | MP2C | Mx | .004 | 2.5 |
| 19 | MP3A | Z | -7.199 | 2 |
| 20 | MP3A | Mx | 0 | 2 |
| 21 | MP3B | Z | -7.199 | 2 |
| 22 | MP3B | Mx | -.003 | 2 |
| 23 | MP3C | Z | -7.199 | 2 |
| 24 | MP3C | Mx | .003 | 2 |
| 25 | MP5A | Z | -2.365 | 4.5 |
| 26 | MP5A | Mx | 0 | 4.5 |
| 27 | MP5B | Z | -2.365 | 4.5 |
| 28 | MP5B | Mx | .001 | 4.5 |
| 29 | MP5C | Z | -2.365 | 4.5 |
| 30 | MP5C | Mx | -.001 | 4.5 |
| 31 | MP2A | Z | -2.048 | .75 |
| 32 | MP2A | Mx | -.001 | .75 |
| 33 | MP2A | Z | -2.048 | 5.25 |
| 34 | MP2A | Mx | -.001 | 5.25 |
| 35 | MP2B | Z | -2.048 | .75 |
| 36 | MP2B | Mx | .001 | .75 |
| 37 | MP2B | Z | -2.048 | 5.25 |
| 38 | MP2B | Mx | .001 | 5.25 |
| 39 | MP2C | Z | -2.048 | .75 |
| 40 | MP2C | Mx | -.000289 | .75 |
| 41 | MP2C | Z | -2.048 | 5.25 |
| 42 | MP2C | Mx | -.000289 | 5.25 |
| 43 | MP2A | Z | -2.048 | .75 |
| 44 | MP2A | Mx | .001 | .75 |
| 45 | MP2A | Z | -2.048 | 5.25 |
| 46 | MP2A | Mx | .001 | 5.25 |
| 47 | MP2B | Z | -2.048 | .75 |
| 48 | MP2B | Mx | .000554 | .75 |
| 49 | MP2B | Z | -2.048 | 5.25 |
| 50 | MP2B | Mx | .000554 | 5.25 |
| 51 | MP2C | Z | -2.048 | .75 |
| 52 | MP2C | Mx | -.001 | .75 |
| 53 | MP2C | Z | -2.048 | 5.25 |
| 54 | MP2C | Mx | -.001 | 5.25 |
| 55 | MP3B | Z | -.87 | .25 |
| 56 | MP3B | Mx | .000409 | .25 |
| 57 | MP3B | Z | -.87 | 4.75 |
| 58 | MP3B | Mx | .000409 | 4.75 |
| 59 | MP3C | Z | -.87 | .25 |
| 60 | MP3C | Mx | -.000377 | .25 |
| 61 | MP3C | Z | -.87 | 4.75 |
| 62 | MP3C | Mx | -.000377 | 4.75 |
| 63 | MP3A | Z | -2.898 | .25 |
| 64 | MP3A | Mx | 0 | .25 |
| 65 | MP3A | Z | -2.898 | 4.75 |
| 66 | MP3A | Mx | 0 | 4.75 |
| 67 | M57 | Z | -3.277 | 1 |
| 68 | M57 | Mx | 0 | 1 |
| 69 | MP2C | Z | -1.802 | 6 |
| 70 | MP2C | Mx | .00078 | 6 |

Member Point Loads (BLC 83 : Antenna Eh (90 Deg))

| | Member Label | Direction | Magnitude[lb.k-ft] | Location[ft,%] |
|--|--------------|-----------|--------------------|----------------|
|--|--------------|-----------|--------------------|----------------|



Company :
 Designer :
 Job Number :
 Model Name :

July 2, 2023
 4:09 PM
 Checked By: _____

Member Point Loads (BLC 83 : Antenna Eh (90 Deg)) (Continued)

| | Member Label | Direction | Magnitude[lb.k-ft] | Location[ft.%] |
|----|--------------|-----------|--------------------|----------------|
| 1 | MP1A | X | 4.46 | .25 |
| 2 | MP1A | Mx | -.002 | .25 |
| 3 | MP1A | X | 4.46 | 1.75 |
| 4 | MP1A | Mx | -.002 | 1.75 |
| 5 | MP1B | X | 4.46 | .25 |
| 6 | MP1B | Mx | .000763 | .25 |
| 7 | MP1B | X | 4.46 | 1.75 |
| 8 | MP1B | Mx | .000763 | 1.75 |
| 9 | MP1C | X | 4.46 | .25 |
| 10 | MP1C | Mx | .001 | .25 |
| 11 | MP1C | X | 4.46 | 1.75 |
| 12 | MP1C | Mx | .001 | 1.75 |
| 13 | MP2A | X | 8.643 | 2.5 |
| 14 | MP2A | Mx | .004 | 2.5 |
| 15 | MP2B | X | 8.643 | 2.5 |
| 16 | MP2B | Mx | -.001 | 2.5 |
| 17 | MP2C | X | 8.643 | 2.5 |
| 18 | MP2C | Mx | -.002 | 2.5 |
| 19 | MP3A | X | 7.199 | 2 |
| 20 | MP3A | Mx | .004 | 2 |
| 21 | MP3B | X | 7.199 | 2 |
| 22 | MP3B | Mx | -.001 | 2 |
| 23 | MP3C | X | 7.199 | 2 |
| 24 | MP3C | Mx | -.002 | 2 |
| 25 | MP5A | X | 2.365 | 4.5 |
| 26 | MP5A | Mx | -.001 | 4.5 |
| 27 | MP5B | X | 2.365 | 4.5 |
| 28 | MP5B | Mx | .000405 | 4.5 |
| 29 | MP5C | X | 2.365 | 4.5 |
| 30 | MP5C | Mx | .000591 | 4.5 |
| 31 | MP2A | X | 2.048 | .75 |
| 32 | MP2A | Mx | -.001 | .75 |
| 33 | MP2A | X | 2.048 | 5.25 |
| 34 | MP2A | Mx | -.001 | 5.25 |
| 35 | MP2B | X | 2.048 | .75 |
| 36 | MP2B | Mx | -.000772 | .75 |
| 37 | MP2B | X | 2.048 | 5.25 |
| 38 | MP2B | Mx | -.000772 | 5.25 |
| 39 | MP2C | X | 2.048 | .75 |
| 40 | MP2C | Mx | .002 | .75 |
| 41 | MP2C | X | 2.048 | 5.25 |
| 42 | MP2C | Mx | .002 | 5.25 |
| 43 | MP2A | X | 2.048 | .75 |
| 44 | MP2A | Mx | -.001 | .75 |
| 45 | MP2A | X | 2.048 | 5.25 |
| 46 | MP2A | Mx | -.001 | 5.25 |
| 47 | MP2B | X | 2.048 | .75 |
| 48 | MP2B | Mx | .001 | .75 |
| 49 | MP2B | X | 2.048 | 5.25 |
| 50 | MP2B | Mx | .001 | 5.25 |
| 51 | MP2C | X | 2.048 | .75 |
| 52 | MP2C | Mx | -.000523 | .75 |
| 53 | MP2C | X | 2.048 | 5.25 |
| 54 | MP2C | Mx | -.000523 | 5.25 |
| 55 | MP3B | X | .87 | .25 |
| 56 | MP3B | Mx | .000149 | .25 |
| 57 | MP3B | X | .87 | 4.75 |

Member Point Loads (BLC 83 : Antenna Eh (90 Deg)) (Continued)

| | Member Label | Direction | Magnitude[lb.k-ft] | Location[ft.%] |
|----|--------------|-----------|--------------------|----------------|
| 58 | MP3B | Mx | .000149 | 4.75 |
| 59 | MP3C | X | .87 | .25 |
| 60 | MP3C | Mx | .000218 | .25 |
| 61 | MP3C | X | .87 | 4.75 |
| 62 | MP3C | Mx | .000218 | 4.75 |
| 63 | MP3A | X | 2.898 | .25 |
| 64 | MP3A | Mx | -.001 | .25 |
| 65 | MP3A | X | 2.898 | 4.75 |
| 66 | MP3A | Mx | -.001 | 4.75 |
| 67 | M57 | X | 3.277 | 1 |
| 68 | M57 | Mx | 0 | 1 |
| 69 | MP2C | X | 1.802 | 6 |
| 70 | MP2C | Mx | -.000451 | 6 |

Member Distributed Loads (BLC 40 : Structure Di)

| | Member Label | Direction | Start Magnitude[lb/ft.... | End Magnitude[lb/ft.F... | Start Location[ft.%] | End Location[ft.%] |
|----|--------------|-----------|---------------------------|--------------------------|----------------------|--------------------|
| 1 | MP1A | Y | -8.409 | -8.409 | 0 | %100 |
| 2 | M7 | Y | -15.195 | -15.195 | 0 | %100 |
| 3 | M17 | Y | -15.195 | -15.195 | 0 | %100 |
| 4 | M48 | Y | -9.347 | -9.347 | 0 | %100 |
| 5 | M49 | Y | -9.347 | -9.347 | 0 | %100 |
| 6 | M50 | Y | -9.347 | -9.347 | 0 | %100 |
| 7 | M51 | Y | -9.347 | -9.347 | 0 | %100 |
| 8 | M12 | Y | -15.195 | -15.195 | 0 | %100 |
| 9 | M13 | Y | -15.195 | -15.195 | 0 | %100 |
| 10 | M21 | Y | -9.347 | -9.347 | 0 | %100 |
| 11 | M22 | Y | -9.347 | -9.347 | 0 | %100 |
| 12 | M25 | Y | -9.347 | -9.347 | 0 | %100 |
| 13 | M26 | Y | -9.347 | -9.347 | 0 | %100 |
| 14 | M26A | Y | -15.195 | -15.195 | 0 | %100 |
| 15 | M27A | Y | -15.195 | -15.195 | 0 | %100 |
| 16 | MP2A | Y | -8.409 | -8.409 | 0 | %100 |
| 17 | MP3A | Y | -8.409 | -8.409 | 0 | %100 |
| 18 | MP4A | Y | -8.409 | -8.409 | 0 | %100 |
| 19 | MP5A | Y | -8.409 | -8.409 | 0 | %100 |
| 20 | M32A | Y | -9.347 | -9.347 | 0 | %100 |
| 21 | M33A | Y | -9.347 | -9.347 | 0 | %100 |
| 22 | M34A | Y | -9.347 | -9.347 | 0 | %100 |
| 23 | M35A | Y | -9.347 | -9.347 | 0 | %100 |
| 24 | MP1C | Y | -8.409 | -8.409 | 0 | %100 |
| 25 | MP2C | Y | -8.409 | -8.409 | 0 | %100 |
| 26 | MP3C | Y | -8.409 | -8.409 | 0 | %100 |
| 27 | MP4C | Y | -8.409 | -8.409 | 0 | %100 |
| 28 | MP5C | Y | -8.409 | -8.409 | 0 | %100 |
| 29 | MP1B | Y | -8.409 | -8.409 | 0 | %100 |
| 30 | MP2B | Y | -8.409 | -8.409 | 0 | %100 |
| 31 | MP3B | Y | -8.409 | -8.409 | 0 | %100 |
| 32 | MP4B | Y | -8.409 | -8.409 | 0 | %100 |
| 33 | MP5B | Y | -8.409 | -8.409 | 0 | %100 |
| 34 | M57 | Y | -8.409 | -8.409 | 0 | %100 |
| 35 | M57A | Y | -16.679 | -16.679 | 0 | %100 |
| 36 | M58 | Y | -16.679 | -16.679 | 0 | %100 |
| 37 | M59 | Y | -16.679 | -16.679 | 0 | %100 |



Company :
 Designer :
 Job Number :
 Model Name :

July 2, 2023
 4:09 PM
 Checked By: _____

Member Distributed Loads (BLC 41 : Structure Wo (0 Deg))

| | Member Label | Direction | Start Magnitude[lb/ft,... | End Magnitude[lb/ft,F... | Start Location[ft, %] | End Location[ft, %] |
|----|--------------|-----------|---------------------------|--------------------------|-----------------------|---------------------|
| 1 | MP1A | X | 0 | 0 | 0 | %100 |
| 2 | MP1A | Z | -9.134 | -9.134 | 0 | %100 |
| 3 | M7 | X | 0 | 0 | 0 | %100 |
| 4 | M7 | Z | -16.024 | -16.024 | 0 | %100 |
| 5 | M17 | X | 0 | 0 | 0 | %100 |
| 6 | M17 | Z | 0 | 0 | 0 | %100 |
| 7 | M48 | X | 0 | 0 | 0 | %100 |
| 8 | M48 | Z | 0 | 0 | 0 | %100 |
| 9 | M49 | X | 0 | 0 | 0 | %100 |
| 10 | M49 | Z | 0 | 0 | 0 | %100 |
| 11 | M50 | X | 0 | 0 | 0 | %100 |
| 12 | M50 | Z | 0 | 0 | 0 | %100 |
| 13 | M51 | X | 0 | 0 | 0 | %100 |
| 14 | M51 | Z | 0 | 0 | 0 | %100 |
| 15 | M12 | X | 0 | 0 | 0 | %100 |
| 16 | M12 | Z | -4.006 | -4.006 | 0 | %100 |
| 17 | M13 | X | 0 | 0 | 0 | %100 |
| 18 | M13 | Z | -4.006 | -4.006 | 0 | %100 |
| 19 | M21 | X | 0 | 0 | 0 | %100 |
| 20 | M21 | Z | -6.356 | -6.356 | 0 | %100 |
| 21 | M22 | X | 0 | 0 | 0 | %100 |
| 22 | M22 | Z | -6.356 | -6.356 | 0 | %100 |
| 23 | M25 | X | 0 | 0 | 0 | %100 |
| 24 | M25 | Z | -6.356 | -6.356 | 0 | %100 |
| 25 | M26 | X | 0 | 0 | 0 | %100 |
| 26 | M26 | Z | -6.356 | -6.356 | 0 | %100 |
| 27 | M26A | X | 0 | 0 | 0 | %100 |
| 28 | M26A | Z | -11.597 | -11.597 | 0 | %100 |
| 29 | M27A | X | 0 | 0 | 0 | %100 |
| 30 | M27A | Z | -11.597 | -11.597 | 0 | %100 |
| 31 | MP2A | X | 0 | 0 | 0 | %100 |
| 32 | MP2A | Z | -9.134 | -9.134 | 0 | %100 |
| 33 | MP3A | X | 0 | 0 | 0 | %100 |
| 34 | MP3A | Z | -9.134 | -9.134 | 0 | %100 |
| 35 | MP4A | X | 0 | 0 | 0 | %100 |
| 36 | MP4A | Z | -9.134 | -9.134 | 0 | %100 |
| 37 | MP5A | X | 0 | 0 | 0 | %100 |
| 38 | MP5A | Z | -9.134 | -9.134 | 0 | %100 |
| 39 | M32A | X | 0 | 0 | 0 | %100 |
| 40 | M32A | Z | -6.356 | -6.356 | 0 | %100 |
| 41 | M33A | X | 0 | 0 | 0 | %100 |
| 42 | M33A | Z | -6.356 | -6.356 | 0 | %100 |
| 43 | M34A | X | 0 | 0 | 0 | %100 |
| 44 | M34A | Z | -6.356 | -6.356 | 0 | %100 |
| 45 | M35A | X | 0 | 0 | 0 | %100 |
| 46 | M35A | Z | -6.356 | -6.356 | 0 | %100 |
| 47 | MP1C | X | 0 | 0 | 0 | %100 |
| 48 | MP1C | Z | -9.134 | -9.134 | 0 | %100 |
| 49 | MP2C | X | 0 | 0 | 0 | %100 |
| 50 | MP2C | Z | -9.134 | -9.134 | 0 | %100 |
| 51 | MP3C | X | 0 | 0 | 0 | %100 |
| 52 | MP3C | Z | -9.134 | -9.134 | 0 | %100 |
| 53 | MP4C | X | 0 | 0 | 0 | %100 |
| 54 | MP4C | Z | -9.134 | -9.134 | 0 | %100 |
| 55 | MP5C | X | 0 | 0 | 0 | %100 |
| 56 | MP5C | Z | -9.134 | -9.134 | 0 | %100 |
| 57 | MP1B | X | 0 | 0 | 0 | %100 |



Company :
 Designer :
 Job Number :
 Model Name :

July 2, 2023
 4:09 PM
 Checked By: _____

Member Distributed Loads (BLC 41 : Structure Wo (0 Deg)) (Continued)

| | Member Label | Direction | Start Magnitude[lb/ft.... | End Magnitude[lb/ft,F... | Start Location[ft, %] | End Location[ft, %] |
|----|--------------|-----------|---------------------------|--------------------------|-----------------------|---------------------|
| 58 | MP1B | Z | -9.134 | -9.134 | 0 | %100 |
| 59 | MP2B | X | 0 | 0 | 0 | %100 |
| 60 | MP2B | Z | -9.134 | -9.134 | 0 | %100 |
| 61 | MP3B | X | 0 | 0 | 0 | %100 |
| 62 | MP3B | Z | -9.134 | -9.134 | 0 | %100 |
| 63 | MP4B | X | 0 | 0 | 0 | %100 |
| 64 | MP4B | Z | -9.134 | -9.134 | 0 | %100 |
| 65 | MP5B | X | 0 | 0 | 0 | %100 |
| 66 | MP5B | Z | -9.134 | -9.134 | 0 | %100 |
| 67 | M57 | X | 0 | 0 | 0 | %100 |
| 68 | M57 | Z | -9.134 | -9.134 | 0 | %100 |
| 69 | M57A | X | 0 | 0 | 0 | %100 |
| 70 | M57A | Z | -12.598 | -12.598 | 0 | %100 |
| 71 | M58 | X | 0 | 0 | 0 | %100 |
| 72 | M58 | Z | -15.994 | -15.994 | 0 | %100 |
| 73 | M59 | X | 0 | 0 | 0 | %100 |
| 74 | M59 | Z | -15.994 | -15.994 | 0 | %100 |

Member Distributed Loads (BLC 42 : Structure Wo (30 Deg))

| | Member Label | Direction | Start Magnitude[lb/ft.... | End Magnitude[lb/ft,F... | Start Location[ft, %] | End Location[ft, %] |
|----|--------------|-----------|---------------------------|--------------------------|-----------------------|---------------------|
| 1 | MP1A | X | 4.567 | 4.567 | 0 | %100 |
| 2 | MP1A | Z | -7.91 | -7.91 | 0 | %100 |
| 3 | M7 | X | 6.009 | 6.009 | 0 | %100 |
| 4 | M7 | Z | -10.408 | -10.408 | 0 | %100 |
| 5 | M17 | X | 1.933 | 1.933 | 0 | %100 |
| 6 | M17 | Z | -3.348 | -3.348 | 0 | %100 |
| 7 | M48 | X | 1.059 | 1.059 | 0 | %100 |
| 8 | M48 | Z | -1.835 | -1.835 | 0 | %100 |
| 9 | M49 | X | 1.059 | 1.059 | 0 | %100 |
| 10 | M49 | Z | -1.835 | -1.835 | 0 | %100 |
| 11 | M50 | X | 1.059 | 1.059 | 0 | %100 |
| 12 | M50 | Z | -1.835 | -1.835 | 0 | %100 |
| 13 | M51 | X | 1.059 | 1.059 | 0 | %100 |
| 14 | M51 | Z | -1.835 | -1.835 | 0 | %100 |
| 15 | M12 | X | 6.009 | 6.009 | 0 | %100 |
| 16 | M12 | Z | -10.408 | -10.408 | 0 | %100 |
| 17 | M13 | X | 0 | 0 | 0 | %100 |
| 18 | M13 | Z | 0 | 0 | 0 | %100 |
| 19 | M21 | X | 1.059 | 1.059 | 0 | %100 |
| 20 | M21 | Z | -1.835 | -1.835 | 0 | %100 |
| 21 | M22 | X | 1.059 | 1.059 | 0 | %100 |
| 22 | M22 | Z | -1.835 | -1.835 | 0 | %100 |
| 23 | M25 | X | 4.237 | 4.237 | 0 | %100 |
| 24 | M25 | Z | -7.34 | -7.34 | 0 | %100 |
| 25 | M26 | X | 4.237 | 4.237 | 0 | %100 |
| 26 | M26 | Z | -7.34 | -7.34 | 0 | %100 |
| 27 | M26A | X | 1.933 | 1.933 | 0 | %100 |
| 28 | M26A | Z | -3.348 | -3.348 | 0 | %100 |
| 29 | M27A | X | 7.732 | 7.732 | 0 | %100 |
| 30 | M27A | Z | -13.392 | -13.392 | 0 | %100 |
| 31 | MP2A | X | 4.567 | 4.567 | 0 | %100 |
| 32 | MP2A | Z | -7.91 | -7.91 | 0 | %100 |
| 33 | MP3A | X | 4.567 | 4.567 | 0 | %100 |
| 34 | MP3A | Z | -7.91 | -7.91 | 0 | %100 |
| 35 | MP4A | X | 4.567 | 4.567 | 0 | %100 |
| 36 | MP4A | Z | -7.91 | -7.91 | 0 | %100 |



Company :
 Designer :
 Job Number :
 Model Name :

July 2, 2023
 4:09 PM
 Checked By: _____

Member Distributed Loads (BLC 42 : Structure Wo (30 Deg)) (Continued)

| | Member Label | Direction | Start Magnitude[lb/ft,... | End Magnitude[lb/ft,F... | Start Location[ft, %] | End Location[ft, %] |
|----|--------------|-----------|---------------------------|--------------------------|-----------------------|---------------------|
| 37 | MP5A | X | 4.567 | 4.567 | 0 | %100 |
| 38 | MP5A | Z | -7.91 | -7.91 | 0 | %100 |
| 39 | M32A | X | 1.059 | 1.059 | 0 | %100 |
| 40 | M32A | Z | -1.835 | -1.835 | 0 | %100 |
| 41 | M33A | X | 1.059 | 1.059 | 0 | %100 |
| 42 | M33A | Z | -1.835 | -1.835 | 0 | %100 |
| 43 | M34A | X | 4.237 | 4.237 | 0 | %100 |
| 44 | M34A | Z | -7.34 | -7.34 | 0 | %100 |
| 45 | M35A | X | 4.237 | 4.237 | 0 | %100 |
| 46 | M35A | Z | -7.34 | -7.34 | 0 | %100 |
| 47 | MP1C | X | 4.567 | 4.567 | 0 | %100 |
| 48 | MP1C | Z | -7.91 | -7.91 | 0 | %100 |
| 49 | MP2C | X | 4.567 | 4.567 | 0 | %100 |
| 50 | MP2C | Z | -7.91 | -7.91 | 0 | %100 |
| 51 | MP3C | X | 4.567 | 4.567 | 0 | %100 |
| 52 | MP3C | Z | -7.91 | -7.91 | 0 | %100 |
| 53 | MP4C | X | 4.567 | 4.567 | 0 | %100 |
| 54 | MP4C | Z | -7.91 | -7.91 | 0 | %100 |
| 55 | MP5C | X | 4.567 | 4.567 | 0 | %100 |
| 56 | MP5C | Z | -7.91 | -7.91 | 0 | %100 |
| 57 | MP1B | X | 4.567 | 4.567 | 0 | %100 |
| 58 | MP1B | Z | -7.91 | -7.91 | 0 | %100 |
| 59 | MP2B | X | 4.567 | 4.567 | 0 | %100 |
| 60 | MP2B | Z | -7.91 | -7.91 | 0 | %100 |
| 61 | MP3B | X | 4.567 | 4.567 | 0 | %100 |
| 62 | MP3B | Z | -7.91 | -7.91 | 0 | %100 |
| 63 | MP4B | X | 4.567 | 4.567 | 0 | %100 |
| 64 | MP4B | Z | -7.91 | -7.91 | 0 | %100 |
| 65 | MP5B | X | 4.567 | 4.567 | 0 | %100 |
| 66 | MP5B | Z | -7.91 | -7.91 | 0 | %100 |
| 67 | M57 | X | 4.567 | 4.567 | 0 | %100 |
| 68 | M57 | Z | -7.91 | -7.91 | 0 | %100 |
| 69 | M57A | X | 6.865 | 6.865 | 0 | %100 |
| 70 | M57A | Z | -11.891 | -11.891 | 0 | %100 |
| 71 | M58 | X | 6.865 | 6.865 | 0 | %100 |
| 72 | M58 | Z | -11.891 | -11.891 | 0 | %100 |
| 73 | M59 | X | 8.563 | 8.563 | 0 | %100 |
| 74 | M59 | Z | -14.832 | -14.832 | 0 | %100 |

Member Distributed Loads (BLC 43 : Structure Wo (60 Deg))

| | Member Label | Direction | Start Magnitude[lb/ft,... | End Magnitude[lb/ft,F... | Start Location[ft, %] | End Location[ft, %] |
|----|--------------|-----------|---------------------------|--------------------------|-----------------------|---------------------|
| 1 | MP1A | X | 7.91 | 7.91 | 0 | %100 |
| 2 | MP1A | Z | -4.567 | -4.567 | 0 | %100 |
| 3 | M7 | X | 3.469 | 3.469 | 0 | %100 |
| 4 | M7 | Z | -2.003 | -2.003 | 0 | %100 |
| 5 | M17 | X | 10.044 | 10.044 | 0 | %100 |
| 6 | M17 | Z | -5.799 | -5.799 | 0 | %100 |
| 7 | M48 | X | 5.505 | 5.505 | 0 | %100 |
| 8 | M48 | Z | -3.178 | -3.178 | 0 | %100 |
| 9 | M49 | X | 5.505 | 5.505 | 0 | %100 |
| 10 | M49 | Z | -3.178 | -3.178 | 0 | %100 |
| 11 | M50 | X | 5.505 | 5.505 | 0 | %100 |
| 12 | M50 | Z | -3.178 | -3.178 | 0 | %100 |
| 13 | M51 | X | 5.505 | 5.505 | 0 | %100 |
| 14 | M51 | Z | -3.178 | -3.178 | 0 | %100 |
| 15 | M12 | X | 13.877 | 13.877 | 0 | %100 |



Company :
 Designer :
 Job Number :
 Model Name :

July 2, 2023
 4:09 PM
 Checked By: _____

Member Distributed Loads (BLC 43 : Structure Wo (60 Deg)) (Continued)

| | Member Label | Direction | Start Magnitude[lb/ft,... | End Magnitude[lb/ft,F... | Start Location[ft, %] | End Location[ft, %] |
|----|--------------|-----------|---------------------------|--------------------------|-----------------------|---------------------|
| 16 | M12 | Z | -8.012 | -8.012 | 0 | %100 |
| 17 | M13 | X | 3.469 | 3.469 | 0 | %100 |
| 18 | M13 | Z | -2.003 | -2.003 | 0 | %100 |
| 19 | M21 | X | 0 | 0 | 0 | %100 |
| 20 | M21 | Z | 0 | 0 | 0 | %100 |
| 21 | M22 | X | 0 | 0 | 0 | %100 |
| 22 | M22 | Z | 0 | 0 | 0 | %100 |
| 23 | M25 | X | 5.505 | 5.505 | 0 | %100 |
| 24 | M25 | Z | -3.178 | -3.178 | 0 | %100 |
| 25 | M26 | X | 5.505 | 5.505 | 0 | %100 |
| 26 | M26 | Z | -3.178 | -3.178 | 0 | %100 |
| 27 | M26A | X | 0 | 0 | 0 | %100 |
| 28 | M26A | Z | 0 | 0 | 0 | %100 |
| 29 | M27A | X | 10.044 | 10.044 | 0 | %100 |
| 30 | M27A | Z | -5.799 | -5.799 | 0 | %100 |
| 31 | MP2A | X | 7.91 | 7.91 | 0 | %100 |
| 32 | MP2A | Z | -4.567 | -4.567 | 0 | %100 |
| 33 | MP3A | X | 7.91 | 7.91 | 0 | %100 |
| 34 | MP3A | Z | -4.567 | -4.567 | 0 | %100 |
| 35 | MP4A | X | 7.91 | 7.91 | 0 | %100 |
| 36 | MP4A | Z | -4.567 | -4.567 | 0 | %100 |
| 37 | MP5A | X | 7.91 | 7.91 | 0 | %100 |
| 38 | MP5A | Z | -4.567 | -4.567 | 0 | %100 |
| 39 | M32A | X | 0 | 0 | 0 | %100 |
| 40 | M32A | Z | 0 | 0 | 0 | %100 |
| 41 | M33A | X | 0 | 0 | 0 | %100 |
| 42 | M33A | Z | 0 | 0 | 0 | %100 |
| 43 | M34A | X | 5.505 | 5.505 | 0 | %100 |
| 44 | M34A | Z | -3.178 | -3.178 | 0 | %100 |
| 45 | M35A | X | 5.505 | 5.505 | 0 | %100 |
| 46 | M35A | Z | -3.178 | -3.178 | 0 | %100 |
| 47 | MP1C | X | 7.91 | 7.91 | 0 | %100 |
| 48 | MP1C | Z | -4.567 | -4.567 | 0 | %100 |
| 49 | MP2C | X | 7.91 | 7.91 | 0 | %100 |
| 50 | MP2C | Z | -4.567 | -4.567 | 0 | %100 |
| 51 | MP3C | X | 7.91 | 7.91 | 0 | %100 |
| 52 | MP3C | Z | -4.567 | -4.567 | 0 | %100 |
| 53 | MP4C | X | 7.91 | 7.91 | 0 | %100 |
| 54 | MP4C | Z | -4.567 | -4.567 | 0 | %100 |
| 55 | MP5C | X | 7.91 | 7.91 | 0 | %100 |
| 56 | MP5C | Z | -4.567 | -4.567 | 0 | %100 |
| 57 | MP1B | X | 7.91 | 7.91 | 0 | %100 |
| 58 | MP1B | Z | -4.567 | -4.567 | 0 | %100 |
| 59 | MP2B | X | 7.91 | 7.91 | 0 | %100 |
| 60 | MP2B | Z | -4.567 | -4.567 | 0 | %100 |
| 61 | MP3B | X | 7.91 | 7.91 | 0 | %100 |
| 62 | MP3B | Z | -4.567 | -4.567 | 0 | %100 |
| 63 | MP4B | X | 7.91 | 7.91 | 0 | %100 |
| 64 | MP4B | Z | -4.567 | -4.567 | 0 | %100 |
| 65 | MP5B | X | 7.91 | 7.91 | 0 | %100 |
| 66 | MP5B | Z | -4.567 | -4.567 | 0 | %100 |
| 67 | M57 | X | 7.91 | 7.91 | 0 | %100 |
| 68 | M57 | Z | -4.567 | -4.567 | 0 | %100 |
| 69 | M57A | X | 13.851 | 13.851 | 0 | %100 |
| 70 | M57A | Z | -7.997 | -7.997 | 0 | %100 |
| 71 | M58 | X | 10.91 | 10.91 | 0 | %100 |
| 72 | M58 | Z | -6.299 | -6.299 | 0 | %100 |



Company :
 Designer :
 Job Number :
 Model Name :

July 2, 2023
 4:09 PM
 Checked By: _____

Member Distributed Loads (BLC 43 : Structure Wo (60 Deg)) (Continued)

| | Member Label | Direction | Start Magnitude[lb/ft.... | End Magnitude[lb/ft.F... | Start Location[ft.%,] | End Location[ft.%,] |
|----|--------------|-----------|---------------------------|--------------------------|-----------------------|---------------------|
| 73 | M59 | X | 13.851 | 13.851 | 0 | %100 |
| 74 | M59 | Z | -7.997 | -7.997 | 0 | %100 |

Member Distributed Loads (BLC 44 : Structure Wo (90 Deg))

| | Member Label | Direction | Start Magnitude[lb/ft.... | End Magnitude[lb/ft.F... | Start Location[ft.%,] | End Location[ft.%,] |
|----|--------------|-----------|---------------------------|--------------------------|-----------------------|---------------------|
| 1 | MP1A | X | 9.134 | 9.134 | 0 | %100 |
| 2 | MP1A | Z | 0 | 0 | 0 | %100 |
| 3 | M7 | X | 0 | 0 | 0 | %100 |
| 4 | M7 | Z | 0 | 0 | 0 | %100 |
| 5 | M17 | X | 15.463 | 15.463 | 0 | %100 |
| 6 | M17 | Z | 0 | 0 | 0 | %100 |
| 7 | M48 | X | 8.475 | 8.475 | 0 | %100 |
| 8 | M48 | Z | 0 | 0 | 0 | %100 |
| 9 | M49 | X | 8.475 | 8.475 | 0 | %100 |
| 10 | M49 | Z | 0 | 0 | 0 | %100 |
| 11 | M50 | X | 8.475 | 8.475 | 0 | %100 |
| 12 | M50 | Z | 0 | 0 | 0 | %100 |
| 13 | M51 | X | 8.475 | 8.475 | 0 | %100 |
| 14 | M51 | Z | 0 | 0 | 0 | %100 |
| 15 | M12 | X | 12.018 | 12.018 | 0 | %100 |
| 16 | M12 | Z | 0 | 0 | 0 | %100 |
| 17 | M13 | X | 12.018 | 12.018 | 0 | %100 |
| 18 | M13 | Z | 0 | 0 | 0 | %100 |
| 19 | M21 | X | 2.119 | 2.119 | 0 | %100 |
| 20 | M21 | Z | 0 | 0 | 0 | %100 |
| 21 | M22 | X | 2.119 | 2.119 | 0 | %100 |
| 22 | M22 | Z | 0 | 0 | 0 | %100 |
| 23 | M25 | X | 2.119 | 2.119 | 0 | %100 |
| 24 | M25 | Z | 0 | 0 | 0 | %100 |
| 25 | M26 | X | 2.119 | 2.119 | 0 | %100 |
| 26 | M26 | Z | 0 | 0 | 0 | %100 |
| 27 | M26A | X | 3.866 | 3.866 | 0 | %100 |
| 28 | M26A | Z | 0 | 0 | 0 | %100 |
| 29 | M27A | X | 3.866 | 3.866 | 0 | %100 |
| 30 | M27A | Z | 0 | 0 | 0 | %100 |
| 31 | MP2A | X | 9.134 | 9.134 | 0 | %100 |
| 32 | MP2A | Z | 0 | 0 | 0 | %100 |
| 33 | MP3A | X | 9.134 | 9.134 | 0 | %100 |
| 34 | MP3A | Z | 0 | 0 | 0 | %100 |
| 35 | MP4A | X | 9.134 | 9.134 | 0 | %100 |
| 36 | MP4A | Z | 0 | 0 | 0 | %100 |
| 37 | MP5A | X | 9.134 | 9.134 | 0 | %100 |
| 38 | MP5A | Z | 0 | 0 | 0 | %100 |
| 39 | M32A | X | 2.119 | 2.119 | 0 | %100 |
| 40 | M32A | Z | 0 | 0 | 0 | %100 |
| 41 | M33A | X | 2.119 | 2.119 | 0 | %100 |
| 42 | M33A | Z | 0 | 0 | 0 | %100 |
| 43 | M34A | X | 2.119 | 2.119 | 0 | %100 |
| 44 | M34A | Z | 0 | 0 | 0 | %100 |
| 45 | M35A | X | 2.119 | 2.119 | 0 | %100 |
| 46 | M35A | Z | 0 | 0 | 0 | %100 |
| 47 | MP1C | X | 9.134 | 9.134 | 0 | %100 |
| 48 | MP1C | Z | 0 | 0 | 0 | %100 |
| 49 | MP2C | X | 9.134 | 9.134 | 0 | %100 |
| 50 | MP2C | Z | 0 | 0 | 0 | %100 |
| 51 | MP3C | X | 9.134 | 9.134 | 0 | %100 |



Company :
 Designer :
 Job Number :
 Model Name :

July 2, 2023
 4:09 PM
 Checked By: _____

Member Distributed Loads (BLC 44 : Structure Wo (90 Deg)) (Continued)

| | Member Label | Direction | Start Magnitude[lb/ft.... | End Magnitude[lb/ft.F... | Start Location[ft.%,] | End Location[ft.%,] |
|----|--------------|-----------|---------------------------|--------------------------|-----------------------|---------------------|
| 52 | MP3C | Z | 0 | 0 | 0 | %100 |
| 53 | MP4C | X | 9.134 | 9.134 | 0 | %100 |
| 54 | MP4C | Z | 0 | 0 | 0 | %100 |
| 55 | MP5C | X | 9.134 | 9.134 | 0 | %100 |
| 56 | MP5C | Z | 0 | 0 | 0 | %100 |
| 57 | MP1B | X | 9.134 | 9.134 | 0 | %100 |
| 58 | MP1B | Z | 0 | 0 | 0 | %100 |
| 59 | MP2B | X | 9.134 | 9.134 | 0 | %100 |
| 60 | MP2B | Z | 0 | 0 | 0 | %100 |
| 61 | MP3B | X | 9.134 | 9.134 | 0 | %100 |
| 62 | MP3B | Z | 0 | 0 | 0 | %100 |
| 63 | MP4B | X | 9.134 | 9.134 | 0 | %100 |
| 64 | MP4B | Z | 0 | 0 | 0 | %100 |
| 65 | MP5B | X | 9.134 | 9.134 | 0 | %100 |
| 66 | MP5B | Z | 0 | 0 | 0 | %100 |
| 67 | M57 | X | 9.134 | 9.134 | 0 | %100 |
| 68 | M57 | Z | 0 | 0 | 0 | %100 |
| 69 | M57A | X | 17.126 | 17.126 | 0 | %100 |
| 70 | M57A | Z | 0 | 0 | 0 | %100 |
| 71 | M58 | X | 13.73 | 13.73 | 0 | %100 |
| 72 | M58 | Z | 0 | 0 | 0 | %100 |
| 73 | M59 | X | 13.73 | 13.73 | 0 | %100 |
| 74 | M59 | Z | 0 | 0 | 0 | %100 |

Member Distributed Loads (BLC 45 : Structure Wo (120 Deg))

| | Member Label | Direction | Start Magnitude[lb/ft.... | End Magnitude[lb/ft.F... | Start Location[ft.%,] | End Location[ft.%,] |
|----|--------------|-----------|---------------------------|--------------------------|-----------------------|---------------------|
| 1 | MP1A | X | 7.91 | 7.91 | 0 | %100 |
| 2 | MP1A | Z | 4.567 | 4.567 | 0 | %100 |
| 3 | M7 | X | 3.469 | 3.469 | 0 | %100 |
| 4 | M7 | Z | 2.003 | 2.003 | 0 | %100 |
| 5 | M17 | X | 10.044 | 10.044 | 0 | %100 |
| 6 | M17 | Z | 5.799 | 5.799 | 0 | %100 |
| 7 | M48 | X | 5.505 | 5.505 | 0 | %100 |
| 8 | M48 | Z | 3.178 | 3.178 | 0 | %100 |
| 9 | M49 | X | 5.505 | 5.505 | 0 | %100 |
| 10 | M49 | Z | 3.178 | 3.178 | 0 | %100 |
| 11 | M50 | X | 5.505 | 5.505 | 0 | %100 |
| 12 | M50 | Z | 3.178 | 3.178 | 0 | %100 |
| 13 | M51 | X | 5.505 | 5.505 | 0 | %100 |
| 14 | M51 | Z | 3.178 | 3.178 | 0 | %100 |
| 15 | M12 | X | 3.469 | 3.469 | 0 | %100 |
| 16 | M12 | Z | 2.003 | 2.003 | 0 | %100 |
| 17 | M13 | X | 13.877 | 13.877 | 0 | %100 |
| 18 | M13 | Z | 8.012 | 8.012 | 0 | %100 |
| 19 | M21 | X | 5.505 | 5.505 | 0 | %100 |
| 20 | M21 | Z | 3.178 | 3.178 | 0 | %100 |
| 21 | M22 | X | 5.505 | 5.505 | 0 | %100 |
| 22 | M22 | Z | 3.178 | 3.178 | 0 | %100 |
| 23 | M25 | X | 0 | 0 | 0 | %100 |
| 24 | M25 | Z | 0 | 0 | 0 | %100 |
| 25 | M26 | X | 0 | 0 | 0 | %100 |
| 26 | M26 | Z | 0 | 0 | 0 | %100 |
| 27 | M26A | X | 10.044 | 10.044 | 0 | %100 |
| 28 | M26A | Z | 5.799 | 5.799 | 0 | %100 |
| 29 | M27A | X | 0 | 0 | 0 | %100 |
| 30 | M27A | Z | 0 | 0 | 0 | %100 |



Company :
 Designer :
 Job Number :
 Model Name :

July 2, 2023
 4:09 PM
 Checked By: _____

Member Distributed Loads (BLC 45 : Structure Wo (120 Deg)) (Continued)

| | Member Label | Direction | Start Magnitude[lb/ft.... | End Magnitude[lb/ft.F... | Start Location[ft.%,] | End Location[ft.%,] |
|----|--------------|-----------|---------------------------|--------------------------|-----------------------|---------------------|
| 31 | MP2A | X | 7.91 | 7.91 | 0 | %100 |
| 32 | MP2A | Z | 4.567 | 4.567 | 0 | %100 |
| 33 | MP3A | X | 7.91 | 7.91 | 0 | %100 |
| 34 | MP3A | Z | 4.567 | 4.567 | 0 | %100 |
| 35 | MP4A | X | 7.91 | 7.91 | 0 | %100 |
| 36 | MP4A | Z | 4.567 | 4.567 | 0 | %100 |
| 37 | MP5A | X | 7.91 | 7.91 | 0 | %100 |
| 38 | MP5A | Z | 4.567 | 4.567 | 0 | %100 |
| 39 | M32A | X | 5.505 | 5.505 | 0 | %100 |
| 40 | M32A | Z | 3.178 | 3.178 | 0 | %100 |
| 41 | M33A | X | 5.505 | 5.505 | 0 | %100 |
| 42 | M33A | Z | 3.178 | 3.178 | 0 | %100 |
| 43 | M34A | X | 0 | 0 | 0 | %100 |
| 44 | M34A | Z | 0 | 0 | 0 | %100 |
| 45 | M35A | X | 0 | 0 | 0 | %100 |
| 46 | M35A | Z | 0 | 0 | 0 | %100 |
| 47 | MP1C | X | 7.91 | 7.91 | 0 | %100 |
| 48 | MP1C | Z | 4.567 | 4.567 | 0 | %100 |
| 49 | MP2C | X | 7.91 | 7.91 | 0 | %100 |
| 50 | MP2C | Z | 4.567 | 4.567 | 0 | %100 |
| 51 | MP3C | X | 7.91 | 7.91 | 0 | %100 |
| 52 | MP3C | Z | 4.567 | 4.567 | 0 | %100 |
| 53 | MP4C | X | 7.91 | 7.91 | 0 | %100 |
| 54 | MP4C | Z | 4.567 | 4.567 | 0 | %100 |
| 55 | MP5C | X | 7.91 | 7.91 | 0 | %100 |
| 56 | MP5C | Z | 4.567 | 4.567 | 0 | %100 |
| 57 | MP1B | X | 7.91 | 7.91 | 0 | %100 |
| 58 | MP1B | Z | 4.567 | 4.567 | 0 | %100 |
| 59 | MP2B | X | 7.91 | 7.91 | 0 | %100 |
| 60 | MP2B | Z | 4.567 | 4.567 | 0 | %100 |
| 61 | MP3B | X | 7.91 | 7.91 | 0 | %100 |
| 62 | MP3B | Z | 4.567 | 4.567 | 0 | %100 |
| 63 | MP4B | X | 7.91 | 7.91 | 0 | %100 |
| 64 | MP4B | Z | 4.567 | 4.567 | 0 | %100 |
| 65 | MP5B | X | 7.91 | 7.91 | 0 | %100 |
| 66 | MP5B | Z | 4.567 | 4.567 | 0 | %100 |
| 67 | M57 | X | 7.91 | 7.91 | 0 | %100 |
| 68 | M57 | Z | 4.567 | 4.567 | 0 | %100 |
| 69 | M57A | X | 13.851 | 13.851 | 0 | %100 |
| 70 | M57A | Z | 7.997 | 7.997 | 0 | %100 |
| 71 | M58 | X | 13.851 | 13.851 | 0 | %100 |
| 72 | M58 | Z | 7.997 | 7.997 | 0 | %100 |
| 73 | M59 | X | 10.91 | 10.91 | 0 | %100 |
| 74 | M59 | Z | 6.299 | 6.299 | 0 | %100 |

Member Distributed Loads (BLC 46 : Structure Wo (150 Deg))

| | Member Label | Direction | Start Magnitude[lb/ft.... | End Magnitude[lb/ft.F... | Start Location[ft.%,] | End Location[ft.%,] |
|---|--------------|-----------|---------------------------|--------------------------|-----------------------|---------------------|
| 1 | MP1A | X | 4.567 | 4.567 | 0 | %100 |
| 2 | MP1A | Z | 7.91 | 7.91 | 0 | %100 |
| 3 | M7 | X | 6.009 | 6.009 | 0 | %100 |
| 4 | M7 | Z | 10.408 | 10.408 | 0 | %100 |
| 5 | M17 | X | 1.933 | 1.933 | 0 | %100 |
| 6 | M17 | Z | 3.348 | 3.348 | 0 | %100 |
| 7 | M48 | X | 1.059 | 1.059 | 0 | %100 |
| 8 | M48 | Z | 1.835 | 1.835 | 0 | %100 |
| 9 | M49 | X | 1.059 | 1.059 | 0 | %100 |



Company :
 Designer :
 Job Number :
 Model Name :

July 2, 2023
 4:09 PM
 Checked By: _____

Member Distributed Loads (BLC 46 : Structure Wo (150 Deg)) (Continued)

| Member Label | Direction | Start Magnitude[lb/ft,... | End Magnitude[lb/ft,F... | Start Location[ft, %] | End Location[ft, %] |
|--------------|-----------|---------------------------|--------------------------|-----------------------|---------------------|
| 10 | M49 | Z | 1.835 | 1.835 | 0 %100 |
| 11 | M50 | X | 1.059 | 1.059 | 0 %100 |
| 12 | M50 | Z | 1.835 | 1.835 | 0 %100 |
| 13 | M51 | X | 1.059 | 1.059 | 0 %100 |
| 14 | M51 | Z | 1.835 | 1.835 | 0 %100 |
| 15 | M12 | X | 0 | 0 | 0 %100 |
| 16 | M12 | Z | 0 | 0 | 0 %100 |
| 17 | M13 | X | 6.009 | 6.009 | 0 %100 |
| 18 | M13 | Z | 10.408 | 10.408 | 0 %100 |
| 19 | M21 | X | 4.237 | 4.237 | 0 %100 |
| 20 | M21 | Z | 7.34 | 7.34 | 0 %100 |
| 21 | M22 | X | 4.237 | 4.237 | 0 %100 |
| 22 | M22 | Z | 7.34 | 7.34 | 0 %100 |
| 23 | M25 | X | 1.059 | 1.059 | 0 %100 |
| 24 | M25 | Z | 1.835 | 1.835 | 0 %100 |
| 25 | M26 | X | 1.059 | 1.059 | 0 %100 |
| 26 | M26 | Z | 1.835 | 1.835 | 0 %100 |
| 27 | M26A | X | 7.732 | 7.732 | 0 %100 |
| 28 | M26A | Z | 13.392 | 13.392 | 0 %100 |
| 29 | M27A | X | 1.933 | 1.933 | 0 %100 |
| 30 | M27A | Z | 3.348 | 3.348 | 0 %100 |
| 31 | MP2A | X | 4.567 | 4.567 | 0 %100 |
| 32 | MP2A | Z | 7.91 | 7.91 | 0 %100 |
| 33 | MP3A | X | 4.567 | 4.567 | 0 %100 |
| 34 | MP3A | Z | 7.91 | 7.91 | 0 %100 |
| 35 | MP4A | X | 4.567 | 4.567 | 0 %100 |
| 36 | MP4A | Z | 7.91 | 7.91 | 0 %100 |
| 37 | MP5A | X | 4.567 | 4.567 | 0 %100 |
| 38 | MP5A | Z | 7.91 | 7.91 | 0 %100 |
| 39 | M32A | X | 4.237 | 4.237 | 0 %100 |
| 40 | M32A | Z | 7.34 | 7.34 | 0 %100 |
| 41 | M33A | X | 4.237 | 4.237 | 0 %100 |
| 42 | M33A | Z | 7.34 | 7.34 | 0 %100 |
| 43 | M34A | X | 1.059 | 1.059 | 0 %100 |
| 44 | M34A | Z | 1.835 | 1.835 | 0 %100 |
| 45 | M35A | X | 1.059 | 1.059 | 0 %100 |
| 46 | M35A | Z | 1.835 | 1.835 | 0 %100 |
| 47 | MP1C | X | 4.567 | 4.567 | 0 %100 |
| 48 | MP1C | Z | 7.91 | 7.91 | 0 %100 |
| 49 | MP2C | X | 4.567 | 4.567 | 0 %100 |
| 50 | MP2C | Z | 7.91 | 7.91 | 0 %100 |
| 51 | MP3C | X | 4.567 | 4.567 | 0 %100 |
| 52 | MP3C | Z | 7.91 | 7.91 | 0 %100 |
| 53 | MP4C | X | 4.567 | 4.567 | 0 %100 |
| 54 | MP4C | Z | 7.91 | 7.91 | 0 %100 |
| 55 | MP5C | X | 4.567 | 4.567 | 0 %100 |
| 56 | MP5C | Z | 7.91 | 7.91 | 0 %100 |
| 57 | MP1B | X | 4.567 | 4.567 | 0 %100 |
| 58 | MP1B | Z | 7.91 | 7.91 | 0 %100 |
| 59 | MP2B | X | 4.567 | 4.567 | 0 %100 |
| 60 | MP2B | Z | 7.91 | 7.91 | 0 %100 |
| 61 | MP3B | X | 4.567 | 4.567 | 0 %100 |
| 62 | MP3B | Z | 7.91 | 7.91 | 0 %100 |
| 63 | MP4B | X | 4.567 | 4.567 | 0 %100 |
| 64 | MP4B | Z | 7.91 | 7.91 | 0 %100 |
| 65 | MP5B | X | 4.567 | 4.567 | 0 %100 |
| 66 | MP5B | Z | 7.91 | 7.91 | 0 %100 |



Company :
 Designer :
 Job Number :
 Model Name :

July 2, 2023
 4:09 PM
 Checked By: _____

Member Distributed Loads (BLC 46 : Structure Wo (150 Deg)) (Continued)

| | Member Label | Direction | Start Magnitude[lb/ft,... | End Magnitude[lb/ft,F... | Start Location[ft, %] | End Location[ft, %] |
|----|--------------|-----------|---------------------------|--------------------------|-----------------------|---------------------|
| 67 | M57 | X | 4.567 | 4.567 | 0 | %100 |
| 68 | M57 | Z | 7.91 | 7.91 | 0 | %100 |
| 69 | M57A | X | 6.865 | 6.865 | 0 | %100 |
| 70 | M57A | Z | 11.891 | 11.891 | 0 | %100 |
| 71 | M58 | X | 8.563 | 8.563 | 0 | %100 |
| 72 | M58 | Z | 14.832 | 14.832 | 0 | %100 |
| 73 | M59 | X | 6.865 | 6.865 | 0 | %100 |
| 74 | M59 | Z | 11.891 | 11.891 | 0 | %100 |

Member Distributed Loads (BLC 47 : Structure Wo (180 Deg))

| | Member Label | Direction | Start Magnitude[lb/ft,... | End Magnitude[lb/ft,F... | Start Location[ft, %] | End Location[ft, %] |
|----|--------------|-----------|---------------------------|--------------------------|-----------------------|---------------------|
| 1 | MP1A | X | 0 | 0 | 0 | %100 |
| 2 | MP1A | Z | 9.134 | 9.134 | 0 | %100 |
| 3 | M7 | X | 0 | 0 | 0 | %100 |
| 4 | M7 | Z | 16.024 | 16.024 | 0 | %100 |
| 5 | M17 | X | 0 | 0 | 0 | %100 |
| 6 | M17 | Z | 0 | 0 | 0 | %100 |
| 7 | M48 | X | 0 | 0 | 0 | %100 |
| 8 | M48 | Z | 0 | 0 | 0 | %100 |
| 9 | M49 | X | 0 | 0 | 0 | %100 |
| 10 | M49 | Z | 0 | 0 | 0 | %100 |
| 11 | M50 | X | 0 | 0 | 0 | %100 |
| 12 | M50 | Z | 0 | 0 | 0 | %100 |
| 13 | M51 | X | 0 | 0 | 0 | %100 |
| 14 | M51 | Z | 0 | 0 | 0 | %100 |
| 15 | M12 | X | 0 | 0 | 0 | %100 |
| 16 | M12 | Z | 4.006 | 4.006 | 0 | %100 |
| 17 | M13 | X | 0 | 0 | 0 | %100 |
| 18 | M13 | Z | 4.006 | 4.006 | 0 | %100 |
| 19 | M21 | X | 0 | 0 | 0 | %100 |
| 20 | M21 | Z | 6.356 | 6.356 | 0 | %100 |
| 21 | M22 | X | 0 | 0 | 0 | %100 |
| 22 | M22 | Z | 6.356 | 6.356 | 0 | %100 |
| 23 | M25 | X | 0 | 0 | 0 | %100 |
| 24 | M25 | Z | 6.356 | 6.356 | 0 | %100 |
| 25 | M26 | X | 0 | 0 | 0 | %100 |
| 26 | M26 | Z | 6.356 | 6.356 | 0 | %100 |
| 27 | M26A | X | 0 | 0 | 0 | %100 |
| 28 | M26A | Z | 11.597 | 11.597 | 0 | %100 |
| 29 | M27A | X | 0 | 0 | 0 | %100 |
| 30 | M27A | Z | 11.597 | 11.597 | 0 | %100 |
| 31 | MP2A | X | 0 | 0 | 0 | %100 |
| 32 | MP2A | Z | 9.134 | 9.134 | 0 | %100 |
| 33 | MP3A | X | 0 | 0 | 0 | %100 |
| 34 | MP3A | Z | 9.134 | 9.134 | 0 | %100 |
| 35 | MP4A | X | 0 | 0 | 0 | %100 |
| 36 | MP4A | Z | 9.134 | 9.134 | 0 | %100 |
| 37 | MP5A | X | 0 | 0 | 0 | %100 |
| 38 | MP5A | Z | 9.134 | 9.134 | 0 | %100 |
| 39 | M32A | X | 0 | 0 | 0 | %100 |
| 40 | M32A | Z | 6.356 | 6.356 | 0 | %100 |
| 41 | M33A | X | 0 | 0 | 0 | %100 |
| 42 | M33A | Z | 6.356 | 6.356 | 0 | %100 |
| 43 | M34A | X | 0 | 0 | 0 | %100 |
| 44 | M34A | Z | 6.356 | 6.356 | 0 | %100 |
| 45 | M35A | X | 0 | 0 | 0 | %100 |

Member Distributed Loads (BLC 47 : Structure Wo (180 Deg)) (Continued)

| | Member Label | Direction | Start Magnitude[lb/ft.... | End Magnitude[lb/ft.F... | Start Location[ft.%] | End Location[ft.%] |
|----|--------------|-----------|---------------------------|--------------------------|----------------------|--------------------|
| 46 | M35A | Z | 6.356 | 6.356 | 0 | %100 |
| 47 | MP1C | X | 0 | 0 | 0 | %100 |
| 48 | MP1C | Z | 9.134 | 9.134 | 0 | %100 |
| 49 | MP2C | X | 0 | 0 | 0 | %100 |
| 50 | MP2C | Z | 9.134 | 9.134 | 0 | %100 |
| 51 | MP3C | X | 0 | 0 | 0 | %100 |
| 52 | MP3C | Z | 9.134 | 9.134 | 0 | %100 |
| 53 | MP4C | X | 0 | 0 | 0 | %100 |
| 54 | MP4C | Z | 9.134 | 9.134 | 0 | %100 |
| 55 | MP5C | X | 0 | 0 | 0 | %100 |
| 56 | MP5C | Z | 9.134 | 9.134 | 0 | %100 |
| 57 | MP1B | X | 0 | 0 | 0 | %100 |
| 58 | MP1B | Z | 9.134 | 9.134 | 0 | %100 |
| 59 | MP2B | X | 0 | 0 | 0 | %100 |
| 60 | MP2B | Z | 9.134 | 9.134 | 0 | %100 |
| 61 | MP3B | X | 0 | 0 | 0 | %100 |
| 62 | MP3B | Z | 9.134 | 9.134 | 0 | %100 |
| 63 | MP4B | X | 0 | 0 | 0 | %100 |
| 64 | MP4B | Z | 9.134 | 9.134 | 0 | %100 |
| 65 | MP5B | X | 0 | 0 | 0 | %100 |
| 66 | MP5B | Z | 9.134 | 9.134 | 0 | %100 |
| 67 | M57 | X | 0 | 0 | 0 | %100 |
| 68 | M57 | Z | 9.134 | 9.134 | 0 | %100 |
| 69 | M57A | X | 0 | 0 | 0 | %100 |
| 70 | M57A | Z | 12.598 | 12.598 | 0 | %100 |
| 71 | M58 | X | 0 | 0 | 0 | %100 |
| 72 | M58 | Z | 15.994 | 15.994 | 0 | %100 |
| 73 | M59 | X | 0 | 0 | 0 | %100 |
| 74 | M59 | Z | 15.994 | 15.994 | 0 | %100 |

Member Distributed Loads (BLC 48 : Structure Wo (210 Deg))

| | Member Label | Direction | Start Magnitude[lb/ft.... | End Magnitude[lb/ft.F... | Start Location[ft.%] | End Location[ft.%] |
|----|--------------|-----------|---------------------------|--------------------------|----------------------|--------------------|
| 1 | MP1A | X | -4.567 | -4.567 | 0 | %100 |
| 2 | MP1A | Z | 7.91 | 7.91 | 0 | %100 |
| 3 | M7 | X | -6.009 | -6.009 | 0 | %100 |
| 4 | M7 | Z | 10.408 | 10.408 | 0 | %100 |
| 5 | M17 | X | -1.933 | -1.933 | 0 | %100 |
| 6 | M17 | Z | 3.348 | 3.348 | 0 | %100 |
| 7 | M48 | X | -1.059 | -1.059 | 0 | %100 |
| 8 | M48 | Z | 1.835 | 1.835 | 0 | %100 |
| 9 | M49 | X | -1.059 | -1.059 | 0 | %100 |
| 10 | M49 | Z | 1.835 | 1.835 | 0 | %100 |
| 11 | M50 | X | -1.059 | -1.059 | 0 | %100 |
| 12 | M50 | Z | 1.835 | 1.835 | 0 | %100 |
| 13 | M51 | X | -1.059 | -1.059 | 0 | %100 |
| 14 | M51 | Z | 1.835 | 1.835 | 0 | %100 |
| 15 | M12 | X | -6.009 | -6.009 | 0 | %100 |
| 16 | M12 | Z | 10.408 | 10.408 | 0 | %100 |
| 17 | M13 | X | 0 | 0 | 0 | %100 |
| 18 | M13 | Z | 0 | 0 | 0 | %100 |
| 19 | M21 | X | -1.059 | -1.059 | 0 | %100 |
| 20 | M21 | Z | 1.835 | 1.835 | 0 | %100 |
| 21 | M22 | X | -1.059 | -1.059 | 0 | %100 |
| 22 | M22 | Z | 1.835 | 1.835 | 0 | %100 |
| 23 | M25 | X | -4.237 | -4.237 | 0 | %100 |
| 24 | M25 | Z | 7.34 | 7.34 | 0 | %100 |



Company :
 Designer :
 Job Number :
 Model Name :

July 2, 2023
 4:09 PM
 Checked By: _____

Member Distributed Loads (BLC 48 : Structure Wo (210 Deg)) (Continued)

| | Member Label | Direction | Start Magnitude[lb/ft.... | End Magnitude[lb/ft.F... | Start Location[ft.%,] | End Location[ft.%,] |
|----|--------------|-----------|---------------------------|--------------------------|-----------------------|---------------------|
| 25 | M26 | X | -4.237 | -4.237 | 0 | %100 |
| 26 | M26 | Z | 7.34 | 7.34 | 0 | %100 |
| 27 | M26A | X | -1.933 | -1.933 | 0 | %100 |
| 28 | M26A | Z | 3.348 | 3.348 | 0 | %100 |
| 29 | M27A | X | -7.732 | -7.732 | 0 | %100 |
| 30 | M27A | Z | 13.392 | 13.392 | 0 | %100 |
| 31 | MP2A | X | -4.567 | -4.567 | 0 | %100 |
| 32 | MP2A | Z | 7.91 | 7.91 | 0 | %100 |
| 33 | MP3A | X | -4.567 | -4.567 | 0 | %100 |
| 34 | MP3A | Z | 7.91 | 7.91 | 0 | %100 |
| 35 | MP4A | X | -4.567 | -4.567 | 0 | %100 |
| 36 | MP4A | Z | 7.91 | 7.91 | 0 | %100 |
| 37 | MP5A | X | -4.567 | -4.567 | 0 | %100 |
| 38 | MP5A | Z | 7.91 | 7.91 | 0 | %100 |
| 39 | M32A | X | -1.059 | -1.059 | 0 | %100 |
| 40 | M32A | Z | 1.835 | 1.835 | 0 | %100 |
| 41 | M33A | X | -1.059 | -1.059 | 0 | %100 |
| 42 | M33A | Z | 1.835 | 1.835 | 0 | %100 |
| 43 | M34A | X | -4.237 | -4.237 | 0 | %100 |
| 44 | M34A | Z | 7.34 | 7.34 | 0 | %100 |
| 45 | M35A | X | -4.237 | -4.237 | 0 | %100 |
| 46 | M35A | Z | 7.34 | 7.34 | 0 | %100 |
| 47 | MP1C | X | -4.567 | -4.567 | 0 | %100 |
| 48 | MP1C | Z | 7.91 | 7.91 | 0 | %100 |
| 49 | MP2C | X | -4.567 | -4.567 | 0 | %100 |
| 50 | MP2C | Z | 7.91 | 7.91 | 0 | %100 |
| 51 | MP3C | X | -4.567 | -4.567 | 0 | %100 |
| 52 | MP3C | Z | 7.91 | 7.91 | 0 | %100 |
| 53 | MP4C | X | -4.567 | -4.567 | 0 | %100 |
| 54 | MP4C | Z | 7.91 | 7.91 | 0 | %100 |
| 55 | MP5C | X | -4.567 | -4.567 | 0 | %100 |
| 56 | MP5C | Z | 7.91 | 7.91 | 0 | %100 |
| 57 | MP1B | X | -4.567 | -4.567 | 0 | %100 |
| 58 | MP1B | Z | 7.91 | 7.91 | 0 | %100 |
| 59 | MP2B | X | -4.567 | -4.567 | 0 | %100 |
| 60 | MP2B | Z | 7.91 | 7.91 | 0 | %100 |
| 61 | MP3B | X | -4.567 | -4.567 | 0 | %100 |
| 62 | MP3B | Z | 7.91 | 7.91 | 0 | %100 |
| 63 | MP4B | X | -4.567 | -4.567 | 0 | %100 |
| 64 | MP4B | Z | 7.91 | 7.91 | 0 | %100 |
| 65 | MP5B | X | -4.567 | -4.567 | 0 | %100 |
| 66 | MP5B | Z | 7.91 | 7.91 | 0 | %100 |
| 67 | M57 | X | -4.567 | -4.567 | 0 | %100 |
| 68 | M57 | Z | 7.91 | 7.91 | 0 | %100 |
| 69 | M57A | X | -6.865 | -6.865 | 0 | %100 |
| 70 | M57A | Z | 11.891 | 11.891 | 0 | %100 |
| 71 | M58 | X | -6.865 | -6.865 | 0 | %100 |
| 72 | M58 | Z | 11.891 | 11.891 | 0 | %100 |
| 73 | M59 | X | -8.563 | -8.563 | 0 | %100 |
| 74 | M59 | Z | 14.832 | 14.832 | 0 | %100 |

Member Distributed Loads (BLC 49 : Structure Wo (240 Deg))

| | Member Label | Direction | Start Magnitude[lb/ft.... | End Magnitude[lb/ft.F... | Start Location[ft.%,] | End Location[ft.%,] |
|---|--------------|-----------|---------------------------|--------------------------|-----------------------|---------------------|
| 1 | MP1A | X | -7.91 | -7.91 | 0 | %100 |
| 2 | MP1A | Z | 4.567 | 4.567 | 0 | %100 |
| 3 | M7 | X | -3.469 | -3.469 | 0 | %100 |



Company :
 Designer :
 Job Number :
 Model Name :

July 2, 2023
 4:09 PM
 Checked By: _____

Member Distributed Loads (BLC 49 : Structure Wo (240 Deg)) (Continued)

| Member Label | Direction | Start Magnitude[lb/ft,... | End Magnitude[lb/ft,F... | Start Location[ft, %] | End Location[ft, %] |
|--------------|-----------|---------------------------|--------------------------|-----------------------|---------------------|
| 4 | M7 | Z | 2.003 | 2.003 | 0 %100 |
| 5 | M17 | X | -10.044 | -10.044 | 0 %100 |
| 6 | M17 | Z | 5.799 | 5.799 | 0 %100 |
| 7 | M48 | X | -5.505 | -5.505 | 0 %100 |
| 8 | M48 | Z | 3.178 | 3.178 | 0 %100 |
| 9 | M49 | X | -5.505 | -5.505 | 0 %100 |
| 10 | M49 | Z | 3.178 | 3.178 | 0 %100 |
| 11 | M50 | X | -5.505 | -5.505 | 0 %100 |
| 12 | M50 | Z | 3.178 | 3.178 | 0 %100 |
| 13 | M51 | X | -5.505 | -5.505 | 0 %100 |
| 14 | M51 | Z | 3.178 | 3.178 | 0 %100 |
| 15 | M12 | X | -13.877 | -13.877 | 0 %100 |
| 16 | M12 | Z | 8.012 | 8.012 | 0 %100 |
| 17 | M13 | X | -3.469 | -3.469 | 0 %100 |
| 18 | M13 | Z | 2.003 | 2.003 | 0 %100 |
| 19 | M21 | X | 0 | 0 | 0 %100 |
| 20 | M21 | Z | 0 | 0 | 0 %100 |
| 21 | M22 | X | 0 | 0 | 0 %100 |
| 22 | M22 | Z | 0 | 0 | 0 %100 |
| 23 | M25 | X | -5.505 | -5.505 | 0 %100 |
| 24 | M25 | Z | 3.178 | 3.178 | 0 %100 |
| 25 | M26 | X | -5.505 | -5.505 | 0 %100 |
| 26 | M26 | Z | 3.178 | 3.178 | 0 %100 |
| 27 | M26A | X | 0 | 0 | 0 %100 |
| 28 | M26A | Z | 0 | 0 | 0 %100 |
| 29 | M27A | X | -10.044 | -10.044 | 0 %100 |
| 30 | M27A | Z | 5.799 | 5.799 | 0 %100 |
| 31 | MP2A | X | -7.91 | -7.91 | 0 %100 |
| 32 | MP2A | Z | 4.567 | 4.567 | 0 %100 |
| 33 | MP3A | X | -7.91 | -7.91 | 0 %100 |
| 34 | MP3A | Z | 4.567 | 4.567 | 0 %100 |
| 35 | MP4A | X | -7.91 | -7.91 | 0 %100 |
| 36 | MP4A | Z | 4.567 | 4.567 | 0 %100 |
| 37 | MP5A | X | -7.91 | -7.91 | 0 %100 |
| 38 | MP5A | Z | 4.567 | 4.567 | 0 %100 |
| 39 | M32A | X | 0 | 0 | 0 %100 |
| 40 | M32A | Z | 0 | 0 | 0 %100 |
| 41 | M33A | X | 0 | 0 | 0 %100 |
| 42 | M33A | Z | 0 | 0 | 0 %100 |
| 43 | M34A | X | -5.505 | -5.505 | 0 %100 |
| 44 | M34A | Z | 3.178 | 3.178 | 0 %100 |
| 45 | M35A | X | -5.505 | -5.505 | 0 %100 |
| 46 | M35A | Z | 3.178 | 3.178 | 0 %100 |
| 47 | MP1C | X | -7.91 | -7.91 | 0 %100 |
| 48 | MP1C | Z | 4.567 | 4.567 | 0 %100 |
| 49 | MP2C | X | -7.91 | -7.91 | 0 %100 |
| 50 | MP2C | Z | 4.567 | 4.567 | 0 %100 |
| 51 | MP3C | X | -7.91 | -7.91 | 0 %100 |
| 52 | MP3C | Z | 4.567 | 4.567 | 0 %100 |
| 53 | MP4C | X | -7.91 | -7.91 | 0 %100 |
| 54 | MP4C | Z | 4.567 | 4.567 | 0 %100 |
| 55 | MP5C | X | -7.91 | -7.91 | 0 %100 |
| 56 | MP5C | Z | 4.567 | 4.567 | 0 %100 |
| 57 | MP1B | X | -7.91 | -7.91 | 0 %100 |
| 58 | MP1B | Z | 4.567 | 4.567 | 0 %100 |
| 59 | MP2B | X | -7.91 | -7.91 | 0 %100 |
| 60 | MP2B | Z | 4.567 | 4.567 | 0 %100 |



Company :
 Designer :
 Job Number :
 Model Name :

July 2, 2023
 4:09 PM
 Checked By: _____

Member Distributed Loads (BLC 49 : Structure Wo (240 Deg)) (Continued)

| | Member Label | Direction | Start Magnitude[lb/ft.... | End Magnitude[lb/ft.F... | Start Location[ft.%] | End Location[ft.%] |
|----|--------------|-----------|---------------------------|--------------------------|----------------------|--------------------|
| 61 | MP3B | X | -7.91 | -7.91 | 0 | %100 |
| 62 | MP3B | Z | 4.567 | 4.567 | 0 | %100 |
| 63 | MP4B | X | -7.91 | -7.91 | 0 | %100 |
| 64 | MP4B | Z | 4.567 | 4.567 | 0 | %100 |
| 65 | MP5B | X | -7.91 | -7.91 | 0 | %100 |
| 66 | MP5B | Z | 4.567 | 4.567 | 0 | %100 |
| 67 | M57 | X | -7.91 | -7.91 | 0 | %100 |
| 68 | M57 | Z | 4.567 | 4.567 | 0 | %100 |
| 69 | M57A | X | -13.851 | -13.851 | 0 | %100 |
| 70 | M57A | Z | 7.997 | 7.997 | 0 | %100 |
| 71 | M58 | X | -10.91 | -10.91 | 0 | %100 |
| 72 | M58 | Z | 6.299 | 6.299 | 0 | %100 |
| 73 | M59 | X | -13.851 | -13.851 | 0 | %100 |
| 74 | M59 | Z | 7.997 | 7.997 | 0 | %100 |

Member Distributed Loads (BLC 50 : Structure Wo (270 Deg))

| | Member Label | Direction | Start Magnitude[lb/ft.... | End Magnitude[lb/ft.F... | Start Location[ft.%] | End Location[ft.%] |
|----|--------------|-----------|---------------------------|--------------------------|----------------------|--------------------|
| 1 | MP1A | X | -9.134 | -9.134 | 0 | %100 |
| 2 | MP1A | Z | 0 | 0 | 0 | %100 |
| 3 | M7 | X | 0 | 0 | 0 | %100 |
| 4 | M7 | Z | 0 | 0 | 0 | %100 |
| 5 | M17 | X | -15.463 | -15.463 | 0 | %100 |
| 6 | M17 | Z | 0 | 0 | 0 | %100 |
| 7 | M48 | X | -8.475 | -8.475 | 0 | %100 |
| 8 | M48 | Z | 0 | 0 | 0 | %100 |
| 9 | M49 | X | -8.475 | -8.475 | 0 | %100 |
| 10 | M49 | Z | 0 | 0 | 0 | %100 |
| 11 | M50 | X | -8.475 | -8.475 | 0 | %100 |
| 12 | M50 | Z | 0 | 0 | 0 | %100 |
| 13 | M51 | X | -8.475 | -8.475 | 0 | %100 |
| 14 | M51 | Z | 0 | 0 | 0 | %100 |
| 15 | M12 | X | -12.018 | -12.018 | 0 | %100 |
| 16 | M12 | Z | 0 | 0 | 0 | %100 |
| 17 | M13 | X | -12.018 | -12.018 | 0 | %100 |
| 18 | M13 | Z | 0 | 0 | 0 | %100 |
| 19 | M21 | X | -2.119 | -2.119 | 0 | %100 |
| 20 | M21 | Z | 0 | 0 | 0 | %100 |
| 21 | M22 | X | -2.119 | -2.119 | 0 | %100 |
| 22 | M22 | Z | 0 | 0 | 0 | %100 |
| 23 | M25 | X | -2.119 | -2.119 | 0 | %100 |
| 24 | M25 | Z | 0 | 0 | 0 | %100 |
| 25 | M26 | X | -2.119 | -2.119 | 0 | %100 |
| 26 | M26 | Z | 0 | 0 | 0 | %100 |
| 27 | M26A | X | -3.866 | -3.866 | 0 | %100 |
| 28 | M26A | Z | 0 | 0 | 0 | %100 |
| 29 | M27A | X | -3.866 | -3.866 | 0 | %100 |
| 30 | M27A | Z | 0 | 0 | 0 | %100 |
| 31 | MP2A | X | -9.134 | -9.134 | 0 | %100 |
| 32 | MP2A | Z | 0 | 0 | 0 | %100 |
| 33 | MP3A | X | -9.134 | -9.134 | 0 | %100 |
| 34 | MP3A | Z | 0 | 0 | 0 | %100 |
| 35 | MP4A | X | -9.134 | -9.134 | 0 | %100 |
| 36 | MP4A | Z | 0 | 0 | 0 | %100 |
| 37 | MP5A | X | -9.134 | -9.134 | 0 | %100 |
| 38 | MP5A | Z | 0 | 0 | 0 | %100 |
| 39 | M32A | X | -2.119 | -2.119 | 0 | %100 |



Company :
 Designer :
 Job Number :
 Model Name :

July 2, 2023
 4:09 PM
 Checked By: _____

Member Distributed Loads (BLC 50 : Structure Wo (270 Deg)) (Continued)

| | Member Label | Direction | Start Magnitude[lb/ft.... | End Magnitude[lb/ft.F... | Start Location[ft.%,] | End Location[ft.%,] |
|----|--------------|-----------|---------------------------|--------------------------|-----------------------|---------------------|
| 40 | M32A | Z | 0 | 0 | 0 | %100 |
| 41 | M33A | X | -2.119 | -2.119 | 0 | %100 |
| 42 | M33A | Z | 0 | 0 | 0 | %100 |
| 43 | M34A | X | -2.119 | -2.119 | 0 | %100 |
| 44 | M34A | Z | 0 | 0 | 0 | %100 |
| 45 | M35A | X | -2.119 | -2.119 | 0 | %100 |
| 46 | M35A | Z | 0 | 0 | 0 | %100 |
| 47 | MP1C | X | -9.134 | -9.134 | 0 | %100 |
| 48 | MP1C | Z | 0 | 0 | 0 | %100 |
| 49 | MP2C | X | -9.134 | -9.134 | 0 | %100 |
| 50 | MP2C | Z | 0 | 0 | 0 | %100 |
| 51 | MP3C | X | -9.134 | -9.134 | 0 | %100 |
| 52 | MP3C | Z | 0 | 0 | 0 | %100 |
| 53 | MP4C | X | -9.134 | -9.134 | 0 | %100 |
| 54 | MP4C | Z | 0 | 0 | 0 | %100 |
| 55 | MP5C | X | -9.134 | -9.134 | 0 | %100 |
| 56 | MP5C | Z | 0 | 0 | 0 | %100 |
| 57 | MP1B | X | -9.134 | -9.134 | 0 | %100 |
| 58 | MP1B | Z | 0 | 0 | 0 | %100 |
| 59 | MP2B | X | -9.134 | -9.134 | 0 | %100 |
| 60 | MP2B | Z | 0 | 0 | 0 | %100 |
| 61 | MP3B | X | -9.134 | -9.134 | 0 | %100 |
| 62 | MP3B | Z | 0 | 0 | 0 | %100 |
| 63 | MP4B | X | -9.134 | -9.134 | 0 | %100 |
| 64 | MP4B | Z | 0 | 0 | 0 | %100 |
| 65 | MP5B | X | -9.134 | -9.134 | 0 | %100 |
| 66 | MP5B | Z | 0 | 0 | 0 | %100 |
| 67 | M57 | X | -9.134 | -9.134 | 0 | %100 |
| 68 | M57 | Z | 0 | 0 | 0 | %100 |
| 69 | M57A | X | -17.126 | -17.126 | 0 | %100 |
| 70 | M57A | Z | 0 | 0 | 0 | %100 |
| 71 | M58 | X | -13.73 | -13.73 | 0 | %100 |
| 72 | M58 | Z | 0 | 0 | 0 | %100 |
| 73 | M59 | X | -13.73 | -13.73 | 0 | %100 |
| 74 | M59 | Z | 0 | 0 | 0 | %100 |

Member Distributed Loads (BLC 51 : Structure Wo (300 Deg))

| | Member Label | Direction | Start Magnitude[lb/ft.... | End Magnitude[lb/ft.F... | Start Location[ft.%,] | End Location[ft.%,] |
|----|--------------|-----------|---------------------------|--------------------------|-----------------------|---------------------|
| 1 | MP1A | X | -7.91 | -7.91 | 0 | %100 |
| 2 | MP1A | Z | -4.567 | -4.567 | 0 | %100 |
| 3 | M7 | X | -3.469 | -3.469 | 0 | %100 |
| 4 | M7 | Z | -2.003 | -2.003 | 0 | %100 |
| 5 | M17 | X | -10.044 | -10.044 | 0 | %100 |
| 6 | M17 | Z | -5.799 | -5.799 | 0 | %100 |
| 7 | M48 | X | -5.505 | -5.505 | 0 | %100 |
| 8 | M48 | Z | -3.178 | -3.178 | 0 | %100 |
| 9 | M49 | X | -5.505 | -5.505 | 0 | %100 |
| 10 | M49 | Z | -3.178 | -3.178 | 0 | %100 |
| 11 | M50 | X | -5.505 | -5.505 | 0 | %100 |
| 12 | M50 | Z | -3.178 | -3.178 | 0 | %100 |
| 13 | M51 | X | -5.505 | -5.505 | 0 | %100 |
| 14 | M51 | Z | -3.178 | -3.178 | 0 | %100 |
| 15 | M12 | X | -3.469 | -3.469 | 0 | %100 |
| 16 | M12 | Z | -2.003 | -2.003 | 0 | %100 |
| 17 | M13 | X | -13.877 | -13.877 | 0 | %100 |
| 18 | M13 | Z | -8.012 | -8.012 | 0 | %100 |

Member Distributed Loads (BLC 51 : Structure Wo (300 Deg)) (Continued)

| | Member Label | Direction | Start Magnitude[lb/ft,... | End Magnitude[lb/ft,F... | Start Location[ft, %] | End Location[ft, %] |
|----|--------------|-----------|---------------------------|--------------------------|-----------------------|---------------------|
| 19 | M21 | X | -5.505 | -5.505 | 0 | %100 |
| 20 | M21 | Z | -3.178 | -3.178 | 0 | %100 |
| 21 | M22 | X | -5.505 | -5.505 | 0 | %100 |
| 22 | M22 | Z | -3.178 | -3.178 | 0 | %100 |
| 23 | M25 | X | 0 | 0 | 0 | %100 |
| 24 | M25 | Z | 0 | 0 | 0 | %100 |
| 25 | M26 | X | 0 | 0 | 0 | %100 |
| 26 | M26 | Z | 0 | 0 | 0 | %100 |
| 27 | M26A | X | -10.044 | -10.044 | 0 | %100 |
| 28 | M26A | Z | -5.799 | -5.799 | 0 | %100 |
| 29 | M27A | X | 0 | 0 | 0 | %100 |
| 30 | M27A | Z | 0 | 0 | 0 | %100 |
| 31 | MP2A | X | -7.91 | -7.91 | 0 | %100 |
| 32 | MP2A | Z | -4.567 | -4.567 | 0 | %100 |
| 33 | MP3A | X | -7.91 | -7.91 | 0 | %100 |
| 34 | MP3A | Z | -4.567 | -4.567 | 0 | %100 |
| 35 | MP4A | X | -7.91 | -7.91 | 0 | %100 |
| 36 | MP4A | Z | -4.567 | -4.567 | 0 | %100 |
| 37 | MP5A | X | -7.91 | -7.91 | 0 | %100 |
| 38 | MP5A | Z | -4.567 | -4.567 | 0 | %100 |
| 39 | M32A | X | -5.505 | -5.505 | 0 | %100 |
| 40 | M32A | Z | -3.178 | -3.178 | 0 | %100 |
| 41 | M33A | X | -5.505 | -5.505 | 0 | %100 |
| 42 | M33A | Z | -3.178 | -3.178 | 0 | %100 |
| 43 | M34A | X | 0 | 0 | 0 | %100 |
| 44 | M34A | Z | 0 | 0 | 0 | %100 |
| 45 | M35A | X | 0 | 0 | 0 | %100 |
| 46 | M35A | Z | 0 | 0 | 0 | %100 |
| 47 | MP1C | X | -7.91 | -7.91 | 0 | %100 |
| 48 | MP1C | Z | -4.567 | -4.567 | 0 | %100 |
| 49 | MP2C | X | -7.91 | -7.91 | 0 | %100 |
| 50 | MP2C | Z | -4.567 | -4.567 | 0 | %100 |
| 51 | MP3C | X | -7.91 | -7.91 | 0 | %100 |
| 52 | MP3C | Z | -4.567 | -4.567 | 0 | %100 |
| 53 | MP4C | X | -7.91 | -7.91 | 0 | %100 |
| 54 | MP4C | Z | -4.567 | -4.567 | 0 | %100 |
| 55 | MP5C | X | -7.91 | -7.91 | 0 | %100 |
| 56 | MP5C | Z | -4.567 | -4.567 | 0 | %100 |
| 57 | MP1B | X | -7.91 | -7.91 | 0 | %100 |
| 58 | MP1B | Z | -4.567 | -4.567 | 0 | %100 |
| 59 | MP2B | X | -7.91 | -7.91 | 0 | %100 |
| 60 | MP2B | Z | -4.567 | -4.567 | 0 | %100 |
| 61 | MP3B | X | -7.91 | -7.91 | 0 | %100 |
| 62 | MP3B | Z | -4.567 | -4.567 | 0 | %100 |
| 63 | MP4B | X | -7.91 | -7.91 | 0 | %100 |
| 64 | MP4B | Z | -4.567 | -4.567 | 0 | %100 |
| 65 | MP5B | X | -7.91 | -7.91 | 0 | %100 |
| 66 | MP5B | Z | -4.567 | -4.567 | 0 | %100 |
| 67 | M57 | X | -7.91 | -7.91 | 0 | %100 |
| 68 | M57 | Z | -4.567 | -4.567 | 0 | %100 |
| 69 | M57A | X | -13.851 | -13.851 | 0 | %100 |
| 70 | M57A | Z | -7.997 | -7.997 | 0 | %100 |
| 71 | M58 | X | -13.851 | -13.851 | 0 | %100 |
| 72 | M58 | Z | -7.997 | -7.997 | 0 | %100 |
| 73 | M59 | X | -10.91 | -10.91 | 0 | %100 |
| 74 | M59 | Z | -6.299 | -6.299 | 0 | %100 |



Company :
 Designer :
 Job Number :
 Model Name :

July 2, 2023
 4:09 PM
 Checked By: _____

Member Distributed Loads (BLC 52 : Structure Wo (330 Deg))

| Member Label | Direction | Start Magnitude[lb/ft,... | End Magnitude[lb/ft,F... | Start Location[ft, %] | End Location[ft, %] |
|--------------|-----------|---------------------------|--------------------------|-----------------------|---------------------|
| 1 | MP1A | X | -4.567 | -4.567 | 0 %100 |
| 2 | MP1A | Z | -7.91 | -7.91 | 0 %100 |
| 3 | M7 | X | -6.009 | -6.009 | 0 %100 |
| 4 | M7 | Z | -10.408 | -10.408 | 0 %100 |
| 5 | M17 | X | -1.933 | -1.933 | 0 %100 |
| 6 | M17 | Z | -3.348 | -3.348 | 0 %100 |
| 7 | M48 | X | -1.059 | -1.059 | 0 %100 |
| 8 | M48 | Z | -1.835 | -1.835 | 0 %100 |
| 9 | M49 | X | -1.059 | -1.059 | 0 %100 |
| 10 | M49 | Z | -1.835 | -1.835 | 0 %100 |
| 11 | M50 | X | -1.059 | -1.059 | 0 %100 |
| 12 | M50 | Z | -1.835 | -1.835 | 0 %100 |
| 13 | M51 | X | -1.059 | -1.059 | 0 %100 |
| 14 | M51 | Z | -1.835 | -1.835 | 0 %100 |
| 15 | M12 | X | 0 | 0 | 0 %100 |
| 16 | M12 | Z | 0 | 0 | 0 %100 |
| 17 | M13 | X | -6.009 | -6.009 | 0 %100 |
| 18 | M13 | Z | -10.408 | -10.408 | 0 %100 |
| 19 | M21 | X | -4.237 | -4.237 | 0 %100 |
| 20 | M21 | Z | -7.34 | -7.34 | 0 %100 |
| 21 | M22 | X | -4.237 | -4.237 | 0 %100 |
| 22 | M22 | Z | -7.34 | -7.34 | 0 %100 |
| 23 | M25 | X | -1.059 | -1.059 | 0 %100 |
| 24 | M25 | Z | -1.835 | -1.835 | 0 %100 |
| 25 | M26 | X | -1.059 | -1.059 | 0 %100 |
| 26 | M26 | Z | -1.835 | -1.835 | 0 %100 |
| 27 | M26A | X | -7.732 | -7.732 | 0 %100 |
| 28 | M26A | Z | -13.392 | -13.392 | 0 %100 |
| 29 | M27A | X | -1.933 | -1.933 | 0 %100 |
| 30 | M27A | Z | -3.348 | -3.348 | 0 %100 |
| 31 | MP2A | X | -4.567 | -4.567 | 0 %100 |
| 32 | MP2A | Z | -7.91 | -7.91 | 0 %100 |
| 33 | MP3A | X | -4.567 | -4.567 | 0 %100 |
| 34 | MP3A | Z | -7.91 | -7.91 | 0 %100 |
| 35 | MP4A | X | -4.567 | -4.567 | 0 %100 |
| 36 | MP4A | Z | -7.91 | -7.91 | 0 %100 |
| 37 | MP5A | X | -4.567 | -4.567 | 0 %100 |
| 38 | MP5A | Z | -7.91 | -7.91 | 0 %100 |
| 39 | M32A | X | -4.237 | -4.237 | 0 %100 |
| 40 | M32A | Z | -7.34 | -7.34 | 0 %100 |
| 41 | M33A | X | -4.237 | -4.237 | 0 %100 |
| 42 | M33A | Z | -7.34 | -7.34 | 0 %100 |
| 43 | M34A | X | -1.059 | -1.059 | 0 %100 |
| 44 | M34A | Z | -1.835 | -1.835 | 0 %100 |
| 45 | M35A | X | -1.059 | -1.059 | 0 %100 |
| 46 | M35A | Z | -1.835 | -1.835 | 0 %100 |
| 47 | MP1C | X | -4.567 | -4.567 | 0 %100 |
| 48 | MP1C | Z | -7.91 | -7.91 | 0 %100 |
| 49 | MP2C | X | -4.567 | -4.567 | 0 %100 |
| 50 | MP2C | Z | -7.91 | -7.91 | 0 %100 |
| 51 | MP3C | X | -4.567 | -4.567 | 0 %100 |
| 52 | MP3C | Z | -7.91 | -7.91 | 0 %100 |
| 53 | MP4C | X | -4.567 | -4.567 | 0 %100 |
| 54 | MP4C | Z | -7.91 | -7.91 | 0 %100 |
| 55 | MP5C | X | -4.567 | -4.567 | 0 %100 |
| 56 | MP5C | Z | -7.91 | -7.91 | 0 %100 |
| 57 | MP1B | X | -4.567 | -4.567 | 0 %100 |



Company :
 Designer :
 Job Number :
 Model Name :

July 2, 2023
 4:09 PM
 Checked By: _____

Member Distributed Loads (BLC 52 : Structure Wo (330 Deg)) (Continued)

| | Member Label | Direction | Start Magnitude[lb/ft.... | End Magnitude[lb/ft.F... | Start Location[ft.%] | End Location[ft.%] |
|----|--------------|-----------|---------------------------|--------------------------|----------------------|--------------------|
| 58 | MP1B | Z | -7.91 | -7.91 | 0 | %100 |
| 59 | MP2B | X | -4.567 | -4.567 | 0 | %100 |
| 60 | MP2B | Z | -7.91 | -7.91 | 0 | %100 |
| 61 | MP3B | X | -4.567 | -4.567 | 0 | %100 |
| 62 | MP3B | Z | -7.91 | -7.91 | 0 | %100 |
| 63 | MP4B | X | -4.567 | -4.567 | 0 | %100 |
| 64 | MP4B | Z | -7.91 | -7.91 | 0 | %100 |
| 65 | MP5B | X | -4.567 | -4.567 | 0 | %100 |
| 66 | MP5B | Z | -7.91 | -7.91 | 0 | %100 |
| 67 | M57 | X | -4.567 | -4.567 | 0 | %100 |
| 68 | M57 | Z | -7.91 | -7.91 | 0 | %100 |
| 69 | M57A | X | -6.865 | -6.865 | 0 | %100 |
| 70 | M57A | Z | -11.891 | -11.891 | 0 | %100 |
| 71 | M58 | X | -8.563 | -8.563 | 0 | %100 |
| 72 | M58 | Z | -14.832 | -14.832 | 0 | %100 |
| 73 | M59 | X | -6.865 | -6.865 | 0 | %100 |
| 74 | M59 | Z | -11.891 | -11.891 | 0 | %100 |

Member Distributed Loads (BLC 53 : Structure Wi (0 Deg))

| | Member Label | Direction | Start Magnitude[lb/ft.... | End Magnitude[lb/ft.F... | Start Location[ft.%] | End Location[ft.%] |
|----|--------------|-----------|---------------------------|--------------------------|----------------------|--------------------|
| 1 | MP1A | X | 0 | 0 | 0 | %100 |
| 2 | MP1A | Z | -4.045 | -4.045 | 0 | %100 |
| 3 | M7 | X | 0 | 0 | 0 | %100 |
| 4 | M7 | Z | -5.304 | -5.304 | 0 | %100 |
| 5 | M17 | X | 0 | 0 | 0 | %100 |
| 6 | M17 | Z | 0 | 0 | 0 | %100 |
| 7 | M48 | X | 0 | 0 | 0 | %100 |
| 8 | M48 | Z | 0 | 0 | 0 | %100 |
| 9 | M49 | X | 0 | 0 | 0 | %100 |
| 10 | M49 | Z | 0 | 0 | 0 | %100 |
| 11 | M50 | X | 0 | 0 | 0 | %100 |
| 12 | M50 | Z | 0 | 0 | 0 | %100 |
| 13 | M51 | X | 0 | 0 | 0 | %100 |
| 14 | M51 | Z | 0 | 0 | 0 | %100 |
| 15 | M12 | X | 0 | 0 | 0 | %100 |
| 16 | M12 | Z | -1.326 | -1.326 | 0 | %100 |
| 17 | M13 | X | 0 | 0 | 0 | %100 |
| 18 | M13 | Z | -1.326 | -1.326 | 0 | %100 |
| 19 | M21 | X | 0 | 0 | 0 | %100 |
| 20 | M21 | Z | -2.221 | -2.221 | 0 | %100 |
| 21 | M22 | X | 0 | 0 | 0 | %100 |
| 22 | M22 | Z | -2.221 | -2.221 | 0 | %100 |
| 23 | M25 | X | 0 | 0 | 0 | %100 |
| 24 | M25 | Z | -2.221 | -2.221 | 0 | %100 |
| 25 | M26 | X | 0 | 0 | 0 | %100 |
| 26 | M26 | Z | -2.221 | -2.221 | 0 | %100 |
| 27 | M26A | X | 0 | 0 | 0 | %100 |
| 28 | M26A | Z | -3.901 | -3.901 | 0 | %100 |
| 29 | M27A | X | 0 | 0 | 0 | %100 |
| 30 | M27A | Z | -3.901 | -3.901 | 0 | %100 |
| 31 | MP2A | X | 0 | 0 | 0 | %100 |
| 32 | MP2A | Z | -4.045 | -4.045 | 0 | %100 |
| 33 | MP3A | X | 0 | 0 | 0 | %100 |
| 34 | MP3A | Z | -4.045 | -4.045 | 0 | %100 |
| 35 | MP4A | X | 0 | 0 | 0 | %100 |
| 36 | MP4A | Z | -4.045 | -4.045 | 0 | %100 |

Member Distributed Loads (BLC 53 : Structure Wi (0 Deg)) (Continued)

| | Member Label | Direction | Start Magnitude[lb/ft.... | End Magnitude[lb/ft.F... | Start Location[ft.%,] | End Location[ft.%,] |
|----|--------------|-----------|---------------------------|--------------------------|-----------------------|---------------------|
| 37 | MP5A | X | 0 | 0 | 0 | %100 |
| 38 | MP5A | Z | -4.045 | -4.045 | 0 | %100 |
| 39 | M32A | X | 0 | 0 | 0 | %100 |
| 40 | M32A | Z | -2.221 | -2.221 | 0 | %100 |
| 41 | M33A | X | 0 | 0 | 0 | %100 |
| 42 | M33A | Z | -2.221 | -2.221 | 0 | %100 |
| 43 | M34A | X | 0 | 0 | 0 | %100 |
| 44 | M34A | Z | -2.221 | -2.221 | 0 | %100 |
| 45 | M35A | X | 0 | 0 | 0 | %100 |
| 46 | M35A | Z | -2.221 | -2.221 | 0 | %100 |
| 47 | MP1C | X | 0 | 0 | 0 | %100 |
| 48 | MP1C | Z | -4.045 | -4.045 | 0 | %100 |
| 49 | MP2C | X | 0 | 0 | 0 | %100 |
| 50 | MP2C | Z | -4.045 | -4.045 | 0 | %100 |
| 51 | MP3C | X | 0 | 0 | 0 | %100 |
| 52 | MP3C | Z | -4.045 | -4.045 | 0 | %100 |
| 53 | MP4C | X | 0 | 0 | 0 | %100 |
| 54 | MP4C | Z | -4.045 | -4.045 | 0 | %100 |
| 55 | MP5C | X | 0 | 0 | 0 | %100 |
| 56 | MP5C | Z | -4.045 | -4.045 | 0 | %100 |
| 57 | MP1B | X | 0 | 0 | 0 | %100 |
| 58 | MP1B | Z | -4.045 | -4.045 | 0 | %100 |
| 59 | MP2B | X | 0 | 0 | 0 | %100 |
| 60 | MP2B | Z | -4.045 | -4.045 | 0 | %100 |
| 61 | MP3B | X | 0 | 0 | 0 | %100 |
| 62 | MP3B | Z | -4.045 | -4.045 | 0 | %100 |
| 63 | MP4B | X | 0 | 0 | 0 | %100 |
| 64 | MP4B | Z | -4.045 | -4.045 | 0 | %100 |
| 65 | MP5B | X | 0 | 0 | 0 | %100 |
| 66 | MP5B | Z | -4.045 | -4.045 | 0 | %100 |
| 67 | M57 | X | 0 | 0 | 0 | %100 |
| 68 | M57 | Z | -4.045 | -4.045 | 0 | %100 |
| 69 | M57A | X | 0 | 0 | 0 | %100 |
| 70 | M57A | Z | -3.146 | -3.146 | 0 | %100 |
| 71 | M58 | X | 0 | 0 | 0 | %100 |
| 72 | M58 | Z | -4.629 | -4.629 | 0 | %100 |
| 73 | M59 | X | 0 | 0 | 0 | %100 |
| 74 | M59 | Z | -4.629 | -4.629 | 0 | %100 |

Member Distributed Loads (BLC 54 : Structure Wi (30 Deg))

| | Member Label | Direction | Start Magnitude[lb/ft.... | End Magnitude[lb/ft.F... | Start Location[ft.%,] | End Location[ft.%,] |
|----|--------------|-----------|---------------------------|--------------------------|-----------------------|---------------------|
| 1 | MP1A | X | 2.023 | 2.023 | 0 | %100 |
| 2 | MP1A | Z | -3.503 | -3.503 | 0 | %100 |
| 3 | M7 | X | 1.989 | 1.989 | 0 | %100 |
| 4 | M7 | Z | -3.445 | -3.445 | 0 | %100 |
| 5 | M17 | X | .65 | .65 | 0 | %100 |
| 6 | M17 | Z | -1.126 | -1.126 | 0 | %100 |
| 7 | M48 | X | .37 | .37 | 0 | %100 |
| 8 | M48 | Z | -.641 | -.641 | 0 | %100 |
| 9 | M49 | X | .37 | .37 | 0 | %100 |
| 10 | M49 | Z | -.641 | -.641 | 0 | %100 |
| 11 | M50 | X | .37 | .37 | 0 | %100 |
| 12 | M50 | Z | -.641 | -.641 | 0 | %100 |
| 13 | M51 | X | .37 | .37 | 0 | %100 |
| 14 | M51 | Z | -.641 | -.641 | 0 | %100 |
| 15 | M12 | X | 1.989 | 1.989 | 0 | %100 |



Company :
 Designer :
 Job Number :
 Model Name :

July 2, 2023
 4:09 PM
 Checked By: _____

Member Distributed Loads (BLC 54 : Structure Wi (30 Deg)) (Continued)

| Member Label | Direction | Start Magnitude[lb/ft.... | End Magnitude[lb/ft,F... | Start Location[ft.%] | End Location[ft.%] |
|--------------|-----------|---------------------------|--------------------------|----------------------|--------------------|
| 16 | M12 | Z | -3.445 | -3.445 | 0 %100 |
| 17 | M13 | X | 0 | 0 | 0 %100 |
| 18 | M13 | Z | 0 | 0 | 0 %100 |
| 19 | M21 | X | .37 | .37 | 0 %100 |
| 20 | M21 | Z | -.641 | -.641 | 0 %100 |
| 21 | M22 | X | .37 | .37 | 0 %100 |
| 22 | M22 | Z | -.641 | -.641 | 0 %100 |
| 23 | M25 | X | 1.48 | 1.48 | 0 %100 |
| 24 | M25 | Z | -2.564 | -2.564 | 0 %100 |
| 25 | M26 | X | 1.48 | 1.48 | 0 %100 |
| 26 | M26 | Z | -2.564 | -2.564 | 0 %100 |
| 27 | M26A | X | .65 | .65 | 0 %100 |
| 28 | M26A | Z | -1.126 | -1.126 | 0 %100 |
| 29 | M27A | X | 2.601 | 2.601 | 0 %100 |
| 30 | M27A | Z | -4.504 | -4.504 | 0 %100 |
| 31 | MP2A | X | 2.023 | 2.023 | 0 %100 |
| 32 | MP2A | Z | -3.503 | -3.503 | 0 %100 |
| 33 | MP3A | X | 2.023 | 2.023 | 0 %100 |
| 34 | MP3A | Z | -3.503 | -3.503 | 0 %100 |
| 35 | MP4A | X | 2.023 | 2.023 | 0 %100 |
| 36 | MP4A | Z | -3.503 | -3.503 | 0 %100 |
| 37 | MP5A | X | 2.023 | 2.023 | 0 %100 |
| 38 | MP5A | Z | -3.503 | -3.503 | 0 %100 |
| 39 | M32A | X | .37 | .37 | 0 %100 |
| 40 | M32A | Z | -.641 | -.641 | 0 %100 |
| 41 | M33A | X | .37 | .37 | 0 %100 |
| 42 | M33A | Z | -.641 | -.641 | 0 %100 |
| 43 | M34A | X | 1.48 | 1.48 | 0 %100 |
| 44 | M34A | Z | -2.564 | -2.564 | 0 %100 |
| 45 | M35A | X | 1.48 | 1.48 | 0 %100 |
| 46 | M35A | Z | -2.564 | -2.564 | 0 %100 |
| 47 | MP1C | X | 2.023 | 2.023 | 0 %100 |
| 48 | MP1C | Z | -3.503 | -3.503 | 0 %100 |
| 49 | MP2C | X | 2.023 | 2.023 | 0 %100 |
| 50 | MP2C | Z | -3.503 | -3.503 | 0 %100 |
| 51 | MP3C | X | 2.023 | 2.023 | 0 %100 |
| 52 | MP3C | Z | -3.503 | -3.503 | 0 %100 |
| 53 | MP4C | X | 2.023 | 2.023 | 0 %100 |
| 54 | MP4C | Z | -3.503 | -3.503 | 0 %100 |
| 55 | MP5C | X | 2.023 | 2.023 | 0 %100 |
| 56 | MP5C | Z | -3.503 | -3.503 | 0 %100 |
| 57 | MP1B | X | 2.023 | 2.023 | 0 %100 |
| 58 | MP1B | Z | -3.503 | -3.503 | 0 %100 |
| 59 | MP2B | X | 2.023 | 2.023 | 0 %100 |
| 60 | MP2B | Z | -3.503 | -3.503 | 0 %100 |
| 61 | MP3B | X | 2.023 | 2.023 | 0 %100 |
| 62 | MP3B | Z | -3.503 | -3.503 | 0 %100 |
| 63 | MP4B | X | 2.023 | 2.023 | 0 %100 |
| 64 | MP4B | Z | -3.503 | -3.503 | 0 %100 |
| 65 | MP5B | X | 2.023 | 2.023 | 0 %100 |
| 66 | MP5B | Z | -3.503 | -3.503 | 0 %100 |
| 67 | M57 | X | 2.023 | 2.023 | 0 %100 |
| 68 | M57 | Z | -3.503 | -3.503 | 0 %100 |
| 69 | M57A | X | 1.82 | 1.82 | 0 %100 |
| 70 | M57A | Z | -3.153 | -3.153 | 0 %100 |
| 71 | M58 | X | 1.82 | 1.82 | 0 %100 |
| 72 | M58 | Z | -3.153 | -3.153 | 0 %100 |



Company :
 Designer :
 Job Number :
 Model Name :

July 2, 2023
 4:09 PM
 Checked By: _____

Member Distributed Loads (BLC 54 : Structure Wi (30 Deg)) (Continued)

| | Member Label | Direction | Start Magnitude[lb/ft.... | End Magnitude[lb/ft.F... | Start Location[ft.%,] | End Location[ft.%,] |
|----|--------------|-----------|---------------------------|--------------------------|-----------------------|---------------------|
| 73 | M59 | X | 2.562 | 2.562 | 0 | %100 |
| 74 | M59 | Z | -4.437 | -4.437 | 0 | %100 |

Member Distributed Loads (BLC 55 : Structure Wi (60 Deg))

| | Member Label | Direction | Start Magnitude[lb/ft.... | End Magnitude[lb/ft.F... | Start Location[ft.%,] | End Location[ft.%,] |
|----|--------------|-----------|---------------------------|--------------------------|-----------------------|---------------------|
| 1 | MP1A | X | 3.503 | 3.503 | 0 | %100 |
| 2 | MP1A | Z | -2.023 | -2.023 | 0 | %100 |
| 3 | M7 | X | 1.148 | 1.148 | 0 | %100 |
| 4 | M7 | Z | -0.663 | -0.663 | 0 | %100 |
| 5 | M17 | X | 3.378 | 3.378 | 0 | %100 |
| 6 | M17 | Z | -1.95 | -1.95 | 0 | %100 |
| 7 | M48 | X | 1.923 | 1.923 | 0 | %100 |
| 8 | M48 | Z | -1.11 | -1.11 | 0 | %100 |
| 9 | M49 | X | 1.923 | 1.923 | 0 | %100 |
| 10 | M49 | Z | -1.11 | -1.11 | 0 | %100 |
| 11 | M50 | X | 1.923 | 1.923 | 0 | %100 |
| 12 | M50 | Z | -1.11 | -1.11 | 0 | %100 |
| 13 | M51 | X | 1.923 | 1.923 | 0 | %100 |
| 14 | M51 | Z | -1.11 | -1.11 | 0 | %100 |
| 15 | M12 | X | 4.593 | 4.593 | 0 | %100 |
| 16 | M12 | Z | -2.652 | -2.652 | 0 | %100 |
| 17 | M13 | X | 1.148 | 1.148 | 0 | %100 |
| 18 | M13 | Z | -0.663 | -0.663 | 0 | %100 |
| 19 | M21 | X | 0 | 0 | 0 | %100 |
| 20 | M21 | Z | 0 | 0 | 0 | %100 |
| 21 | M22 | X | 0 | 0 | 0 | %100 |
| 22 | M22 | Z | 0 | 0 | 0 | %100 |
| 23 | M25 | X | 1.923 | 1.923 | 0 | %100 |
| 24 | M25 | Z | -1.11 | -1.11 | 0 | %100 |
| 25 | M26 | X | 1.923 | 1.923 | 0 | %100 |
| 26 | M26 | Z | -1.11 | -1.11 | 0 | %100 |
| 27 | M26A | X | 0 | 0 | 0 | %100 |
| 28 | M26A | Z | 0 | 0 | 0 | %100 |
| 29 | M27A | X | 3.378 | 3.378 | 0 | %100 |
| 30 | M27A | Z | -1.95 | -1.95 | 0 | %100 |
| 31 | MP2A | X | 3.503 | 3.503 | 0 | %100 |
| 32 | MP2A | Z | -2.023 | -2.023 | 0 | %100 |
| 33 | MP3A | X | 3.503 | 3.503 | 0 | %100 |
| 34 | MP3A | Z | -2.023 | -2.023 | 0 | %100 |
| 35 | MP4A | X | 3.503 | 3.503 | 0 | %100 |
| 36 | MP4A | Z | -2.023 | -2.023 | 0 | %100 |
| 37 | MP5A | X | 3.503 | 3.503 | 0 | %100 |
| 38 | MP5A | Z | -2.023 | -2.023 | 0 | %100 |
| 39 | M32A | X | 0 | 0 | 0 | %100 |
| 40 | M32A | Z | 0 | 0 | 0 | %100 |
| 41 | M33A | X | 0 | 0 | 0 | %100 |
| 42 | M33A | Z | 0 | 0 | 0 | %100 |
| 43 | M34A | X | 1.923 | 1.923 | 0 | %100 |
| 44 | M34A | Z | -1.11 | -1.11 | 0 | %100 |
| 45 | M35A | X | 1.923 | 1.923 | 0 | %100 |
| 46 | M35A | Z | -1.11 | -1.11 | 0 | %100 |
| 47 | MP1C | X | 3.503 | 3.503 | 0 | %100 |
| 48 | MP1C | Z | -2.023 | -2.023 | 0 | %100 |
| 49 | MP2C | X | 3.503 | 3.503 | 0 | %100 |
| 50 | MP2C | Z | -2.023 | -2.023 | 0 | %100 |
| 51 | MP3C | X | 3.503 | 3.503 | 0 | %100 |



Company :
 Designer :
 Job Number :
 Model Name :

July 2, 2023
 4:09 PM
 Checked By: _____

Member Distributed Loads (BLC 55 : Structure Wi (60 Deg)) (Continued)

| | Member Label | Direction | Start Magnitude[lb/ft.... | End Magnitude[lb/ft.F... | Start Location[ft.%,] | End Location[ft.%,] |
|----|--------------|-----------|---------------------------|--------------------------|-----------------------|---------------------|
| 52 | MP3C | Z | -2.023 | -2.023 | 0 | %100 |
| 53 | MP4C | X | 3.503 | 3.503 | 0 | %100 |
| 54 | MP4C | Z | -2.023 | -2.023 | 0 | %100 |
| 55 | MP5C | X | 3.503 | 3.503 | 0 | %100 |
| 56 | MP5C | Z | -2.023 | -2.023 | 0 | %100 |
| 57 | MP1B | X | 3.503 | 3.503 | 0 | %100 |
| 58 | MP1B | Z | -2.023 | -2.023 | 0 | %100 |
| 59 | MP2B | X | 3.503 | 3.503 | 0 | %100 |
| 60 | MP2B | Z | -2.023 | -2.023 | 0 | %100 |
| 61 | MP3B | X | 3.503 | 3.503 | 0 | %100 |
| 62 | MP3B | Z | -2.023 | -2.023 | 0 | %100 |
| 63 | MP4B | X | 3.503 | 3.503 | 0 | %100 |
| 64 | MP4B | Z | -2.023 | -2.023 | 0 | %100 |
| 65 | MP5B | X | 3.503 | 3.503 | 0 | %100 |
| 66 | MP5B | Z | -2.023 | -2.023 | 0 | %100 |
| 67 | M57 | X | 3.503 | 3.503 | 0 | %100 |
| 68 | M57 | Z | -2.023 | -2.023 | 0 | %100 |
| 69 | M57A | X | 4.009 | 4.009 | 0 | %100 |
| 70 | M57A | Z | -2.315 | -2.315 | 0 | %100 |
| 71 | M58 | X | 2.725 | 2.725 | 0 | %100 |
| 72 | M58 | Z | -1.573 | -1.573 | 0 | %100 |
| 73 | M59 | X | 4.009 | 4.009 | 0 | %100 |
| 74 | M59 | Z | -2.315 | -2.315 | 0 | %100 |

Member Distributed Loads (BLC 56 : Structure Wi (90 Deg))

| | Member Label | Direction | Start Magnitude[lb/ft.... | End Magnitude[lb/ft.F... | Start Location[ft.%,] | End Location[ft.%,] |
|----|--------------|-----------|---------------------------|--------------------------|-----------------------|---------------------|
| 1 | MP1A | X | 4.045 | 4.045 | 0 | %100 |
| 2 | MP1A | Z | 0 | 0 | 0 | %100 |
| 3 | M7 | X | 0 | 0 | 0 | %100 |
| 4 | M7 | Z | 0 | 0 | 0 | %100 |
| 5 | M17 | X | 5.201 | 5.201 | 0 | %100 |
| 6 | M17 | Z | 0 | 0 | 0 | %100 |
| 7 | M48 | X | 2.961 | 2.961 | 0 | %100 |
| 8 | M48 | Z | 0 | 0 | 0 | %100 |
| 9 | M49 | X | 2.961 | 2.961 | 0 | %100 |
| 10 | M49 | Z | 0 | 0 | 0 | %100 |
| 11 | M50 | X | 2.961 | 2.961 | 0 | %100 |
| 12 | M50 | Z | 0 | 0 | 0 | %100 |
| 13 | M51 | X | 2.961 | 2.961 | 0 | %100 |
| 14 | M51 | Z | 0 | 0 | 0 | %100 |
| 15 | M12 | X | 3.978 | 3.978 | 0 | %100 |
| 16 | M12 | Z | 0 | 0 | 0 | %100 |
| 17 | M13 | X | 3.978 | 3.978 | 0 | %100 |
| 18 | M13 | Z | 0 | 0 | 0 | %100 |
| 19 | M21 | X | .74 | .74 | 0 | %100 |
| 20 | M21 | Z | 0 | 0 | 0 | %100 |
| 21 | M22 | X | .74 | .74 | 0 | %100 |
| 22 | M22 | Z | 0 | 0 | 0 | %100 |
| 23 | M25 | X | .74 | .74 | 0 | %100 |
| 24 | M25 | Z | 0 | 0 | 0 | %100 |
| 25 | M26 | X | .74 | .74 | 0 | %100 |
| 26 | M26 | Z | 0 | 0 | 0 | %100 |
| 27 | M26A | X | 1.3 | 1.3 | 0 | %100 |
| 28 | M26A | Z | 0 | 0 | 0 | %100 |
| 29 | M27A | X | 1.3 | 1.3 | 0 | %100 |
| 30 | M27A | Z | 0 | 0 | 0 | %100 |



Company :
 Designer :
 Job Number :
 Model Name :

July 2, 2023
 4:09 PM
 Checked By: _____

Member Distributed Loads (BLC 56 : Structure Wi (90 Deg)) (Continued)

| | Member Label | Direction | Start Magnitude[lb/ft,... | End Magnitude[lb/ft,F... | Start Location[ft, %] | End Location[ft, %] |
|----|--------------|-----------|---------------------------|--------------------------|-----------------------|---------------------|
| 31 | MP2A | X | 4.045 | 4.045 | 0 | %100 |
| 32 | MP2A | Z | 0 | 0 | 0 | %100 |
| 33 | MP3A | X | 4.045 | 4.045 | 0 | %100 |
| 34 | MP3A | Z | 0 | 0 | 0 | %100 |
| 35 | MP4A | X | 4.045 | 4.045 | 0 | %100 |
| 36 | MP4A | Z | 0 | 0 | 0 | %100 |
| 37 | MP5A | X | 4.045 | 4.045 | 0 | %100 |
| 38 | MP5A | Z | 0 | 0 | 0 | %100 |
| 39 | M32A | X | .74 | .74 | 0 | %100 |
| 40 | M32A | Z | 0 | 0 | 0 | %100 |
| 41 | M33A | X | .74 | .74 | 0 | %100 |
| 42 | M33A | Z | 0 | 0 | 0 | %100 |
| 43 | M34A | X | .74 | .74 | 0 | %100 |
| 44 | M34A | Z | 0 | 0 | 0 | %100 |
| 45 | M35A | X | .74 | .74 | 0 | %100 |
| 46 | M35A | Z | 0 | 0 | 0 | %100 |
| 47 | MP1C | X | 4.045 | 4.045 | 0 | %100 |
| 48 | MP1C | Z | 0 | 0 | 0 | %100 |
| 49 | MP2C | X | 4.045 | 4.045 | 0 | %100 |
| 50 | MP2C | Z | 0 | 0 | 0 | %100 |
| 51 | MP3C | X | 4.045 | 4.045 | 0 | %100 |
| 52 | MP3C | Z | 0 | 0 | 0 | %100 |
| 53 | MP4C | X | 4.045 | 4.045 | 0 | %100 |
| 54 | MP4C | Z | 0 | 0 | 0 | %100 |
| 55 | MP5C | X | 4.045 | 4.045 | 0 | %100 |
| 56 | MP5C | Z | 0 | 0 | 0 | %100 |
| 57 | MP1B | X | 4.045 | 4.045 | 0 | %100 |
| 58 | MP1B | Z | 0 | 0 | 0 | %100 |
| 59 | MP2B | X | 4.045 | 4.045 | 0 | %100 |
| 60 | MP2B | Z | 0 | 0 | 0 | %100 |
| 61 | MP3B | X | 4.045 | 4.045 | 0 | %100 |
| 62 | MP3B | Z | 0 | 0 | 0 | %100 |
| 63 | MP4B | X | 4.045 | 4.045 | 0 | %100 |
| 64 | MP4B | Z | 0 | 0 | 0 | %100 |
| 65 | MP5B | X | 4.045 | 4.045 | 0 | %100 |
| 66 | MP5B | Z | 0 | 0 | 0 | %100 |
| 67 | M57 | X | 4.045 | 4.045 | 0 | %100 |
| 68 | M57 | Z | 0 | 0 | 0 | %100 |
| 69 | M57A | X | 5.124 | 5.124 | 0 | %100 |
| 70 | M57A | Z | 0 | 0 | 0 | %100 |
| 71 | M58 | X | 3.641 | 3.641 | 0 | %100 |
| 72 | M58 | Z | 0 | 0 | 0 | %100 |
| 73 | M59 | X | 3.641 | 3.641 | 0 | %100 |
| 74 | M59 | Z | 0 | 0 | 0 | %100 |

Member Distributed Loads (BLC 57 : Structure Wi (120 Deg))

| | Member Label | Direction | Start Magnitude[lb/ft,... | End Magnitude[lb/ft,F... | Start Location[ft, %] | End Location[ft, %] |
|---|--------------|-----------|---------------------------|--------------------------|-----------------------|---------------------|
| 1 | MP1A | X | 3.503 | 3.503 | 0 | %100 |
| 2 | MP1A | Z | 2.023 | 2.023 | 0 | %100 |
| 3 | M7 | X | 1.148 | 1.148 | 0 | %100 |
| 4 | M7 | Z | .663 | .663 | 0 | %100 |
| 5 | M17 | X | 3.378 | 3.378 | 0 | %100 |
| 6 | M17 | Z | 1.95 | 1.95 | 0 | %100 |
| 7 | M48 | X | 1.923 | 1.923 | 0 | %100 |
| 8 | M48 | Z | 1.11 | 1.11 | 0 | %100 |
| 9 | M49 | X | 1.923 | 1.923 | 0 | %100 |



Company :
 Designer :
 Job Number :
 Model Name :

July 2, 2023
 4:09 PM
 Checked By: _____

Member Distributed Loads (BLC 57 : Structure Wi (120 Deg)) (Continued)

| Member Label | Direction | Start Magnitude[lb/ft,... | End Magnitude[lb/ft,F... | Start Location[ft, %] | End Location[ft, %] |
|--------------|-----------|---------------------------|--------------------------|-----------------------|---------------------|
| 10 | M49 | Z | 1.11 | 1.11 | 0 %100 |
| 11 | M50 | X | 1.923 | 1.923 | 0 %100 |
| 12 | M50 | Z | 1.11 | 1.11 | 0 %100 |
| 13 | M51 | X | 1.923 | 1.923 | 0 %100 |
| 14 | M51 | Z | 1.11 | 1.11 | 0 %100 |
| 15 | M12 | X | 1.148 | 1.148 | 0 %100 |
| 16 | M12 | Z | .663 | .663 | 0 %100 |
| 17 | M13 | X | 4.593 | 4.593 | 0 %100 |
| 18 | M13 | Z | 2.652 | 2.652 | 0 %100 |
| 19 | M21 | X | 1.923 | 1.923 | 0 %100 |
| 20 | M21 | Z | 1.11 | 1.11 | 0 %100 |
| 21 | M22 | X | 1.923 | 1.923 | 0 %100 |
| 22 | M22 | Z | 1.11 | 1.11 | 0 %100 |
| 23 | M25 | X | 0 | 0 | 0 %100 |
| 24 | M25 | Z | 0 | 0 | 0 %100 |
| 25 | M26 | X | 0 | 0 | 0 %100 |
| 26 | M26 | Z | 0 | 0 | 0 %100 |
| 27 | M26A | X | 3.378 | 3.378 | 0 %100 |
| 28 | M26A | Z | 1.95 | 1.95 | 0 %100 |
| 29 | M27A | X | 0 | 0 | 0 %100 |
| 30 | M27A | Z | 0 | 0 | 0 %100 |
| 31 | MP2A | X | 3.503 | 3.503 | 0 %100 |
| 32 | MP2A | Z | 2.023 | 2.023 | 0 %100 |
| 33 | MP3A | X | 3.503 | 3.503 | 0 %100 |
| 34 | MP3A | Z | 2.023 | 2.023 | 0 %100 |
| 35 | MP4A | X | 3.503 | 3.503 | 0 %100 |
| 36 | MP4A | Z | 2.023 | 2.023 | 0 %100 |
| 37 | MP5A | X | 3.503 | 3.503 | 0 %100 |
| 38 | MP5A | Z | 2.023 | 2.023 | 0 %100 |
| 39 | M32A | X | 1.923 | 1.923 | 0 %100 |
| 40 | M32A | Z | 1.11 | 1.11 | 0 %100 |
| 41 | M33A | X | 1.923 | 1.923 | 0 %100 |
| 42 | M33A | Z | 1.11 | 1.11 | 0 %100 |
| 43 | M34A | X | 0 | 0 | 0 %100 |
| 44 | M34A | Z | 0 | 0 | 0 %100 |
| 45 | M35A | X | 0 | 0 | 0 %100 |
| 46 | M35A | Z | 0 | 0 | 0 %100 |
| 47 | MP1C | X | 3.503 | 3.503 | 0 %100 |
| 48 | MP1C | Z | 2.023 | 2.023 | 0 %100 |
| 49 | MP2C | X | 3.503 | 3.503 | 0 %100 |
| 50 | MP2C | Z | 2.023 | 2.023 | 0 %100 |
| 51 | MP3C | X | 3.503 | 3.503 | 0 %100 |
| 52 | MP3C | Z | 2.023 | 2.023 | 0 %100 |
| 53 | MP4C | X | 3.503 | 3.503 | 0 %100 |
| 54 | MP4C | Z | 2.023 | 2.023 | 0 %100 |
| 55 | MP5C | X | 3.503 | 3.503 | 0 %100 |
| 56 | MP5C | Z | 2.023 | 2.023 | 0 %100 |
| 57 | MP1B | X | 3.503 | 3.503 | 0 %100 |
| 58 | MP1B | Z | 2.023 | 2.023 | 0 %100 |
| 59 | MP2B | X | 3.503 | 3.503 | 0 %100 |
| 60 | MP2B | Z | 2.023 | 2.023 | 0 %100 |
| 61 | MP3B | X | 3.503 | 3.503 | 0 %100 |
| 62 | MP3B | Z | 2.023 | 2.023 | 0 %100 |
| 63 | MP4B | X | 3.503 | 3.503 | 0 %100 |
| 64 | MP4B | Z | 2.023 | 2.023 | 0 %100 |
| 65 | MP5B | X | 3.503 | 3.503 | 0 %100 |
| 66 | MP5B | Z | 2.023 | 2.023 | 0 %100 |



Company :
 Designer :
 Job Number :
 Model Name :

July 2, 2023
 4:09 PM
 Checked By: _____

Member Distributed Loads (BLC 57 : Structure Wi (120 Deg)) (Continued)

| | Member Label | Direction | Start Magnitude[lb/ft.... | End Magnitude[lb/ft.F... | Start Location[ft.%,] | End Location[ft.%,] |
|----|--------------|-----------|---------------------------|--------------------------|-----------------------|---------------------|
| 67 | M57 | X | 3.503 | 3.503 | 0 | %100 |
| 68 | M57 | Z | 2.023 | 2.023 | 0 | %100 |
| 69 | M57A | X | 4.009 | 4.009 | 0 | %100 |
| 70 | M57A | Z | 2.315 | 2.315 | 0 | %100 |
| 71 | M58 | X | 4.009 | 4.009 | 0 | %100 |
| 72 | M58 | Z | 2.315 | 2.315 | 0 | %100 |
| 73 | M59 | X | 2.725 | 2.725 | 0 | %100 |
| 74 | M59 | Z | 1.573 | 1.573 | 0 | %100 |

Member Distributed Loads (BLC 58 : Structure Wi (150 Deg))

| | Member Label | Direction | Start Magnitude[lb/ft.... | End Magnitude[lb/ft.F... | Start Location[ft.%,] | End Location[ft.%,] |
|----|--------------|-----------|---------------------------|--------------------------|-----------------------|---------------------|
| 1 | MP1A | X | 2.023 | 2.023 | 0 | %100 |
| 2 | MP1A | Z | 3.503 | 3.503 | 0 | %100 |
| 3 | M7 | X | 1.989 | 1.989 | 0 | %100 |
| 4 | M7 | Z | 3.445 | 3.445 | 0 | %100 |
| 5 | M17 | X | .65 | .65 | 0 | %100 |
| 6 | M17 | Z | 1.126 | 1.126 | 0 | %100 |
| 7 | M48 | X | .37 | .37 | 0 | %100 |
| 8 | M48 | Z | .641 | .641 | 0 | %100 |
| 9 | M49 | X | .37 | .37 | 0 | %100 |
| 10 | M49 | Z | .641 | .641 | 0 | %100 |
| 11 | M50 | X | .37 | .37 | 0 | %100 |
| 12 | M50 | Z | .641 | .641 | 0 | %100 |
| 13 | M51 | X | .37 | .37 | 0 | %100 |
| 14 | M51 | Z | .641 | .641 | 0 | %100 |
| 15 | M12 | X | 0 | 0 | 0 | %100 |
| 16 | M12 | Z | 0 | 0 | 0 | %100 |
| 17 | M13 | X | 1.989 | 1.989 | 0 | %100 |
| 18 | M13 | Z | 3.445 | 3.445 | 0 | %100 |
| 19 | M21 | X | 1.48 | 1.48 | 0 | %100 |
| 20 | M21 | Z | 2.564 | 2.564 | 0 | %100 |
| 21 | M22 | X | 1.48 | 1.48 | 0 | %100 |
| 22 | M22 | Z | 2.564 | 2.564 | 0 | %100 |
| 23 | M25 | X | .37 | .37 | 0 | %100 |
| 24 | M25 | Z | .641 | .641 | 0 | %100 |
| 25 | M26 | X | .37 | .37 | 0 | %100 |
| 26 | M26 | Z | .641 | .641 | 0 | %100 |
| 27 | M26A | X | 2.601 | 2.601 | 0 | %100 |
| 28 | M26A | Z | 4.504 | 4.504 | 0 | %100 |
| 29 | M27A | X | .65 | .65 | 0 | %100 |
| 30 | M27A | Z | 1.126 | 1.126 | 0 | %100 |
| 31 | MP2A | X | 2.023 | 2.023 | 0 | %100 |
| 32 | MP2A | Z | 3.503 | 3.503 | 0 | %100 |
| 33 | MP3A | X | 2.023 | 2.023 | 0 | %100 |
| 34 | MP3A | Z | 3.503 | 3.503 | 0 | %100 |
| 35 | MP4A | X | 2.023 | 2.023 | 0 | %100 |
| 36 | MP4A | Z | 3.503 | 3.503 | 0 | %100 |
| 37 | MP5A | X | 2.023 | 2.023 | 0 | %100 |
| 38 | MP5A | Z | 3.503 | 3.503 | 0 | %100 |
| 39 | M32A | X | 1.48 | 1.48 | 0 | %100 |
| 40 | M32A | Z | 2.564 | 2.564 | 0 | %100 |
| 41 | M33A | X | 1.48 | 1.48 | 0 | %100 |
| 42 | M33A | Z | 2.564 | 2.564 | 0 | %100 |
| 43 | M34A | X | .37 | .37 | 0 | %100 |
| 44 | M34A | Z | .641 | .641 | 0 | %100 |
| 45 | M35A | X | .37 | .37 | 0 | %100 |



Company :
 Designer :
 Job Number :
 Model Name :

July 2, 2023
 4:09 PM
 Checked By: _____

Member Distributed Loads (BLC 58 : Structure Wi (150 Deg)) (Continued)

| | Member Label | Direction | Start Magnitude[lb/ft.... | End Magnitude[lb/ft.F... | Start Location[ft.%] | End Location[ft.%] |
|----|--------------|-----------|---------------------------|--------------------------|----------------------|--------------------|
| 46 | M35A | Z | .641 | .641 | 0 | %100 |
| 47 | MP1C | X | 2.023 | 2.023 | 0 | %100 |
| 48 | MP1C | Z | 3.503 | 3.503 | 0 | %100 |
| 49 | MP2C | X | 2.023 | 2.023 | 0 | %100 |
| 50 | MP2C | Z | 3.503 | 3.503 | 0 | %100 |
| 51 | MP3C | X | 2.023 | 2.023 | 0 | %100 |
| 52 | MP3C | Z | 3.503 | 3.503 | 0 | %100 |
| 53 | MP4C | X | 2.023 | 2.023 | 0 | %100 |
| 54 | MP4C | Z | 3.503 | 3.503 | 0 | %100 |
| 55 | MP5C | X | 2.023 | 2.023 | 0 | %100 |
| 56 | MP5C | Z | 3.503 | 3.503 | 0 | %100 |
| 57 | MP1B | X | 2.023 | 2.023 | 0 | %100 |
| 58 | MP1B | Z | 3.503 | 3.503 | 0 | %100 |
| 59 | MP2B | X | 2.023 | 2.023 | 0 | %100 |
| 60 | MP2B | Z | 3.503 | 3.503 | 0 | %100 |
| 61 | MP3B | X | 2.023 | 2.023 | 0 | %100 |
| 62 | MP3B | Z | 3.503 | 3.503 | 0 | %100 |
| 63 | MP4B | X | 2.023 | 2.023 | 0 | %100 |
| 64 | MP4B | Z | 3.503 | 3.503 | 0 | %100 |
| 65 | MP5B | X | 2.023 | 2.023 | 0 | %100 |
| 66 | MP5B | Z | 3.503 | 3.503 | 0 | %100 |
| 67 | M57 | X | 2.023 | 2.023 | 0 | %100 |
| 68 | M57 | Z | 3.503 | 3.503 | 0 | %100 |
| 69 | M57A | X | 1.82 | 1.82 | 0 | %100 |
| 70 | M57A | Z | 3.153 | 3.153 | 0 | %100 |
| 71 | M58 | X | 2.562 | 2.562 | 0 | %100 |
| 72 | M58 | Z | 4.437 | 4.437 | 0 | %100 |
| 73 | M59 | X | 1.82 | 1.82 | 0 | %100 |
| 74 | M59 | Z | 3.153 | 3.153 | 0 | %100 |

Member Distributed Loads (BLC 59 : Structure Wi (180 Deg))

| | Member Label | Direction | Start Magnitude[lb/ft.... | End Magnitude[lb/ft.F... | Start Location[ft.%] | End Location[ft.%] |
|----|--------------|-----------|---------------------------|--------------------------|----------------------|--------------------|
| 1 | MP1A | X | 0 | 0 | 0 | %100 |
| 2 | MP1A | Z | 4.045 | 4.045 | 0 | %100 |
| 3 | M7 | X | 0 | 0 | 0 | %100 |
| 4 | M7 | Z | 5.304 | 5.304 | 0 | %100 |
| 5 | M17 | X | 0 | 0 | 0 | %100 |
| 6 | M17 | Z | 0 | 0 | 0 | %100 |
| 7 | M48 | X | 0 | 0 | 0 | %100 |
| 8 | M48 | Z | 0 | 0 | 0 | %100 |
| 9 | M49 | X | 0 | 0 | 0 | %100 |
| 10 | M49 | Z | 0 | 0 | 0 | %100 |
| 11 | M50 | X | 0 | 0 | 0 | %100 |
| 12 | M50 | Z | 0 | 0 | 0 | %100 |
| 13 | M51 | X | 0 | 0 | 0 | %100 |
| 14 | M51 | Z | 0 | 0 | 0 | %100 |
| 15 | M12 | X | 0 | 0 | 0 | %100 |
| 16 | M12 | Z | 1.326 | 1.326 | 0 | %100 |
| 17 | M13 | X | 0 | 0 | 0 | %100 |
| 18 | M13 | Z | 1.326 | 1.326 | 0 | %100 |
| 19 | M21 | X | 0 | 0 | 0 | %100 |
| 20 | M21 | Z | 2.221 | 2.221 | 0 | %100 |
| 21 | M22 | X | 0 | 0 | 0 | %100 |
| 22 | M22 | Z | 2.221 | 2.221 | 0 | %100 |
| 23 | M25 | X | 0 | 0 | 0 | %100 |
| 24 | M25 | Z | 2.221 | 2.221 | 0 | %100 |



Company :
 Designer :
 Job Number :
 Model Name :

July 2, 2023
 4:09 PM
 Checked By: _____

Member Distributed Loads (BLC 59 : Structure Wi (180 Deg)) (Continued)

| | Member Label | Direction | Start Magnitude[lb/ft.... | End Magnitude[lb/ft.F... | Start Location[ft.%,] | End Location[ft.%,] |
|----|--------------|-----------|---------------------------|--------------------------|-----------------------|---------------------|
| 25 | M26 | X | 0 | 0 | 0 | %100 |
| 26 | M26 | Z | 2.221 | 2.221 | 0 | %100 |
| 27 | M26A | X | 0 | 0 | 0 | %100 |
| 28 | M26A | Z | 3.901 | 3.901 | 0 | %100 |
| 29 | M27A | X | 0 | 0 | 0 | %100 |
| 30 | M27A | Z | 3.901 | 3.901 | 0 | %100 |
| 31 | MP2A | X | 0 | 0 | 0 | %100 |
| 32 | MP2A | Z | 4.045 | 4.045 | 0 | %100 |
| 33 | MP3A | X | 0 | 0 | 0 | %100 |
| 34 | MP3A | Z | 4.045 | 4.045 | 0 | %100 |
| 35 | MP4A | X | 0 | 0 | 0 | %100 |
| 36 | MP4A | Z | 4.045 | 4.045 | 0 | %100 |
| 37 | MP5A | X | 0 | 0 | 0 | %100 |
| 38 | MP5A | Z | 4.045 | 4.045 | 0 | %100 |
| 39 | M32A | X | 0 | 0 | 0 | %100 |
| 40 | M32A | Z | 2.221 | 2.221 | 0 | %100 |
| 41 | M33A | X | 0 | 0 | 0 | %100 |
| 42 | M33A | Z | 2.221 | 2.221 | 0 | %100 |
| 43 | M34A | X | 0 | 0 | 0 | %100 |
| 44 | M34A | Z | 2.221 | 2.221 | 0 | %100 |
| 45 | M35A | X | 0 | 0 | 0 | %100 |
| 46 | M35A | Z | 2.221 | 2.221 | 0 | %100 |
| 47 | MP1C | X | 0 | 0 | 0 | %100 |
| 48 | MP1C | Z | 4.045 | 4.045 | 0 | %100 |
| 49 | MP2C | X | 0 | 0 | 0 | %100 |
| 50 | MP2C | Z | 4.045 | 4.045 | 0 | %100 |
| 51 | MP3C | X | 0 | 0 | 0 | %100 |
| 52 | MP3C | Z | 4.045 | 4.045 | 0 | %100 |
| 53 | MP4C | X | 0 | 0 | 0 | %100 |
| 54 | MP4C | Z | 4.045 | 4.045 | 0 | %100 |
| 55 | MP5C | X | 0 | 0 | 0 | %100 |
| 56 | MP5C | Z | 4.045 | 4.045 | 0 | %100 |
| 57 | MP1B | X | 0 | 0 | 0 | %100 |
| 58 | MP1B | Z | 4.045 | 4.045 | 0 | %100 |
| 59 | MP2B | X | 0 | 0 | 0 | %100 |
| 60 | MP2B | Z | 4.045 | 4.045 | 0 | %100 |
| 61 | MP3B | X | 0 | 0 | 0 | %100 |
| 62 | MP3B | Z | 4.045 | 4.045 | 0 | %100 |
| 63 | MP4B | X | 0 | 0 | 0 | %100 |
| 64 | MP4B | Z | 4.045 | 4.045 | 0 | %100 |
| 65 | MP5B | X | 0 | 0 | 0 | %100 |
| 66 | MP5B | Z | 4.045 | 4.045 | 0 | %100 |
| 67 | M57 | X | 0 | 0 | 0 | %100 |
| 68 | M57 | Z | 4.045 | 4.045 | 0 | %100 |
| 69 | M57A | X | 0 | 0 | 0 | %100 |
| 70 | M57A | Z | 3.146 | 3.146 | 0 | %100 |
| 71 | M58 | X | 0 | 0 | 0 | %100 |
| 72 | M58 | Z | 4.629 | 4.629 | 0 | %100 |
| 73 | M59 | X | 0 | 0 | 0 | %100 |
| 74 | M59 | Z | 4.629 | 4.629 | 0 | %100 |

Member Distributed Loads (BLC 60 : Structure Wi (210 Deg))

| | Member Label | Direction | Start Magnitude[lb/ft.... | End Magnitude[lb/ft.F... | Start Location[ft.%,] | End Location[ft.%,] |
|---|--------------|-----------|---------------------------|--------------------------|-----------------------|---------------------|
| 1 | MP1A | X | -2.023 | -2.023 | 0 | %100 |
| 2 | MP1A | Z | 3.503 | 3.503 | 0 | %100 |
| 3 | M7 | X | -1.989 | -1.989 | 0 | %100 |



Company :
 Designer :
 Job Number :
 Model Name :

July 2, 2023
 4:09 PM
 Checked By: _____

Member Distributed Loads (BLC 60 : Structure Wi (210 Deg)) (Continued)

| Member Label | Direction | Start Magnitude[lb/ft,... | End Magnitude[lb/ft,F... | Start Location[ft, %] | End Location[ft, %] |
|--------------|-----------|---------------------------|--------------------------|-----------------------|---------------------|
| 4 | M7 | Z | 3.445 | 3.445 | 0 %100 |
| 5 | M17 | X | -.65 | -.65 | 0 %100 |
| 6 | M17 | Z | 1.126 | 1.126 | 0 %100 |
| 7 | M48 | X | -.37 | -.37 | 0 %100 |
| 8 | M48 | Z | .641 | .641 | 0 %100 |
| 9 | M49 | X | -.37 | -.37 | 0 %100 |
| 10 | M49 | Z | .641 | .641 | 0 %100 |
| 11 | M50 | X | -.37 | -.37 | 0 %100 |
| 12 | M50 | Z | .641 | .641 | 0 %100 |
| 13 | M51 | X | -.37 | -.37 | 0 %100 |
| 14 | M51 | Z | .641 | .641 | 0 %100 |
| 15 | M12 | X | -1.989 | -1.989 | 0 %100 |
| 16 | M12 | Z | 3.445 | 3.445 | 0 %100 |
| 17 | M13 | X | 0 | 0 | 0 %100 |
| 18 | M13 | Z | 0 | 0 | 0 %100 |
| 19 | M21 | X | -.37 | -.37 | 0 %100 |
| 20 | M21 | Z | .641 | .641 | 0 %100 |
| 21 | M22 | X | -.37 | -.37 | 0 %100 |
| 22 | M22 | Z | .641 | .641 | 0 %100 |
| 23 | M25 | X | -1.48 | -1.48 | 0 %100 |
| 24 | M25 | Z | 2.564 | 2.564 | 0 %100 |
| 25 | M26 | X | -1.48 | -1.48 | 0 %100 |
| 26 | M26 | Z | 2.564 | 2.564 | 0 %100 |
| 27 | M26A | X | -.65 | -.65 | 0 %100 |
| 28 | M26A | Z | 1.126 | 1.126 | 0 %100 |
| 29 | M27A | X | -2.601 | -2.601 | 0 %100 |
| 30 | M27A | Z | 4.504 | 4.504 | 0 %100 |
| 31 | MP2A | X | -2.023 | -2.023 | 0 %100 |
| 32 | MP2A | Z | 3.503 | 3.503 | 0 %100 |
| 33 | MP3A | X | -2.023 | -2.023 | 0 %100 |
| 34 | MP3A | Z | 3.503 | 3.503 | 0 %100 |
| 35 | MP4A | X | -2.023 | -2.023 | 0 %100 |
| 36 | MP4A | Z | 3.503 | 3.503 | 0 %100 |
| 37 | MP5A | X | -2.023 | -2.023 | 0 %100 |
| 38 | MP5A | Z | 3.503 | 3.503 | 0 %100 |
| 39 | M32A | X | -.37 | -.37 | 0 %100 |
| 40 | M32A | Z | .641 | .641 | 0 %100 |
| 41 | M33A | X | -.37 | -.37 | 0 %100 |
| 42 | M33A | Z | .641 | .641 | 0 %100 |
| 43 | M34A | X | -1.48 | -1.48 | 0 %100 |
| 44 | M34A | Z | 2.564 | 2.564 | 0 %100 |
| 45 | M35A | X | -1.48 | -1.48 | 0 %100 |
| 46 | M35A | Z | 2.564 | 2.564 | 0 %100 |
| 47 | MP1C | X | -2.023 | -2.023 | 0 %100 |
| 48 | MP1C | Z | 3.503 | 3.503 | 0 %100 |
| 49 | MP2C | X | -2.023 | -2.023 | 0 %100 |
| 50 | MP2C | Z | 3.503 | 3.503 | 0 %100 |
| 51 | MP3C | X | -2.023 | -2.023 | 0 %100 |
| 52 | MP3C | Z | 3.503 | 3.503 | 0 %100 |
| 53 | MP4C | X | -2.023 | -2.023 | 0 %100 |
| 54 | MP4C | Z | 3.503 | 3.503 | 0 %100 |
| 55 | MP5C | X | -2.023 | -2.023 | 0 %100 |
| 56 | MP5C | Z | 3.503 | 3.503 | 0 %100 |
| 57 | MP1B | X | -2.023 | -2.023 | 0 %100 |
| 58 | MP1B | Z | 3.503 | 3.503 | 0 %100 |
| 59 | MP2B | X | -2.023 | -2.023 | 0 %100 |
| 60 | MP2B | Z | 3.503 | 3.503 | 0 %100 |



Company :
 Designer :
 Job Number :
 Model Name :

July 2, 2023
 4:09 PM
 Checked By: _____

Member Distributed Loads (BLC 60 : Structure Wi (210 Deg)) (Continued)

| | Member Label | Direction | Start Magnitude[lb/ft.... | End Magnitude[lb/ft.F... | Start Location[ft.%,] | End Location[ft.%,] |
|----|--------------|-----------|---------------------------|--------------------------|-----------------------|---------------------|
| 61 | MP3B | X | -2.023 | -2.023 | 0 | %100 |
| 62 | MP3B | Z | 3.503 | 3.503 | 0 | %100 |
| 63 | MP4B | X | -2.023 | -2.023 | 0 | %100 |
| 64 | MP4B | Z | 3.503 | 3.503 | 0 | %100 |
| 65 | MP5B | X | -2.023 | -2.023 | 0 | %100 |
| 66 | MP5B | Z | 3.503 | 3.503 | 0 | %100 |
| 67 | M57 | X | -2.023 | -2.023 | 0 | %100 |
| 68 | M57 | Z | 3.503 | 3.503 | 0 | %100 |
| 69 | M57A | X | -1.82 | -1.82 | 0 | %100 |
| 70 | M57A | Z | 3.153 | 3.153 | 0 | %100 |
| 71 | M58 | X | -1.82 | -1.82 | 0 | %100 |
| 72 | M58 | Z | 3.153 | 3.153 | 0 | %100 |
| 73 | M59 | X | -2.562 | -2.562 | 0 | %100 |
| 74 | M59 | Z | 4.437 | 4.437 | 0 | %100 |

Member Distributed Loads (BLC 61 : Structure Wi (240 Deg))

| | Member Label | Direction | Start Magnitude[lb/ft.... | End Magnitude[lb/ft.F... | Start Location[ft.%,] | End Location[ft.%,] |
|----|--------------|-----------|---------------------------|--------------------------|-----------------------|---------------------|
| 1 | MP1A | X | -3.503 | -3.503 | 0 | %100 |
| 2 | MP1A | Z | 2.023 | 2.023 | 0 | %100 |
| 3 | M7 | X | -1.148 | -1.148 | 0 | %100 |
| 4 | M7 | Z | .663 | .663 | 0 | %100 |
| 5 | M17 | X | -3.378 | -3.378 | 0 | %100 |
| 6 | M17 | Z | 1.95 | 1.95 | 0 | %100 |
| 7 | M48 | X | -1.923 | -1.923 | 0 | %100 |
| 8 | M48 | Z | 1.11 | 1.11 | 0 | %100 |
| 9 | M49 | X | -1.923 | -1.923 | 0 | %100 |
| 10 | M49 | Z | 1.11 | 1.11 | 0 | %100 |
| 11 | M50 | X | -1.923 | -1.923 | 0 | %100 |
| 12 | M50 | Z | 1.11 | 1.11 | 0 | %100 |
| 13 | M51 | X | -1.923 | -1.923 | 0 | %100 |
| 14 | M51 | Z | 1.11 | 1.11 | 0 | %100 |
| 15 | M12 | X | -4.593 | -4.593 | 0 | %100 |
| 16 | M12 | Z | 2.652 | 2.652 | 0 | %100 |
| 17 | M13 | X | -1.148 | -1.148 | 0 | %100 |
| 18 | M13 | Z | .663 | .663 | 0 | %100 |
| 19 | M21 | X | 0 | 0 | 0 | %100 |
| 20 | M21 | Z | 0 | 0 | 0 | %100 |
| 21 | M22 | X | 0 | 0 | 0 | %100 |
| 22 | M22 | Z | 0 | 0 | 0 | %100 |
| 23 | M25 | X | -1.923 | -1.923 | 0 | %100 |
| 24 | M25 | Z | 1.11 | 1.11 | 0 | %100 |
| 25 | M26 | X | -1.923 | -1.923 | 0 | %100 |
| 26 | M26 | Z | 1.11 | 1.11 | 0 | %100 |
| 27 | M26A | X | 0 | 0 | 0 | %100 |
| 28 | M26A | Z | 0 | 0 | 0 | %100 |
| 29 | M27A | X | -3.378 | -3.378 | 0 | %100 |
| 30 | M27A | Z | 1.95 | 1.95 | 0 | %100 |
| 31 | MP2A | X | -3.503 | -3.503 | 0 | %100 |
| 32 | MP2A | Z | 2.023 | 2.023 | 0 | %100 |
| 33 | MP3A | X | -3.503 | -3.503 | 0 | %100 |
| 34 | MP3A | Z | 2.023 | 2.023 | 0 | %100 |
| 35 | MP4A | X | -3.503 | -3.503 | 0 | %100 |
| 36 | MP4A | Z | 2.023 | 2.023 | 0 | %100 |
| 37 | MP5A | X | -3.503 | -3.503 | 0 | %100 |
| 38 | MP5A | Z | 2.023 | 2.023 | 0 | %100 |
| 39 | M32A | X | 0 | 0 | 0 | %100 |



Company :
 Designer :
 Job Number :
 Model Name :

July 2, 2023
 4:09 PM
 Checked By: _____

Member Distributed Loads (BLC 61 : Structure Wi (240 Deg)) (Continued)

| Member Label | Direction | Start Magnitude[lb/ft.... | End Magnitude[lb/ft.F... | Start Location[ft.%,] | End Location[ft.%,] | |
|--------------|-----------|---------------------------|--------------------------|-----------------------|---------------------|------|
| 40 | M32A | Z | 0 | 0 | 0 | %100 |
| 41 | M33A | X | 0 | 0 | 0 | %100 |
| 42 | M33A | Z | 0 | 0 | 0 | %100 |
| 43 | M34A | X | -1.923 | -1.923 | 0 | %100 |
| 44 | M34A | Z | 1.11 | 1.11 | 0 | %100 |
| 45 | M35A | X | -1.923 | -1.923 | 0 | %100 |
| 46 | M35A | Z | 1.11 | 1.11 | 0 | %100 |
| 47 | MP1C | X | -3.503 | -3.503 | 0 | %100 |
| 48 | MP1C | Z | 2.023 | 2.023 | 0 | %100 |
| 49 | MP2C | X | -3.503 | -3.503 | 0 | %100 |
| 50 | MP2C | Z | 2.023 | 2.023 | 0 | %100 |
| 51 | MP3C | X | -3.503 | -3.503 | 0 | %100 |
| 52 | MP3C | Z | 2.023 | 2.023 | 0 | %100 |
| 53 | MP4C | X | -3.503 | -3.503 | 0 | %100 |
| 54 | MP4C | Z | 2.023 | 2.023 | 0 | %100 |
| 55 | MP5C | X | -3.503 | -3.503 | 0 | %100 |
| 56 | MP5C | Z | 2.023 | 2.023 | 0 | %100 |
| 57 | MP1B | X | -3.503 | -3.503 | 0 | %100 |
| 58 | MP1B | Z | 2.023 | 2.023 | 0 | %100 |
| 59 | MP2B | X | -3.503 | -3.503 | 0 | %100 |
| 60 | MP2B | Z | 2.023 | 2.023 | 0 | %100 |
| 61 | MP3B | X | -3.503 | -3.503 | 0 | %100 |
| 62 | MP3B | Z | 2.023 | 2.023 | 0 | %100 |
| 63 | MP4B | X | -3.503 | -3.503 | 0 | %100 |
| 64 | MP4B | Z | 2.023 | 2.023 | 0 | %100 |
| 65 | MP5B | X | -3.503 | -3.503 | 0 | %100 |
| 66 | MP5B | Z | 2.023 | 2.023 | 0 | %100 |
| 67 | M57 | X | -3.503 | -3.503 | 0 | %100 |
| 68 | M57 | Z | 2.023 | 2.023 | 0 | %100 |
| 69 | M57A | X | -4.009 | -4.009 | 0 | %100 |
| 70 | M57A | Z | 2.315 | 2.315 | 0 | %100 |
| 71 | M58 | X | -2.725 | -2.725 | 0 | %100 |
| 72 | M58 | Z | 1.573 | 1.573 | 0 | %100 |
| 73 | M59 | X | -4.009 | -4.009 | 0 | %100 |
| 74 | M59 | Z | 2.315 | 2.315 | 0 | %100 |

Member Distributed Loads (BLC 62 : Structure Wi (270 Deg))

| Member Label | Direction | Start Magnitude[lb/ft.... | End Magnitude[lb/ft.F... | Start Location[ft.%,] | End Location[ft.%,] | |
|--------------|-----------|---------------------------|--------------------------|-----------------------|---------------------|------|
| 1 | MP1A | X | -4.045 | -4.045 | 0 | %100 |
| 2 | MP1A | Z | 0 | 0 | 0 | %100 |
| 3 | M7 | X | 0 | 0 | 0 | %100 |
| 4 | M7 | Z | 0 | 0 | 0 | %100 |
| 5 | M17 | X | -5.201 | -5.201 | 0 | %100 |
| 6 | M17 | Z | 0 | 0 | 0 | %100 |
| 7 | M48 | X | -2.961 | -2.961 | 0 | %100 |
| 8 | M48 | Z | 0 | 0 | 0 | %100 |
| 9 | M49 | X | -2.961 | -2.961 | 0 | %100 |
| 10 | M49 | Z | 0 | 0 | 0 | %100 |
| 11 | M50 | X | -2.961 | -2.961 | 0 | %100 |
| 12 | M50 | Z | 0 | 0 | 0 | %100 |
| 13 | M51 | X | -2.961 | -2.961 | 0 | %100 |
| 14 | M51 | Z | 0 | 0 | 0 | %100 |
| 15 | M12 | X | -3.978 | -3.978 | 0 | %100 |
| 16 | M12 | Z | 0 | 0 | 0 | %100 |
| 17 | M13 | X | -3.978 | -3.978 | 0 | %100 |
| 18 | M13 | Z | 0 | 0 | 0 | %100 |

Member Distributed Loads (BLC 62 : Structure Wi (270 Deg)) (Continued)

| | Member Label | Direction | Start Magnitude[lb/ft,... | End Magnitude[lb/ft,F... | Start Location[ft, %] | End Location[ft, %] |
|----|--------------|-----------|---------------------------|--------------------------|-----------------------|---------------------|
| 19 | M21 | X | -0.74 | -0.74 | 0 | %100 |
| 20 | M21 | Z | 0 | 0 | 0 | %100 |
| 21 | M22 | X | -0.74 | -0.74 | 0 | %100 |
| 22 | M22 | Z | 0 | 0 | 0 | %100 |
| 23 | M25 | X | -0.74 | -0.74 | 0 | %100 |
| 24 | M25 | Z | 0 | 0 | 0 | %100 |
| 25 | M26 | X | -0.74 | -0.74 | 0 | %100 |
| 26 | M26 | Z | 0 | 0 | 0 | %100 |
| 27 | M26A | X | -1.3 | -1.3 | 0 | %100 |
| 28 | M26A | Z | 0 | 0 | 0 | %100 |
| 29 | M27A | X | -1.3 | -1.3 | 0 | %100 |
| 30 | M27A | Z | 0 | 0 | 0 | %100 |
| 31 | MP2A | X | -4.045 | -4.045 | 0 | %100 |
| 32 | MP2A | Z | 0 | 0 | 0 | %100 |
| 33 | MP3A | X | -4.045 | -4.045 | 0 | %100 |
| 34 | MP3A | Z | 0 | 0 | 0 | %100 |
| 35 | MP4A | X | -4.045 | -4.045 | 0 | %100 |
| 36 | MP4A | Z | 0 | 0 | 0 | %100 |
| 37 | MP5A | X | -4.045 | -4.045 | 0 | %100 |
| 38 | MP5A | Z | 0 | 0 | 0 | %100 |
| 39 | M32A | X | -0.74 | -0.74 | 0 | %100 |
| 40 | M32A | Z | 0 | 0 | 0 | %100 |
| 41 | M33A | X | -0.74 | -0.74 | 0 | %100 |
| 42 | M33A | Z | 0 | 0 | 0 | %100 |
| 43 | M34A | X | -0.74 | -0.74 | 0 | %100 |
| 44 | M34A | Z | 0 | 0 | 0 | %100 |
| 45 | M35A | X | -0.74 | -0.74 | 0 | %100 |
| 46 | M35A | Z | 0 | 0 | 0 | %100 |
| 47 | MP1C | X | -4.045 | -4.045 | 0 | %100 |
| 48 | MP1C | Z | 0 | 0 | 0 | %100 |
| 49 | MP2C | X | -4.045 | -4.045 | 0 | %100 |
| 50 | MP2C | Z | 0 | 0 | 0 | %100 |
| 51 | MP3C | X | -4.045 | -4.045 | 0 | %100 |
| 52 | MP3C | Z | 0 | 0 | 0 | %100 |
| 53 | MP4C | X | -4.045 | -4.045 | 0 | %100 |
| 54 | MP4C | Z | 0 | 0 | 0 | %100 |
| 55 | MP5C | X | -4.045 | -4.045 | 0 | %100 |
| 56 | MP5C | Z | 0 | 0 | 0 | %100 |
| 57 | MP1B | X | -4.045 | -4.045 | 0 | %100 |
| 58 | MP1B | Z | 0 | 0 | 0 | %100 |
| 59 | MP2B | X | -4.045 | -4.045 | 0 | %100 |
| 60 | MP2B | Z | 0 | 0 | 0 | %100 |
| 61 | MP3B | X | -4.045 | -4.045 | 0 | %100 |
| 62 | MP3B | Z | 0 | 0 | 0 | %100 |
| 63 | MP4B | X | -4.045 | -4.045 | 0 | %100 |
| 64 | MP4B | Z | 0 | 0 | 0 | %100 |
| 65 | MP5B | X | -4.045 | -4.045 | 0 | %100 |
| 66 | MP5B | Z | 0 | 0 | 0 | %100 |
| 67 | M57 | X | -4.045 | -4.045 | 0 | %100 |
| 68 | M57 | Z | 0 | 0 | 0 | %100 |
| 69 | M57A | X | -5.124 | -5.124 | 0 | %100 |
| 70 | M57A | Z | 0 | 0 | 0 | %100 |
| 71 | M58 | X | -3.641 | -3.641 | 0 | %100 |
| 72 | M58 | Z | 0 | 0 | 0 | %100 |
| 73 | M59 | X | -3.641 | -3.641 | 0 | %100 |
| 74 | M59 | Z | 0 | 0 | 0 | %100 |



Company :
 Designer :
 Job Number :
 Model Name :

July 2, 2023
 4:09 PM
 Checked By: _____

Member Distributed Loads (BLC 63 : Structure Wi (300 Deg))

| Member Label | Direction | Start Magnitude[lb/ft,... | End Magnitude[lb/ft,F... | Start Location[ft, %] | End Location[ft, %] |
|--------------|-----------|---------------------------|--------------------------|-----------------------|---------------------|
| 1 | MP1A | X | -3.503 | -3.503 | 0 %100 |
| 2 | MP1A | Z | -2.023 | -2.023 | 0 %100 |
| 3 | M7 | X | -1.148 | -1.148 | 0 %100 |
| 4 | M7 | Z | -.663 | -.663 | 0 %100 |
| 5 | M17 | X | -3.378 | -3.378 | 0 %100 |
| 6 | M17 | Z | -1.95 | -1.95 | 0 %100 |
| 7 | M48 | X | -1.923 | -1.923 | 0 %100 |
| 8 | M48 | Z | -1.11 | -1.11 | 0 %100 |
| 9 | M49 | X | -1.923 | -1.923 | 0 %100 |
| 10 | M49 | Z | -1.11 | -1.11 | 0 %100 |
| 11 | M50 | X | -1.923 | -1.923 | 0 %100 |
| 12 | M50 | Z | -1.11 | -1.11 | 0 %100 |
| 13 | M51 | X | -1.923 | -1.923 | 0 %100 |
| 14 | M51 | Z | -1.11 | -1.11 | 0 %100 |
| 15 | M12 | X | -1.148 | -1.148 | 0 %100 |
| 16 | M12 | Z | -.663 | -.663 | 0 %100 |
| 17 | M13 | X | -4.593 | -4.593 | 0 %100 |
| 18 | M13 | Z | -2.652 | -2.652 | 0 %100 |
| 19 | M21 | X | -1.923 | -1.923 | 0 %100 |
| 20 | M21 | Z | -1.11 | -1.11 | 0 %100 |
| 21 | M22 | X | -1.923 | -1.923 | 0 %100 |
| 22 | M22 | Z | -1.11 | -1.11 | 0 %100 |
| 23 | M25 | X | 0 | 0 | 0 %100 |
| 24 | M25 | Z | 0 | 0 | 0 %100 |
| 25 | M26 | X | 0 | 0 | 0 %100 |
| 26 | M26 | Z | 0 | 0 | 0 %100 |
| 27 | M26A | X | -3.378 | -3.378 | 0 %100 |
| 28 | M26A | Z | -1.95 | -1.95 | 0 %100 |
| 29 | M27A | X | 0 | 0 | 0 %100 |
| 30 | M27A | Z | 0 | 0 | 0 %100 |
| 31 | MP2A | X | -3.503 | -3.503 | 0 %100 |
| 32 | MP2A | Z | -2.023 | -2.023 | 0 %100 |
| 33 | MP3A | X | -3.503 | -3.503 | 0 %100 |
| 34 | MP3A | Z | -2.023 | -2.023 | 0 %100 |
| 35 | MP4A | X | -3.503 | -3.503 | 0 %100 |
| 36 | MP4A | Z | -2.023 | -2.023 | 0 %100 |
| 37 | MP5A | X | -3.503 | -3.503 | 0 %100 |
| 38 | MP5A | Z | -2.023 | -2.023 | 0 %100 |
| 39 | M32A | X | -1.923 | -1.923 | 0 %100 |
| 40 | M32A | Z | -1.11 | -1.11 | 0 %100 |
| 41 | M33A | X | -1.923 | -1.923 | 0 %100 |
| 42 | M33A | Z | -1.11 | -1.11 | 0 %100 |
| 43 | M34A | X | 0 | 0 | 0 %100 |
| 44 | M34A | Z | 0 | 0 | 0 %100 |
| 45 | M35A | X | 0 | 0 | 0 %100 |
| 46 | M35A | Z | 0 | 0 | 0 %100 |
| 47 | MP1C | X | -3.503 | -3.503 | 0 %100 |
| 48 | MP1C | Z | -2.023 | -2.023 | 0 %100 |
| 49 | MP2C | X | -3.503 | -3.503 | 0 %100 |
| 50 | MP2C | Z | -2.023 | -2.023 | 0 %100 |
| 51 | MP3C | X | -3.503 | -3.503 | 0 %100 |
| 52 | MP3C | Z | -2.023 | -2.023 | 0 %100 |
| 53 | MP4C | X | -3.503 | -3.503 | 0 %100 |
| 54 | MP4C | Z | -2.023 | -2.023 | 0 %100 |
| 55 | MP5C | X | -3.503 | -3.503 | 0 %100 |
| 56 | MP5C | Z | -2.023 | -2.023 | 0 %100 |
| 57 | MP1B | X | -3.503 | -3.503 | 0 %100 |



Company :
 Designer :
 Job Number :
 Model Name :

July 2, 2023
 4:09 PM
 Checked By: _____

Member Distributed Loads (BLC 63 : Structure Wi (300 Deg)) (Continued)

| | Member Label | Direction | Start Magnitude[lb/ft,... | End Magnitude[lb/ft,F... | Start Location[ft, %] | End Location[ft, %] |
|----|--------------|-----------|---------------------------|--------------------------|-----------------------|---------------------|
| 58 | MP1B | Z | -2.023 | -2.023 | 0 | %100 |
| 59 | MP2B | X | -3.503 | -3.503 | 0 | %100 |
| 60 | MP2B | Z | -2.023 | -2.023 | 0 | %100 |
| 61 | MP3B | X | -3.503 | -3.503 | 0 | %100 |
| 62 | MP3B | Z | -2.023 | -2.023 | 0 | %100 |
| 63 | MP4B | X | -3.503 | -3.503 | 0 | %100 |
| 64 | MP4B | Z | -2.023 | -2.023 | 0 | %100 |
| 65 | MP5B | X | -3.503 | -3.503 | 0 | %100 |
| 66 | MP5B | Z | -2.023 | -2.023 | 0 | %100 |
| 67 | M57 | X | -3.503 | -3.503 | 0 | %100 |
| 68 | M57 | Z | -2.023 | -2.023 | 0 | %100 |
| 69 | M57A | X | -4.009 | -4.009 | 0 | %100 |
| 70 | M57A | Z | -2.315 | -2.315 | 0 | %100 |
| 71 | M58 | X | -4.009 | -4.009 | 0 | %100 |
| 72 | M58 | Z | -2.315 | -2.315 | 0 | %100 |
| 73 | M59 | X | -2.725 | -2.725 | 0 | %100 |
| 74 | M59 | Z | -1.573 | -1.573 | 0 | %100 |

Member Distributed Loads (BLC 64 : Structure Wi (330 Deg))

| | Member Label | Direction | Start Magnitude[lb/ft,... | End Magnitude[lb/ft,F... | Start Location[ft, %] | End Location[ft, %] |
|----|--------------|-----------|---------------------------|--------------------------|-----------------------|---------------------|
| 1 | MP1A | X | -2.023 | -2.023 | 0 | %100 |
| 2 | MP1A | Z | -3.503 | -3.503 | 0 | %100 |
| 3 | M7 | X | -1.989 | -1.989 | 0 | %100 |
| 4 | M7 | Z | -3.445 | -3.445 | 0 | %100 |
| 5 | M17 | X | -.65 | -.65 | 0 | %100 |
| 6 | M17 | Z | -1.126 | -1.126 | 0 | %100 |
| 7 | M48 | X | -.37 | -.37 | 0 | %100 |
| 8 | M48 | Z | -.641 | -.641 | 0 | %100 |
| 9 | M49 | X | -.37 | -.37 | 0 | %100 |
| 10 | M49 | Z | -.641 | -.641 | 0 | %100 |
| 11 | M50 | X | -.37 | -.37 | 0 | %100 |
| 12 | M50 | Z | -.641 | -.641 | 0 | %100 |
| 13 | M51 | X | -.37 | -.37 | 0 | %100 |
| 14 | M51 | Z | -.641 | -.641 | 0 | %100 |
| 15 | M12 | X | 0 | 0 | 0 | %100 |
| 16 | M12 | Z | 0 | 0 | 0 | %100 |
| 17 | M13 | X | -1.989 | -1.989 | 0 | %100 |
| 18 | M13 | Z | -3.445 | -3.445 | 0 | %100 |
| 19 | M21 | X | -1.48 | -1.48 | 0 | %100 |
| 20 | M21 | Z | -2.564 | -2.564 | 0 | %100 |
| 21 | M22 | X | -1.48 | -1.48 | 0 | %100 |
| 22 | M22 | Z | -2.564 | -2.564 | 0 | %100 |
| 23 | M25 | X | -.37 | -.37 | 0 | %100 |
| 24 | M25 | Z | -.641 | -.641 | 0 | %100 |
| 25 | M26 | X | -.37 | -.37 | 0 | %100 |
| 26 | M26 | Z | -.641 | -.641 | 0 | %100 |
| 27 | M26A | X | -2.601 | -2.601 | 0 | %100 |
| 28 | M26A | Z | -4.504 | -4.504 | 0 | %100 |
| 29 | M27A | X | -.65 | -.65 | 0 | %100 |
| 30 | M27A | Z | -1.126 | -1.126 | 0 | %100 |
| 31 | MP2A | X | -2.023 | -2.023 | 0 | %100 |
| 32 | MP2A | Z | -3.503 | -3.503 | 0 | %100 |
| 33 | MP3A | X | -2.023 | -2.023 | 0 | %100 |
| 34 | MP3A | Z | -3.503 | -3.503 | 0 | %100 |
| 35 | MP4A | X | -2.023 | -2.023 | 0 | %100 |
| 36 | MP4A | Z | -3.503 | -3.503 | 0 | %100 |



Company :
 Designer :
 Job Number :
 Model Name :

July 2, 2023
 4:09 PM
 Checked By: _____

Member Distributed Loads (BLC 64 : Structure Wi (330 Deg)) (Continued)

| | Member Label | Direction | Start Magnitude[lb/ft,... | End Magnitude[lb/ft,F... | Start Location[ft, %] | End Location[ft, %] |
|----|--------------|-----------|---------------------------|--------------------------|-----------------------|---------------------|
| 37 | MP5A | X | -2.023 | -2.023 | 0 | %100 |
| 38 | MP5A | Z | -3.503 | -3.503 | 0 | %100 |
| 39 | M32A | X | -1.48 | -1.48 | 0 | %100 |
| 40 | M32A | Z | -2.564 | -2.564 | 0 | %100 |
| 41 | M33A | X | -1.48 | -1.48 | 0 | %100 |
| 42 | M33A | Z | -2.564 | -2.564 | 0 | %100 |
| 43 | M34A | X | -.37 | -.37 | 0 | %100 |
| 44 | M34A | Z | -.641 | -.641 | 0 | %100 |
| 45 | M35A | X | -.37 | -.37 | 0 | %100 |
| 46 | M35A | Z | -.641 | -.641 | 0 | %100 |
| 47 | MP1C | X | -2.023 | -2.023 | 0 | %100 |
| 48 | MP1C | Z | -3.503 | -3.503 | 0 | %100 |
| 49 | MP2C | X | -2.023 | -2.023 | 0 | %100 |
| 50 | MP2C | Z | -3.503 | -3.503 | 0 | %100 |
| 51 | MP3C | X | -2.023 | -2.023 | 0 | %100 |
| 52 | MP3C | Z | -3.503 | -3.503 | 0 | %100 |
| 53 | MP4C | X | -2.023 | -2.023 | 0 | %100 |
| 54 | MP4C | Z | -3.503 | -3.503 | 0 | %100 |
| 55 | MP5C | X | -2.023 | -2.023 | 0 | %100 |
| 56 | MP5C | Z | -3.503 | -3.503 | 0 | %100 |
| 57 | MP1B | X | -2.023 | -2.023 | 0 | %100 |
| 58 | MP1B | Z | -3.503 | -3.503 | 0 | %100 |
| 59 | MP2B | X | -2.023 | -2.023 | 0 | %100 |
| 60 | MP2B | Z | -3.503 | -3.503 | 0 | %100 |
| 61 | MP3B | X | -2.023 | -2.023 | 0 | %100 |
| 62 | MP3B | Z | -3.503 | -3.503 | 0 | %100 |
| 63 | MP4B | X | -2.023 | -2.023 | 0 | %100 |
| 64 | MP4B | Z | -3.503 | -3.503 | 0 | %100 |
| 65 | MP5B | X | -2.023 | -2.023 | 0 | %100 |
| 66 | MP5B | Z | -3.503 | -3.503 | 0 | %100 |
| 67 | M57 | X | -2.023 | -2.023 | 0 | %100 |
| 68 | M57 | Z | -3.503 | -3.503 | 0 | %100 |
| 69 | M57A | X | -1.82 | -1.82 | 0 | %100 |
| 70 | M57A | Z | -3.153 | -3.153 | 0 | %100 |
| 71 | M58 | X | -2.562 | -2.562 | 0 | %100 |
| 72 | M58 | Z | -4.437 | -4.437 | 0 | %100 |
| 73 | M59 | X | -1.82 | -1.82 | 0 | %100 |
| 74 | M59 | Z | -3.153 | -3.153 | 0 | %100 |

Member Distributed Loads (BLC 65 : Structure Wm (0 Deg))

| | Member Label | Direction | Start Magnitude[lb/ft,... | End Magnitude[lb/ft,F... | Start Location[ft, %] | End Location[ft, %] |
|----|--------------|-----------|---------------------------|--------------------------|-----------------------|---------------------|
| 1 | MP1A | X | 0 | 0 | 0 | %100 |
| 2 | MP1A | Z | -.601 | -.601 | 0 | %100 |
| 3 | M7 | X | 0 | 0 | 0 | %100 |
| 4 | M7 | Z | -1.054 | -1.054 | 0 | %100 |
| 5 | M17 | X | 0 | 0 | 0 | %100 |
| 6 | M17 | Z | 0 | 0 | 0 | %100 |
| 7 | M48 | X | 0 | 0 | 0 | %100 |
| 8 | M48 | Z | 0 | 0 | 0 | %100 |
| 9 | M49 | X | 0 | 0 | 0 | %100 |
| 10 | M49 | Z | 0 | 0 | 0 | %100 |
| 11 | M50 | X | 0 | 0 | 0 | %100 |
| 12 | M50 | Z | 0 | 0 | 0 | %100 |
| 13 | M51 | X | 0 | 0 | 0 | %100 |
| 14 | M51 | Z | 0 | 0 | 0 | %100 |
| 15 | M12 | X | 0 | 0 | 0 | %100 |



Company :
 Designer :
 Job Number :
 Model Name :

July 2, 2023
 4:09 PM
 Checked By: _____

Member Distributed Loads (BLC 65 : Structure Wm (0 Deg)) (Continued)

| | Member Label | Direction | Start Magnitude[lb/ft,... | End Magnitude[lb/ft,F... | Start Location[ft, %] | End Location[ft, %] |
|----|--------------|-----------|---------------------------|--------------------------|-----------------------|---------------------|
| 16 | M12 | Z | -.263 | -.263 | 0 | %100 |
| 17 | M13 | X | 0 | 0 | 0 | %100 |
| 18 | M13 | Z | -.263 | -.263 | 0 | %100 |
| 19 | M21 | X | 0 | 0 | 0 | %100 |
| 20 | M21 | Z | -.418 | -.418 | 0 | %100 |
| 21 | M22 | X | 0 | 0 | 0 | %100 |
| 22 | M22 | Z | -.418 | -.418 | 0 | %100 |
| 23 | M25 | X | 0 | 0 | 0 | %100 |
| 24 | M25 | Z | -.418 | -.418 | 0 | %100 |
| 25 | M26 | X | 0 | 0 | 0 | %100 |
| 26 | M26 | Z | -.418 | -.418 | 0 | %100 |
| 27 | M26A | X | 0 | 0 | 0 | %100 |
| 28 | M26A | Z | -.762 | -.762 | 0 | %100 |
| 29 | M27A | X | 0 | 0 | 0 | %100 |
| 30 | M27A | Z | -.762 | -.762 | 0 | %100 |
| 31 | MP2A | X | 0 | 0 | 0 | %100 |
| 32 | MP2A | Z | -.601 | -.601 | 0 | %100 |
| 33 | MP3A | X | 0 | 0 | 0 | %100 |
| 34 | MP3A | Z | -.601 | -.601 | 0 | %100 |
| 35 | MP4A | X | 0 | 0 | 0 | %100 |
| 36 | MP4A | Z | -.601 | -.601 | 0 | %100 |
| 37 | MP5A | X | 0 | 0 | 0 | %100 |
| 38 | MP5A | Z | -.601 | -.601 | 0 | %100 |
| 39 | M32A | X | 0 | 0 | 0 | %100 |
| 40 | M32A | Z | -.418 | -.418 | 0 | %100 |
| 41 | M33A | X | 0 | 0 | 0 | %100 |
| 42 | M33A | Z | -.418 | -.418 | 0 | %100 |
| 43 | M34A | X | 0 | 0 | 0 | %100 |
| 44 | M34A | Z | -.418 | -.418 | 0 | %100 |
| 45 | M35A | X | 0 | 0 | 0 | %100 |
| 46 | M35A | Z | -.418 | -.418 | 0 | %100 |
| 47 | MP1C | X | 0 | 0 | 0 | %100 |
| 48 | MP1C | Z | -.601 | -.601 | 0 | %100 |
| 49 | MP2C | X | 0 | 0 | 0 | %100 |
| 50 | MP2C | Z | -.601 | -.601 | 0 | %100 |
| 51 | MP3C | X | 0 | 0 | 0 | %100 |
| 52 | MP3C | Z | -.601 | -.601 | 0 | %100 |
| 53 | MP4C | X | 0 | 0 | 0 | %100 |
| 54 | MP4C | Z | -.601 | -.601 | 0 | %100 |
| 55 | MP5C | X | 0 | 0 | 0 | %100 |
| 56 | MP5C | Z | -.601 | -.601 | 0 | %100 |
| 57 | MP1B | X | 0 | 0 | 0 | %100 |
| 58 | MP1B | Z | -.601 | -.601 | 0 | %100 |
| 59 | MP2B | X | 0 | 0 | 0 | %100 |
| 60 | MP2B | Z | -.601 | -.601 | 0 | %100 |
| 61 | MP3B | X | 0 | 0 | 0 | %100 |
| 62 | MP3B | Z | -.601 | -.601 | 0 | %100 |
| 63 | MP4B | X | 0 | 0 | 0 | %100 |
| 64 | MP4B | Z | -.601 | -.601 | 0 | %100 |
| 65 | MP5B | X | 0 | 0 | 0 | %100 |
| 66 | MP5B | Z | -.601 | -.601 | 0 | %100 |
| 67 | M57 | X | 0 | 0 | 0 | %100 |
| 68 | M57 | Z | -.601 | -.601 | 0 | %100 |
| 69 | M57A | X | 0 | 0 | 0 | %100 |
| 70 | M57A | Z | -.828 | -.828 | 0 | %100 |
| 71 | M58 | X | 0 | 0 | 0 | %100 |
| 72 | M58 | Z | -1.052 | -1.052 | 0 | %100 |



Company :
 Designer :
 Job Number :
 Model Name :

July 2, 2023
 4:09 PM
 Checked By: _____

Member Distributed Loads (BLC 65 : Structure Wm (0 Deg)) (Continued)

| | Member Label | Direction | Start Magnitude[lb/ft.... | End Magnitude[lb/ft,F... | Start Location[ft.%,] | End Location[ft.%,] |
|----|--------------|-----------|---------------------------|--------------------------|-----------------------|---------------------|
| 73 | M59 | X | 0 | 0 | 0 | %100 |
| 74 | M59 | Z | -1.052 | -1.052 | 0 | %100 |

Member Distributed Loads (BLC 66 : Structure Wm (30 Deg))

| | Member Label | Direction | Start Magnitude[lb/ft.... | End Magnitude[lb/ft,F... | Start Location[ft.%,] | End Location[ft.%,] |
|----|--------------|-----------|---------------------------|--------------------------|-----------------------|---------------------|
| 1 | MP1A | X | .3 | .3 | 0 | %100 |
| 2 | MP1A | Z | -.52 | -.52 | 0 | %100 |
| 3 | M7 | X | .395 | .395 | 0 | %100 |
| 4 | M7 | Z | -.684 | -.684 | 0 | %100 |
| 5 | M17 | X | .127 | .127 | 0 | %100 |
| 6 | M17 | Z | -.22 | -.22 | 0 | %100 |
| 7 | M48 | X | .07 | .07 | 0 | %100 |
| 8 | M48 | Z | -.121 | -.121 | 0 | %100 |
| 9 | M49 | X | .07 | .07 | 0 | %100 |
| 10 | M49 | Z | -.121 | -.121 | 0 | %100 |
| 11 | M50 | X | .07 | .07 | 0 | %100 |
| 12 | M50 | Z | -.121 | -.121 | 0 | %100 |
| 13 | M51 | X | .07 | .07 | 0 | %100 |
| 14 | M51 | Z | -.121 | -.121 | 0 | %100 |
| 15 | M12 | X | .395 | .395 | 0 | %100 |
| 16 | M12 | Z | -.684 | -.684 | 0 | %100 |
| 17 | M13 | X | 0 | 0 | 0 | %100 |
| 18 | M13 | Z | 0 | 0 | 0 | %100 |
| 19 | M21 | X | .07 | .07 | 0 | %100 |
| 20 | M21 | Z | -.121 | -.121 | 0 | %100 |
| 21 | M22 | X | .07 | .07 | 0 | %100 |
| 22 | M22 | Z | -.121 | -.121 | 0 | %100 |
| 23 | M25 | X | .279 | .279 | 0 | %100 |
| 24 | M25 | Z | -.483 | -.483 | 0 | %100 |
| 25 | M26 | X | .279 | .279 | 0 | %100 |
| 26 | M26 | Z | -.483 | -.483 | 0 | %100 |
| 27 | M26A | X | .127 | .127 | 0 | %100 |
| 28 | M26A | Z | -.22 | -.22 | 0 | %100 |
| 29 | M27A | X | .508 | .508 | 0 | %100 |
| 30 | M27A | Z | -.88 | -.88 | 0 | %100 |
| 31 | MP2A | X | .3 | .3 | 0 | %100 |
| 32 | MP2A | Z | -.52 | -.52 | 0 | %100 |
| 33 | MP3A | X | .3 | .3 | 0 | %100 |
| 34 | MP3A | Z | -.52 | -.52 | 0 | %100 |
| 35 | MP4A | X | .3 | .3 | 0 | %100 |
| 36 | MP4A | Z | -.52 | -.52 | 0 | %100 |
| 37 | MP5A | X | .3 | .3 | 0 | %100 |
| 38 | MP5A | Z | -.52 | -.52 | 0 | %100 |
| 39 | M32A | X | .07 | .07 | 0 | %100 |
| 40 | M32A | Z | -.121 | -.121 | 0 | %100 |
| 41 | M33A | X | .07 | .07 | 0 | %100 |
| 42 | M33A | Z | -.121 | -.121 | 0 | %100 |
| 43 | M34A | X | .279 | .279 | 0 | %100 |
| 44 | M34A | Z | -.483 | -.483 | 0 | %100 |
| 45 | M35A | X | .279 | .279 | 0 | %100 |
| 46 | M35A | Z | -.483 | -.483 | 0 | %100 |
| 47 | MP1C | X | .3 | .3 | 0 | %100 |
| 48 | MP1C | Z | -.52 | -.52 | 0 | %100 |
| 49 | MP2C | X | .3 | .3 | 0 | %100 |
| 50 | MP2C | Z | -.52 | -.52 | 0 | %100 |
| 51 | MP3C | X | .3 | .3 | 0 | %100 |

Member Distributed Loads (BLC 66 : Structure Wm (30 Deg)) (Continued)

| | Member Label | Direction | Start Magnitude[lb/ft.... | End Magnitude[lb/ft.F... | Start Location[ft.%,] | End Location[ft.%,] |
|----|--------------|-----------|---------------------------|--------------------------|-----------------------|---------------------|
| 52 | MP3C | Z | -.52 | -.52 | 0 | %100 |
| 53 | MP4C | X | .3 | .3 | 0 | %100 |
| 54 | MP4C | Z | -.52 | -.52 | 0 | %100 |
| 55 | MP5C | X | .3 | .3 | 0 | %100 |
| 56 | MP5C | Z | -.52 | -.52 | 0 | %100 |
| 57 | MP1B | X | .3 | .3 | 0 | %100 |
| 58 | MP1B | Z | -.52 | -.52 | 0 | %100 |
| 59 | MP2B | X | .3 | .3 | 0 | %100 |
| 60 | MP2B | Z | -.52 | -.52 | 0 | %100 |
| 61 | MP3B | X | .3 | .3 | 0 | %100 |
| 62 | MP3B | Z | -.52 | -.52 | 0 | %100 |
| 63 | MP4B | X | .3 | .3 | 0 | %100 |
| 64 | MP4B | Z | -.52 | -.52 | 0 | %100 |
| 65 | MP5B | X | .3 | .3 | 0 | %100 |
| 66 | MP5B | Z | -.52 | -.52 | 0 | %100 |
| 67 | M57 | X | .3 | .3 | 0 | %100 |
| 68 | M57 | Z | -.52 | -.52 | 0 | %100 |
| 69 | M57A | X | .451 | .451 | 0 | %100 |
| 70 | M57A | Z | -.782 | -.782 | 0 | %100 |
| 71 | M58 | X | .451 | .451 | 0 | %100 |
| 72 | M58 | Z | -.782 | -.782 | 0 | %100 |
| 73 | M59 | X | .563 | .563 | 0 | %100 |
| 74 | M59 | Z | -.975 | -.975 | 0 | %100 |

Member Distributed Loads (BLC 67 : Structure Wm (60 Deg))

| | Member Label | Direction | Start Magnitude[lb/ft.... | End Magnitude[lb/ft.F... | Start Location[ft.%,] | End Location[ft.%,] |
|----|--------------|-----------|---------------------------|--------------------------|-----------------------|---------------------|
| 1 | MP1A | X | .52 | .52 | 0 | %100 |
| 2 | MP1A | Z | -.3 | -.3 | 0 | %100 |
| 3 | M7 | X | .228 | .228 | 0 | %100 |
| 4 | M7 | Z | -.132 | -.132 | 0 | %100 |
| 5 | M17 | X | .66 | .66 | 0 | %100 |
| 6 | M17 | Z | -.381 | -.381 | 0 | %100 |
| 7 | M48 | X | .362 | .362 | 0 | %100 |
| 8 | M48 | Z | -.209 | -.209 | 0 | %100 |
| 9 | M49 | X | .362 | .362 | 0 | %100 |
| 10 | M49 | Z | -.209 | -.209 | 0 | %100 |
| 11 | M50 | X | .362 | .362 | 0 | %100 |
| 12 | M50 | Z | -.209 | -.209 | 0 | %100 |
| 13 | M51 | X | .362 | .362 | 0 | %100 |
| 14 | M51 | Z | -.209 | -.209 | 0 | %100 |
| 15 | M12 | X | .912 | .912 | 0 | %100 |
| 16 | M12 | Z | -.527 | -.527 | 0 | %100 |
| 17 | M13 | X | .228 | .228 | 0 | %100 |
| 18 | M13 | Z | -.132 | -.132 | 0 | %100 |
| 19 | M21 | X | 0 | 0 | 0 | %100 |
| 20 | M21 | Z | 0 | 0 | 0 | %100 |
| 21 | M22 | X | 0 | 0 | 0 | %100 |
| 22 | M22 | Z | 0 | 0 | 0 | %100 |
| 23 | M25 | X | .362 | .362 | 0 | %100 |
| 24 | M25 | Z | -.209 | -.209 | 0 | %100 |
| 25 | M26 | X | .362 | .362 | 0 | %100 |
| 26 | M26 | Z | -.209 | -.209 | 0 | %100 |
| 27 | M26A | X | 0 | 0 | 0 | %100 |
| 28 | M26A | Z | 0 | 0 | 0 | %100 |
| 29 | M27A | X | .66 | .66 | 0 | %100 |
| 30 | M27A | Z | -.381 | -.381 | 0 | %100 |



Company :
 Designer :
 Job Number :
 Model Name :

July 2, 2023
 4:09 PM
 Checked By: _____

Member Distributed Loads (BLC 67 : Structure Wm (60 Deg)) (Continued)

| | Member Label | Direction | Start Magnitude[lb/ft,... | End Magnitude[lb/ft,F... | Start Location[ft, %] | End Location[ft, %] |
|----|--------------|-----------|---------------------------|--------------------------|-----------------------|---------------------|
| 31 | MP2A | X | .52 | .52 | 0 | %100 |
| 32 | MP2A | Z | -.3 | -.3 | 0 | %100 |
| 33 | MP3A | X | .52 | .52 | 0 | %100 |
| 34 | MP3A | Z | -.3 | -.3 | 0 | %100 |
| 35 | MP4A | X | .52 | .52 | 0 | %100 |
| 36 | MP4A | Z | -.3 | -.3 | 0 | %100 |
| 37 | MP5A | X | .52 | .52 | 0 | %100 |
| 38 | MP5A | Z | -.3 | -.3 | 0 | %100 |
| 39 | M32A | X | 0 | 0 | 0 | %100 |
| 40 | M32A | Z | 0 | 0 | 0 | %100 |
| 41 | M33A | X | 0 | 0 | 0 | %100 |
| 42 | M33A | Z | 0 | 0 | 0 | %100 |
| 43 | M34A | X | .362 | .362 | 0 | %100 |
| 44 | M34A | Z | -.209 | -.209 | 0 | %100 |
| 45 | M35A | X | .362 | .362 | 0 | %100 |
| 46 | M35A | Z | -.209 | -.209 | 0 | %100 |
| 47 | MP1C | X | .52 | .52 | 0 | %100 |
| 48 | MP1C | Z | -.3 | -.3 | 0 | %100 |
| 49 | MP2C | X | .52 | .52 | 0 | %100 |
| 50 | MP2C | Z | -.3 | -.3 | 0 | %100 |
| 51 | MP3C | X | .52 | .52 | 0 | %100 |
| 52 | MP3C | Z | -.3 | -.3 | 0 | %100 |
| 53 | MP4C | X | .52 | .52 | 0 | %100 |
| 54 | MP4C | Z | -.3 | -.3 | 0 | %100 |
| 55 | MP5C | X | .52 | .52 | 0 | %100 |
| 56 | MP5C | Z | -.3 | -.3 | 0 | %100 |
| 57 | MP1B | X | .52 | .52 | 0 | %100 |
| 58 | MP1B | Z | -.3 | -.3 | 0 | %100 |
| 59 | MP2B | X | .52 | .52 | 0 | %100 |
| 60 | MP2B | Z | -.3 | -.3 | 0 | %100 |
| 61 | MP3B | X | .52 | .52 | 0 | %100 |
| 62 | MP3B | Z | -.3 | -.3 | 0 | %100 |
| 63 | MP4B | X | .52 | .52 | 0 | %100 |
| 64 | MP4B | Z | -.3 | -.3 | 0 | %100 |
| 65 | MP5B | X | .52 | .52 | 0 | %100 |
| 66 | MP5B | Z | -.3 | -.3 | 0 | %100 |
| 67 | M57 | X | .52 | .52 | 0 | %100 |
| 68 | M57 | Z | -.3 | -.3 | 0 | %100 |
| 69 | M57A | X | .911 | .911 | 0 | %100 |
| 70 | M57A | Z | -.526 | -.526 | 0 | %100 |
| 71 | M58 | X | .717 | .717 | 0 | %100 |
| 72 | M58 | Z | -.414 | -.414 | 0 | %100 |
| 73 | M59 | X | .911 | .911 | 0 | %100 |
| 74 | M59 | Z | -.526 | -.526 | 0 | %100 |

Member Distributed Loads (BLC 68 : Structure Wm (90 Deg))

| | Member Label | Direction | Start Magnitude[lb/ft,... | End Magnitude[lb/ft,F... | Start Location[ft, %] | End Location[ft, %] |
|---|--------------|-----------|---------------------------|--------------------------|-----------------------|---------------------|
| 1 | MP1A | X | .601 | .601 | 0 | %100 |
| 2 | MP1A | Z | 0 | 0 | 0 | %100 |
| 3 | M7 | X | 0 | 0 | 0 | %100 |
| 4 | M7 | Z | 0 | 0 | 0 | %100 |
| 5 | M17 | X | 1.017 | 1.017 | 0 | %100 |
| 6 | M17 | Z | 0 | 0 | 0 | %100 |
| 7 | M48 | X | .557 | .557 | 0 | %100 |
| 8 | M48 | Z | 0 | 0 | 0 | %100 |
| 9 | M49 | X | .557 | .557 | 0 | %100 |



Company :
 Designer :
 Job Number :
 Model Name :

July 2, 2023
 4:09 PM
 Checked By: _____

Member Distributed Loads (BLC 68 : Structure Wm (90 Deg)) (Continued)

| | Member Label | Direction | Start Magnitude[lb/ft,... | End Magnitude[lb/ft,F... | Start Location[ft, %] | End Location[ft, %] |
|----|--------------|-----------|---------------------------|--------------------------|-----------------------|---------------------|
| 10 | M49 | Z | 0 | 0 | 0 | %100 |
| 11 | M50 | X | .557 | .557 | 0 | %100 |
| 12 | M50 | Z | 0 | 0 | 0 | %100 |
| 13 | M51 | X | .557 | .557 | 0 | %100 |
| 14 | M51 | Z | 0 | 0 | 0 | %100 |
| 15 | M12 | X | .79 | .79 | 0 | %100 |
| 16 | M12 | Z | 0 | 0 | 0 | %100 |
| 17 | M13 | X | .79 | .79 | 0 | %100 |
| 18 | M13 | Z | 0 | 0 | 0 | %100 |
| 19 | M21 | X | .139 | .139 | 0 | %100 |
| 20 | M21 | Z | 0 | 0 | 0 | %100 |
| 21 | M22 | X | .139 | .139 | 0 | %100 |
| 22 | M22 | Z | 0 | 0 | 0 | %100 |
| 23 | M25 | X | .139 | .139 | 0 | %100 |
| 24 | M25 | Z | 0 | 0 | 0 | %100 |
| 25 | M26 | X | .139 | .139 | 0 | %100 |
| 26 | M26 | Z | 0 | 0 | 0 | %100 |
| 27 | M26A | X | .254 | .254 | 0 | %100 |
| 28 | M26A | Z | 0 | 0 | 0 | %100 |
| 29 | M27A | X | .254 | .254 | 0 | %100 |
| 30 | M27A | Z | 0 | 0 | 0 | %100 |
| 31 | MP2A | X | .601 | .601 | 0 | %100 |
| 32 | MP2A | Z | 0 | 0 | 0 | %100 |
| 33 | MP3A | X | .601 | .601 | 0 | %100 |
| 34 | MP3A | Z | 0 | 0 | 0 | %100 |
| 35 | MP4A | X | .601 | .601 | 0 | %100 |
| 36 | MP4A | Z | 0 | 0 | 0 | %100 |
| 37 | MP5A | X | .601 | .601 | 0 | %100 |
| 38 | MP5A | Z | 0 | 0 | 0 | %100 |
| 39 | M32A | X | .139 | .139 | 0 | %100 |
| 40 | M32A | Z | 0 | 0 | 0 | %100 |
| 41 | M33A | X | .139 | .139 | 0 | %100 |
| 42 | M33A | Z | 0 | 0 | 0 | %100 |
| 43 | M34A | X | .139 | .139 | 0 | %100 |
| 44 | M34A | Z | 0 | 0 | 0 | %100 |
| 45 | M35A | X | .139 | .139 | 0 | %100 |
| 46 | M35A | Z | 0 | 0 | 0 | %100 |
| 47 | MP1C | X | .601 | .601 | 0 | %100 |
| 48 | MP1C | Z | 0 | 0 | 0 | %100 |
| 49 | MP2C | X | .601 | .601 | 0 | %100 |
| 50 | MP2C | Z | 0 | 0 | 0 | %100 |
| 51 | MP3C | X | .601 | .601 | 0 | %100 |
| 52 | MP3C | Z | 0 | 0 | 0 | %100 |
| 53 | MP4C | X | .601 | .601 | 0 | %100 |
| 54 | MP4C | Z | 0 | 0 | 0 | %100 |
| 55 | MP5C | X | .601 | .601 | 0 | %100 |
| 56 | MP5C | Z | 0 | 0 | 0 | %100 |
| 57 | MP1B | X | .601 | .601 | 0 | %100 |
| 58 | MP1B | Z | 0 | 0 | 0 | %100 |
| 59 | MP2B | X | .601 | .601 | 0 | %100 |
| 60 | MP2B | Z | 0 | 0 | 0 | %100 |
| 61 | MP3B | X | .601 | .601 | 0 | %100 |
| 62 | MP3B | Z | 0 | 0 | 0 | %100 |
| 63 | MP4B | X | .601 | .601 | 0 | %100 |
| 64 | MP4B | Z | 0 | 0 | 0 | %100 |
| 65 | MP5B | X | .601 | .601 | 0 | %100 |
| 66 | MP5B | Z | 0 | 0 | 0 | %100 |



Company :
 Designer :
 Job Number :
 Model Name :

July 2, 2023
 4:09 PM
 Checked By: _____

Member Distributed Loads (BLC 68 : Structure Wm (90 Deg)) (Continued)

| | Member Label | Direction | Start Magnitude[lb/ft.... | End Magnitude[lb/ft.F... | Start Location[ft.%,] | End Location[ft.%,] |
|----|--------------|-----------|---------------------------|--------------------------|-----------------------|---------------------|
| 67 | M57 | X | .601 | .601 | 0 | %100 |
| 68 | M57 | Z | 0 | 0 | 0 | %100 |
| 69 | M57A | X | 1.126 | 1.126 | 0 | %100 |
| 70 | M57A | Z | 0 | 0 | 0 | %100 |
| 71 | M58 | X | .903 | .903 | 0 | %100 |
| 72 | M58 | Z | 0 | 0 | 0 | %100 |
| 73 | M59 | X | .903 | .903 | 0 | %100 |
| 74 | M59 | Z | 0 | 0 | 0 | %100 |

Member Distributed Loads (BLC 69 : Structure Wm (120 Deg))

| | Member Label | Direction | Start Magnitude[lb/ft.... | End Magnitude[lb/ft.F... | Start Location[ft.%,] | End Location[ft.%,] |
|----|--------------|-----------|---------------------------|--------------------------|-----------------------|---------------------|
| 1 | MP1A | X | .52 | .52 | 0 | %100 |
| 2 | MP1A | Z | .3 | .3 | 0 | %100 |
| 3 | M7 | X | .228 | .228 | 0 | %100 |
| 4 | M7 | Z | .132 | .132 | 0 | %100 |
| 5 | M17 | X | .66 | .66 | 0 | %100 |
| 6 | M17 | Z | .381 | .381 | 0 | %100 |
| 7 | M48 | X | .362 | .362 | 0 | %100 |
| 8 | M48 | Z | .209 | .209 | 0 | %100 |
| 9 | M49 | X | .362 | .362 | 0 | %100 |
| 10 | M49 | Z | .209 | .209 | 0 | %100 |
| 11 | M50 | X | .362 | .362 | 0 | %100 |
| 12 | M50 | Z | .209 | .209 | 0 | %100 |
| 13 | M51 | X | .362 | .362 | 0 | %100 |
| 14 | M51 | Z | .209 | .209 | 0 | %100 |
| 15 | M12 | X | .228 | .228 | 0 | %100 |
| 16 | M12 | Z | .132 | .132 | 0 | %100 |
| 17 | M13 | X | .912 | .912 | 0 | %100 |
| 18 | M13 | Z | .527 | .527 | 0 | %100 |
| 19 | M21 | X | .362 | .362 | 0 | %100 |
| 20 | M21 | Z | .209 | .209 | 0 | %100 |
| 21 | M22 | X | .362 | .362 | 0 | %100 |
| 22 | M22 | Z | .209 | .209 | 0 | %100 |
| 23 | M25 | X | 0 | 0 | 0 | %100 |
| 24 | M25 | Z | 0 | 0 | 0 | %100 |
| 25 | M26 | X | 0 | 0 | 0 | %100 |
| 26 | M26 | Z | 0 | 0 | 0 | %100 |
| 27 | M26A | X | .66 | .66 | 0 | %100 |
| 28 | M26A | Z | .381 | .381 | 0 | %100 |
| 29 | M27A | X | 0 | 0 | 0 | %100 |
| 30 | M27A | Z | 0 | 0 | 0 | %100 |
| 31 | MP2A | X | .52 | .52 | 0 | %100 |
| 32 | MP2A | Z | .3 | .3 | 0 | %100 |
| 33 | MP3A | X | .52 | .52 | 0 | %100 |
| 34 | MP3A | Z | .3 | .3 | 0 | %100 |
| 35 | MP4A | X | .52 | .52 | 0 | %100 |
| 36 | MP4A | Z | .3 | .3 | 0 | %100 |
| 37 | MP5A | X | .52 | .52 | 0 | %100 |
| 38 | MP5A | Z | .3 | .3 | 0 | %100 |
| 39 | M32A | X | .362 | .362 | 0 | %100 |
| 40 | M32A | Z | .209 | .209 | 0 | %100 |
| 41 | M33A | X | .362 | .362 | 0 | %100 |
| 42 | M33A | Z | .209 | .209 | 0 | %100 |
| 43 | M34A | X | 0 | 0 | 0 | %100 |
| 44 | M34A | Z | 0 | 0 | 0 | %100 |
| 45 | M35A | X | 0 | 0 | 0 | %100 |



Company :
 Designer :
 Job Number :
 Model Name :

July 2, 2023
 4:09 PM
 Checked By: _____

Member Distributed Loads (BLC 69 : Structure Wm (120 Deg)) (Continued)

| | Member Label | Direction | Start Magnitude[lb/ft.... | End Magnitude[lb/ft.F... | Start Location[ft.%] | End Location[ft.%] |
|----|--------------|-----------|---------------------------|--------------------------|----------------------|--------------------|
| 46 | M35A | Z | 0 | 0 | 0 | %100 |
| 47 | MP1C | X | .52 | .52 | 0 | %100 |
| 48 | MP1C | Z | .3 | .3 | 0 | %100 |
| 49 | MP2C | X | .52 | .52 | 0 | %100 |
| 50 | MP2C | Z | .3 | .3 | 0 | %100 |
| 51 | MP3C | X | .52 | .52 | 0 | %100 |
| 52 | MP3C | Z | .3 | .3 | 0 | %100 |
| 53 | MP4C | X | .52 | .52 | 0 | %100 |
| 54 | MP4C | Z | .3 | .3 | 0 | %100 |
| 55 | MP5C | X | .52 | .52 | 0 | %100 |
| 56 | MP5C | Z | .3 | .3 | 0 | %100 |
| 57 | MP1B | X | .52 | .52 | 0 | %100 |
| 58 | MP1B | Z | .3 | .3 | 0 | %100 |
| 59 | MP2B | X | .52 | .52 | 0 | %100 |
| 60 | MP2B | Z | .3 | .3 | 0 | %100 |
| 61 | MP3B | X | .52 | .52 | 0 | %100 |
| 62 | MP3B | Z | .3 | .3 | 0 | %100 |
| 63 | MP4B | X | .52 | .52 | 0 | %100 |
| 64 | MP4B | Z | .3 | .3 | 0 | %100 |
| 65 | MP5B | X | .52 | .52 | 0 | %100 |
| 66 | MP5B | Z | .3 | .3 | 0 | %100 |
| 67 | M57 | X | .52 | .52 | 0 | %100 |
| 68 | M57 | Z | .3 | .3 | 0 | %100 |
| 69 | M57A | X | .911 | .911 | 0 | %100 |
| 70 | M57A | Z | .526 | .526 | 0 | %100 |
| 71 | M58 | X | .911 | .911 | 0 | %100 |
| 72 | M58 | Z | .526 | .526 | 0 | %100 |
| 73 | M59 | X | .717 | .717 | 0 | %100 |
| 74 | M59 | Z | .414 | .414 | 0 | %100 |

Member Distributed Loads (BLC 70 : Structure Wm (150 Deg))

| | Member Label | Direction | Start Magnitude[lb/ft.... | End Magnitude[lb/ft.F... | Start Location[ft.%] | End Location[ft.%] |
|----|--------------|-----------|---------------------------|--------------------------|----------------------|--------------------|
| 1 | MP1A | X | .3 | .3 | 0 | %100 |
| 2 | MP1A | Z | .52 | .52 | 0 | %100 |
| 3 | M7 | X | .395 | .395 | 0 | %100 |
| 4 | M7 | Z | .684 | .684 | 0 | %100 |
| 5 | M17 | X | .127 | .127 | 0 | %100 |
| 6 | M17 | Z | .22 | .22 | 0 | %100 |
| 7 | M48 | X | .07 | .07 | 0 | %100 |
| 8 | M48 | Z | .121 | .121 | 0 | %100 |
| 9 | M49 | X | .07 | .07 | 0 | %100 |
| 10 | M49 | Z | .121 | .121 | 0 | %100 |
| 11 | M50 | X | .07 | .07 | 0 | %100 |
| 12 | M50 | Z | .121 | .121 | 0 | %100 |
| 13 | M51 | X | .07 | .07 | 0 | %100 |
| 14 | M51 | Z | .121 | .121 | 0 | %100 |
| 15 | M12 | X | 0 | 0 | 0 | %100 |
| 16 | M12 | Z | 0 | 0 | 0 | %100 |
| 17 | M13 | X | .395 | .395 | 0 | %100 |
| 18 | M13 | Z | .684 | .684 | 0 | %100 |
| 19 | M21 | X | .279 | .279 | 0 | %100 |
| 20 | M21 | Z | .483 | .483 | 0 | %100 |
| 21 | M22 | X | .279 | .279 | 0 | %100 |
| 22 | M22 | Z | .483 | .483 | 0 | %100 |
| 23 | M25 | X | .07 | .07 | 0 | %100 |
| 24 | M25 | Z | .121 | .121 | 0 | %100 |



Company :
 Designer :
 Job Number :
 Model Name :

July 2, 2023
 4:09 PM
 Checked By: _____

Member Distributed Loads (BLC 70 : Structure Wm (150 Deg)) (Continued)

| | Member Label | Direction | Start Magnitude[lb/ft,... | End Magnitude[lb/ft,F... | Start Location[ft, %] | End Location[ft, %] |
|----|--------------|-----------|---------------------------|--------------------------|-----------------------|---------------------|
| 25 | M26 | X | .07 | .07 | 0 | %100 |
| 26 | M26 | Z | .121 | .121 | 0 | %100 |
| 27 | M26A | X | .508 | .508 | 0 | %100 |
| 28 | M26A | Z | .88 | .88 | 0 | %100 |
| 29 | M27A | X | .127 | .127 | 0 | %100 |
| 30 | M27A | Z | .22 | .22 | 0 | %100 |
| 31 | MP2A | X | .3 | .3 | 0 | %100 |
| 32 | MP2A | Z | .52 | .52 | 0 | %100 |
| 33 | MP3A | X | .3 | .3 | 0 | %100 |
| 34 | MP3A | Z | .52 | .52 | 0 | %100 |
| 35 | MP4A | X | .3 | .3 | 0 | %100 |
| 36 | MP4A | Z | .52 | .52 | 0 | %100 |
| 37 | MP5A | X | .3 | .3 | 0 | %100 |
| 38 | MP5A | Z | .52 | .52 | 0 | %100 |
| 39 | M32A | X | .279 | .279 | 0 | %100 |
| 40 | M32A | Z | .483 | .483 | 0 | %100 |
| 41 | M33A | X | .279 | .279 | 0 | %100 |
| 42 | M33A | Z | .483 | .483 | 0 | %100 |
| 43 | M34A | X | .07 | .07 | 0 | %100 |
| 44 | M34A | Z | .121 | .121 | 0 | %100 |
| 45 | M35A | X | .07 | .07 | 0 | %100 |
| 46 | M35A | Z | .121 | .121 | 0 | %100 |
| 47 | MP1C | X | .3 | .3 | 0 | %100 |
| 48 | MP1C | Z | .52 | .52 | 0 | %100 |
| 49 | MP2C | X | .3 | .3 | 0 | %100 |
| 50 | MP2C | Z | .52 | .52 | 0 | %100 |
| 51 | MP3C | X | .3 | .3 | 0 | %100 |
| 52 | MP3C | Z | .52 | .52 | 0 | %100 |
| 53 | MP4C | X | .3 | .3 | 0 | %100 |
| 54 | MP4C | Z | .52 | .52 | 0 | %100 |
| 55 | MP5C | X | .3 | .3 | 0 | %100 |
| 56 | MP5C | Z | .52 | .52 | 0 | %100 |
| 57 | MP1B | X | .3 | .3 | 0 | %100 |
| 58 | MP1B | Z | .52 | .52 | 0 | %100 |
| 59 | MP2B | X | .3 | .3 | 0 | %100 |
| 60 | MP2B | Z | .52 | .52 | 0 | %100 |
| 61 | MP3B | X | .3 | .3 | 0 | %100 |
| 62 | MP3B | Z | .52 | .52 | 0 | %100 |
| 63 | MP4B | X | .3 | .3 | 0 | %100 |
| 64 | MP4B | Z | .52 | .52 | 0 | %100 |
| 65 | MP5B | X | .3 | .3 | 0 | %100 |
| 66 | MP5B | Z | .52 | .52 | 0 | %100 |
| 67 | M57 | X | .3 | .3 | 0 | %100 |
| 68 | M57 | Z | .52 | .52 | 0 | %100 |
| 69 | M57A | X | .451 | .451 | 0 | %100 |
| 70 | M57A | Z | .782 | .782 | 0 | %100 |
| 71 | M58 | X | .563 | .563 | 0 | %100 |
| 72 | M58 | Z | .975 | .975 | 0 | %100 |
| 73 | M59 | X | .451 | .451 | 0 | %100 |
| 74 | M59 | Z | .782 | .782 | 0 | %100 |

Member Distributed Loads (BLC 71 : Structure Wm (180 Deg))

| | Member Label | Direction | Start Magnitude[lb/ft,... | End Magnitude[lb/ft,F... | Start Location[ft, %] | End Location[ft, %] |
|---|--------------|-----------|---------------------------|--------------------------|-----------------------|---------------------|
| 1 | MP1A | X | 0 | 0 | 0 | %100 |
| 2 | MP1A | Z | .601 | .601 | 0 | %100 |
| 3 | M7 | X | 0 | 0 | 0 | %100 |



Company :
 Designer :
 Job Number :
 Model Name :

July 2, 2023
 4:09 PM
 Checked By: _____

Member Distributed Loads (BLC 71 : Structure Wm (180 Deg)) (Continued)

| Member Label | Direction | Start Magnitude[lb/ft,... | End Magnitude[lb/ft,F... | Start Location[ft, %] | End Location[ft, %] |
|--------------|-----------|---------------------------|--------------------------|-----------------------|---------------------|
| 4 | M7 | Z | 1.054 | 1.054 | 0 %100 |
| 5 | M17 | X | 0 | 0 | 0 %100 |
| 6 | M17 | Z | 0 | 0 | 0 %100 |
| 7 | M48 | X | 0 | 0 | 0 %100 |
| 8 | M48 | Z | 0 | 0 | 0 %100 |
| 9 | M49 | X | 0 | 0 | 0 %100 |
| 10 | M49 | Z | 0 | 0 | 0 %100 |
| 11 | M50 | X | 0 | 0 | 0 %100 |
| 12 | M50 | Z | 0 | 0 | 0 %100 |
| 13 | M51 | X | 0 | 0 | 0 %100 |
| 14 | M51 | Z | 0 | 0 | 0 %100 |
| 15 | M12 | X | 0 | 0 | 0 %100 |
| 16 | M12 | Z | .263 | .263 | 0 %100 |
| 17 | M13 | X | 0 | 0 | 0 %100 |
| 18 | M13 | Z | .263 | .263 | 0 %100 |
| 19 | M21 | X | 0 | 0 | 0 %100 |
| 20 | M21 | Z | .418 | .418 | 0 %100 |
| 21 | M22 | X | 0 | 0 | 0 %100 |
| 22 | M22 | Z | .418 | .418 | 0 %100 |
| 23 | M25 | X | 0 | 0 | 0 %100 |
| 24 | M25 | Z | .418 | .418 | 0 %100 |
| 25 | M26 | X | 0 | 0 | 0 %100 |
| 26 | M26 | Z | .418 | .418 | 0 %100 |
| 27 | M26A | X | 0 | 0 | 0 %100 |
| 28 | M26A | Z | .762 | .762 | 0 %100 |
| 29 | M27A | X | 0 | 0 | 0 %100 |
| 30 | M27A | Z | .762 | .762 | 0 %100 |
| 31 | MP2A | X | 0 | 0 | 0 %100 |
| 32 | MP2A | Z | .601 | .601 | 0 %100 |
| 33 | MP3A | X | 0 | 0 | 0 %100 |
| 34 | MP3A | Z | .601 | .601 | 0 %100 |
| 35 | MP4A | X | 0 | 0 | 0 %100 |
| 36 | MP4A | Z | .601 | .601 | 0 %100 |
| 37 | MP5A | X | 0 | 0 | 0 %100 |
| 38 | MP5A | Z | .601 | .601 | 0 %100 |
| 39 | M32A | X | 0 | 0 | 0 %100 |
| 40 | M32A | Z | .418 | .418 | 0 %100 |
| 41 | M33A | X | 0 | 0 | 0 %100 |
| 42 | M33A | Z | .418 | .418 | 0 %100 |
| 43 | M34A | X | 0 | 0 | 0 %100 |
| 44 | M34A | Z | .418 | .418 | 0 %100 |
| 45 | M35A | X | 0 | 0 | 0 %100 |
| 46 | M35A | Z | .418 | .418 | 0 %100 |
| 47 | MP1C | X | 0 | 0 | 0 %100 |
| 48 | MP1C | Z | .601 | .601 | 0 %100 |
| 49 | MP2C | X | 0 | 0 | 0 %100 |
| 50 | MP2C | Z | .601 | .601 | 0 %100 |
| 51 | MP3C | X | 0 | 0 | 0 %100 |
| 52 | MP3C | Z | .601 | .601 | 0 %100 |
| 53 | MP4C | X | 0 | 0 | 0 %100 |
| 54 | MP4C | Z | .601 | .601 | 0 %100 |
| 55 | MP5C | X | 0 | 0 | 0 %100 |
| 56 | MP5C | Z | .601 | .601 | 0 %100 |
| 57 | MP1B | X | 0 | 0 | 0 %100 |
| 58 | MP1B | Z | .601 | .601 | 0 %100 |
| 59 | MP2B | X | 0 | 0 | 0 %100 |
| 60 | MP2B | Z | .601 | .601 | 0 %100 |



Company :
 Designer :
 Job Number :
 Model Name :

July 2, 2023
 4:09 PM
 Checked By: _____

Member Distributed Loads (BLC 71 : Structure Wm (180 Deg)) (Continued)

| | Member Label | Direction | Start Magnitude[lb/ft.... | End Magnitude[lb/ft.F... | Start Location[ft.%] | End Location[ft.%] |
|----|--------------|-----------|---------------------------|--------------------------|----------------------|--------------------|
| 61 | MP3B | X | 0 | 0 | 0 | %100 |
| 62 | MP3B | Z | .601 | .601 | 0 | %100 |
| 63 | MP4B | X | 0 | 0 | 0 | %100 |
| 64 | MP4B | Z | .601 | .601 | 0 | %100 |
| 65 | MP5B | X | 0 | 0 | 0 | %100 |
| 66 | MP5B | Z | .601 | .601 | 0 | %100 |
| 67 | M57 | X | 0 | 0 | 0 | %100 |
| 68 | M57 | Z | .601 | .601 | 0 | %100 |
| 69 | M57A | X | 0 | 0 | 0 | %100 |
| 70 | M57A | Z | .828 | .828 | 0 | %100 |
| 71 | M58 | X | 0 | 0 | 0 | %100 |
| 72 | M58 | Z | 1.052 | 1.052 | 0 | %100 |
| 73 | M59 | X | 0 | 0 | 0 | %100 |
| 74 | M59 | Z | 1.052 | 1.052 | 0 | %100 |

Member Distributed Loads (BLC 72 : Structure Wm (210 Deg))

| | Member Label | Direction | Start Magnitude[lb/ft.... | End Magnitude[lb/ft.F... | Start Location[ft.%] | End Location[ft.%] |
|----|--------------|-----------|---------------------------|--------------------------|----------------------|--------------------|
| 1 | MP1A | X | -.3 | -.3 | 0 | %100 |
| 2 | MP1A | Z | .52 | .52 | 0 | %100 |
| 3 | M7 | X | -.395 | -.395 | 0 | %100 |
| 4 | M7 | Z | .684 | .684 | 0 | %100 |
| 5 | M17 | X | -.127 | -.127 | 0 | %100 |
| 6 | M17 | Z | .22 | .22 | 0 | %100 |
| 7 | M48 | X | -.07 | -.07 | 0 | %100 |
| 8 | M48 | Z | .121 | .121 | 0 | %100 |
| 9 | M49 | X | -.07 | -.07 | 0 | %100 |
| 10 | M49 | Z | .121 | .121 | 0 | %100 |
| 11 | M50 | X | -.07 | -.07 | 0 | %100 |
| 12 | M50 | Z | .121 | .121 | 0 | %100 |
| 13 | M51 | X | -.07 | -.07 | 0 | %100 |
| 14 | M51 | Z | .121 | .121 | 0 | %100 |
| 15 | M12 | X | -.395 | -.395 | 0 | %100 |
| 16 | M12 | Z | .684 | .684 | 0 | %100 |
| 17 | M13 | X | 0 | 0 | 0 | %100 |
| 18 | M13 | Z | 0 | 0 | 0 | %100 |
| 19 | M21 | X | -.07 | -.07 | 0 | %100 |
| 20 | M21 | Z | .121 | .121 | 0 | %100 |
| 21 | M22 | X | -.07 | -.07 | 0 | %100 |
| 22 | M22 | Z | .121 | .121 | 0 | %100 |
| 23 | M25 | X | -.279 | -.279 | 0 | %100 |
| 24 | M25 | Z | .483 | .483 | 0 | %100 |
| 25 | M26 | X | -.279 | -.279 | 0 | %100 |
| 26 | M26 | Z | .483 | .483 | 0 | %100 |
| 27 | M26A | X | -.127 | -.127 | 0 | %100 |
| 28 | M26A | Z | .22 | .22 | 0 | %100 |
| 29 | M27A | X | -.508 | -.508 | 0 | %100 |
| 30 | M27A | Z | .88 | .88 | 0 | %100 |
| 31 | MP2A | X | -.3 | -.3 | 0 | %100 |
| 32 | MP2A | Z | .52 | .52 | 0 | %100 |
| 33 | MP3A | X | -.3 | -.3 | 0 | %100 |
| 34 | MP3A | Z | .52 | .52 | 0 | %100 |
| 35 | MP4A | X | -.3 | -.3 | 0 | %100 |
| 36 | MP4A | Z | .52 | .52 | 0 | %100 |
| 37 | MP5A | X | -.3 | -.3 | 0 | %100 |
| 38 | MP5A | Z | .52 | .52 | 0 | %100 |
| 39 | M32A | X | -.07 | -.07 | 0 | %100 |



Company :
 Designer :
 Job Number :
 Model Name :

July 2, 2023
 4:09 PM
 Checked By: _____

Member Distributed Loads (BLC 72 : Structure Wm (210 Deg)) (Continued)

| | Member Label | Direction | Start Magnitude[lb/ft.... | End Magnitude[lb/ft.F... | Start Location[ft.%] | End Location[ft.%] |
|----|--------------|-----------|---------------------------|--------------------------|----------------------|--------------------|
| 40 | M32A | Z | .121 | .121 | 0 | %100 |
| 41 | M33A | X | -.07 | -.07 | 0 | %100 |
| 42 | M33A | Z | .121 | .121 | 0 | %100 |
| 43 | M34A | X | -.279 | -.279 | 0 | %100 |
| 44 | M34A | Z | .483 | .483 | 0 | %100 |
| 45 | M35A | X | -.279 | -.279 | 0 | %100 |
| 46 | M35A | Z | .483 | .483 | 0 | %100 |
| 47 | MP1C | X | -.3 | -.3 | 0 | %100 |
| 48 | MP1C | Z | .52 | .52 | 0 | %100 |
| 49 | MP2C | X | -.3 | -.3 | 0 | %100 |
| 50 | MP2C | Z | .52 | .52 | 0 | %100 |
| 51 | MP3C | X | -.3 | -.3 | 0 | %100 |
| 52 | MP3C | Z | .52 | .52 | 0 | %100 |
| 53 | MP4C | X | -.3 | -.3 | 0 | %100 |
| 54 | MP4C | Z | .52 | .52 | 0 | %100 |
| 55 | MP5C | X | -.3 | -.3 | 0 | %100 |
| 56 | MP5C | Z | .52 | .52 | 0 | %100 |
| 57 | MP1B | X | -.3 | -.3 | 0 | %100 |
| 58 | MP1B | Z | .52 | .52 | 0 | %100 |
| 59 | MP2B | X | -.3 | -.3 | 0 | %100 |
| 60 | MP2B | Z | .52 | .52 | 0 | %100 |
| 61 | MP3B | X | -.3 | -.3 | 0 | %100 |
| 62 | MP3B | Z | .52 | .52 | 0 | %100 |
| 63 | MP4B | X | -.3 | -.3 | 0 | %100 |
| 64 | MP4B | Z | .52 | .52 | 0 | %100 |
| 65 | MP5B | X | -.3 | -.3 | 0 | %100 |
| 66 | MP5B | Z | .52 | .52 | 0 | %100 |
| 67 | M57 | X | -.3 | -.3 | 0 | %100 |
| 68 | M57 | Z | .52 | .52 | 0 | %100 |
| 69 | M57A | X | -.451 | -.451 | 0 | %100 |
| 70 | M57A | Z | .782 | .782 | 0 | %100 |
| 71 | M58 | X | -.451 | -.451 | 0 | %100 |
| 72 | M58 | Z | .782 | .782 | 0 | %100 |
| 73 | M59 | X | -.563 | -.563 | 0 | %100 |
| 74 | M59 | Z | .975 | .975 | 0 | %100 |

Member Distributed Loads (BLC 73 : Structure Wm (240 Deg))

| | Member Label | Direction | Start Magnitude[lb/ft.... | End Magnitude[lb/ft.F... | Start Location[ft.%] | End Location[ft.%] |
|----|--------------|-----------|---------------------------|--------------------------|----------------------|--------------------|
| 1 | MP1A | X | -.52 | -.52 | 0 | %100 |
| 2 | MP1A | Z | .3 | .3 | 0 | %100 |
| 3 | M7 | X | -.228 | -.228 | 0 | %100 |
| 4 | M7 | Z | .132 | .132 | 0 | %100 |
| 5 | M17 | X | -.66 | -.66 | 0 | %100 |
| 6 | M17 | Z | .381 | .381 | 0 | %100 |
| 7 | M48 | X | -.362 | -.362 | 0 | %100 |
| 8 | M48 | Z | .209 | .209 | 0 | %100 |
| 9 | M49 | X | -.362 | -.362 | 0 | %100 |
| 10 | M49 | Z | .209 | .209 | 0 | %100 |
| 11 | M50 | X | -.362 | -.362 | 0 | %100 |
| 12 | M50 | Z | .209 | .209 | 0 | %100 |
| 13 | M51 | X | -.362 | -.362 | 0 | %100 |
| 14 | M51 | Z | .209 | .209 | 0 | %100 |
| 15 | M12 | X | -.912 | -.912 | 0 | %100 |
| 16 | M12 | Z | .527 | .527 | 0 | %100 |
| 17 | M13 | X | -.228 | -.228 | 0 | %100 |
| 18 | M13 | Z | .132 | .132 | 0 | %100 |



Company :
 Designer :
 Job Number :
 Model Name :

July 2, 2023
 4:09 PM
 Checked By: _____

Member Distributed Loads (BLC 73 : Structure Wm (240 Deg)) (Continued)

| | Member Label | Direction | Start Magnitude[lb/ft,... | End Magnitude[lb/ft,F... | Start Location[ft, %] | End Location[ft, %] |
|----|--------------|-----------|---------------------------|--------------------------|-----------------------|---------------------|
| 19 | M21 | X | 0 | 0 | 0 | %100 |
| 20 | M21 | Z | 0 | 0 | 0 | %100 |
| 21 | M22 | X | 0 | 0 | 0 | %100 |
| 22 | M22 | Z | 0 | 0 | 0 | %100 |
| 23 | M25 | X | -.362 | -.362 | 0 | %100 |
| 24 | M25 | Z | .209 | .209 | 0 | %100 |
| 25 | M26 | X | -.362 | -.362 | 0 | %100 |
| 26 | M26 | Z | .209 | .209 | 0 | %100 |
| 27 | M26A | X | 0 | 0 | 0 | %100 |
| 28 | M26A | Z | 0 | 0 | 0 | %100 |
| 29 | M27A | X | -.66 | -.66 | 0 | %100 |
| 30 | M27A | Z | .381 | .381 | 0 | %100 |
| 31 | MP2A | X | -.52 | -.52 | 0 | %100 |
| 32 | MP2A | Z | .3 | .3 | 0 | %100 |
| 33 | MP3A | X | -.52 | -.52 | 0 | %100 |
| 34 | MP3A | Z | .3 | .3 | 0 | %100 |
| 35 | MP4A | X | -.52 | -.52 | 0 | %100 |
| 36 | MP4A | Z | .3 | .3 | 0 | %100 |
| 37 | MP5A | X | -.52 | -.52 | 0 | %100 |
| 38 | MP5A | Z | .3 | .3 | 0 | %100 |
| 39 | M32A | X | 0 | 0 | 0 | %100 |
| 40 | M32A | Z | 0 | 0 | 0 | %100 |
| 41 | M33A | X | 0 | 0 | 0 | %100 |
| 42 | M33A | Z | 0 | 0 | 0 | %100 |
| 43 | M34A | X | -.362 | -.362 | 0 | %100 |
| 44 | M34A | Z | .209 | .209 | 0 | %100 |
| 45 | M35A | X | -.362 | -.362 | 0 | %100 |
| 46 | M35A | Z | .209 | .209 | 0 | %100 |
| 47 | MP1C | X | -.52 | -.52 | 0 | %100 |
| 48 | MP1C | Z | .3 | .3 | 0 | %100 |
| 49 | MP2C | X | -.52 | -.52 | 0 | %100 |
| 50 | MP2C | Z | .3 | .3 | 0 | %100 |
| 51 | MP3C | X | -.52 | -.52 | 0 | %100 |
| 52 | MP3C | Z | .3 | .3 | 0 | %100 |
| 53 | MP4C | X | -.52 | -.52 | 0 | %100 |
| 54 | MP4C | Z | .3 | .3 | 0 | %100 |
| 55 | MP5C | X | -.52 | -.52 | 0 | %100 |
| 56 | MP5C | Z | .3 | .3 | 0 | %100 |
| 57 | MP1B | X | -.52 | -.52 | 0 | %100 |
| 58 | MP1B | Z | .3 | .3 | 0 | %100 |
| 59 | MP2B | X | -.52 | -.52 | 0 | %100 |
| 60 | MP2B | Z | .3 | .3 | 0 | %100 |
| 61 | MP3B | X | -.52 | -.52 | 0 | %100 |
| 62 | MP3B | Z | .3 | .3 | 0 | %100 |
| 63 | MP4B | X | -.52 | -.52 | 0 | %100 |
| 64 | MP4B | Z | .3 | .3 | 0 | %100 |
| 65 | MP5B | X | -.52 | -.52 | 0 | %100 |
| 66 | MP5B | Z | .3 | .3 | 0 | %100 |
| 67 | M57 | X | -.52 | -.52 | 0 | %100 |
| 68 | M57 | Z | .3 | .3 | 0 | %100 |
| 69 | M57A | X | -.911 | -.911 | 0 | %100 |
| 70 | M57A | Z | .526 | .526 | 0 | %100 |
| 71 | M58 | X | -.717 | -.717 | 0 | %100 |
| 72 | M58 | Z | .414 | .414 | 0 | %100 |
| 73 | M59 | X | -.911 | -.911 | 0 | %100 |
| 74 | M59 | Z | .526 | .526 | 0 | %100 |



Company :
 Designer :
 Job Number :
 Model Name :

July 2, 2023
 4:09 PM
 Checked By: _____

Member Distributed Loads (BLC 74 : Structure Wm (270 Deg))

| Member Label | Direction | Start Magnitude[lb/ft,... | End Magnitude[lb/ft,F... | Start Location[ft, %] | End Location[ft, %] |
|--------------|-----------|---------------------------|--------------------------|-----------------------|---------------------|
| 1 | MP1A | X | -601 | -601 | 0 %100 |
| 2 | MP1A | Z | 0 | 0 | 0 %100 |
| 3 | M7 | X | 0 | 0 | 0 %100 |
| 4 | M7 | Z | 0 | 0 | 0 %100 |
| 5 | M17 | X | -1.017 | -1.017 | 0 %100 |
| 6 | M17 | Z | 0 | 0 | 0 %100 |
| 7 | M48 | X | -557 | -557 | 0 %100 |
| 8 | M48 | Z | 0 | 0 | 0 %100 |
| 9 | M49 | X | -557 | -557 | 0 %100 |
| 10 | M49 | Z | 0 | 0 | 0 %100 |
| 11 | M50 | X | -557 | -557 | 0 %100 |
| 12 | M50 | Z | 0 | 0 | 0 %100 |
| 13 | M51 | X | -557 | -557 | 0 %100 |
| 14 | M51 | Z | 0 | 0 | 0 %100 |
| 15 | M12 | X | -79 | -79 | 0 %100 |
| 16 | M12 | Z | 0 | 0 | 0 %100 |
| 17 | M13 | X | -79 | -79 | 0 %100 |
| 18 | M13 | Z | 0 | 0 | 0 %100 |
| 19 | M21 | X | -139 | -139 | 0 %100 |
| 20 | M21 | Z | 0 | 0 | 0 %100 |
| 21 | M22 | X | -139 | -139 | 0 %100 |
| 22 | M22 | Z | 0 | 0 | 0 %100 |
| 23 | M25 | X | -139 | -139 | 0 %100 |
| 24 | M25 | Z | 0 | 0 | 0 %100 |
| 25 | M26 | X | -139 | -139 | 0 %100 |
| 26 | M26 | Z | 0 | 0 | 0 %100 |
| 27 | M26A | X | -254 | -254 | 0 %100 |
| 28 | M26A | Z | 0 | 0 | 0 %100 |
| 29 | M27A | X | -254 | -254 | 0 %100 |
| 30 | M27A | Z | 0 | 0 | 0 %100 |
| 31 | MP2A | X | -601 | -601 | 0 %100 |
| 32 | MP2A | Z | 0 | 0 | 0 %100 |
| 33 | MP3A | X | -601 | -601 | 0 %100 |
| 34 | MP3A | Z | 0 | 0 | 0 %100 |
| 35 | MP4A | X | -601 | -601 | 0 %100 |
| 36 | MP4A | Z | 0 | 0 | 0 %100 |
| 37 | MP5A | X | -601 | -601 | 0 %100 |
| 38 | MP5A | Z | 0 | 0 | 0 %100 |
| 39 | M32A | X | -139 | -139 | 0 %100 |
| 40 | M32A | Z | 0 | 0 | 0 %100 |
| 41 | M33A | X | -139 | -139 | 0 %100 |
| 42 | M33A | Z | 0 | 0 | 0 %100 |
| 43 | M34A | X | -139 | -139 | 0 %100 |
| 44 | M34A | Z | 0 | 0 | 0 %100 |
| 45 | M35A | X | -139 | -139 | 0 %100 |
| 46 | M35A | Z | 0 | 0 | 0 %100 |
| 47 | MP1C | X | -601 | -601 | 0 %100 |
| 48 | MP1C | Z | 0 | 0 | 0 %100 |
| 49 | MP2C | X | -601 | -601 | 0 %100 |
| 50 | MP2C | Z | 0 | 0 | 0 %100 |
| 51 | MP3C | X | -601 | -601 | 0 %100 |
| 52 | MP3C | Z | 0 | 0 | 0 %100 |
| 53 | MP4C | X | -601 | -601 | 0 %100 |
| 54 | MP4C | Z | 0 | 0 | 0 %100 |
| 55 | MP5C | X | -601 | -601 | 0 %100 |
| 56 | MP5C | Z | 0 | 0 | 0 %100 |
| 57 | MP1B | X | -601 | -601 | 0 %100 |



Company :
 Designer :
 Job Number :
 Model Name :

July 2, 2023
 4:09 PM
 Checked By: _____

Member Distributed Loads (BLC 74 : Structure Wm (270 Deg)) (Continued)

| | Member Label | Direction | Start Magnitude[lb/ft,... | End Magnitude[lb/ft,F... | Start Location[ft, %] | End Location[ft, %] |
|----|--------------|-----------|---------------------------|--------------------------|-----------------------|---------------------|
| 58 | MP1B | Z | 0 | 0 | 0 | %100 |
| 59 | MP2B | X | -.601 | -.601 | 0 | %100 |
| 60 | MP2B | Z | 0 | 0 | 0 | %100 |
| 61 | MP3B | X | -.601 | -.601 | 0 | %100 |
| 62 | MP3B | Z | 0 | 0 | 0 | %100 |
| 63 | MP4B | X | -.601 | -.601 | 0 | %100 |
| 64 | MP4B | Z | 0 | 0 | 0 | %100 |
| 65 | MP5B | X | -.601 | -.601 | 0 | %100 |
| 66 | MP5B | Z | 0 | 0 | 0 | %100 |
| 67 | M57 | X | -.601 | -.601 | 0 | %100 |
| 68 | M57 | Z | 0 | 0 | 0 | %100 |
| 69 | M57A | X | -1.126 | -1.126 | 0 | %100 |
| 70 | M57A | Z | 0 | 0 | 0 | %100 |
| 71 | M58 | X | -.903 | -.903 | 0 | %100 |
| 72 | M58 | Z | 0 | 0 | 0 | %100 |
| 73 | M59 | X | -.903 | -.903 | 0 | %100 |
| 74 | M59 | Z | 0 | 0 | 0 | %100 |

Member Distributed Loads (BLC 75 : Structure Wm (300 Deg))

| | Member Label | Direction | Start Magnitude[lb/ft,... | End Magnitude[lb/ft,F... | Start Location[ft, %] | End Location[ft, %] |
|----|--------------|-----------|---------------------------|--------------------------|-----------------------|---------------------|
| 1 | MP1A | X | -.52 | -.52 | 0 | %100 |
| 2 | MP1A | Z | -.3 | -.3 | 0 | %100 |
| 3 | M7 | X | -.228 | -.228 | 0 | %100 |
| 4 | M7 | Z | -.132 | -.132 | 0 | %100 |
| 5 | M17 | X | -.66 | -.66 | 0 | %100 |
| 6 | M17 | Z | -.381 | -.381 | 0 | %100 |
| 7 | M48 | X | -.362 | -.362 | 0 | %100 |
| 8 | M48 | Z | -.209 | -.209 | 0 | %100 |
| 9 | M49 | X | -.362 | -.362 | 0 | %100 |
| 10 | M49 | Z | -.209 | -.209 | 0 | %100 |
| 11 | M50 | X | -.362 | -.362 | 0 | %100 |
| 12 | M50 | Z | -.209 | -.209 | 0 | %100 |
| 13 | M51 | X | -.362 | -.362 | 0 | %100 |
| 14 | M51 | Z | -.209 | -.209 | 0 | %100 |
| 15 | M12 | X | -.228 | -.228 | 0 | %100 |
| 16 | M12 | Z | -.132 | -.132 | 0 | %100 |
| 17 | M13 | X | -.912 | -.912 | 0 | %100 |
| 18 | M13 | Z | -.527 | -.527 | 0 | %100 |
| 19 | M21 | X | -.362 | -.362 | 0 | %100 |
| 20 | M21 | Z | -.209 | -.209 | 0 | %100 |
| 21 | M22 | X | -.362 | -.362 | 0 | %100 |
| 22 | M22 | Z | -.209 | -.209 | 0 | %100 |
| 23 | M25 | X | 0 | 0 | 0 | %100 |
| 24 | M25 | Z | 0 | 0 | 0 | %100 |
| 25 | M26 | X | 0 | 0 | 0 | %100 |
| 26 | M26 | Z | 0 | 0 | 0 | %100 |
| 27 | M26A | X | -.66 | -.66 | 0 | %100 |
| 28 | M26A | Z | -.381 | -.381 | 0 | %100 |
| 29 | M27A | X | 0 | 0 | 0 | %100 |
| 30 | M27A | Z | 0 | 0 | 0 | %100 |
| 31 | MP2A | X | -.52 | -.52 | 0 | %100 |
| 32 | MP2A | Z | -.3 | -.3 | 0 | %100 |
| 33 | MP3A | X | -.52 | -.52 | 0 | %100 |
| 34 | MP3A | Z | -.3 | -.3 | 0 | %100 |
| 35 | MP4A | X | -.52 | -.52 | 0 | %100 |
| 36 | MP4A | Z | -.3 | -.3 | 0 | %100 |

Member Distributed Loads (BLC 75 : Structure Wm (300 Deg)) (Continued)

| | Member Label | Direction | Start Magnitude[lb/ft.... | End Magnitude[lb/ft.F... | Start Location[ft.%] | End Location[ft.%] |
|----|--------------|-----------|---------------------------|--------------------------|----------------------|--------------------|
| 37 | MP5A | X | -52 | -52 | 0 | %100 |
| 38 | MP5A | Z | -3 | -3 | 0 | %100 |
| 39 | M32A | X | -362 | -362 | 0 | %100 |
| 40 | M32A | Z | -209 | -209 | 0 | %100 |
| 41 | M33A | X | -362 | -362 | 0 | %100 |
| 42 | M33A | Z | -209 | -209 | 0 | %100 |
| 43 | M34A | X | 0 | 0 | 0 | %100 |
| 44 | M34A | Z | 0 | 0 | 0 | %100 |
| 45 | M35A | X | 0 | 0 | 0 | %100 |
| 46 | M35A | Z | 0 | 0 | 0 | %100 |
| 47 | MP1C | X | -52 | -52 | 0 | %100 |
| 48 | MP1C | Z | -3 | -3 | 0 | %100 |
| 49 | MP2C | X | -52 | -52 | 0 | %100 |
| 50 | MP2C | Z | -3 | -3 | 0 | %100 |
| 51 | MP3C | X | -52 | -52 | 0 | %100 |
| 52 | MP3C | Z | -3 | -3 | 0 | %100 |
| 53 | MP4C | X | -52 | -52 | 0 | %100 |
| 54 | MP4C | Z | -3 | -3 | 0 | %100 |
| 55 | MP5C | X | -52 | -52 | 0 | %100 |
| 56 | MP5C | Z | -3 | -3 | 0 | %100 |
| 57 | MP1B | X | -52 | -52 | 0 | %100 |
| 58 | MP1B | Z | -3 | -3 | 0 | %100 |
| 59 | MP2B | X | -52 | -52 | 0 | %100 |
| 60 | MP2B | Z | -3 | -3 | 0 | %100 |
| 61 | MP3B | X | -52 | -52 | 0 | %100 |
| 62 | MP3B | Z | -3 | -3 | 0 | %100 |
| 63 | MP4B | X | -52 | -52 | 0 | %100 |
| 64 | MP4B | Z | -3 | -3 | 0 | %100 |
| 65 | MP5B | X | -52 | -52 | 0 | %100 |
| 66 | MP5B | Z | -3 | -3 | 0 | %100 |
| 67 | M57 | X | -52 | -52 | 0 | %100 |
| 68 | M57 | Z | -3 | -3 | 0 | %100 |
| 69 | M57A | X | -911 | -911 | 0 | %100 |
| 70 | M57A | Z | -526 | -526 | 0 | %100 |
| 71 | M58 | X | -911 | -911 | 0 | %100 |
| 72 | M58 | Z | -526 | -526 | 0 | %100 |
| 73 | M59 | X | -717 | -717 | 0 | %100 |
| 74 | M59 | Z | -414 | -414 | 0 | %100 |

Member Distributed Loads (BLC 76 : Structure Wm (330 Deg))

| | Member Label | Direction | Start Magnitude[lb/ft.... | End Magnitude[lb/ft.F... | Start Location[ft.%] | End Location[ft.%] |
|----|--------------|-----------|---------------------------|--------------------------|----------------------|--------------------|
| 1 | MP1A | X | -3 | -3 | 0 | %100 |
| 2 | MP1A | Z | -52 | -52 | 0 | %100 |
| 3 | M7 | X | -395 | -395 | 0 | %100 |
| 4 | M7 | Z | -684 | -684 | 0 | %100 |
| 5 | M17 | X | -127 | -127 | 0 | %100 |
| 6 | M17 | Z | -22 | -22 | 0 | %100 |
| 7 | M48 | X | -07 | -07 | 0 | %100 |
| 8 | M48 | Z | -121 | -121 | 0 | %100 |
| 9 | M49 | X | -07 | -07 | 0 | %100 |
| 10 | M49 | Z | -121 | -121 | 0 | %100 |
| 11 | M50 | X | -07 | -07 | 0 | %100 |
| 12 | M50 | Z | -121 | -121 | 0 | %100 |
| 13 | M51 | X | -07 | -07 | 0 | %100 |
| 14 | M51 | Z | -121 | -121 | 0 | %100 |
| 15 | M12 | X | 0 | 0 | 0 | %100 |



Company :
 Designer :
 Job Number :
 Model Name :

July 2, 2023
 4:09 PM
 Checked By: _____

Member Distributed Loads (BLC 76 : Structure Wm (330 Deg)) (Continued)

| | Member Label | Direction | Start Magnitude[lb/ft,... | End Magnitude[lb/ft,F... | Start Location[ft, %] | End Location[ft, %] |
|----|--------------|-----------|---------------------------|--------------------------|-----------------------|---------------------|
| 16 | M12 | Z | 0 | 0 | 0 | %100 |
| 17 | M13 | X | -.395 | -.395 | 0 | %100 |
| 18 | M13 | Z | -.684 | -.684 | 0 | %100 |
| 19 | M21 | X | -.279 | -.279 | 0 | %100 |
| 20 | M21 | Z | -.483 | -.483 | 0 | %100 |
| 21 | M22 | X | -.279 | -.279 | 0 | %100 |
| 22 | M22 | Z | -.483 | -.483 | 0 | %100 |
| 23 | M25 | X | -.07 | -.07 | 0 | %100 |
| 24 | M25 | Z | -.121 | -.121 | 0 | %100 |
| 25 | M26 | X | -.07 | -.07 | 0 | %100 |
| 26 | M26 | Z | -.121 | -.121 | 0 | %100 |
| 27 | M26A | X | -.508 | -.508 | 0 | %100 |
| 28 | M26A | Z | -.88 | -.88 | 0 | %100 |
| 29 | M27A | X | -.127 | -.127 | 0 | %100 |
| 30 | M27A | Z | -.22 | -.22 | 0 | %100 |
| 31 | MP2A | X | -.3 | -.3 | 0 | %100 |
| 32 | MP2A | Z | -.52 | -.52 | 0 | %100 |
| 33 | MP3A | X | -.3 | -.3 | 0 | %100 |
| 34 | MP3A | Z | -.52 | -.52 | 0 | %100 |
| 35 | MP4A | X | -.3 | -.3 | 0 | %100 |
| 36 | MP4A | Z | -.52 | -.52 | 0 | %100 |
| 37 | MP5A | X | -.3 | -.3 | 0 | %100 |
| 38 | MP5A | Z | -.52 | -.52 | 0 | %100 |
| 39 | M32A | X | -.279 | -.279 | 0 | %100 |
| 40 | M32A | Z | -.483 | -.483 | 0 | %100 |
| 41 | M33A | X | -.279 | -.279 | 0 | %100 |
| 42 | M33A | Z | -.483 | -.483 | 0 | %100 |
| 43 | M34A | X | -.07 | -.07 | 0 | %100 |
| 44 | M34A | Z | -.121 | -.121 | 0 | %100 |
| 45 | M35A | X | -.07 | -.07 | 0 | %100 |
| 46 | M35A | Z | -.121 | -.121 | 0 | %100 |
| 47 | MP1C | X | -.3 | -.3 | 0 | %100 |
| 48 | MP1C | Z | -.52 | -.52 | 0 | %100 |
| 49 | MP2C | X | -.3 | -.3 | 0 | %100 |
| 50 | MP2C | Z | -.52 | -.52 | 0 | %100 |
| 51 | MP3C | X | -.3 | -.3 | 0 | %100 |
| 52 | MP3C | Z | -.52 | -.52 | 0 | %100 |
| 53 | MP4C | X | -.3 | -.3 | 0 | %100 |
| 54 | MP4C | Z | -.52 | -.52 | 0 | %100 |
| 55 | MP5C | X | -.3 | -.3 | 0 | %100 |
| 56 | MP5C | Z | -.52 | -.52 | 0 | %100 |
| 57 | MP1B | X | -.3 | -.3 | 0 | %100 |
| 58 | MP1B | Z | -.52 | -.52 | 0 | %100 |
| 59 | MP2B | X | -.3 | -.3 | 0 | %100 |
| 60 | MP2B | Z | -.52 | -.52 | 0 | %100 |
| 61 | MP3B | X | -.3 | -.3 | 0 | %100 |
| 62 | MP3B | Z | -.52 | -.52 | 0 | %100 |
| 63 | MP4B | X | -.3 | -.3 | 0 | %100 |
| 64 | MP4B | Z | -.52 | -.52 | 0 | %100 |
| 65 | MP5B | X | -.3 | -.3 | 0 | %100 |
| 66 | MP5B | Z | -.52 | -.52 | 0 | %100 |
| 67 | M57 | X | -.3 | -.3 | 0 | %100 |
| 68 | M57 | Z | -.52 | -.52 | 0 | %100 |
| 69 | M57A | X | -.451 | -.451 | 0 | %100 |
| 70 | M57A | Z | -.782 | -.782 | 0 | %100 |
| 71 | M58 | X | -.563 | -.563 | 0 | %100 |
| 72 | M58 | Z | -.975 | -.975 | 0 | %100 |



Company :
 Designer :
 Job Number :
 Model Name :

July 2, 2023
 4:09 PM
 Checked By: _____

Member Distributed Loads (BLC 76 : Structure Wm (330 Deg)) (Continued)

| | Member Label | Direction | Start Magnitude[lb/ft.... | End Magnitude[lb/ft,F... | Start Location[ft.%,] | End Location[ft.%,] |
|----|--------------|-----------|---------------------------|--------------------------|-----------------------|---------------------|
| 73 | M59 | X | -451 | -451 | 0 | %100 |
| 74 | M59 | Z | -782 | -782 | 0 | %100 |

Member Distributed Loads (BLC 87 : BLC 39 Transient Area Loads)

| | Member Label | Direction | Start Magnitude[lb/ft.... | End Magnitude[lb/ft,F... | Start Location[ft.%,] | End Location[ft.%,] |
|----|--------------|-----------|---------------------------|--------------------------|-----------------------|---------------------|
| 1 | M7 | Y | -1.486 | -2.519 | 0 | 2.278 |
| 2 | M7 | Y | -2.519 | -3.469 | 2.278 | 4.556 |
| 3 | M7 | Y | -3.469 | -3.812 | 4.556 | 6.833 |
| 4 | M7 | Y | -3.812 | -4.054 | 6.833 | 9.111 |
| 5 | M7 | Y | -4.054 | -2.862 | 9.111 | 11.389 |
| 6 | M7 | Y | -2.862 | -.143 | 11.389 | 13.667 |
| 7 | M48 | Y | -3.012 | -3.012 | .156 | .875 |
| 8 | M49 | Y | -2.945 | -2.945 | .156 | .875 |
| 9 | M50 | Y | -2.901 | -2.901 | .156 | .875 |
| 10 | M51 | Y | -3.387 | -3.387 | .156 | .875 |
| 11 | M26A | Y | -2.627 | -2.627 | 2.505 | 3.311 |
| 12 | M27A | Y | -1.36 | -1.36 | 2.263 | 3.263 |
| 13 | M17 | Y | -1.36 | -1.36 | 2.263 | 3.263 |
| 14 | M12 | Y | -1.486 | -2.519 | 0 | 2.278 |
| 15 | M12 | Y | -2.519 | -3.469 | 2.278 | 4.556 |
| 16 | M12 | Y | -3.469 | -3.812 | 4.556 | 6.833 |
| 17 | M12 | Y | -3.812 | -4.054 | 6.833 | 9.111 |
| 18 | M12 | Y | -4.054 | -2.862 | 9.111 | 11.389 |
| 19 | M12 | Y | -2.862 | -.143 | 11.389 | 13.667 |
| 20 | M21 | Y | -2.945 | -2.945 | .156 | .875 |
| 21 | M22 | Y | -2.901 | -2.901 | .156 | .875 |
| 22 | M27A | Y | -2.627 | -2.627 | 2.505 | 3.311 |
| 23 | M32A | Y | -3.012 | -3.012 | .156 | .875 |
| 24 | M33A | Y | -3.387 | -3.387 | .156 | .875 |
| 25 | M17 | Y | -2.627 | -2.627 | 2.505 | 3.311 |
| 26 | M13 | Y | -1.486 | -2.519 | 0 | 2.278 |
| 27 | M13 | Y | -2.519 | -3.469 | 2.278 | 4.556 |
| 28 | M13 | Y | -3.469 | -3.812 | 4.556 | 6.833 |
| 29 | M13 | Y | -3.812 | -4.054 | 6.833 | 9.111 |
| 30 | M13 | Y | -4.054 | -2.862 | 9.111 | 11.389 |
| 31 | M13 | Y | -2.862 | -.143 | 11.389 | 13.667 |
| 32 | M25 | Y | -2.945 | -2.945 | .156 | .875 |
| 33 | M26 | Y | -2.901 | -2.901 | .156 | .875 |
| 34 | M26A | Y | -1.36 | -1.36 | 2.263 | 3.263 |
| 35 | M34A | Y | -3.012 | -3.012 | .156 | .875 |
| 36 | M35A | Y | -3.387 | -3.387 | .156 | .875 |

Member Distributed Loads (BLC 88 : BLC 40 Transient Area Loads)

| | Member Label | Direction | Start Magnitude[lb/ft.... | End Magnitude[lb/ft,F... | Start Location[ft.%,] | End Location[ft.%,] |
|----|--------------|-----------|---------------------------|--------------------------|-----------------------|---------------------|
| 1 | M7 | Y | -3.591 | -6.086 | 0 | 2.278 |
| 2 | M7 | Y | -6.086 | -8.38 | 2.278 | 4.556 |
| 3 | M7 | Y | -8.38 | -9.21 | 4.556 | 6.833 |
| 4 | M7 | Y | -9.21 | -9.796 | 6.833 | 9.111 |
| 5 | M7 | Y | -9.796 | -6.915 | 9.111 | 11.389 |
| 6 | M7 | Y | -6.915 | -.344 | 11.389 | 13.667 |
| 7 | M48 | Y | -7.278 | -7.278 | .156 | .875 |
| 8 | M49 | Y | -7.117 | -7.117 | .156 | .875 |
| 9 | M50 | Y | -7.01 | -7.01 | .156 | .875 |
| 10 | M51 | Y | -8.184 | -8.184 | .156 | .875 |
| 11 | M26A | Y | -6.347 | -6.347 | 2.505 | 3.311 |
| 12 | M27A | Y | -3.286 | -3.286 | 2.263 | 3.263 |



Company :
 Designer :
 Job Number :
 Model Name :

July 2, 2023
 4:09 PM
 Checked By: _____

Member Distributed Loads (BLC 88 : BLC 40 Transient Area Loads) (Continued)

| | Member Label | Direction | Start Magnitude[lb/ft.... | End Magnitude[lb/ft.F... | Start Location[ft.%] | End Location[ft.%] |
|----|--------------|-----------|---------------------------|--------------------------|----------------------|--------------------|
| 13 | M17 | Y | -3.286 | -3.286 | 2.263 | 3.263 |
| 14 | M12 | Y | -3.591 | -6.086 | 0 | 2.278 |
| 15 | M12 | Y | -6.086 | -8.38 | 2.278 | 4.556 |
| 16 | M12 | Y | -8.38 | -9.21 | 4.556 | 6.833 |
| 17 | M12 | Y | -9.21 | -9.796 | 6.833 | 9.111 |
| 18 | M12 | Y | -9.796 | -6.915 | 9.111 | 11.389 |
| 19 | M12 | Y | -6.915 | -.344 | 11.389 | 13.667 |
| 20 | M21 | Y | -7.117 | -7.117 | .156 | .875 |
| 21 | M22 | Y | -7.01 | -7.01 | .156 | .875 |
| 22 | M27A | Y | -6.347 | -6.347 | 2.505 | 3.311 |
| 23 | M32A | Y | -7.278 | -7.278 | .156 | .875 |
| 24 | M33A | Y | -8.184 | -8.184 | .156 | .875 |
| 25 | M17 | Y | -6.347 | -6.347 | 2.505 | 3.311 |
| 26 | M13 | Y | -3.591 | -6.086 | 0 | 2.278 |
| 27 | M13 | Y | -6.086 | -8.38 | 2.278 | 4.556 |
| 28 | M13 | Y | -8.38 | -9.21 | 4.556 | 6.833 |
| 29 | M13 | Y | -9.21 | -9.796 | 6.833 | 9.111 |
| 30 | M13 | Y | -9.796 | -6.915 | 9.111 | 11.389 |
| 31 | M13 | Y | -6.915 | -.344 | 11.389 | 13.667 |
| 32 | M25 | Y | -7.117 | -7.117 | .156 | .875 |
| 33 | M26 | Y | -7.01 | -7.01 | .156 | .875 |
| 34 | M26A | Y | -3.286 | -3.286 | 2.263 | 3.263 |
| 35 | M34A | Y | -7.278 | -7.278 | .156 | .875 |
| 36 | M35A | Y | -8.184 | -8.184 | .156 | .875 |

Member Distributed Loads (BLC 89 : BLC 84 Transient Area Loads)

| | Member Label | Direction | Start Magnitude[lb/ft.... | End Magnitude[lb/ft.F... | Start Location[ft.%] | End Location[ft.%] |
|----|--------------|-----------|---------------------------|--------------------------|----------------------|--------------------|
| 1 | M7 | Y | -.061 | -.103 | 0 | 2.278 |
| 2 | M7 | Y | -.103 | -.142 | 2.278 | 4.556 |
| 3 | M7 | Y | -.142 | -.156 | 4.556 | 6.833 |
| 4 | M7 | Y | -.156 | -.166 | 6.833 | 9.111 |
| 5 | M7 | Y | -.166 | -.117 | 9.111 | 11.389 |
| 6 | M7 | Y | -.117 | -.006 | 11.389 | 13.667 |
| 7 | M48 | Y | -.123 | -.123 | .156 | .875 |
| 8 | M49 | Y | -.121 | -.121 | .156 | .875 |
| 9 | M50 | Y | -.119 | -.119 | .156 | .875 |
| 10 | M51 | Y | -.139 | -.139 | .156 | .875 |
| 11 | M26A | Y | -.108 | -.108 | 2.505 | 3.311 |
| 12 | M27A | Y | -.056 | -.056 | 2.263 | 3.263 |
| 13 | M17 | Y | -.056 | -.056 | 2.263 | 3.263 |
| 14 | M12 | Y | -.061 | -.103 | 0 | 2.278 |
| 15 | M12 | Y | -.103 | -.142 | 2.278 | 4.556 |
| 16 | M12 | Y | -.142 | -.156 | 4.556 | 6.833 |
| 17 | M12 | Y | -.156 | -.166 | 6.833 | 9.111 |
| 18 | M12 | Y | -.166 | -.117 | 9.111 | 11.389 |
| 19 | M12 | Y | -.117 | -.006 | 11.389 | 13.667 |
| 20 | M21 | Y | -.121 | -.121 | .156 | .875 |
| 21 | M22 | Y | -.119 | -.119 | .156 | .875 |
| 22 | M27A | Y | -.108 | -.108 | 2.505 | 3.311 |
| 23 | M32A | Y | -.123 | -.123 | .156 | .875 |
| 24 | M33A | Y | -.139 | -.139 | .156 | .875 |
| 25 | M17 | Y | -.108 | -.108 | 2.505 | 3.311 |
| 26 | M13 | Y | -.061 | -.103 | 0 | 2.278 |
| 27 | M13 | Y | -.103 | -.142 | 2.278 | 4.556 |
| 28 | M13 | Y | -.142 | -.156 | 4.556 | 6.833 |
| 29 | M13 | Y | -.156 | -.166 | 6.833 | 9.111 |



Company :
 Designer :
 Job Number :
 Model Name :

July 2, 2023
 4:09 PM
 Checked By: _____

Member Distributed Loads (BLC 89 : BLC 84 Transient Area Loads) (Continued)

| | Member Label | Direction | Start Magnitude[lb/ft.... | End Magnitude[lb/ft,F... | Start Location[ft.%,] | End Location[ft.%,] |
|----|--------------|-----------|---------------------------|--------------------------|-----------------------|---------------------|
| 30 | M13 | Y | -.166 | -.117 | 9.111 | 11.389 |
| 31 | M13 | Y | -.117 | -.006 | 11.389 | 13.667 |
| 32 | M25 | Y | -.121 | -.121 | .156 | .875 |
| 33 | M26 | Y | -.119 | -.119 | .156 | .875 |
| 34 | M26A | Y | -.056 | -.056 | 2.263 | 3.263 |
| 35 | M34A | Y | -.123 | -.123 | .156 | .875 |
| 36 | M35A | Y | -.139 | -.139 | .156 | .875 |

Member Distributed Loads (BLC 90 : BLC 85 Transient Area Loads)

| | Member Label | Direction | Start Magnitude[lb/ft.... | End Magnitude[lb/ft,F... | Start Location[ft.%,] | End Location[ft.%,] |
|----|--------------|-----------|---------------------------|--------------------------|-----------------------|---------------------|
| 1 | M7 | Z | -.152 | -.258 | 0 | 2.278 |
| 2 | M7 | Z | -.258 | -.355 | 2.278 | 4.556 |
| 3 | M7 | Z | -.355 | -.39 | 4.556 | 6.833 |
| 4 | M7 | Z | -.39 | -.415 | 6.833 | 9.111 |
| 5 | M7 | Z | -.415 | -.293 | 9.111 | 11.389 |
| 6 | M7 | Z | -.293 | -.015 | 11.389 | 13.667 |
| 7 | M48 | Z | -.308 | -.308 | .156 | .875 |
| 8 | M49 | Z | -.301 | -.301 | .156 | .875 |
| 9 | M50 | Z | -.297 | -.297 | .156 | .875 |
| 10 | M51 | Z | -.347 | -.347 | .156 | .875 |
| 11 | M26A | Z | -.269 | -.269 | 2.505 | 3.311 |
| 12 | M27A | Z | -.139 | -.139 | 2.263 | 3.263 |
| 13 | M17 | Z | -.139 | -.139 | 2.263 | 3.263 |
| 14 | M12 | Z | -.152 | -.258 | 0 | 2.278 |
| 15 | M12 | Z | -.258 | -.355 | 2.278 | 4.556 |
| 16 | M12 | Z | -.355 | -.39 | 4.556 | 6.833 |
| 17 | M12 | Z | -.39 | -.415 | 6.833 | 9.111 |
| 18 | M12 | Z | -.415 | -.293 | 9.111 | 11.389 |
| 19 | M12 | Z | -.293 | -.015 | 11.389 | 13.667 |
| 20 | M21 | Z | -.301 | -.301 | .156 | .875 |
| 21 | M22 | Z | -.297 | -.297 | .156 | .875 |
| 22 | M27A | Z | -.269 | -.269 | 2.505 | 3.311 |
| 23 | M32A | Z | -.308 | -.308 | .156 | .875 |
| 24 | M33A | Z | -.347 | -.347 | .156 | .875 |
| 25 | M17 | Z | -.269 | -.269 | 2.505 | 3.311 |
| 26 | M13 | Z | -.152 | -.258 | 0 | 2.278 |
| 27 | M13 | Z | -.258 | -.355 | 2.278 | 4.556 |
| 28 | M13 | Z | -.355 | -.39 | 4.556 | 6.833 |
| 29 | M13 | Z | -.39 | -.415 | 6.833 | 9.111 |
| 30 | M13 | Z | -.415 | -.293 | 9.111 | 11.389 |
| 31 | M13 | Z | -.293 | -.015 | 11.389 | 13.667 |
| 32 | M25 | Z | -.301 | -.301 | .156 | .875 |
| 33 | M26 | Z | -.297 | -.297 | .156 | .875 |
| 34 | M26A | Z | -.139 | -.139 | 2.263 | 3.263 |
| 35 | M34A | Z | -.308 | -.308 | .156 | .875 |
| 36 | M35A | Z | -.347 | -.347 | .156 | .875 |

Member Distributed Loads (BLC 91 : BLC 86 Transient Area Loads)

| | Member Label | Direction | Start Magnitude[lb/ft.... | End Magnitude[lb/ft,F... | Start Location[ft.%,] | End Location[ft.%,] |
|---|--------------|-----------|---------------------------|--------------------------|-----------------------|---------------------|
| 1 | M7 | X | .152 | .258 | 0 | 2.278 |
| 2 | M7 | X | .258 | .355 | 2.278 | 4.556 |
| 3 | M7 | X | .355 | .39 | 4.556 | 6.833 |
| 4 | M7 | X | .39 | .415 | 6.833 | 9.111 |
| 5 | M7 | X | .415 | .293 | 9.111 | 11.389 |
| 6 | M7 | X | .293 | .015 | 11.389 | 13.667 |
| 7 | M48 | X | .308 | .308 | .156 | .875 |

Member Distributed Loads (BLC 91 : BLC 86 Transient Area Loads) (Continued)

| | Member Label | Direction | Start Magnitude[lb/ft.... | End Magnitude[lb/ft.F... | Start Location[ft.%] | End Location[ft.%] |
|----|--------------|-----------|---------------------------|--------------------------|----------------------|--------------------|
| 8 | M49 | X | .301 | .301 | .156 | .875 |
| 9 | M50 | X | .297 | .297 | .156 | .875 |
| 10 | M51 | X | .347 | .347 | .156 | .875 |
| 11 | M26A | X | .269 | .269 | 2.505 | 3.311 |
| 12 | M27A | X | .139 | .139 | 2.263 | 3.263 |
| 13 | M17 | X | .139 | .139 | 2.263 | 3.263 |
| 14 | M12 | X | .152 | .258 | 0 | 2.278 |
| 15 | M12 | X | .258 | .355 | 2.278 | 4.556 |
| 16 | M12 | X | .355 | .39 | 4.556 | 6.833 |
| 17 | M12 | X | .39 | .415 | 6.833 | 9.111 |
| 18 | M12 | X | .415 | .293 | 9.111 | 11.389 |
| 19 | M12 | X | .293 | .015 | 11.389 | 13.667 |
| 20 | M21 | X | .301 | .301 | .156 | .875 |
| 21 | M22 | X | .297 | .297 | .156 | .875 |
| 22 | M27A | X | .269 | .269 | 2.505 | 3.311 |
| 23 | M32A | X | .308 | .308 | .156 | .875 |
| 24 | M33A | X | .347 | .347 | .156 | .875 |
| 25 | M17 | X | .269 | .269 | 2.505 | 3.311 |
| 26 | M13 | X | .152 | .258 | 0 | 2.278 |
| 27 | M13 | X | .258 | .355 | 2.278 | 4.556 |
| 28 | M13 | X | .355 | .39 | 4.556 | 6.833 |
| 29 | M13 | X | .39 | .415 | 6.833 | 9.111 |
| 30 | M13 | X | .415 | .293 | 9.111 | 11.389 |
| 31 | M13 | X | .293 | .015 | 11.389 | 13.667 |
| 32 | M25 | X | .301 | .301 | .156 | .875 |
| 33 | M26 | X | .297 | .297 | .156 | .875 |
| 34 | M26A | X | .139 | .139 | 2.263 | 3.263 |
| 35 | M34A | X | .308 | .308 | .156 | .875 |
| 36 | M35A | X | .347 | .347 | .156 | .875 |

Member Area Loads (BLC 39 : Structure D)

| | Joint A | Joint B | Joint C | Joint D | Direction | Distribution | Magnitude[ksf] |
|---|---------|---------|---------|---------|-----------|--------------|----------------|
| 1 | N107 | N108 | N111A | N110 | Y | Two Way | -.005 |
| 2 | N108 | N111 | N114 | N113 | Y | Two Way | -.005 |
| 3 | N111 | N107 | N117A | N116A | Y | Two Way | -.005 |

Member Area Loads (BLC 40 : Structure Di)

| | Joint A | Joint B | Joint C | Joint D | Direction | Distribution | Magnitude[ksf] |
|---|---------|---------|---------|---------|-----------|--------------|----------------|
| 1 | N107 | N108 | N111A | N110 | Y | Two Way | -.013 |
| 2 | N108 | N111 | N114 | N113 | Y | Two Way | -.013 |
| 3 | N111 | N107 | N117A | N116A | Y | Two Way | -.013 |

Member Area Loads (BLC 84 : Structure Ev)

| | Joint A | Joint B | Joint C | Joint D | Direction | Distribution | Magnitude[ksf] |
|---|---------|---------|---------|---------|-----------|--------------|----------------|
| 1 | N107 | N108 | N111A | N110 | Y | Two Way | -.000213 |
| 2 | N108 | N111 | N114 | N113 | Y | Two Way | -.000213 |
| 3 | N111 | N107 | N117A | N116A | Y | Two Way | -.000213 |

Member Area Loads (BLC 85 : Structure Eh (0 Deg))

| | Joint A | Joint B | Joint C | Joint D | Direction | Distribution | Magnitude[ksf] |
|---|---------|---------|---------|---------|-----------|--------------|----------------|
| 1 | N107 | N108 | N111A | N110 | Z | Two Way | -.000532 |
| 2 | N108 | N111 | N114 | N113 | Z | Two Way | -.000532 |
| 3 | N111 | N107 | N117A | N116A | Z | Two Way | -.000532 |



Company :
 Designer :
 Job Number :
 Model Name :

July 2, 2023
 4:09 PM
 Checked By: _____

Envelope AISC 15th(360-16): LRFD Steel Code Checks (Continued)

| Member | Shape | Code C... | Loc[ft] | LC Shear ... | Loc[ft] | Dir | LC | phi*Pnc [l... | phi*Pnt [lb] | phi*Mn y-... | phi*Mn z-... | Cb | Eqn |
|--------|-------|-----------|---------|--------------|---------|------|----|---------------|--------------|--------------|--------------|------|-----------------|
| 32 | M49 | L2x2x4 | .014 | 0 | 22 | .002 | 0 | y | 23 | 29422.979 | 30585.6 | .691 | 1.577 2... H2-1 |
| 33 | M21 | L2x2x4 | .014 | 0 | 18 | .002 | 0 | y | 24 | 29422.979 | 30585.6 | .691 | 1.577 2... H2-1 |
| 34 | M25 | L2x2x4 | .014 | 0 | 14 | .002 | 0 | y | 23 | 29422.979 | 30585.6 | .691 | 1.577 2... H2-1 |
| 35 | M50 | L2x2x4 | .014 | 0 | 22 | .002 | 0 | y | 23 | 29422.979 | 30585.6 | .691 | 1.577 2... H2-1 |
| 36 | M22 | L2x2x4 | .014 | 0 | 18 | .002 | 0 | y | 23 | 29422.979 | 30585.6 | .691 | 1.577 2... H2-1 |
| 37 | M26 | L2x2x4 | .014 | 0 | 14 | .002 | 0 | y | 19 | 29422.979 | 30585.6 | .691 | 1.577 2... H2-1 |

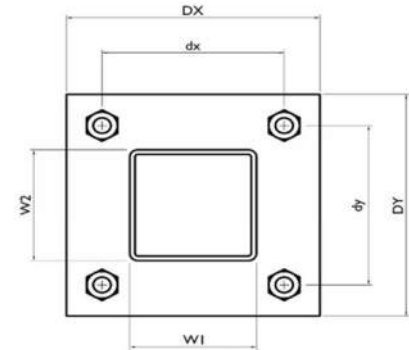
I. Mount-to-Tower Connection Check

Custom Orientation Required

Tower Connection Bolt Checks

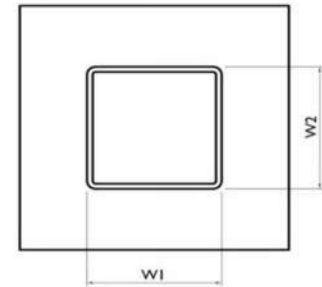
Bolt Orientation

| | |
|--|--------------|
| Bolt Quantity per Reaction: | 4 |
| d_x (in) (Delta X of typ. bolt config. sketch) : | 4 |
| d_y (in) (Delta Y of typ. bolt config. sketch) : | 8 |
| Bolt Type: | A325N |
| Bolt Diameter (in): | 0.75 |
| Required Tensile Strength / bolt (kips): | 4.0 |
| Required Shear Strength / bolt (kips): | 0.9 |
| Tensile Capacity / bolt (kips): | 29.8 |
| Shear Capacity / bolt (kips): | 17.9 |
| Bolt Overall Utilization: | 13.5% |



Tower Connection Baseplate Checks

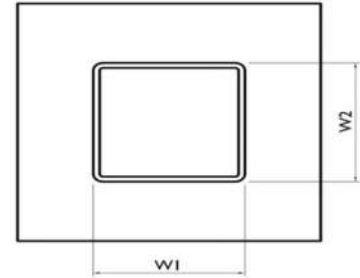
| | |
|-----------------------------------|---------------|
| Connecting Standoff Member Shape: | Rect Tube |
| Weld Stiffener Configuration: | No Stiffeners |
| Plate Width, D_x (in): | 6 |
| Plate Height, D_y (in): | 10 |
| W_1 (in): | 4 |
| W_2 (in): | 4 |
| Member Thickness (in): | 0.25 |
| Stiffener location a_1 (in): | |
| Stiffener location b_1 (in): | |
| Stiffener location a_2 (in): | |
| Stiffener location b_2 (in): | |
| F_y (ksi, plate): | 36 |
| Plate Thickness (in): | 0.5 |
| Length of Yield Line, L_y (in): | 5.04 |
| Bolt Eccentricity, e (in): | 1.98 |
| M_u (kip-in): | 7.97 |
| $\Phi * M_n$ (kip-in): | 10.21 |
| Plate Bending Utilization: | 78.1% |



Tower Connection Weld Checks

Weld Shape:
Weld Stiffener Configuration:
Stiffener Notch Length, n (in):
Weld Size (1/16 in):
W1 (in):
W2 (in):
Weld Total Length (in):
 Z_x (in³/in):
 Z_y (in³/in):
 J_p (in⁴/in):
 c_x (in)
 c_y (in)
Required combined strength (kip/in):
Weld Capacity (kip/in):
Weld Utilization:

| |
|--------------|
| Yes |
| Rectangle |
| None |
| 4 |
| 4 |
| 4 |
| 16.00 |
| 21.33 |
| 21.33 |
| 85.33 |
| 2.25 |
| 2.25 |
| 1.27 |
| 5.57 |
| 22.7% |





Date: **August 01, 2023**

MTS Telecom, LLC.
1717 S. Boulder, Suite 300
Tulsa, OK 74119
(918) 587-4630

Subject: **Structural Analysis Report**

Carrier Designation: **Verizon Wireless Co-Locate**
Site Number: 5000383293
Site Name: SOUTHLINGTON NORTH CT

Crown Castle Designation: **BU Number:** 857012
Site Name: PLAINVILLE SOUTH WASHINGTON ST
JDE Job Number: 751354
Work Order Number: 2246884
Order Number: 654619 Rev. 0

Engineering Firm Designation: **Project Number:** 93884.016.01.0001

Site Data: **335 South Washington Street, Plainville, Hartford County, CT**
Latitude 41° 39' 11.03", Longitude -72° 52' 36.9"
121 Foot - Monopole Tower

We are pleased to submit this “**Structural Analysis Report**” to determine the structural integrity of the above-mentioned tower.

The purpose of the analysis is to determine acceptability of the tower stress level. Based on our analysis we have determined the tower stress level for the structure and foundation, under the following load case, to be:


LC7: Proposed Equipment Configuration

Sufficient Capacity

This analysis utilizes an ultimate 3-second gust wind speed of 117 mph as required by the 2022 Connecticut State Building Code. Applicable Standard references and design criteria are listed in Section 2 - Analysis Criteria.

Structural analysis prepared by: Erika Ruiz

Respectfully submitted by: MTS Telecom, LLC.
COA: PEC.0001564; Expires: 01/02/2024



Chad E. Tuttle, P.E.

TABLE OF CONTENTS

1) INTRODUCTION

2) ANALYSIS CRITERIA

Table 1 - Proposed Equipment Configuration

Table 2 - Other Considered Equipment

3) ANALYSIS PROCEDURE

Table 3 - Documents Provided

3.1) Analysis Method

3.2) Assumptions

4) ANALYSIS RESULTS

Table 4 - Section Capacity (Summary)

Table 5 – Tower Component Stresses vs. Capacity

4.1) Recommendations

5) APPENDIX A

tnxTower Output

6) APPENDIX B

Base Level Drawing

7) APPENDIX C

Additional Calculations

1) INTRODUCTION

This tower is a 121 ft. Monopole tower mapped by B+T Group.

2) ANALYSIS CRITERIA

| | |
|-----------------------------|-----------|
| TIA-222 Revision: | TIA-222-H |
| Risk Category: | II |
| Wind Speed: | 117 mph |
| Exposure Category: | C |
| Topographic Factor: | 1 |
| Ice Thickness: | 1.5 in |
| Wind Speed with Ice: | 50 mph |
| Service Wind Speed: | 60 mph |

Table 1 - Proposed Equipment Configuration

| Mounting Level (ft) | Center Line Elevation (ft) | Number of Antennas | Antenna Manufacturer | Antenna Model | Number of Feed Lines | Feed Line Size (in) |
|---------------------|----------------------------|--------------------|----------------------|----------------------------|----------------------|---------------------|
| 110.0 | 114.0 | 3 | Commscope | LNX-6514DS-A1M | 7 | 1-5/8 |
| | | 3 | Samsung Telecom. | MT6407-77A | | |
| | 112.0 | 6 | Andrew | SBNHH-1D65B | | |
| | | 1 | Kaelus | BSF0020F3V1 | | |
| | | 1 | Raycap | RVZDC-6627-PF-48_CCIV2 | | |
| | | 3 | Samsung Telecom. | RFV01U-D1A | | |
| | | 3 | Samsung Telecom. | RFV01U-D2A | | |
| | | 3 | Samsung Telecom. | CBRS | | |
| | 110.0 | 1 | -- | Platform Mount [LP 1201-1] | | |
| | | 3 | Commscope | BASMNT-SBS-1-2 | | |

Table 2 - Other Considered Equipment

| Mounting Level (ft) | Center Line Elevation (ft) | Number of Antennas | Antenna Manufacturer | Antenna Model | Number of Feed Lines | Feed Line Size (in) |
|---------------------|----------------------------|--------------------|----------------------|--------------------------------------|----------------------|----------------------------|
| 121.0 | 123.0 | 3 | Ericsson | AIR 6449 N77 | 6 1 6 3 | 1-5/8 7/8 3/4 3/8 |
| | 122.0 | 3 | Ericsson | RRUS 4449 B5/B12 | | |
| | | 3 | Kathrein | 80010965 | | |
| | | 3 | Quintel Technology | QD6616-7 | | |
| | | 1 | Raycap | DC6-48-60-18-8F | | |
| | | 1 | Raycap | DC6-48-60-18-8F | | |
| | | 1 | Raycap | DC9-48-60-24-8C-EV | | |
| | 121.0 | 3 | Ericsson | AIR 6419 B77G | | |
| | | 3 | Ericsson | RRUS 32 B2 | | |
| | | 3 | Ericsson | RRUS 32 B30 | | |
| | | 3 | Ericsson | RRUS 4426 B66 | | |
| | | 3 | Ericsson | RRUS 4478 B14 | | |
| | | 1 | -- | Platform Mount [LP 1201-1_KCKR-HR-1] | | |

| Mounting Level (ft) | Center Line Elevation (ft) | Number of Antennas | Antenna Manufacturer | Antenna Model | Number of Feed Lines | Feed Line Size (in) |
|---------------------|----------------------------|--------------------------------|----------------------|------------------------------|----------------------|---------------------|
| 100.0 | 102.0 | 3 | Ericsson | AIR 32 B2A B66AA_T-MOBILE | 10 | 1-5/8 |
| | | 3 | Ericsson | AIR6449 B41_T-MOBILE | | |
| | 100.0 | 3 | Andrew | ONEBASE TWIN DUAL DUPLEX TMA | | |
| | | 3 | Commscope | SDX1926Q-43 | | |
| | | 3 | Ericsson | RADIO 4449 B71 B85A_T-MOBILE | | |
| | | 3 | Ericsson | RRUS 4415 B25 | | |
| | | 3 | RFS Celwave | APXVAALL24_43-U-NA20 | | |
| 1 | -- | Platform Mount [LP 602-1_KCKR] | | | | |
| 86.0 | 88.0 | 1 | Dragonwave | A-ANT-18G-2-C | 5 2 | 5/16 1/2 |
| | | 3 | Argus Tech. | LLPX310R-V1 | | |
| | | 1 | Dragonwave | A-ANT-11G-3-C | | |
| | | 2 | Dragonwave | HORIZON DUO | | |
| | | 3 | Raycap | DC6-48-60-18-8F | | |
| | | 3 | Samsung Telecom. | URAS-FLEXIBLE | | |
| | 86.0 | 1 | -- | T-Arm Mount [TA 702-3] | | |

3) ANALYSIS PROCEDURE

Table 3 - Documents Provided

| Document | Reference | Source |
|--------------------|-------------------|-----------|
| Tower Mapping | 5121623 | CCI Sites |
| Foundation Mapping | 4566996 | CCI Sites |
| Geotech Report | 4566990 | CCI Sites |
| Crown CAD Package | Dated: 07/19/2023 | CCI Sites |

3.1) Analysis Method

tnxTower (version 8.1.1.0), a commercially available analysis software package, was used to create a three-dimensional model of the tower and calculate member stresses for various loading cases. Selected output from the analysis is included in Appendix A. When applicable, Crown Castle has calculated and provided the effective area for panel antennas using approved methods following the intent of the TIA-222 standard.

3.2) Assumptions

- 1) The tower and structures were maintained in accordance with the - TIA-222 standard.
- 2) The configuration of antennas, transmission cables, mounts and other appurtenances are as specified in Tables 1 and 2 and the referenced drawings.

This analysis may be affected if any assumptions are not valid or have been made in error. We should be notified to determine the effect on the structural integrity of the tower.

4) ANALYSIS RESULTS

Table 4 - Section Capacity (Summary)

| Section No. | Elevation (ft) | Component Type | Size | Critical Element | P (K) | SF*P_allow (K) | % Capacity | Pass / Fail |
|-------------|----------------|----------------|----------------------|------------------|---------|----------------|------------|-------------|
| L1 | 121 - 96 | Pole | TP27.56x21.26x0.188 | 1 | -15.770 | 968.835 | 41.8 | Pass |
| L2 | 96 - 48 | Pole | TP39.56x26.316x0.25 | 2 | -24.534 | 1853.890 | 76.4 | Pass |
| L3 | 48 - 0 | Pole | TP51.56x37.786x0.313 | 3 | -38.306 | 3122.301 | 72.8 | Pass |
| | | | | | | | Summary | |
| | | | | | | Pole (L2) | 76.4 | Pass |
| | | | | | | Rating = | 76.4 | Pass |

Table 5 - Tower Component Stresses vs. Capacity - LC7

| Notes | Component | Elevation | % Capacity | Pass / Fail | |
|-------|-----------------|-----------|------------|-------------|------|
| 1,2 | Anchor Rods | Base | 46.9 | Pass | |
| 1,2 | Base Plate | Base | 59.4 | Pass | |
| 1,2 | Base Foundation | Structure | Base | 42.8 | Pass |
| | | Soil | Base | 42.8 | Pass |

| | |
|---|--------------|
| Structure Rating (max from all components) = | 76.4% |
|---|--------------|

Notes:

- 1) See additional documentation in "Appendix C – Additional Calculations" for calculations supporting the % capacity consumed.
- 2) Rating per TIA-222-H Section 15.5.

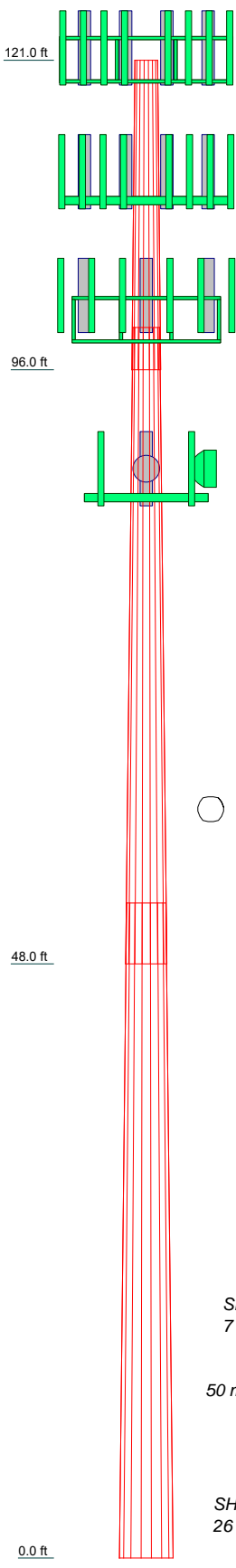
4.1) Recommendations

The tower and its foundations have sufficient capacity to carry the proposed load configuration. No modifications are required at this time.

APPENDIX A

TNXTOWER OUTPUT

| | | | |
|--------------------|--------|---------|--------|
| Section | 1 | 2 | 3 |
| Length (ft) | 25.000 | 51.450 | 52.950 |
| Number of Sides | 18 | 18 | 18 |
| Thickness (in) | 0.188 | 0.250 | 0.313 |
| Socket Length (ft) | 3.450 | 4.950 | 37.786 |
| Top Dia (in) | 21.260 | 26.316 | 51.560 |
| Bot Dia (in) | 27.560 | 39.560 | 51.560 |
| Grade | | A572-65 | |
| Weight (K) | 1.2 | 4.5 | 7.9 |
| | | | 13.7 |



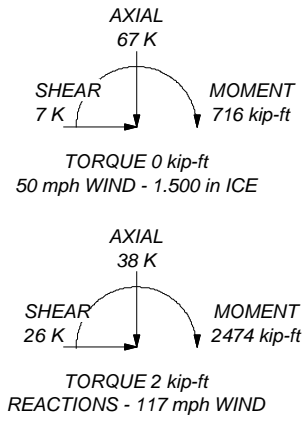
MATERIAL STRENGTH

| GRADE | Fy | Fu | GRADE | Fy | Fu |
|---------|--------|--------|-------|----|----|
| A572-65 | 65 ksi | 80 ksi | | | |

TOWER DESIGN NOTES

1. Tower is located in Hartford County, Connecticut.
2. Tower designed for Exposure C to the TIA-222-H Standard.
3. Tower designed for a 117 mph basic wind in accordance with the TIA-222-H Standard.
4. Tower is also designed for a 50 mph basic wind with 1.50 in ice. Ice is considered to increase in thickness with height.
5. Deflections are based upon a 60 mph wind.
6. Tower Risk Category II.
7. Topographic Category 1 with Crest Height of 0.000 ft
8. TIA-222-H Annex S
9. TOWER RATING: 76.4%

ALL REACTIONS
ARE FACTORED



MTS Telecom, LLC.
1717 S. Boulder, Suite 300
Tulsa, OK 74119
Phone: (918) 587-4630
FAX: (918) 295-0265

Job: **93884.016.01.0001 - PLAINVILLE SOUTH WASHINGTON ST, CT (BU# 85701)**

| | | | |
|-----------------|----------------------|-------------------|--------|
| Project: | Client: Crown Castle | Drawn by: Rakshak | App'd: |
| Code: TIA-222-H | Date: 08/01/23 | Scale: NTS | |
| Path: | | Dwg No: E-1 | |

Vx

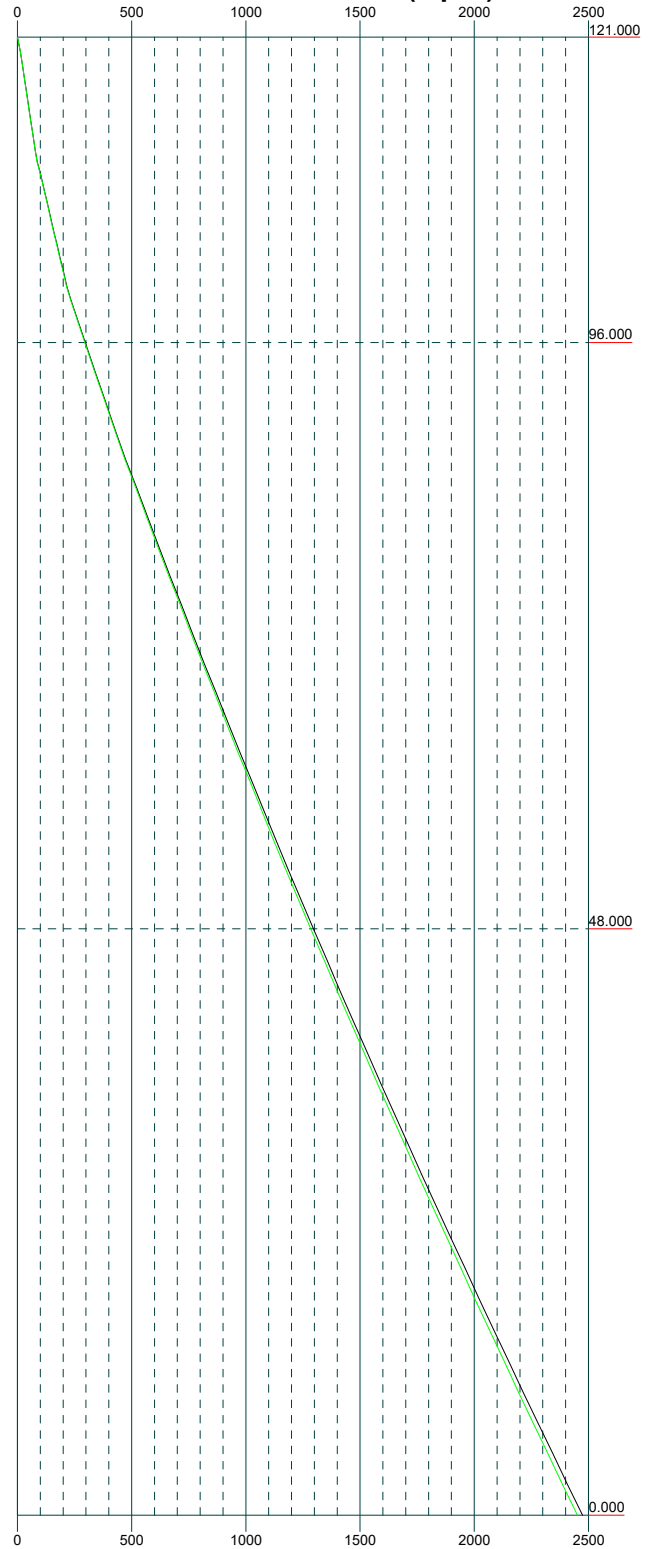
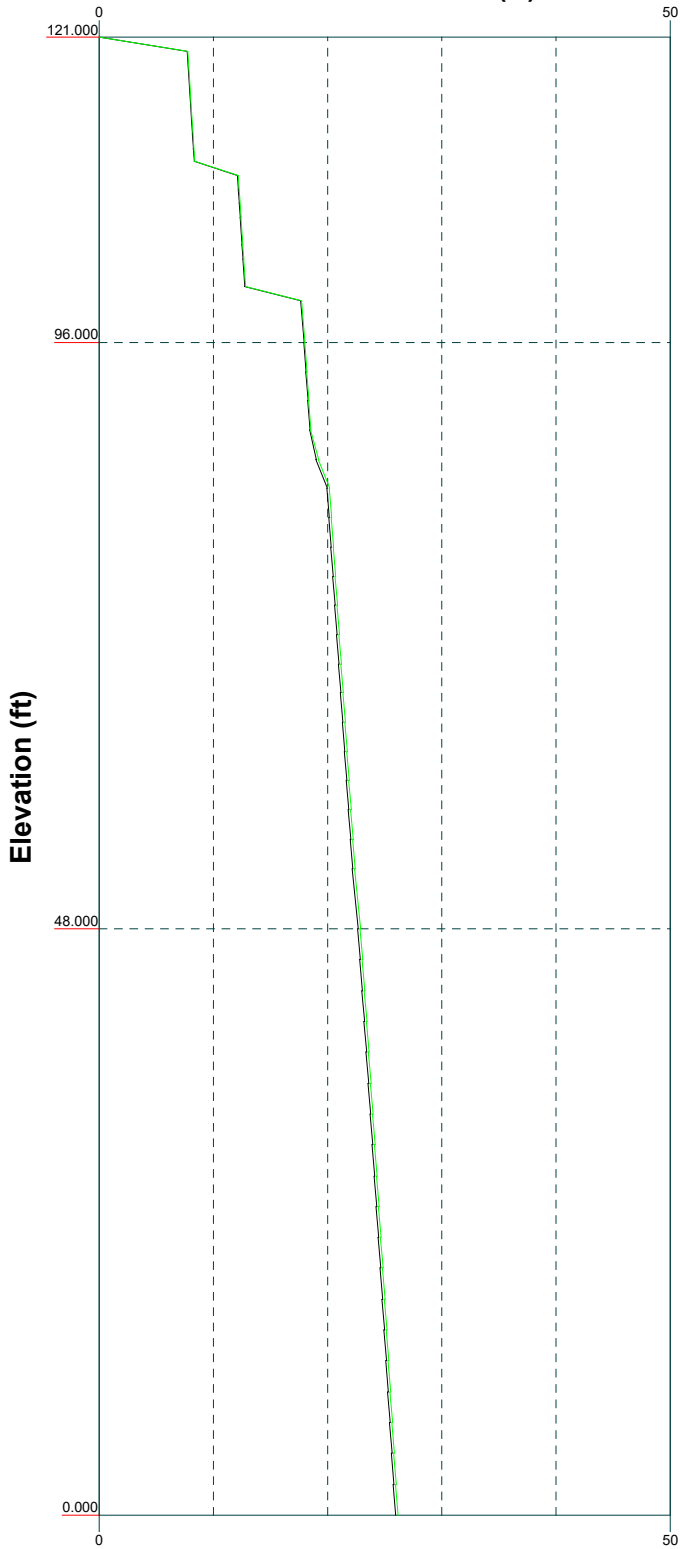
Vz

Mx

Mz

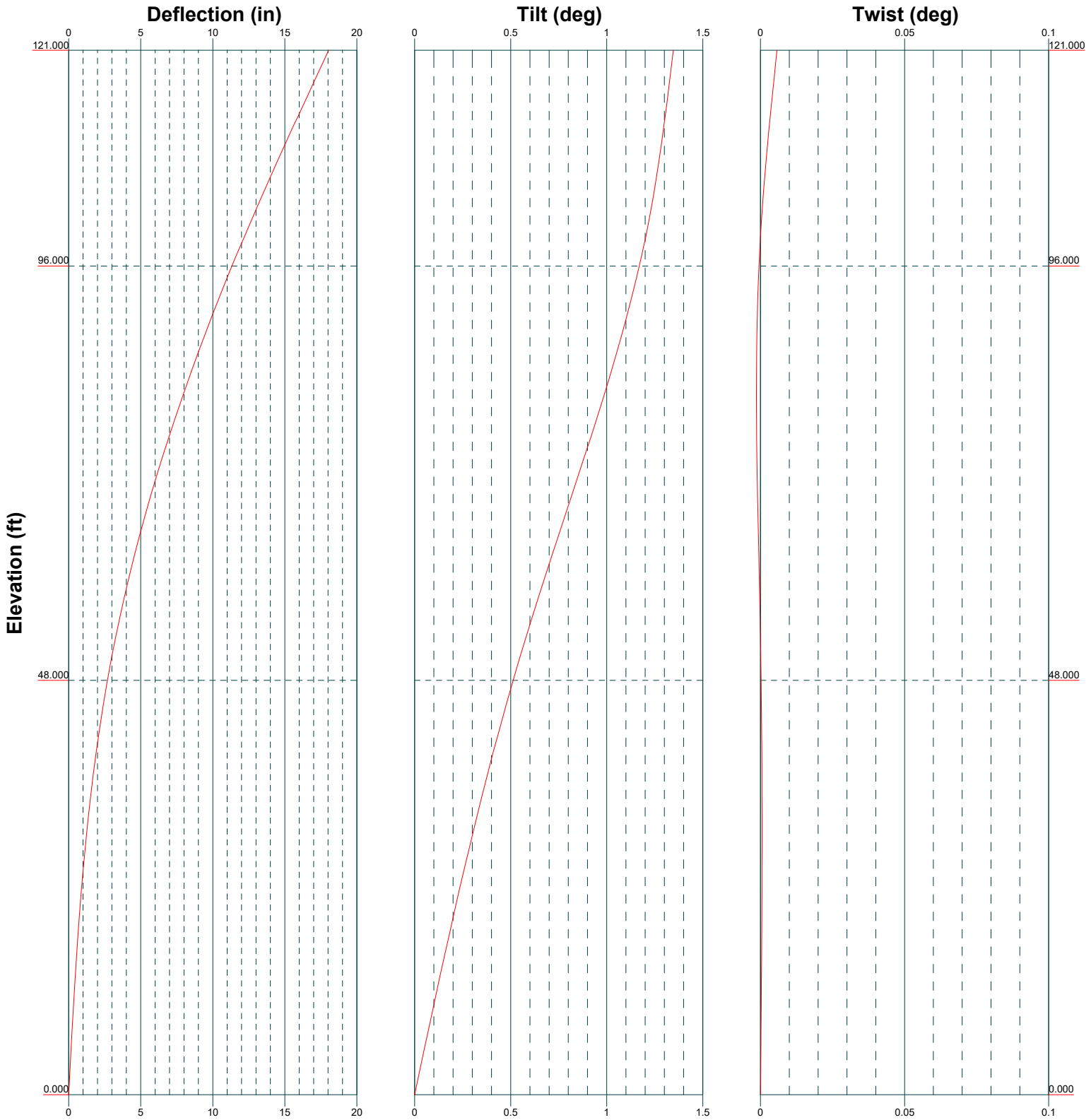
Global Mast Shear (K)

Global Mast Moment (kip-ft)



MTS Telecom, LLC.
 1717 S. Boulder, Suite 300
 Tulsa, OK 74119
 Phone: (918) 587-4630
 FAX: (918) 295-0265

| | | |
|--|-------------------|------------|
| Job: 93884.016.01.0001 - PLAINVILLE SOUTH WASHINGTON ST, CT (BU# 85701) | | |
| Project: | | |
| Client: Crown Castle | Drawn by: Rakshak | App'd: |
| Code: TIA-222-H | Date: 08/01/23 | Scale: NTS |
| Path: | Dwg No: E-4 | |



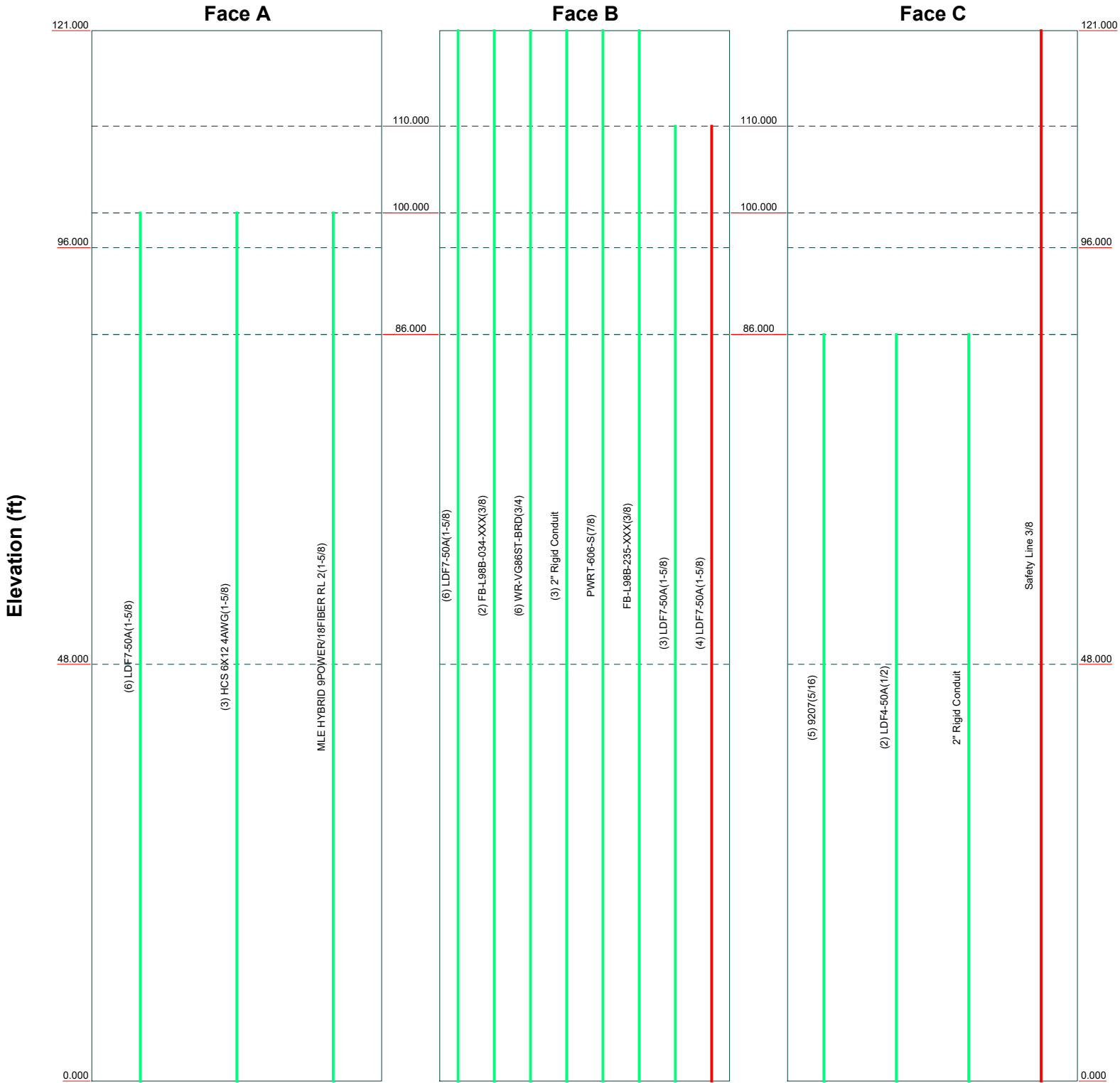
MTS Telecom, LLC.
 1717 S. Boulder, Suite 300
 Tulsa, OK 74119
 Phone: (918) 587-4630
 FAX: (918) 295-0265

| | | |
|--|-------------------|------------|
| Job: 93884.016.01.0001 - PLAINVILLE SOUTH WASHINGTON ST, CT (BU# 85701) | | |
| Project: | | |
| Client: Crown Castle | Drawn by: Rakshak | App'd: |
| Code: TIA-222-H | Date: 08/01/23 | Scale: NTS |
| Path: | Dwg No: E-5 | |

Feed Line Distribution Chart

0' - 121'

— Round
 — Flat
 — App In Face
 — App Out Face
 — Truss Leg



| | | | |
|--|----------------------------|------------|--|
| | MTS Telecom, LLC. | | |
| | 1717 S. Boulder, Suite 300 | | |
| | Tulsa, OK 74119 | | |
| | Phone: (918) 587-4630 | | |
| | FAX: (918) 295-0265 | | |
| Job: 93884.016.01.0001 - PLAINVILLE SOUTH WASHINGTON ST, CT (BU# 85701) | | | |
| Project: | | | |
| Client: Crown Castle | Drawn by: Rakshak | App'd: | |
| Code: TIA-222-H | Date: 08/01/23 | Scale: NTS | |
| Path: | Dwg No: E-7 | | |

| | | |
|---|---|--|
| <p>tnxTower</p> <p>MTS Telecom, LLC. 1717 S. Boulder, Suite 300 Tulsa, OK 74119 Phone: (918) 587-4630 FAX: (918) 295-0265</p> | <p>Job 93884.016.01.0001 - PLAINVILLE SOUTH WASHINGTON ST, CT (BU# 857012)</p> | <p>Page 1 of 20</p> |
| | <p>Project</p> | <p>Date 18:50:15 08/01/23</p> |
| | <p>Client Crown Castle</p> | <p>Designed by Rakshak</p> |

Tower Input Data

The tower is a monopole.

This tower is designed using the TIA-222-H standard.

The following design criteria apply:

- Tower is located in Hartford County, Connecticut.
- Tower base elevation above sea level: 181.000 ft.
- Basic wind speed of 117 mph.
- Risk Category II.
- Exposure Category C.
- Simplified Topographic Factor Procedure for wind speed-up calculations is used.
- Topographic Category: 1.
- Crest Height: 0.000 ft.
- Nominal ice thickness of 1.500 in.
- Ice thickness is considered to increase with height.
- Ice density of 56.000 pcf.
- A wind speed of 50 mph is used in combination with ice.
- Temperature drop of 50.000 °F.
- Deflections calculated using a wind speed of 60 mph.
- TIA-222-H Annex S.
- A non-linear (P-delta) analysis was used.
- Pressures are calculated at each section.
- Stress ratio used in pole design is 1.
- Tower analysis based on target reliabilities in accordance with Annex S.
- Load Modification Factors used: $K_{es}(F_w) = 0.95$, $K_{es}(t_i) = 0.85$.
- Maximum demand-capacity ratio is: 1.05.
- Local bending stresses due to climbing loads, feed line supports, and appurtenance mounts are not considered.

Options

- | | | |
|--|---|---|
| <ul style="list-style-type: none"> Consider Moments - Legs Consider Moments - Horizontals Consider Moments - Diagonals Use Moment Magnification √ Use Code Stress Ratios √ Use Code Safety Factors - Guys Escalate Ice Always Use Max Kz Use Special Wind Profile Include Bolts In Member Capacity Leg Bolts Are At Top Of Section Secondary Horizontal Braces Leg Use Diamond Inner Bracing (4 Sided) SR Members Have Cut Ends SR Members Are Concentric | <ul style="list-style-type: none"> Distribute Leg Loads As Uniform Assume Legs Pinned √ Assume Rigid Index Plate √ Use Clear Spans For Wind Area Use Clear Spans For KL/r Retension Guys To Initial Tension √ Bypass Mast Stability Checks √ Use Azimuth Dish Coefficients √ Project Wind Area of Appurt. Autocalc Torque Arm Areas Add IBC .6D+W Combination Sort Capacity Reports By Component Triangulate Diamond Inner Bracing Treat Feed Line Bundles As Cylinder Ignore KL/ry For 60 Deg. Angle Legs | <ul style="list-style-type: none"> Use ASCE 10 X-Brace Ly Rules Calculate Redundant Bracing Forces Ignore Redundant Members in FEA SR Leg Bolts Resist Compression All Leg Panels Have Same Allowable Offset Girt At Foundation √ Consider Feed Line Torque Include Angle Block Shear Check Use TIA-222-H Bracing Resist. Exemption Use TIA-222-H Tension Splice Exemption <li style="text-align: center;">Poles √ Include Shear-Torsion Interaction Always Use Sub-Critical Flow Use Top Mounted Sockets Pole Without Linear Attachments Pole With Shroud Or No Appurtenances Outside and Inside Corner Radii Are Known |
|--|---|---|

| | | |
|--|--|----------------------------------|
| tnxTower MTS Telecom, LLC. 1717 S. Boulder, Suite 300 Tulsa, OK 74119 Phone: (918) 587-4630 FAX: (918) 295-0265 | Job 93884.016.01.0001 - PLAINVILLE SOUTH WASHINGTON ST, CT (BU# 857012) | Page 2 of 20 |
| | Project | Date 18:50:15 08/01/23 |
| | Client Crown Castle | Designed by Rakshak |

Tapered Pole Section Geometry

| Section | Elevation ft | Section Length ft | Splice Length ft | Number of Sides | Top Diameter in | Bottom Diameter in | Wall Thickness in | Bend Radius in | Pole Grade |
|---------|-----------------|----------------------|---------------------|-----------------|--------------------|-----------------------|----------------------|-------------------|---------------------|
| L1 | 121.000-96.000 | 25.000 | 3.450 | 18 | 21.260 | 27.560 | 0.188 | 0.750 | A572-65 (65 ksi) |
| L2 | 96.000-48.000 | 51.450 | 4.950 | 18 | 26.316 | 39.560 | 0.250 | 1.000 | A572-65 (65 ksi) |
| L3 | 48.000-0.000 | 52.950 | | 18 | 37.786 | 51.560 | 0.313 | 1.250 | A572-65 (65 ksi) |

Tapered Pole Properties

| Section | Tip Dia. in | Area in ² | I in ⁴ | r in | C in | I/C in ³ | J in ⁴ | It/Q in ² | w in | w/t |
|---------|----------------|-------------------------|----------------------|---------|---------|------------------------|----------------------|-------------------------|---------|--------|
| L1 | 21.559 | 12.541 | 703.548 | 7.481 | 10.800 | 65.143 | 1408.022 | 6.272 | 3.412 | 18.196 |
| | 27.956 | 16.290 | 1542.017 | 9.717 | 14.000 | 110.140 | 3086.062 | 8.147 | 4.521 | 24.11 |
| L2 | 27.585 | 20.683 | 1775.365 | 9.253 | 13.368 | 132.804 | 3553.065 | 10.343 | 4.192 | 16.766 |
| | 40.132 | 31.192 | 6089.667 | 13.955 | 20.096 | 303.022 | 12187.346 | 15.599 | 6.523 | 26.09 |
| L3 | 39.628 | 37.169 | 6594.148 | 13.303 | 19.195 | 343.532 | 13196.974 | 18.588 | 6.100 | 19.521 |
| | 52.307 | 50.831 | 16866.014 | 18.193 | 26.192 | 643.926 | 33754.220 | 25.420 | 8.525 | 27.279 |

| Tower Elevation ft | Gusset Area (per face) ft ² | Gusset Thickness in | Gusset Grade | Adjust. Factor A _f | Adjust. Factor A _r | Weight Mult. | Double Angle Stitch Bolt Spacing Diagonals in | Double Angle Stitch Bolt Spacing Horizontals in | Double Angle Stitch Bolt Spacing Redundants in |
|---------------------------|--|------------------------|--------------|----------------------------------|----------------------------------|--------------|---|---|--|
| L1 121.000-96.000 0 | | | | 1 | 1 | 1 | | | |
| L2 96.000-48.000 L3 | | | | 1 | 1 | 1 | | | |
| 48.000-0.000 | | | | 1 | 1 | 1 | | | |

Feed Line/Linear Appurtenances - Entered As Round Or Flat

| Description | Sector | Exclude From Torque Calculation | Component Type | Placement ft | Total Number | Number Per Row | Start/End Position | Width or Diameter in | Perimeter in | Weight klf |
|----------------------|--------|---------------------------------|-------------------|-----------------|--------------|----------------|--------------------|-------------------------|-----------------|---------------|
| LDF7-50A(1-5/8) | B | No | Surface Ar (CaAa) | 110.000 - 0.000 | 4 | 4 | 0.150 - 0.300 | 1.980 | | 0.001 |
| * Safety Line 3/8 | C | No | Surface Ar (CaAa) | 121.000 - 0.000 | 1 | 1 | 0.350 - 0.360 | 0.375 | | 0.000 |
| * * | | | | | | | | | | |

Feed Line/Linear Appurtenances - Entered As Area

| | | |
|--|--|----------------------------------|
| tnxTower MTS Telecom, LLC. 1717 S. Boulder, Suite 300 Tulsa, OK 74119 Phone: (918) 587-4630 FAX: (918) 295-0265 | Job 93884.016.01.0001 - PLAINVILLE SOUTH WASHINGTON ST, CT (BU# 857012) | Page 4 of 20 |
| | Project | Date 18:50:15 08/01/23 |
| | Client Crown Castle | Designed by Rakshak |

Feed Line/Linear Appurtenances Section Areas

| Tower Section | Tower Elevation ft | Face | A _R ft ² | A _F ft ² | C _{AA} In Face ft ² | C _{AA} Out Face ft ² | Weight K |
|---------------|-----------------------|------|-----------------------------------|-----------------------------------|---|--|-------------|
| L1 | 121.000-96.000 | A | 0.000 | 0.000 | 0.000 | 0.000 | 0.053 |
| | | B | 0.000 | 0.000 | 11.088 | 0.000 | 0.527 |
| | | C | 0.000 | 0.000 | 0.938 | 0.000 | 0.005 |
| L2 | 96.000-48.000 | A | 0.000 | 0.000 | 0.000 | 0.000 | 0.633 |
| | | B | 0.000 | 0.000 | 38.016 | 0.000 | 1.133 |
| | | C | 0.000 | 0.000 | 1.800 | 0.000 | 0.242 |
| L3 | 48.000-0.000 | A | 0.000 | 0.000 | 0.000 | 0.000 | 0.633 |
| | | B | 0.000 | 0.000 | 38.016 | 0.000 | 1.133 |
| | | C | 0.000 | 0.000 | 1.800 | 0.000 | 0.303 |

Feed Line/Linear Appurtenances Section Areas - With Ice

| Tower Section | Tower Elevation ft | Face or Leg | Ice Thickness in | A _R ft ² | A _F ft ² | C _{AA} In Face ft ² | C _{AA} Out Face ft ² | Weight K |
|---------------|-----------------------|-------------------|------------------------|-----------------------------------|-----------------------------------|---|--|-------------|
| L1 | 121.000-96.000 | A | 1.435 | 0.000 | 0.000 | 0.000 | 0.000 | 0.053 |
| | | B | | 0.000 | 0.000 | 18.884 | 0.000 | 0.718 |
| | | C | | 0.000 | 0.000 | 8.115 | 0.000 | 0.085 |
| L2 | 96.000-48.000 | A | 1.376 | 0.000 | 0.000 | 0.000 | 0.000 | 0.633 |
| | | B | | 0.000 | 0.000 | 64.745 | 0.000 | 1.786 |
| | | C | | 0.000 | 0.000 | 15.580 | 0.000 | 0.395 |
| L3 | 48.000-0.000 | A | 1.235 | 0.000 | 0.000 | 0.000 | 0.000 | 0.633 |
| | | B | | 0.000 | 0.000 | 64.037 | 0.000 | 1.757 |
| | | C | | 0.000 | 0.000 | 15.014 | 0.000 | 0.445 |

Feed Line Center of Pressure

| Section | Elevation ft | CP _X in | CP _Z in | CP _X Ice in | CP _Z Ice in |
|---------|-----------------|-----------------------|-----------------------|------------------------------|------------------------------|
| L1 | 121.000-96.000 | 2.937 | 0.010 | 1.854 | 0.577 |
| L2 | 96.000-48.000 | 4.692 | -0.092 | 3.385 | 0.469 |
| L3 | 48.000-0.000 | 4.999 | -0.096 | 3.766 | 0.510 |

Note: For pole sections, center of pressure calculations do not consider feed line shielding.

Shielding Factor Ka

| Tower Section | Feed Line Record No. | Description | Feed Line Segment Elev. | K _a No Ice | K _a Ice |
|---------------|----------------------|-------------|-------------------------|--------------------------|-----------------------|
|---------------|----------------------|-------------|-------------------------|--------------------------|-----------------------|

| | | |
|--|--|----------------------------------|
| tnxTower MTS Telecom, LLC. 1717 S. Boulder, Suite 300 Tulsa, OK 74119 Phone: (918) 587-4630 FAX: (918) 295-0265 | Job 93884.016.01.0001 - PLAINVILLE SOUTH WASHINGTON ST, CT (BU# 857012) | Page 5 of 20 |
| | Project | Date 18:50:15 08/01/23 |
| | Client Crown Castle | Designed by Rakshak |

| Tower Section | Feed Line Record No. | Description | Feed Line Segment Elev. | K _a No Ice | K _a Ice |
|---------------|----------------------|-----------------|-------------------------|-----------------------|--------------------|
| L1 | 14 | LDF7-50A(1-5/8) | 96.00 - 110.00 | 1.0000 | 1.0000 |
| L1 | 25 | Safety Line 3/8 | 96.00 - 121.00 | 1.0000 | 1.0000 |
| L2 | 14 | LDF7-50A(1-5/8) | 48.00 - 96.00 | 1.0000 | 1.0000 |
| L2 | 25 | Safety Line 3/8 | 48.00 - 96.00 | 1.0000 | 1.0000 |
| L3 | 14 | LDF7-50A(1-5/8) | 0.00 - 48.00 | 1.0000 | 1.0000 |
| L3 | 25 | Safety Line 3/8 | 0.00 - 48.00 | 1.0000 | 1.0000 |

Discrete Tower Loads

| Description | Face or Leg | Offset Type | Offsets: Horz Lateral Vert ft ft ft | Azimuth Adjustment ° | Placement ft | C _{AA} Front ft ² | C _{AA} Side ft ² | Weight K | |
|------------------------|-------------|-------------|--|-------------------------|-----------------|--|---|-------------|-------|
| 80010965 w/ Mount Pipe | A | From Leg | 4.000 | 0.000 | 121.000 | No Ice | 12.263 | 5.789 | 0.136 |
| | | | 0.000 | | | 1/2" Ice | 13.026 | 6.470 | 0.226 |
| | | | 1.000 | | | 1" Ice | 13.804 | 7.167 | 0.328 |
| 80010965 w/ Mount Pipe | B | From Leg | 4.000 | 0.000 | 121.000 | No Ice | 12.263 | 5.789 | 0.136 |
| | | | 0.000 | | | 1/2" Ice | 13.026 | 6.470 | 0.226 |
| | | | 1.000 | | | 1" Ice | 13.804 | 7.167 | 0.328 |
| 80010965 w/ Mount Pipe | C | From Leg | 4.000 | 0.000 | 121.000 | No Ice | 12.263 | 5.789 | 0.136 |
| | | | 0.000 | | | 1/2" Ice | 13.026 | 6.470 | 0.226 |
| | | | 1.000 | | | 1" Ice | 13.804 | 7.167 | 0.328 |
| RRUS 32 B2 | A | From Leg | 4.000 | 0.000 | 121.000 | No Ice | 2.731 | 1.668 | 0.053 |
| | | | 0.000 | | | 1/2" Ice | 2.953 | 1.855 | 0.074 |
| | | | 0.000 | | | 1" Ice | 3.182 | 2.049 | 0.098 |
| RRUS 32 B2 | B | From Leg | 4.000 | 0.000 | 121.000 | No Ice | 2.731 | 1.668 | 0.053 |
| | | | 0.000 | | | 1/2" Ice | 2.953 | 1.855 | 0.074 |
| | | | 0.000 | | | 1" Ice | 3.182 | 2.049 | 0.098 |
| RRUS 32 B2 | C | From Leg | 4.000 | 0.000 | 121.000 | No Ice | 2.731 | 1.668 | 0.053 |
| | | | 0.000 | | | 1/2" Ice | 2.953 | 1.855 | 0.074 |
| | | | 0.000 | | | 1" Ice | 3.182 | 2.049 | 0.098 |
| RRUS 4478 B14 | A | From Leg | 4.000 | 0.000 | 121.000 | No Ice | 1.843 | 1.059 | 0.060 |
| | | | 0.000 | | | 1/2" Ice | 2.012 | 1.197 | 0.076 |
| | | | 0.000 | | | 1" Ice | 2.190 | 1.342 | 0.094 |
| RRUS 4478 B14 | B | From Leg | 4.000 | 0.000 | 121.000 | No Ice | 1.843 | 1.059 | 0.060 |
| | | | 0.000 | | | 1/2" Ice | 2.012 | 1.197 | 0.076 |
| | | | 0.000 | | | 1" Ice | 2.190 | 1.342 | 0.094 |
| RRUS 4478 B14 | C | From Leg | 4.000 | 0.000 | 121.000 | No Ice | 1.843 | 1.059 | 0.060 |
| | | | 0.000 | | | 1/2" Ice | 2.012 | 1.197 | 0.076 |
| | | | 0.000 | | | 1" Ice | 2.190 | 1.342 | 0.094 |
| RRUS 4426 B66 | A | From Leg | 4.000 | 0.000 | 121.000 | No Ice | 1.644 | 0.725 | 0.048 |
| | | | 0.000 | | | 1/2" Ice | 1.804 | 0.842 | 0.061 |
| | | | 0.000 | | | 1" Ice | 1.972 | 0.969 | 0.076 |

| | | | | | | | | |
|--|----------------|--|--|--|--------------------|--|-------------------|--|
| tnxTower MTS Telecom, LLC. 1717 S. Boulder, Suite 300 Tulsa, OK 74119 Phone: (918) 587-4630 FAX: (918) 295-0265 | Job | | 93884.016.01.0001 - PLAINVILLE SOUTH WASHINGTON ST, CT (BU# 857012) | | Page | | 6 of 20 | |
| | Project | | | | Date | | 18:50:15 08/01/23 | |
| | Client | | Crown Castle | | Designed by | | Rakshak | |

| Description | Face or Leg | Offset Type | Offsets: | | Azimuth Adjustment | Placement | C _{AA} Front | C _{AA} Side | Weight |
|------------------------|-------------------|----------------|-----------------|-----------------|-----------------------|-----------|--------------------------|-------------------------|--------|
| | | | Horz Lateral | Vert | | | | | |
| RRUS 4426 B66 | B | From Leg | 4.000 | 0.000 | 0.000 | 121.000 | 2" Ice 2.329 | 1.244 | 0.115 |
| | | | 0.000 | No Ice 1.644 | | | | | 0.048 |
| | | | 0.000 | 1/2" Ice 1.804 | | | | | 0.061 |
| | | | 0.000 | 1" Ice 1.972 | | | | | 0.076 |
| RRUS 4426 B66 | C | From Leg | 4.000 | 0.000 | 0.000 | 121.000 | 2" Ice 2.329 | 1.244 | 0.115 |
| | | | 0.000 | No Ice 1.644 | | | | | 0.048 |
| | | | 0.000 | 1/2" Ice 1.804 | | | | | 0.061 |
| | | | 0.000 | 1" Ice 1.972 | | | | | 0.076 |
| RRUS 32 B30 | A | From Leg | 4.000 | 0.000 | 0.000 | 121.000 | 2" Ice 2.329 | 1.244 | 0.115 |
| | | | 0.000 | No Ice 2.731 | | | | | 0.053 |
| | | | 0.000 | 1/2" Ice 2.953 | | | | | 0.074 |
| | | | 0.000 | 1" Ice 3.182 | | | | | 0.098 |
| RRUS 32 B30 | B | From Leg | 4.000 | 0.000 | 0.000 | 121.000 | 2" Ice 3.663 | 2.458 | 0.157 |
| | | | 0.000 | No Ice 2.731 | | | | | 0.053 |
| | | | 0.000 | 1/2" Ice 2.953 | | | | | 0.074 |
| | | | 0.000 | 1" Ice 3.182 | | | | | 0.098 |
| RRUS 32 B30 | C | From Leg | 4.000 | 0.000 | 0.000 | 121.000 | 2" Ice 3.663 | 2.458 | 0.157 |
| | | | 0.000 | No Ice 2.731 | | | | | 0.053 |
| | | | 0.000 | 1/2" Ice 2.953 | | | | | 0.074 |
| | | | 0.000 | 1" Ice 3.182 | | | | | 0.098 |
| DC6-48-60-18-8F | C | From Leg | 2.000 | 0.000 | 0.000 | 121.000 | 2" Ice 3.663 | 2.458 | 0.157 |
| | | | 0.000 | No Ice 0.791 | | | | | 0.020 |
| | | | 1.000 | 1/2" Ice 1.274 | | | | | 0.035 |
| | | | 1.000 | 1" Ice 1.450 | | | | | 0.053 |
| QD6616-7 w/ Mount Pipe | A | From Leg | 4.000 | 0.000 | 0.000 | 121.000 | 2" Ice 1.831 | 1.831 | 0.095 |
| | | | 0.000 | No Ice 12.562 | | | | | 0.156 |
| | | | 0.000 | 1/2" Ice 13.305 | | | | | 0.252 |
| | | | 1.000 | 1" Ice 14.063 | | | | | 0.360 |
| QD6616-7 w/ Mount Pipe | B | From Leg | 4.000 | 0.000 | 0.000 | 121.000 | 2" Ice 15.627 | 9.684 | 0.612 |
| | | | 0.000 | No Ice 12.562 | | | | | 0.156 |
| | | | 0.000 | 1/2" Ice 13.305 | | | | | 0.252 |
| | | | 1.000 | 1" Ice 14.063 | | | | | 0.360 |
| QD6616-7 w/ Mount Pipe | C | From Leg | 4.000 | 0.000 | 0.000 | 121.000 | 2" Ice 15.627 | 9.684 | 0.612 |
| | | | 0.000 | No Ice 12.562 | | | | | 0.156 |
| | | | 0.000 | 1/2" Ice 13.305 | | | | | 0.252 |
| | | | 1.000 | 1" Ice 14.063 | | | | | 0.360 |
| AIR 6449 N77 | A | From Leg | 4.000 | 0.000 | 0.000 | 121.000 | 2" Ice 15.627 | 9.684 | 0.612 |
| | | | 0.000 | No Ice 3.698 | | | | | 0.097 |
| | | | 2.000 | 1/2" Ice 4.059 | | | | | 0.130 |
| | | | 2.000 | 1" Ice 4.436 | | | | | 0.168 |
| AIR 6449 N77 | B | From Leg | 4.000 | 0.000 | 0.000 | 121.000 | 2" Ice 5.235 | 3.476 | 0.255 |
| | | | 0.000 | No Ice 3.698 | | | | | 0.097 |
| | | | 2.000 | 1/2" Ice 4.059 | | | | | 0.130 |
| | | | 2.000 | 1" Ice 4.436 | | | | | 0.168 |
| AIR 6449 N77 | C | From Leg | 4.000 | 0.000 | 0.000 | 121.000 | 2" Ice 5.235 | 3.476 | 0.255 |
| | | | 0.000 | No Ice 3.698 | | | | | 0.097 |
| | | | 2.000 | 1/2" Ice 4.059 | | | | | 0.130 |
| | | | 2.000 | 1" Ice 4.436 | | | | | 0.168 |
| AIR 6419 B77G | A | From Leg | 4.000 | 0.000 | 0.000 | 121.000 | 2" Ice 5.235 | 3.476 | 0.255 |
| | | | 0.000 | No Ice 4.644 | | | | | 0.066 |
| | | | 0.000 | 1/2" Ice 5.107 | | | | | 0.092 |
| | | | 0.000 | 1" Ice 5.591 | | | | | 0.120 |
| AIR 6419 B77G | B | From Leg | 4.000 | 0.000 | 0.000 | 121.000 | 2" Ice 6.621 | 3.450 | 0.189 |
| | | | 0.000 | No Ice 4.644 | | | | | 0.066 |
| | | | 0.000 | 1/2" Ice 5.107 | | | | | 0.092 |
| | | | 0.000 | 1" Ice 5.591 | | | | | 0.120 |
| AIR 6419 B77G | B | From Leg | 4.000 | 0.000 | 0.000 | 121.000 | 2" Ice 6.621 | 3.450 | 0.189 |
| | | | 0.000 | No Ice 4.644 | | | | | 0.066 |
| | | | 0.000 | 1/2" Ice 5.107 | | | | | 0.092 |
| | | | 0.000 | 1" Ice 5.591 | | | | | 0.120 |

| | | |
|--|--|----------------------------------|
| tnxTower MTS Telecom, LLC. 1717 S. Boulder, Suite 300 Tulsa, OK 74119 Phone: (918) 587-4630 FAX: (918) 295-0265 | Job 93884.016.01.0001 - PLAINVILLE SOUTH WASHINGTON ST, CT (BU# 857012) | Page 7 of 20 |
| | Project | Date 18:50:15 08/01/23 |
| | Client Crown Castle | Designed by Rakshak |

| Description | Face or Leg | Offset Type | Offsets: | | Azimuth Adjustment ° | Placement ft | C _{AA} Front ft ² | C _{AA} Side ft ² | Weight K | |
|------------------------|-------------------|----------------|-----------------------|------------|----------------------------|-----------------|---|--|-------------|-------|
| | | | Horz Lateral ft | Vert ft | | | | | | |
| AIR 6419 B77G | C | From Leg | 4.000 | 0.000 | 0.000 | 121.000 | No Ice | 4.644 | 1.870 | 0.066 |
| | | | 0.000 | | | | 1/2" Ice | 5.107 | 2.234 | 0.092 |
| | | | 0.000 | | | | 1" Ice | 5.591 | 2.619 | 0.120 |
| | | | | | | | 2" Ice | 6.621 | 3.450 | 0.189 |
| DC6-48-60-18-8F | A | From Leg | 4.000 | 0.000 | 0.000 | 121.000 | No Ice | 0.791 | 0.791 | 0.020 |
| | | | 0.000 | | | | 1/2" Ice | 1.274 | 1.274 | 0.035 |
| | | | 1.000 | | | | 1" Ice | 1.450 | 1.450 | 0.053 |
| | | | | | | | 2" Ice | 1.831 | 1.831 | 0.095 |
| DC9-48-60-24-8C-EV | B | From Leg | 4.000 | 0.000 | 0.000 | 121.000 | No Ice | 2.737 | 4.785 | 0.026 |
| | | | 0.000 | | | | 1/2" Ice | 2.963 | 5.065 | 0.063 |
| | | | 1.000 | | | | 1" Ice | 3.196 | 5.352 | 0.104 |
| | | | | | | | 2" Ice | 3.684 | 5.948 | 0.200 |
| RRUS 4449 B5/B12 | A | From Leg | 4.000 | 0.000 | 0.000 | 121.000 | No Ice | 1.968 | 1.408 | 0.071 |
| | | | 0.000 | | | | 1/2" Ice | 2.144 | 1.564 | 0.090 |
| | | | 1.000 | | | | 1" Ice | 2.328 | 1.727 | 0.111 |
| | | | | | | | 2" Ice | 2.718 | 2.075 | 0.163 |
| RRUS 4449 B5/B12 | B | From Leg | 4.000 | 0.000 | 0.000 | 121.000 | No Ice | 1.968 | 1.408 | 0.071 |
| | | | 0.000 | | | | 1/2" Ice | 2.144 | 1.564 | 0.090 |
| | | | 1.000 | | | | 1" Ice | 2.328 | 1.727 | 0.111 |
| | | | | | | | 2" Ice | 2.718 | 2.075 | 0.163 |
| RRUS 4449 B5/B12 | C | From Leg | 4.000 | 0.000 | 0.000 | 121.000 | No Ice | 1.968 | 1.408 | 0.071 |
| | | | 0.000 | | | | 1/2" Ice | 2.144 | 1.564 | 0.090 |
| | | | 1.000 | | | | 1" Ice | 2.328 | 1.727 | 0.111 |
| | | | | | | | 2" Ice | 2.718 | 2.075 | 0.163 |
| 4' x 2.375" Pipe Mount | A | From Leg | 2.000 | 0.000 | 0.000 | 121.000 | No Ice | 1.457 | 1.457 | 0.022 |
| | | | 0.000 | | | | 1/2" Ice | 1.748 | 1.748 | 0.031 |
| | | | 0.000 | | | | 1" Ice | 2.046 | 2.046 | 0.044 |
| | | | | | | | 2" Ice | 2.664 | 2.664 | 0.082 |
| 4' x 2.375" Pipe Mount | B | From Leg | 2.000 | 0.000 | 0.000 | 121.000 | No Ice | 1.457 | 1.457 | 0.022 |
| | | | 0.000 | | | | 1/2" Ice | 1.748 | 1.748 | 0.031 |
| | | | 0.000 | | | | 1" Ice | 2.046 | 2.046 | 0.044 |
| | | | | | | | 2" Ice | 2.664 | 2.664 | 0.082 |
| 4' x 2.375" Pipe Mount | C | From Leg | 2.000 | 0.000 | 0.000 | 121.000 | No Ice | 1.457 | 1.457 | 0.022 |
| | | | 0.000 | | | | 1/2" Ice | 1.748 | 1.748 | 0.031 |
| | | | 0.000 | | | | 1" Ice | 2.046 | 2.046 | 0.044 |
| | | | | | | | 2" Ice | 2.664 | 2.664 | 0.082 |
| 6' x 2" Mount Pipe | A | From Leg | 4.000 | 0.000 | 0.000 | 121.000 | No Ice | 1.425 | 1.425 | 0.022 |
| | | | 0.000 | | | | 1/2" Ice | 1.925 | 1.925 | 0.033 |
| | | | 0.000 | | | | 1" Ice | 2.294 | 2.294 | 0.048 |
| | | | | | | | 2" Ice | 3.060 | 3.060 | 0.090 |
| 6' x 2" Mount Pipe | B | From Leg | 4.000 | 0.000 | 0.000 | 121.000 | No Ice | 1.425 | 1.425 | 0.022 |
| | | | 0.000 | | | | 1/2" Ice | 1.925 | 1.925 | 0.033 |
| | | | 0.000 | | | | 1" Ice | 2.294 | 2.294 | 0.048 |
| | | | | | | | 2" Ice | 3.060 | 3.060 | 0.090 |
| 6' x 2" Mount Pipe | C | From Leg | 4.000 | 0.000 | 0.000 | 121.000 | No Ice | 1.425 | 1.425 | 0.022 |
| | | | 0.000 | | | | 1/2" Ice | 1.925 | 1.925 | 0.033 |
| | | | 0.000 | | | | 1" Ice | 2.294 | 2.294 | 0.048 |
| | | | | | | | 2" Ice | 3.060 | 3.060 | 0.090 |
| 8' x 2.375" Mount Pipe | A | From Leg | 4.000 | 0.000 | 0.000 | 121.000 | No Ice | 1.900 | 1.900 | 0.061 |
| | | | 0.000 | | | | 1/2" Ice | 2.728 | 2.728 | 0.075 |
| | | | 0.000 | | | | 1" Ice | 3.401 | 3.401 | 0.095 |
| | | | | | | | 2" Ice | 4.396 | 4.396 | 0.150 |
| 8' x 2.375" Mount Pipe | B | From Leg | 4.000 | 0.000 | 0.000 | 121.000 | No Ice | 1.900 | 1.900 | 0.061 |
| | | | 0.000 | | | | 1/2" Ice | 2.728 | 2.728 | 0.075 |
| | | | 0.000 | | | | 1" Ice | 3.401 | 3.401 | 0.095 |
| | | | | | | | 2" Ice | 4.396 | 4.396 | 0.150 |
| 8' x 2.375" Mount Pipe | C | From Leg | 4.000 | 0.000 | 0.000 | 121.000 | No Ice | 1.900 | 1.900 | 0.061 |
| | | | | | | | | | | |

| | | | | | | | | |
|--|--|--|--|--|--|--------------------|-------------|--|
| tnxTower MTS Telecom, LLC. 1717 S. Boulder, Suite 300 Tulsa, OK 74119 Phone: (918) 587-4630 FAX: (918) 295-0265 | Job | | | | | | Page | |
| | 93884.016.01.0001 - PLAINVILLE SOUTH WASHINGTON ST, CT (BU# 857012) | | | | | | 8 of 20 | |
| | Project | | | | | | Date | |
| Crown Castle | | | | | | 18:50:15 08/01/23 | | |
| Client | | | | | | Designed by | | |
| | | | | | | Rakshak | | |

| Description | Face or Leg | Offset Type | Offsets: | | Azimuth Adjustment | Placement | C _{AA} Front | C _{AA} Side | Weight |
|---|-------------------|----------------|-----------------|-------|-----------------------|-----------|--------------------------|-------------------------|--------|
| | | | Horz Lateral | Vert | | | | | |
| | | | | 0.000 | | 1/2" Ice | 2.728 | 2.728 | 0.075 |
| | | | | 0.000 | | 1" Ice | 3.401 | 3.401 | 0.095 |
| | | | | | | 2" Ice | 4.396 | 4.396 | 0.150 |
| 6' x 2" Horizontal Mount Pipe | A | From Leg | 3.000 | 0.000 | 121.000 | No Ice | 1.140 | 0.010 | 0.016 |
| | | | 0.000 | | | 1/2" Ice | 1.760 | 0.040 | 0.025 |
| | | | 4.000 | | | 1" Ice | 2.140 | 0.090 | 0.038 |
| | | | | | | 2" Ice | 2.900 | 0.210 | 0.077 |
| 6' x 2" Horizontal Mount Pipe | B | From Leg | 3.000 | 0.000 | 121.000 | No Ice | 1.140 | 0.010 | 0.016 |
| | | | 0.000 | | | 1/2" Ice | 1.760 | 0.040 | 0.025 |
| | | | 4.000 | | | 1" Ice | 2.140 | 0.090 | 0.038 |
| | | | | | | 2" Ice | 2.900 | 0.210 | 0.077 |
| 6' x 2" Horizontal Mount Pipe | C | From Leg | 3.000 | 0.000 | 121.000 | No Ice | 1.140 | 0.010 | 0.016 |
| | | | 0.000 | | | 1/2" Ice | 1.760 | 0.040 | 0.025 |
| | | | 4.000 | | | 1" Ice | 2.140 | 0.090 | 0.038 |
| | | | | | | 2" Ice | 2.900 | 0.210 | 0.077 |
| Platform Mount [LP 1201-1_KCKR-HR-1] | C | None | | 0.000 | 121.000 | No Ice | 37.610 | 37.610 | 2.631 |
| | | | | | | 1/2" Ice | 45.620 | 45.620 | 3.478 |
| | | | | | | 1" Ice | 53.590 | 53.590 | 4.462 |
| | | | | | | 2" Ice | 69.650 | 69.650 | 6.848 |
| * | | | | | | | | | |
| (2) SBNHH-1D65B w/ Mount Pipe | A | From Leg | 4.000 | 0.000 | 110.000 | No Ice | 4.090 | 3.300 | 0.066 |
| | | | 0.000 | | | 1/2" Ice | 4.490 | 3.680 | 0.130 |
| | | | 2.000 | | | 1" Ice | 4.890 | 4.070 | 0.204 |
| | | | | | | 2" Ice | 5.720 | 4.870 | 0.386 |
| (2) SBNHH-1D65B w/ Mount Pipe | B | From Leg | 4.000 | 0.000 | 110.000 | No Ice | 4.090 | 3.300 | 0.066 |
| | | | 0.000 | | | 1/2" Ice | 4.490 | 3.680 | 0.130 |
| | | | 2.000 | | | 1" Ice | 4.890 | 4.070 | 0.204 |
| | | | | | | 2" Ice | 5.720 | 4.870 | 0.386 |
| (2) SBNHH-1D65B w/ Mount Pipe | C | From Leg | 4.000 | 0.000 | 110.000 | No Ice | 4.090 | 3.300 | 0.066 |
| | | | 0.000 | | | 1/2" Ice | 4.490 | 3.680 | 0.130 |
| | | | 2.000 | | | 1" Ice | 4.890 | 4.070 | 0.204 |
| | | | | | | 2" Ice | 5.720 | 4.870 | 0.386 |
| MT6407-77A w/ Mount Pipe | A | From Leg | 4.000 | 0.000 | 110.000 | No Ice | 5.940 | 3.100 | 0.096 |
| | | | 0.000 | | | 1/2" Ice | 6.470 | 3.550 | 0.132 |
| | | | 4.000 | | | 1" Ice | 7.020 | 4.020 | 0.175 |
| | | | | | | 2" Ice | 8.170 | 5.010 | 0.282 |
| MT6407-77A w/ Mount Pipe | B | From Leg | 4.000 | 0.000 | 110.000 | No Ice | 5.940 | 3.100 | 0.096 |
| | | | 0.000 | | | 1/2" Ice | 6.470 | 3.550 | 0.132 |
| | | | 4.000 | | | 1" Ice | 7.020 | 4.020 | 0.175 |
| | | | | | | 2" Ice | 8.170 | 5.010 | 0.282 |
| MT6407-77A w/ Mount Pipe | C | From Leg | 4.000 | 0.000 | 110.000 | No Ice | 5.940 | 3.100 | 0.096 |
| | | | 0.000 | | | 1/2" Ice | 6.470 | 3.550 | 0.132 |
| | | | 4.000 | | | 1" Ice | 7.020 | 4.020 | 0.175 |
| | | | | | | 2" Ice | 8.170 | 5.010 | 0.282 |
| CBRS w/ Mount Pipe | A | From Leg | 4.000 | 0.000 | 110.000 | No Ice | 1.452 | 0.994 | 0.032 |
| | | | 0.000 | | | 1/2" Ice | 1.671 | 1.185 | 0.048 |
| | | | 0.000 | | | 1" Ice | 1.905 | 1.391 | 0.068 |
| | | | | | | 2" Ice | 2.418 | 1.847 | 0.123 |
| CBRS w/ Mount Pipe | B | From Leg | 4.000 | 0.000 | 110.000 | No Ice | 1.452 | 0.994 | 0.032 |
| | | | 0.000 | | | 1/2" Ice | 1.671 | 1.185 | 0.048 |
| | | | 0.000 | | | 1" Ice | 1.905 | 1.391 | 0.068 |
| | | | | | | 2" Ice | 2.418 | 1.847 | 0.123 |
| CBRS w/ Mount Pipe | C | From Leg | 4.000 | 0.000 | 110.000 | No Ice | 1.452 | 0.994 | 0.032 |
| | | | 0.000 | | | 1/2" Ice | 1.671 | 1.185 | 0.048 |
| | | | 0.000 | | | 1" Ice | 1.905 | 1.391 | 0.068 |
| | | | | | | 2" Ice | 2.418 | 1.847 | 0.123 |
| LNx-6514DS-A1M w/ | A | From Leg | 4.000 | 0.000 | 110.000 | No Ice | 4.095 | 3.296 | 0.065 |

| Description | Face or Leg | Offset Type | Offsets: | | Azimuth Adjustment | Placement | C _{AA} Front | C _{AA} Side | Weight |
|------------------------------|-------------|-------------|----------|---------|--------------------|-----------|-----------------------|----------------------|--------|
| | | | Horz | Lateral | | | | | |
| | | | Vert | | ° | ft | ft ² | ft ² | K |
| | | | ft | ft | | | | | |
| | | | ft | | | | | | |
| Mount Pipe | | | 0.000 | | | 1/2" Ice | 4.485 | 3.675 | 0.128 |
| | | | 4.000 | | | 1" Ice | 4.885 | 4.064 | 0.202 |
| | | | | | | 2" Ice | 5.712 | 4.869 | 0.383 |
| LNx-6514DS-A1M w/ Mount Pipe | B | From Leg | 4.000 | 0.000 | 110.000 | No Ice | 4.095 | 3.296 | 0.065 |
| | | | 0.000 | | | 1/2" Ice | 4.485 | 3.675 | 0.128 |
| | | | 4.000 | | | 1" Ice | 4.885 | 4.064 | 0.202 |
| | | | | | | 2" Ice | 5.712 | 4.869 | 0.383 |
| LNx-6514DS-A1M w/ Mount Pipe | C | From Leg | 4.000 | 0.000 | 110.000 | No Ice | 4.095 | 3.296 | 0.065 |
| | | | 0.000 | | | 1/2" Ice | 4.485 | 3.675 | 0.128 |
| | | | 4.000 | | | 1" Ice | 4.885 | 4.064 | 0.202 |
| | | | | | | 2" Ice | 5.712 | 4.869 | 0.383 |
| RFV01U-D1A | A | From Leg | 4.000 | 0.000 | 110.000 | No Ice | 1.875 | 1.250 | 0.084 |
| | | | 0.000 | | | 1/2" Ice | 2.045 | 1.393 | 0.103 |
| | | | 2.000 | | | 1" Ice | 2.223 | 1.543 | 0.124 |
| | | | | | | 2" Ice | 2.601 | 1.865 | 0.175 |
| RFV01U-D1A | B | From Leg | 4.000 | 0.000 | 110.000 | No Ice | 1.875 | 1.250 | 0.084 |
| | | | 0.000 | | | 1/2" Ice | 2.045 | 1.393 | 0.103 |
| | | | 2.000 | | | 1" Ice | 2.223 | 1.543 | 0.124 |
| | | | | | | 2" Ice | 2.601 | 1.865 | 0.175 |
| RFV01U-D1A | C | From Leg | 4.000 | 0.000 | 110.000 | No Ice | 1.875 | 1.250 | 0.084 |
| | | | 0.000 | | | 1/2" Ice | 2.045 | 1.393 | 0.103 |
| | | | 2.000 | | | 1" Ice | 2.223 | 1.543 | 0.124 |
| | | | | | | 2" Ice | 2.601 | 1.865 | 0.175 |
| RFV01U-D2A | A | From Leg | 4.000 | 0.000 | 110.000 | No Ice | 1.875 | 1.013 | 0.070 |
| | | | 0.000 | | | 1/2" Ice | 2.045 | 1.145 | 0.087 |
| | | | 2.000 | | | 1" Ice | 2.223 | 1.284 | 0.106 |
| | | | | | | 2" Ice | 2.601 | 1.585 | 0.153 |
| RFV01U-D2A | B | From Leg | 4.000 | 0.000 | 110.000 | No Ice | 1.875 | 1.013 | 0.070 |
| | | | 0.000 | | | 1/2" Ice | 2.045 | 1.145 | 0.087 |
| | | | 2.000 | | | 1" Ice | 2.223 | 1.284 | 0.106 |
| | | | | | | 2" Ice | 2.601 | 1.585 | 0.153 |
| RFV01U-D2A | C | From Leg | 4.000 | 0.000 | 110.000 | No Ice | 1.875 | 1.013 | 0.070 |
| | | | 0.000 | | | 1/2" Ice | 2.045 | 1.145 | 0.087 |
| | | | 2.000 | | | 1" Ice | 2.223 | 1.284 | 0.106 |
| | | | | | | 2" Ice | 2.601 | 1.585 | 0.153 |
| RVZDC-6627-PF-48_CCIV2 | A | From Leg | 4.000 | 0.000 | 110.000 | No Ice | 4.056 | 3.098 | 0.032 |
| | | | 0.000 | | | 1/2" Ice | 4.316 | 3.335 | 0.068 |
| | | | 2.000 | | | 1" Ice | 4.582 | 3.580 | 0.109 |
| | | | | | | 2" Ice | 5.138 | 4.092 | 0.203 |
| BSF0020F3V1 | C | From Leg | 4.000 | 0.000 | 110.000 | No Ice | 0.963 | 0.287 | 0.018 |
| | | | 0.000 | | | 1/2" Ice | 1.086 | 0.364 | 0.024 |
| | | | 2.000 | | | 1" Ice | 1.217 | 0.449 | 0.033 |
| | | | | | | 2" Ice | 1.500 | 0.643 | 0.056 |
| 6' x 2.375" Mount Pipe | A | From Leg | 1.000 | 0.000 | 110.000 | No Ice | 1.425 | 1.425 | 0.041 |
| | | | 0.000 | | | 1/2" Ice | 1.925 | 1.925 | 0.051 |
| | | | 0.000 | | | 1" Ice | 2.294 | 2.294 | 0.066 |
| | | | | | | 2" Ice | 3.060 | 3.060 | 0.109 |
| Side Arm Mount [SO 102-3] | C | None | | 0.000 | 110.000 | No Ice | 3.600 | 3.600 | 0.075 |
| | | | | | | 1/2" Ice | 4.180 | 4.180 | 0.105 |
| | | | | | | 1" Ice | 4.750 | 4.750 | 0.135 |
| | | | | | | 2" Ice | 5.900 | 5.900 | 0.195 |
| Platform Mount [LP 1201-1] | C | None | | 0.000 | 110.000 | No Ice | 18.380 | 18.380 | 2.100 |
| | | | | | | 1/2" Ice | 22.110 | 22.110 | 2.652 |
| | | | | | | 1" Ice | 25.870 | 25.870 | 3.263 |
| | | | | | | 2" Ice | 33.470 | 33.470 | 4.662 |
| * AIR 32 B2A | A | From Leg | 4.000 | 0.000 | 100.000 | No Ice | 3.855 | 2.506 | 0.172 |

| | | | | | | | | |
|--|--|--|--|--|--|--------------------|-------------|--|
| tnxTower MTS Telecom, LLC. 1717 S. Boulder, Suite 300 Tulsa, OK 74119 Phone: (918) 587-4630 FAX: (918) 295-0265 | Job | | | | | | Page | |
| | 93884.016.01.0001 - PLAINVILLE SOUTH WASHINGTON ST, CT (BU# 857012) | | | | | | 10 of 20 | |
| | Project | | | | | | Date | |
| Crown Castle | | | | | | 18:50:15 08/01/23 | | |
| Client | | | | | | Designed by | | |
| | | | | | | Rakshak | | |

| Description | Face or Leg | Offset Type | Offsets: | | Azimuth Adjustment | Placement | C _{AA} Front | C _{AA} Side | Weight |
|---------------------------------------|-------------------|----------------|-----------------|-------|-----------------------|-----------|--------------------------|-------------------------|--------|
| | | | Horz Lateral | Vert | | | | | |
| B66AA_T-MOBILE | | | 0.000 | | | 1/2" Ice | 4.228 | 2.856 | 0.220 |
| | | | 2.000 | | | 1" Ice | 4.612 | 3.217 | 0.273 |
| | | | | | | 2" Ice | 5.410 | 3.969 | 0.396 |
| AIR 32 B2A | B | From Leg | 4.000 | 0.000 | 100.000 | No Ice | 3.855 | 2.506 | 0.172 |
| B66AA_T-MOBILE | | | 0.000 | | | 1/2" Ice | 4.228 | 2.856 | 0.220 |
| | | | 2.000 | | | 1" Ice | 4.612 | 3.217 | 0.273 |
| | | | | | | 2" Ice | 5.410 | 3.969 | 0.396 |
| AIR 32 B2A | C | From Leg | 4.000 | 0.000 | 100.000 | No Ice | 3.855 | 2.506 | 0.172 |
| B66AA_T-MOBILE | | | 0.000 | | | 1/2" Ice | 4.228 | 2.856 | 0.220 |
| | | | 2.000 | | | 1" Ice | 4.612 | 3.217 | 0.273 |
| | | | | | | 2" Ice | 5.410 | 3.969 | 0.396 |
| APXVAALL24_43-U-NA20 w/ Mount Pipe | A | From Leg | 4.000 | 0.000 | 100.000 | No Ice | 14.694 | 6.873 | 0.183 |
| | | | 0.000 | | | 1/2" Ice | 15.455 | 7.554 | 0.311 |
| | | | 0.000 | | | 1" Ice | 16.230 | 8.247 | 0.453 |
| | | | | | | 2" Ice | 17.816 | 9.670 | 0.782 |
| APXVAALL24_43-U-NA20 w/ Mount Pipe | B | From Leg | 4.000 | 0.000 | 100.000 | No Ice | 14.694 | 6.873 | 0.183 |
| | | | 0.000 | | | 1/2" Ice | 15.455 | 7.554 | 0.311 |
| | | | 0.000 | | | 1" Ice | 16.230 | 8.247 | 0.453 |
| | | | | | | 2" Ice | 17.816 | 9.670 | 0.782 |
| APXVAALL24_43-U-NA20 w/ Mount Pipe | C | From Leg | 4.000 | 0.000 | 100.000 | No Ice | 14.694 | 6.873 | 0.183 |
| | | | 0.000 | | | 1/2" Ice | 15.455 | 7.554 | 0.311 |
| | | | 0.000 | | | 1" Ice | 16.230 | 8.247 | 0.453 |
| | | | | | | 2" Ice | 17.816 | 9.670 | 0.782 |
| AIR6449 B41_T-MOBILE w/ Mount Pipe | A | From Leg | 4.000 | 0.000 | 100.000 | No Ice | 5.187 | 2.705 | 0.128 |
| | | | 0.000 | | | 1/2" Ice | 5.594 | 3.038 | 0.174 |
| | | | 2.000 | | | 1" Ice | 6.016 | 3.385 | 0.227 |
| | | | | | | 2" Ice | 6.904 | 4.122 | 0.354 |
| AIR6449 B41_T-MOBILE w/ Mount Pipe | B | From Leg | 4.000 | 0.000 | 100.000 | No Ice | 5.187 | 2.705 | 0.128 |
| | | | 0.000 | | | 1/2" Ice | 5.594 | 3.038 | 0.174 |
| | | | 2.000 | | | 1" Ice | 6.016 | 3.385 | 0.227 |
| | | | | | | 2" Ice | 6.904 | 4.122 | 0.354 |
| AIR6449 B41_T-MOBILE w/ Mount Pipe | C | From Leg | 4.000 | 0.000 | 100.000 | No Ice | 5.187 | 2.705 | 0.128 |
| | | | 0.000 | | | 1/2" Ice | 5.594 | 3.038 | 0.174 |
| | | | 2.000 | | | 1" Ice | 6.016 | 3.385 | 0.227 |
| | | | | | | 2" Ice | 6.904 | 4.122 | 0.354 |
| ONEBASE TWIN DUAL DUPLEX TMA | A | From Leg | 4.000 | 0.000 | 100.000 | No Ice | 0.578 | 0.263 | 0.011 |
| | | | 0.000 | | | 1/2" Ice | 0.674 | 0.336 | 0.016 |
| | | | 0.000 | | | 1" Ice | 0.778 | 0.416 | 0.022 |
| | | | | | | 2" Ice | 1.008 | 0.600 | 0.040 |
| ONEBASE TWIN DUAL DUPLEX TMA | B | From Leg | 4.000 | 0.000 | 100.000 | No Ice | 0.578 | 0.263 | 0.011 |
| | | | 0.000 | | | 1/2" Ice | 0.674 | 0.336 | 0.016 |
| | | | 0.000 | | | 1" Ice | 0.778 | 0.416 | 0.022 |
| | | | | | | 2" Ice | 1.008 | 0.600 | 0.040 |
| ONEBASE TWIN DUAL DUPLEX TMA | C | From Leg | 4.000 | 0.000 | 100.000 | No Ice | 0.578 | 0.263 | 0.011 |
| | | | 0.000 | | | 1/2" Ice | 0.674 | 0.336 | 0.016 |
| | | | 0.000 | | | 1" Ice | 0.778 | 0.416 | 0.022 |
| | | | | | | 2" Ice | 1.008 | 0.600 | 0.040 |
| RADIO 4449 B71 B85A_T-MOBILE | A | From Leg | 4.000 | 0.000 | 100.000 | No Ice | 1.970 | 1.587 | 0.073 |
| | | | 0.000 | | | 1/2" Ice | 2.147 | 1.749 | 0.093 |
| | | | 0.000 | | | 1" Ice | 2.331 | 1.918 | 0.116 |
| | | | | | | 2" Ice | 2.721 | 2.280 | 0.170 |
| RADIO 4449 B71 B85A_T-MOBILE | B | From Leg | 4.000 | 0.000 | 100.000 | No Ice | 1.970 | 1.587 | 0.073 |
| | | | 0.000 | | | 1/2" Ice | 2.147 | 1.749 | 0.093 |
| | | | 0.000 | | | 1" Ice | 2.331 | 1.918 | 0.116 |
| | | | | | | 2" Ice | 2.721 | 2.280 | 0.170 |
| RADIO 4449 B71 B85A_T-MOBILE | C | From Leg | 4.000 | 0.000 | 100.000 | No Ice | 1.970 | 1.587 | 0.073 |
| | | | 0.000 | | | 1/2" Ice | 2.147 | 1.749 | 0.093 |

| | | |
|--|--|----------------------------------|
| tnxTower MTS Telecom, LLC. 1717 S. Boulder, Suite 300 Tulsa, OK 74119 Phone: (918) 587-4630 FAX: (918) 295-0265 | Job 93884.016.01.0001 - PLAINVILLE SOUTH WASHINGTON ST, CT (BU# 857012) | Page 11 of 20 |
| | Project | Date 18:50:15 08/01/23 |
| | Client Crown Castle | Designed by Rakshak |

| Description | Face or Leg | Offset Type | Offsets: | | Azimuth Adjustment ° | Placement ft | C _{AA} Front ft ² | C _{AA} Side ft ² | Weight K |
|-----------------------------------|-------------------|----------------|------------|---------------|----------------------------|-----------------|---|--|-------------|
| | | | Horz ft | Lateral ft | | | | | |
| | | | 0.000 | | | | | | |
| RRUS 4415 B25 | A | From Leg | 4.000 | 0.000 | 100.000 | 1" Ice | 2.331 | 1.918 | 0.116 |
| | | | 0.000 | | | 2" Ice | 2.721 | 2.280 | 0.170 |
| | | | 0.000 | | | No Ice | 1.644 | 0.679 | 0.044 |
| | | | 0.000 | | | 1/2" Ice | 1.804 | 0.791 | 0.056 |
| RRUS 4415 B25 | B | From Leg | 4.000 | 0.000 | 100.000 | 1" Ice | 1.972 | 0.913 | 0.071 |
| | | | 0.000 | | | 2" Ice | 2.329 | 1.183 | 0.109 |
| | | | 0.000 | | | No Ice | 1.644 | 0.679 | 0.044 |
| | | | 0.000 | | | 1/2" Ice | 1.804 | 0.791 | 0.056 |
| RRUS 4415 B25 | C | From Leg | 4.000 | 0.000 | 100.000 | 1" Ice | 1.972 | 0.913 | 0.071 |
| | | | 0.000 | | | 2" Ice | 2.329 | 1.183 | 0.109 |
| | | | 0.000 | | | No Ice | 1.644 | 0.679 | 0.044 |
| | | | 0.000 | | | 1/2" Ice | 1.804 | 0.791 | 0.056 |
| SDX1926Q-43 | A | From Leg | 4.000 | 0.000 | 100.000 | 1" Ice | 1.972 | 0.913 | 0.071 |
| | | | 0.000 | | | 2" Ice | 2.329 | 1.183 | 0.109 |
| | | | 0.000 | | | No Ice | 0.241 | 0.101 | 0.006 |
| | | | 0.000 | | | 1/2" Ice | 0.306 | 0.144 | 0.009 |
| SDX1926Q-43 | B | From Leg | 4.000 | 0.000 | 100.000 | 1" Ice | 0.379 | 0.195 | 0.012 |
| | | | 0.000 | | | 2" Ice | 0.547 | 0.318 | 0.023 |
| | | | 0.000 | | | No Ice | 0.241 | 0.101 | 0.006 |
| | | | 0.000 | | | 1/2" Ice | 0.306 | 0.144 | 0.009 |
| SDX1926Q-43 | C | From Leg | 4.000 | 0.000 | 100.000 | 1" Ice | 0.379 | 0.195 | 0.012 |
| | | | 0.000 | | | 2" Ice | 0.547 | 0.318 | 0.023 |
| | | | 0.000 | | | No Ice | 0.241 | 0.101 | 0.006 |
| | | | 0.000 | | | 1/2" Ice | 0.306 | 0.144 | 0.009 |
| (2) 7' x 2.375" Mount Pipe | A | From Leg | 4.000 | 0.000 | 100.000 | 1" Ice | 0.379 | 0.195 | 0.012 |
| | | | 0.000 | | | 2" Ice | 0.547 | 0.318 | 0.023 |
| | | | 0.000 | | | No Ice | 1.663 | 1.663 | 0.061 |
| | | | 0.000 | | | 1/2" Ice | 2.391 | 2.391 | 0.073 |
| (2) 7' x 2.375" Mount Pipe | B | From Leg | 4.000 | 0.000 | 100.000 | 1" Ice | 2.825 | 2.825 | 0.090 |
| | | | 0.000 | | | 2" Ice | 3.706 | 3.706 | 0.140 |
| | | | 0.000 | | | No Ice | 1.663 | 1.663 | 0.061 |
| | | | 0.000 | | | 1/2" Ice | 2.391 | 2.391 | 0.073 |
| (2) 7' x 2.375" Mount Pipe | C | From Leg | 4.000 | 0.000 | 100.000 | 1" Ice | 2.825 | 2.825 | 0.090 |
| | | | 0.000 | | | 2" Ice | 3.706 | 3.706 | 0.140 |
| | | | 0.000 | | | No Ice | 1.663 | 1.663 | 0.061 |
| | | | 0.000 | | | 1/2" Ice | 2.391 | 2.391 | 0.073 |
| Platform Mount [LP 602-1_KCKR] | C | None | | 0.000 | 100.000 | 1" Ice | 2.825 | 2.825 | 0.090 |
| | | | | | | 2" Ice | 3.706 | 3.706 | 0.140 |
| | | | | | | No Ice | 42.300 | 42.300 | 1.618 |
| | | | | | | 1/2" Ice | 49.040 | 49.040 | 2.384 |
| * LLPX310R-V1 w/ Mount Pipe | A | From Leg | 3.000 | 0.000 | 86.000 | 1" Ice | 55.870 | 55.870 | 3.267 |
| | | | 0.000 | | | 2" Ice | 69.850 | 69.850 | 5.398 |
| | | | 2.000 | | | No Ice | 3.882 | 2.355 | 0.057 |
| | | | | | | 1/2" Ice | 4.291 | 2.729 | 0.091 |
| LLPX310R-V1 w/ Mount Pipe | B | From Leg | 3.000 | 0.000 | 86.000 | 1" Ice | 4.716 | 3.117 | 0.133 |
| | | | 0.000 | | | 2" Ice | 5.608 | 3.937 | 0.238 |
| | | | 2.000 | | | No Ice | 3.882 | 2.355 | 0.057 |
| | | | | | | 1/2" Ice | 4.291 | 2.729 | 0.091 |
| LLPX310R-V1 w/ Mount Pipe | C | From Leg | 3.000 | 0.000 | 86.000 | 1" Ice | 4.716 | 3.117 | 0.133 |
| | | | 0.000 | | | 2" Ice | 5.608 | 3.937 | 0.238 |
| | | | 2.000 | | | No Ice | 3.882 | 2.355 | 0.057 |
| | | | | | | 1/2" Ice | 4.291 | 2.729 | 0.091 |
| HORIZON DUO | A | From Leg | 3.000 | 0.000 | 86.000 | 1" Ice | 4.716 | 3.117 | 0.133 |
| | | | 0.000 | | | 2" Ice | 5.608 | 3.937 | 0.238 |
| | | | | | | No Ice | 0.469 | 0.294 | 0.007 |
| | | | | | | 1/2" Ice | 0.556 | 0.365 | 0.012 |

| | | |
|--|--|----------------------------------|
| tnxTower MTS Telecom, LLC. 1717 S. Boulder, Suite 300 Tulsa, OK 74119 Phone: (918) 587-4630 FAX: (918) 295-0265 | Job 93884.016.01.0001 - PLAINVILLE SOUTH WASHINGTON ST, CT (BU# 857012) | Page 12 of 20 |
| | Project | Date 18:50:15 08/01/23 |
| | Client Crown Castle | Designed by Rakshak |

| Description | Face or Leg | Offset Type | Offsets: | | Azimuth Adjustment | Placement | C _{AA} Front | C _{AA} Side | Weight |
|------------------------|-------------|-------------|--------------|-------|--------------------|-----------|-----------------------|----------------------|--------|
| | | | Horz Lateral | Vert | | | | | |
| | | | | 2.000 | | | 1" Ice 0.650 | 0.444 | 0.018 |
| | | | | | | | 2" Ice 0.861 | 0.624 | 0.036 |
| HORIZON DUO | B | From Leg | 3.000 | 0.000 | 86.000 | No Ice | 0.469 | 0.294 | 0.007 |
| | | | 0.000 | | | 1/2" Ice | 0.556 | 0.365 | 0.012 |
| | | | 2.000 | | | 1" Ice | 0.650 | 0.444 | 0.018 |
| DC6-48-60-18-8F | A | From Leg | 3.000 | 0.000 | 86.000 | No Ice | 0.861 | 0.624 | 0.036 |
| | | | 0.000 | | | 1/2" Ice | 0.791 | 0.791 | 0.020 |
| | | | 2.000 | | | 1" Ice | 1.274 | 1.274 | 0.035 |
| DC6-48-60-18-8F | B | From Leg | 3.000 | 0.000 | 86.000 | No Ice | 1.450 | 1.450 | 0.053 |
| | | | 0.000 | | | 1" Ice | 1.831 | 1.831 | 0.095 |
| | | | 2.000 | | | 2" Ice | 0.791 | 0.791 | 0.020 |
| DC6-48-60-18-8F | C | From Leg | 3.000 | 0.000 | 86.000 | No Ice | 1.274 | 1.274 | 0.035 |
| | | | 0.000 | | | 1/2" Ice | 1.450 | 1.450 | 0.053 |
| | | | 2.000 | | | 1" Ice | 1.831 | 1.831 | 0.095 |
| URAS-FLEXIBLE | A | From Leg | 3.000 | 0.000 | 86.000 | No Ice | 0.791 | 0.791 | 0.020 |
| | | | 0.000 | | | 1/2" Ice | 1.274 | 1.274 | 0.035 |
| | | | 2.000 | | | 1" Ice | 1.450 | 1.450 | 0.053 |
| URAS-FLEXIBLE | B | From Leg | 3.000 | 0.000 | 86.000 | No Ice | 1.831 | 1.831 | 0.095 |
| | | | 0.000 | | | 1/2" Ice | 1.547 | 0.684 | 0.033 |
| | | | 2.000 | | | 1" Ice | 1.704 | 0.800 | 0.045 |
| URAS-FLEXIBLE | C | From Leg | 3.000 | 0.000 | 86.000 | No Ice | 1.868 | 0.923 | 0.058 |
| | | | 0.000 | | | 1/2" Ice | 2.219 | 1.193 | 0.094 |
| | | | 2.000 | | | 1" Ice | 1.547 | 0.684 | 0.033 |
| URAS-FLEXIBLE | A | From Leg | 3.000 | 0.000 | 86.000 | No Ice | 1.704 | 0.800 | 0.045 |
| | | | 0.000 | | | 1/2" Ice | 1.868 | 0.923 | 0.058 |
| | | | 2.000 | | | 1" Ice | 2.219 | 1.193 | 0.094 |
| URAS-FLEXIBLE | B | From Leg | 3.000 | 0.000 | 86.000 | No Ice | 1.547 | 0.684 | 0.033 |
| | | | 0.000 | | | 1/2" Ice | 1.704 | 0.800 | 0.045 |
| | | | 2.000 | | | 1" Ice | 1.868 | 0.923 | 0.058 |
| URAS-FLEXIBLE | C | From Leg | 3.000 | 0.000 | 86.000 | No Ice | 2.219 | 1.193 | 0.094 |
| | | | 0.000 | | | 1/2" Ice | 1.547 | 0.684 | 0.033 |
| | | | 2.000 | | | 1" Ice | 1.704 | 0.800 | 0.045 |
| T-Arm Mount [TA 702-3] | C | None | | | 86.000 | No Ice | 1.868 | 0.923 | 0.058 |
| | | | | | | 1/2" Ice | 2.219 | 1.193 | 0.094 |
| | | | | | | 1" Ice | 4.750 | 4.750 | 0.339 |
| | | | | | | 2" Ice | 5.820 | 5.820 | 0.432 |
| | | | | | | 1" Ice | 6.980 | 6.980 | 0.550 |
| | | | | | | 2" Ice | 9.720 | 9.720 | 0.868 |
| | | | | | | | | | |
| | | | | | | | | | |
| | | | | | | | | | |

Dishes

| Description | Face or Leg | Dish Type | Offset Type | Offsets: | | Azimuth Adjustment | 3 dB Beam Width | Elevation | Outside Diameter | Aperture Area | Weight |
|---------------|-------------|--------------------------|-------------|--------------|-------|--------------------|-----------------|-----------|------------------|----------------|--------|
| | | | | Horz Lateral | Vert | | | | | | |
| A-ANT-18G-2-C | A | Paraboloid w/Shroud (HP) | From Leg | 3.000 | 0.000 | 30.000 | | 86.000 | 2.175 | No Ice 3.720 | 0.030 |
| | | | | 0.000 | | | | | | 1/2" Ice 4.010 | 0.030 |
| | | | | 2.000 | | | | | | 1" Ice 4.300 | 0.360 |
| | | | | | | | | | | 2" Ice 4.880 | 0.065 |
| A-ANT-11G-3-C | B | Paraboloid w/Shroud (HP) | From Leg | 3.000 | 0.000 | 30.000 | | 86.000 | 3.021 | No Ice 7.170 | 0.050 |
| | | | | | | | | | | 1/2" Ice 7.570 | 0.090 |

| | | |
|--|--|----------------------------------|
| tnxTower MTS Telecom, LLC. 1717 S. Boulder, Suite 300 Tulsa, OK 74119 Phone: (918) 587-4630 FAX: (918) 295-0265 | Job 93884.016.01.0001 - PLAINVILLE SOUTH WASHINGTON ST, CT (BU# 857012) | Page 13 of 20 |
| | Project | Date 18:50:15 08/01/23 |
| | Client Crown Castle | Designed by Rakshak |

| Description | Face or Leg | Dish Type | Offset Type | Offsets: Horz Lateral Vert ft | Azimuth Adjustment ° | 3 dB Beam Width ° | Elevation ft | Outside Diameter ft | Aperture Area ft ² | Weight K |
|-------------|-------------------|--------------|----------------|---|----------------------------|----------------------------|-----------------|---------------------------|-------------------------------------|-------------|
| | | | | 2.000 | | | | | 1" Ice 7.970 | 0.130 |
| | | | | | | | | | 2" Ice 8.770 | 0.200 |
| * | | | | | | | | | | |

Load Combinations

| Comb. No. | Description |
|--------------|--|
| 1 | Dead Only |
| 2 | 1.2 Dead+1.0 Wind 0 deg - No Ice |
| 3 | 0.9 Dead+1.0 Wind 0 deg - No Ice |
| 4 | 1.2 Dead+1.0 Wind 30 deg - No Ice |
| 5 | 0.9 Dead+1.0 Wind 30 deg - No Ice |
| 6 | 1.2 Dead+1.0 Wind 60 deg - No Ice |
| 7 | 0.9 Dead+1.0 Wind 60 deg - No Ice |
| 8 | 1.2 Dead+1.0 Wind 90 deg - No Ice |
| 9 | 0.9 Dead+1.0 Wind 90 deg - No Ice |
| 10 | 1.2 Dead+1.0 Wind 120 deg - No Ice |
| 11 | 0.9 Dead+1.0 Wind 120 deg - No Ice |
| 12 | 1.2 Dead+1.0 Wind 150 deg - No Ice |
| 13 | 0.9 Dead+1.0 Wind 150 deg - No Ice |
| 14 | 1.2 Dead+1.0 Wind 180 deg - No Ice |
| 15 | 0.9 Dead+1.0 Wind 180 deg - No Ice |
| 16 | 1.2 Dead+1.0 Wind 210 deg - No Ice |
| 17 | 0.9 Dead+1.0 Wind 210 deg - No Ice |
| 18 | 1.2 Dead+1.0 Wind 240 deg - No Ice |
| 19 | 0.9 Dead+1.0 Wind 240 deg - No Ice |
| 20 | 1.2 Dead+1.0 Wind 270 deg - No Ice |
| 21 | 0.9 Dead+1.0 Wind 270 deg - No Ice |
| 22 | 1.2 Dead+1.0 Wind 300 deg - No Ice |
| 23 | 0.9 Dead+1.0 Wind 300 deg - No Ice |
| 24 | 1.2 Dead+1.0 Wind 330 deg - No Ice |
| 25 | 0.9 Dead+1.0 Wind 330 deg - No Ice |
| 26 | 1.2 Dead+1.0 Ice+1.0 Temp |
| 27 | 1.2 Dead+1.0 Wind 0 deg+1.0 Ice+1.0 Temp |
| 28 | 1.2 Dead+1.0 Wind 30 deg+1.0 Ice+1.0 Temp |
| 29 | 1.2 Dead+1.0 Wind 60 deg+1.0 Ice+1.0 Temp |
| 30 | 1.2 Dead+1.0 Wind 90 deg+1.0 Ice+1.0 Temp |
| 31 | 1.2 Dead+1.0 Wind 120 deg+1.0 Ice+1.0 Temp |
| 32 | 1.2 Dead+1.0 Wind 150 deg+1.0 Ice+1.0 Temp |
| 33 | 1.2 Dead+1.0 Wind 180 deg+1.0 Ice+1.0 Temp |
| 34 | 1.2 Dead+1.0 Wind 210 deg+1.0 Ice+1.0 Temp |
| 35 | 1.2 Dead+1.0 Wind 240 deg+1.0 Ice+1.0 Temp |
| 36 | 1.2 Dead+1.0 Wind 270 deg+1.0 Ice+1.0 Temp |
| 37 | 1.2 Dead+1.0 Wind 300 deg+1.0 Ice+1.0 Temp |
| 38 | 1.2 Dead+1.0 Wind 330 deg+1.0 Ice+1.0 Temp |
| 39 | Dead+Wind 0 deg - Service |
| 40 | Dead+Wind 30 deg - Service |
| 41 | Dead+Wind 60 deg - Service |
| 42 | Dead+Wind 90 deg - Service |
| 43 | Dead+Wind 120 deg - Service |
| 44 | Dead+Wind 150 deg - Service |
| 45 | Dead+Wind 180 deg - Service |
| 46 | Dead+Wind 210 deg - Service |
| 47 | Dead+Wind 240 deg - Service |
| 48 | Dead+Wind 270 deg - Service |

| | | |
|--|--|----------------------------------|
| tnxTower MTS Telecom, LLC. 1717 S. Boulder, Suite 300 Tulsa, OK 74119 Phone: (918) 587-4630 FAX: (918) 295-0265 | Job 93884.016.01.0001 - PLAINVILLE SOUTH WASHINGTON ST, CT (BU# 857012) | Page 14 of 20 |
| | Project | Date 18:50:15 08/01/23 |
| | Client Crown Castle | Designed by Rakshak |

| Comb. No. | Description |
|-----------|-----------------------------|
| 49 | Dead+Wind 300 deg - Service |
| 50 | Dead+Wind 330 deg - Service |

Maximum Member Forces

| Section No. | Elevation ft | Component Type | Condition | Gov. Load Comb. | Axial K | Major Axis Moment kip-ft | Minor Axis Moment kip-ft |
|-------------|--------------|----------------|------------------|-----------------|---------|--------------------------|--------------------------|
| L1 | 121 - 96 | Pole | Max Tension | 1 | 0.000 | 0.000 | 0.000 |
| | | | Max. Compression | 26 | -35.852 | -0.554 | 0.870 |
| | | | Max. Mx | 8 | -15.790 | -233.733 | 1.378 |
| | | | Max. My | 2 | -15.772 | -1.106 | 235.399 |
| | | | Max. Vy | 8 | 17.656 | -233.733 | 1.378 |
| | | | Max. Vx | 2 | -17.733 | -1.106 | 235.399 |
| | | | Max. Torque | 4 | | -0.929 | |
| L2 | 96 - 48 | Pole | Max Tension | 1 | 0.000 | 0.000 | 0.000 |
| | | | Max. Compression | 26 | -49.062 | -2.517 | 2.179 |
| | | | Max. Mx | 8 | -24.552 | -1173.173 | 1.984 |
| | | | Max. My | 2 | -24.534 | -1.570 | 1183.835 |
| | | | Max. Vy | 20 | -22.212 | 1173.081 | 0.207 |
| | | | Max. Vx | 2 | -22.425 | -1.570 | 1183.835 |
| | | | Max. Torque | 25 | | -1.681 | |
| L3 | 48 - 0 | Pole | Max Tension | 1 | 0.000 | 0.000 | 0.000 |
| | | | Max. Compression | 26 | -66.826 | -4.013 | 2.726 |
| | | | Max. Mx | 20 | -38.307 | 2451.882 | 2.655 |
| | | | Max. My | 2 | -38.306 | -0.872 | 2474.220 |
| | | | Max. Vy | 20 | -25.964 | 2451.882 | 2.655 |
| | | | Max. Vx | 2 | -26.168 | -0.872 | 2474.220 |
| | | | Max. Torque | 25 | | -1.675 | |

Maximum Reactions

| Location | Condition | Gov. Load Comb. | Vertical K | Horizontal, X K | Horizontal, Z K |
|----------|---------------------|-----------------|------------|-----------------|-----------------|
| Pole | Max. Vert | 27 | 66.826 | 0.004 | 7.373 |
| | Max. H _x | 21 | 28.748 | 25.929 | 0.042 |
| | Max. H _z | 2 | 38.331 | 0.020 | 26.132 |
| | Max. M _x | 2 | 2474.220 | 0.020 | 26.132 |
| | Max. M _z | 8 | 2451.280 | -25.903 | -0.007 |
| | Max. Torsion | 11 | 1.394 | -22.399 | -13.032 |
| | Min. Vert | 11 | 28.748 | -22.399 | -13.032 |
| | Min. H _x | 9 | 28.748 | -25.903 | -0.007 |
| | Min. H _z | 14 | 38.331 | 0.015 | -26.096 |
| | Min. M _x | 14 | -2469.611 | 0.015 | -26.096 |
| | Min. M _z | 20 | -2451.882 | 25.929 | 0.042 |
| | Min. Torsion | 25 | -1.673 | 12.933 | 22.638 |

Tower Mast Reaction Summary

| Load Combination | Vertical K | Shear _x K | Shear _z K | Overturning Moment, M _x kip-ft | Overturning Moment, M _z kip-ft | Torque kip-ft |
|--|---------------|-------------------------|-------------------------|--|--|------------------|
| Dead Only | 31.942 | 0.000 | 0.000 | -0.495 | -0.706 | 0.000 |
| 1.2 Dead+1.0 Wind 0 deg - No Ice | 38.331 | -0.020 | -26.132 | -2474.220 | -0.871 | 1.602 |
| 0.9 Dead+1.0 Wind 0 deg - No Ice | 28.748 | -0.020 | -26.132 | -2444.014 | -0.620 | 1.601 |
| 1.2 Dead+1.0 Wind 30 deg - No Ice | 38.331 | 12.859 | -22.668 | -2147.129 | -1219.141 | 1.255 |
| 0.9 Dead+1.0 Wind 30 deg - No Ice | 28.748 | 12.859 | -22.668 | -2120.887 | -1204.078 | 1.253 |
| 1.2 Dead+1.0 Wind 60 deg - No Ice | 38.331 | 22.445 | -13.044 | -1236.981 | -2125.029 | 0.476 |
| 0.9 Dead+1.0 Wind 60 deg - No Ice | 28.748 | 22.445 | -13.044 | -1221.776 | -2098.981 | 0.474 |
| 1.2 Dead+1.0 Wind 90 deg - No Ice | 38.331 | 25.903 | 0.007 | -1.803 | -2451.280 | -0.630 |
| 0.9 Dead+1.0 Wind 90 deg - No Ice | 28.748 | 25.903 | 0.007 | -1.602 | -2421.268 | -0.632 |
| 1.2 Dead+1.0 Wind 120 deg - No Ice | 38.331 | 22.399 | 13.032 | 1231.489 | -2119.005 | -1.393 |
| 0.9 Dead+1.0 Wind 120 deg - No Ice | 28.748 | 22.399 | 13.032 | 1216.700 | -2093.042 | -1.394 |
| 1.2 Dead+1.0 Wind 150 deg - No Ice | 38.331 | 12.868 | 22.599 | 2137.725 | -1216.787 | -1.357 |
| 0.9 Dead+1.0 Wind 150 deg - No Ice | 28.748 | 12.868 | 22.599 | 2111.923 | -1201.787 | -1.357 |
| 1.2 Dead+1.0 Wind 180 deg - No Ice | 38.331 | -0.015 | 26.096 | 2469.611 | 2.351 | -1.382 |
| 0.9 Dead+1.0 Wind 180 deg - No Ice | 28.748 | -0.015 | 26.096 | 2439.771 | 2.523 | -1.382 |
| 1.2 Dead+1.0 Wind 210 deg - No Ice | 38.331 | -12.932 | 22.651 | 2144.248 | 1224.141 | -1.197 |
| 0.9 Dead+1.0 Wind 210 deg - No Ice | 28.748 | -12.932 | 22.651 | 2118.359 | 1209.466 | -1.196 |
| 1.2 Dead+1.0 Wind 240 deg - No Ice | 38.331 | -22.440 | 13.132 | 1243.762 | 2122.765 | -0.539 |
| 0.9 Dead+1.0 Wind 240 deg - No Ice | 28.748 | -22.440 | 13.132 | 1228.810 | 2097.185 | -0.538 |
| 1.2 Dead+1.0 Wind 270 deg - No Ice | 38.331 | -25.929 | -0.042 | -2.654 | 2451.882 | 0.951 |
| 0.9 Dead+1.0 Wind 270 deg - No Ice | 28.748 | -25.929 | -0.042 | -2.492 | 2422.309 | 0.953 |
| 1.2 Dead+1.0 Wind 300 deg - No Ice | 38.331 | -22.436 | -13.120 | -1240.803 | 2120.602 | 1.517 |
| 0.9 Dead+1.0 Wind 300 deg - No Ice | 28.748 | -22.436 | -13.120 | -1225.603 | 2095.066 | 1.518 |
| 1.2 Dead+1.0 Wind 330 deg - No Ice | 38.331 | -12.933 | -22.638 | -2142.490 | 1221.042 | 1.672 |
| 0.9 Dead+1.0 Wind 330 deg - No Ice | 28.748 | -12.933 | -22.638 | -2116.323 | 1206.439 | 1.673 |
| 1.2 Dead+1.0 Ice+1.0 Temp | 66.826 | 0.000 | -0.000 | -2.726 | -4.013 | 0.000 |
| 1.2 Dead+1.0 Wind 0 deg+1.0 Ice+1.0 Temp | 66.826 | -0.004 | -7.373 | -715.040 | -4.139 | 0.333 |
| 1.2 Dead+1.0 Wind 30 deg+1.0 Ice+1.0 Temp | 66.826 | 3.643 | -6.393 | -620.558 | -356.192 | 0.246 |
| 1.2 Dead+1.0 Wind 60 deg+1.0 Ice+1.0 Temp | 66.826 | 6.346 | -3.682 | -358.830 | -617.021 | 0.073 |
| 1.2 Dead+1.0 Wind 90 deg+1.0 Ice+1.0 Temp | 66.826 | 7.325 | 0.001 | -3.092 | -711.340 | -0.163 |
| 1.2 Dead+1.0 Wind 120 deg+1.0 Ice+1.0 Temp | 66.826 | 6.337 | 3.679 | 352.260 | -615.731 | -0.319 |
| 1.2 Dead+1.0 Wind 150 deg+1.0 Ice+1.0 Temp | 66.826 | 3.644 | 6.379 | 613.197 | -355.642 | -0.295 |

| | | |
|---|---|--|
| <p>tnxTower</p> <p>MTS Telecom, LLC. 1717 S. Boulder, Suite 300 Tulsa, OK 74119 Phone: (918) 587-4630 FAX: (918) 295-0265</p> | <p>Job 93884.016.01.0001 - PLAINVILLE SOUTH WASHINGTON ST, CT (BU# 857012)</p> | <p>Page 16 of 20</p> |
| | <p>Project</p> | <p>Date 18:50:15 08/01/23</p> |
| | <p>Client Crown Castle</p> | <p>Designed by Rakshak</p> |

| Load Combination | Vertical K | Shear _x K | Shear _z K | Overturning Moment, M _x kip-ft | Overturning Moment, M _z kip-ft | Torque kip-ft |
|-----------------------------|---------------|-------------------------|-------------------------|---|---|------------------|
| deg+1.0 Ice+1.0 Temp | | | | | | |
| 1.2 Dead+1.0 Wind 180 | 66.826 | -0.003 | 7.365 | 708.713 | -3.402 | -0.286 |
| deg+1.0 Ice+1.0 Temp | | | | | | |
| 1.2 Dead+1.0 Wind 210 | 66.826 | -3.659 | 6.389 | 614.610 | 349.438 | -0.234 |
| deg+1.0 Ice+1.0 Temp | | | | | | |
| 1.2 Dead+1.0 Wind 240 | 66.826 | -6.345 | 3.701 | 355.011 | 608.676 | -0.085 |
| deg+1.0 Ice+1.0 Temp | | | | | | |
| 1.2 Dead+1.0 Wind 270 | 66.826 | -7.331 | -0.008 | -3.203 | 703.607 | 0.233 |
| deg+1.0 Ice+1.0 Temp | | | | | | |
| 1.2 Dead+1.0 Wind 300 | 66.826 | -6.344 | -3.698 | -359.705 | 608.189 | 0.345 |
| deg+1.0 Ice+1.0 Temp | | | | | | |
| 1.2 Dead+1.0 Wind 330 | 66.826 | -3.659 | -6.387 | -619.575 | 348.733 | 0.364 |
| deg+1.0 Ice+1.0 Temp | | | | | | |
| Dead+Wind 0 deg - Service | 31.942 | -0.005 | -6.480 | -609.765 | -0.734 | 0.396 |
| Dead+Wind 30 deg - Service | 31.942 | 3.189 | -5.621 | -529.198 | -300.795 | 0.306 |
| Dead+Wind 60 deg - Service | 31.942 | 5.566 | -3.234 | -305.027 | -523.907 | 0.112 |
| Dead+Wind 90 deg - Service | 31.942 | 6.423 | 0.002 | -0.811 | -604.258 | -0.162 |
| Dead+Wind 120 deg - Service | 31.942 | 5.554 | 3.232 | 302.938 | -522.422 | -0.351 |
| Dead+Wind 150 deg - Service | 31.942 | 3.191 | 5.604 | 526.142 | -300.216 | -0.339 |
| Dead+Wind 180 deg - Service | 31.942 | -0.004 | 6.471 | 607.891 | 0.054 | -0.342 |
| Dead+Wind 210 deg - Service | 31.942 | -3.207 | 5.617 | 527.754 | 300.982 | -0.293 |
| Dead+Wind 240 deg - Service | 31.942 | -5.564 | 3.256 | 305.962 | 522.311 | -0.128 |
| Dead+Wind 270 deg - Service | 31.942 | -6.430 | -0.010 | -1.026 | 603.367 | 0.244 |
| Dead+Wind 300 deg - Service | 31.942 | -5.563 | -3.253 | -305.974 | 521.776 | 0.383 |
| Dead+Wind 330 deg - Service | 31.942 | -3.207 | -5.613 | -528.057 | 300.221 | 0.417 |

Solution Summary

| Load Comb. | Sum of Applied Forces | | | Sum of Reactions | | | % Error |
|------------|-----------------------|---------|---------|------------------|---------|---------|---------|
| | PX K | PY K | PZ K | PX K | PY K | PZ K | |
| 1 | 0.000 | -31.942 | 0.000 | 0.000 | 31.942 | 0.000 | 0.000% |
| 2 | -0.020 | -38.331 | -26.132 | 0.020 | 38.331 | 26.132 | 0.000% |
| 3 | -0.020 | -28.748 | -26.132 | 0.020 | 28.748 | 26.132 | 0.000% |
| 4 | 12.859 | -38.331 | -22.668 | -12.859 | 38.331 | 22.668 | 0.000% |
| 5 | 12.859 | -28.748 | -22.668 | -12.859 | 28.748 | 22.668 | 0.000% |
| 6 | 22.445 | -38.331 | -13.044 | -22.445 | 38.331 | 13.044 | 0.000% |
| 7 | 22.445 | -28.748 | -13.044 | -22.445 | 28.748 | 13.044 | 0.000% |
| 8 | 25.903 | -38.331 | 0.007 | -25.903 | 38.331 | -0.007 | 0.000% |
| 9 | 25.903 | -28.748 | 0.007 | -25.903 | 28.748 | -0.007 | 0.000% |
| 10 | 22.399 | -38.331 | 13.032 | -22.399 | 38.331 | -13.032 | 0.000% |
| 11 | 22.399 | -28.748 | 13.032 | -22.399 | 28.748 | -13.032 | 0.000% |
| 12 | 12.868 | -38.331 | 22.599 | -12.868 | 38.331 | -22.599 | 0.000% |
| 13 | 12.868 | -28.748 | 22.599 | -12.868 | 28.748 | -22.599 | 0.000% |
| 14 | -0.015 | -38.331 | 26.096 | 0.015 | 38.331 | -26.096 | 0.000% |
| 15 | -0.015 | -28.748 | 26.096 | 0.015 | 28.748 | -26.096 | 0.000% |
| 16 | -12.932 | -38.331 | 22.651 | 12.932 | 38.331 | -22.651 | 0.000% |
| 17 | -12.932 | -28.748 | 22.651 | 12.932 | 28.748 | -22.651 | 0.000% |
| 18 | -22.440 | -38.331 | 13.132 | 22.440 | 38.331 | -13.132 | 0.000% |
| 19 | -22.440 | -28.748 | 13.132 | 22.440 | 28.748 | -13.132 | 0.000% |
| 20 | -25.929 | -38.331 | -0.042 | 25.929 | 38.331 | 0.042 | 0.000% |
| 21 | -25.929 | -28.748 | -0.042 | 25.929 | 28.748 | 0.042 | 0.000% |
| 22 | -22.436 | -38.331 | -13.120 | 22.436 | 38.331 | 13.120 | 0.000% |
| 23 | -22.436 | -28.748 | -13.120 | 22.436 | 28.748 | 13.120 | 0.000% |
| 24 | -12.933 | -38.331 | -22.638 | 12.933 | 38.331 | 22.638 | 0.000% |
| 25 | -12.933 | -28.748 | -22.638 | 12.933 | 28.748 | 22.638 | 0.000% |
| 26 | 0.000 | -66.826 | 0.000 | -0.000 | 66.826 | 0.000 | 0.000% |
| 27 | -0.004 | -66.826 | -7.373 | 0.004 | 66.826 | 7.373 | 0.000% |

| | | |
|--|--|----------------------------------|
| tnxTower MTS Telecom, LLC. 1717 S. Boulder, Suite 300 Tulsa, OK 74119 Phone: (918) 587-4630 FAX: (918) 295-0265 | Job 93884.016.01.0001 - PLAINVILLE SOUTH WASHINGTON ST, CT (BU# 857012) | Page 17 of 20 |
| | Project | Date 18:50:15 08/01/23 |
| | Client Crown Castle | Designed by Rakshak |

| Load Comb. | Sum of Applied Forces | | | Sum of Reactions | | | % Error |
|------------|-----------------------|---------|--------|------------------|--------|--------|---------|
| | PX K | PY K | PZ K | PX K | PY K | PZ K | |
| 28 | 3.643 | -66.826 | -6.392 | -3.643 | 66.826 | 6.393 | 0.000% |
| 29 | 6.346 | -66.826 | -3.682 | -6.346 | 66.826 | 3.682 | 0.000% |
| 30 | 7.325 | -66.826 | 0.001 | -7.325 | 66.826 | -0.001 | 0.000% |
| 31 | 6.337 | -66.826 | 3.679 | -6.337 | 66.826 | -3.679 | 0.000% |
| 32 | 3.644 | -66.826 | 6.379 | -3.644 | 66.826 | -6.379 | 0.000% |
| 33 | -0.003 | -66.826 | 7.365 | 0.003 | 66.826 | -7.365 | 0.000% |
| 34 | -3.658 | -66.826 | 6.389 | 3.659 | 66.826 | -6.389 | 0.000% |
| 35 | -6.345 | -66.826 | 3.700 | 6.345 | 66.826 | -3.701 | 0.000% |
| 36 | -7.331 | -66.826 | -0.008 | 7.331 | 66.826 | 0.008 | 0.000% |
| 37 | -6.344 | -66.826 | -3.698 | 6.344 | 66.826 | 3.698 | 0.000% |
| 38 | -3.659 | -66.826 | -6.386 | 3.659 | 66.826 | 6.387 | 0.000% |
| 39 | -0.005 | -31.942 | -6.480 | 0.005 | 31.942 | 6.480 | 0.000% |
| 40 | 3.189 | -31.942 | -5.621 | -3.189 | 31.942 | 5.621 | 0.000% |
| 41 | 5.566 | -31.942 | -3.234 | -5.566 | 31.942 | 3.234 | 0.000% |
| 42 | 6.423 | -31.942 | 0.002 | -6.423 | 31.942 | -0.002 | 0.000% |
| 43 | 5.554 | -31.942 | 3.232 | -5.554 | 31.942 | -3.232 | 0.000% |
| 44 | 3.191 | -31.942 | 5.604 | -3.191 | 31.942 | -5.604 | 0.000% |
| 45 | -0.004 | -31.942 | 6.471 | 0.004 | 31.942 | -6.471 | 0.000% |
| 46 | -3.207 | -31.942 | 5.617 | 3.207 | 31.942 | -5.617 | 0.000% |
| 47 | -5.564 | -31.942 | 3.256 | 5.564 | 31.942 | -3.256 | 0.000% |
| 48 | -6.430 | -31.942 | -0.010 | 6.430 | 31.942 | 0.010 | 0.000% |
| 49 | -5.563 | -31.942 | -3.253 | 5.563 | 31.942 | 3.253 | 0.000% |
| 50 | -3.207 | -31.942 | -5.613 | 3.207 | 31.942 | 5.613 | 0.000% |

Non-Linear Convergence Results

| Load Combination | Converged? | Number of Cycles | Displacement Tolerance | Force Tolerance |
|------------------|------------|------------------|------------------------|-----------------|
| 1 | Yes | 4 | 0.0000001 | 0.0000001 |
| 2 | Yes | 5 | 0.0000001 | 0.00017177 |
| 3 | Yes | 5 | 0.0000001 | 0.00008117 |
| 4 | Yes | 6 | 0.0000001 | 0.00015178 |
| 5 | Yes | 6 | 0.0000001 | 0.00004935 |
| 6 | Yes | 6 | 0.0000001 | 0.00014571 |
| 7 | Yes | 6 | 0.0000001 | 0.00004714 |
| 8 | Yes | 5 | 0.0000001 | 0.00006359 |
| 9 | Yes | 4 | 0.0000001 | 0.00069027 |
| 10 | Yes | 6 | 0.0000001 | 0.00014165 |
| 11 | Yes | 6 | 0.0000001 | 0.00004583 |
| 12 | Yes | 6 | 0.0000001 | 0.00015075 |
| 13 | Yes | 6 | 0.0000001 | 0.00004915 |
| 14 | Yes | 5 | 0.0000001 | 0.00013908 |
| 15 | Yes | 5 | 0.0000001 | 0.00006592 |
| 16 | Yes | 6 | 0.0000001 | 0.00014310 |
| 17 | Yes | 6 | 0.0000001 | 0.00004621 |
| 18 | Yes | 6 | 0.0000001 | 0.00014961 |
| 19 | Yes | 6 | 0.0000001 | 0.00004857 |
| 20 | Yes | 5 | 0.0000001 | 0.00007853 |
| 21 | Yes | 4 | 0.0000001 | 0.00085529 |
| 22 | Yes | 6 | 0.0000001 | 0.00015151 |
| 23 | Yes | 6 | 0.0000001 | 0.00004937 |
| 24 | Yes | 6 | 0.0000001 | 0.00014085 |
| 25 | Yes | 6 | 0.0000001 | 0.00004547 |
| 26 | Yes | 4 | 0.0000001 | 0.00003855 |
| 27 | Yes | 5 | 0.0000001 | 0.00050639 |
| 28 | Yes | 5 | 0.0000001 | 0.00085642 |

| | | |
|--|--|----------------------------------|
| tnxTower MTS Telecom, LLC. 1717 S. Boulder, Suite 300 Tulsa, OK 74119 Phone: (918) 587-4630 FAX: (918) 295-0265 | Job 93884.016.01.0001 - PLAINVILLE SOUTH WASHINGTON ST, CT (BU# 857012) | Page 18 of 20 |
| | Project | Date 18:50:15 08/01/23 |
| | Client Crown Castle | Designed by Rakshak |

| | | | | |
|----|-----|---|------------|------------|
| 29 | Yes | 5 | 0.00000001 | 0.00084343 |
| 30 | Yes | 5 | 0.00000001 | 0.00050068 |
| 31 | Yes | 5 | 0.00000001 | 0.00081331 |
| 32 | Yes | 5 | 0.00000001 | 0.00083906 |
| 33 | Yes | 5 | 0.00000001 | 0.00049875 |
| 34 | Yes | 5 | 0.00000001 | 0.00080714 |
| 35 | Yes | 5 | 0.00000001 | 0.00081905 |
| 36 | Yes | 5 | 0.00000001 | 0.00049415 |
| 37 | Yes | 5 | 0.00000001 | 0.00084086 |
| 38 | Yes | 5 | 0.00000001 | 0.00081240 |
| 39 | Yes | 4 | 0.00000001 | 0.00020324 |
| 40 | Yes | 4 | 0.00000001 | 0.00089710 |
| 41 | Yes | 4 | 0.00000001 | 0.00079373 |
| 42 | Yes | 4 | 0.00000001 | 0.00009495 |
| 43 | Yes | 4 | 0.00000001 | 0.00074235 |
| 44 | Yes | 4 | 0.00000001 | 0.00089202 |
| 45 | Yes | 4 | 0.00000001 | 0.00018130 |
| 46 | Yes | 4 | 0.00000001 | 0.00075424 |
| 47 | Yes | 4 | 0.00000001 | 0.00084334 |
| 48 | Yes | 4 | 0.00000001 | 0.00011407 |
| 49 | Yes | 4 | 0.00000001 | 0.00089530 |
| 50 | Yes | 4 | 0.00000001 | 0.00073393 |

Maximum Tower Deflections - Service Wind

| Section No. | Elevation ft | Horz. Deflection in | Gov. Load Comb. | Tilt ° | Twist ° |
|-------------|-----------------|------------------------|-----------------|-----------|------------|
| L1 | 121 - 96 | 18.041 | 39 | 1.344 | 0.004 |
| L2 | 99.45 - 48 | 12.201 | 39 | 1.203 | 0.003 |
| L3 | 52.95 - 0 | 3.251 | 39 | 0.581 | 0.001 |

Critical Deflections and Radius of Curvature - Service Wind

| Elevation ft | Appurtenance | Gov. Load Comb. | Deflection in | Tilt ° | Twist ° | Radius of Curvature ft |
|-----------------|-------------------------------|-----------------|------------------|-----------|------------|---------------------------|
| 121.000 | 80010965 w/ Mount Pipe | 39 | 18.041 | 1.344 | 0.004 | 22510 |
| 110.000 | (2) SBNHH-1D65B w/ Mount Pipe | 39 | 14.993 | 1.283 | 0.003 | 10232 |
| 100.000 | AIR 32 B2A B66AA_T-MOBILE | 39 | 12.342 | 1.208 | 0.003 | 5478 |
| 88.000 | A-ANT-18G-2-C | 39 | 9.443 | 1.079 | 0.002 | 4664 |
| 86.000 | LLPX310R-V1 w/ Mount Pipe | 39 | 8.995 | 1.053 | 0.002 | 4579 |

Maximum Tower Deflections - Design Wind

| Section No. | Elevation ft | Horz. Deflection in | Gov. Load Comb. | Tilt ° | Twist ° |
|-------------|-----------------|------------------------|-----------------|-----------|------------|
| L1 | 121 - 96 | 73.278 | 2 | 5.465 | 0.016 |
| L2 | 99.45 - 48 | 49.566 | 2 | 4.892 | 0.010 |
| L3 | 52.95 - 0 | 13.204 | 2 | 2.362 | 0.003 |

| | | |
|--|--|----------------------------------|
| tnxTower MTS Telecom, LLC. 1717 S. Boulder, Suite 300 Tulsa, OK 74119 Phone: (918) 587-4630 FAX: (918) 295-0265 | Job 93884.016.01.0001 - PLAINVILLE SOUTH WASHINGTON ST, CT (BU# 857012) | Page 19 of 20 |
| | Project | Date 18:50:15 08/01/23 |
| | Client Crown Castle | Designed by Rakshak |

| Section No. | Elevation ft | Horz. Deflection in | Gov. Load Comb. | Tilt ° | Twist ° |
|-------------|-----------------|------------------------|-----------------|-----------|------------|
|-------------|-----------------|------------------------|-----------------|-----------|------------|

Critical Deflections and Radius of Curvature - Design Wind

| Elevation ft | Appurtenance | Gov. Load Comb. | Deflection in | Tilt ° | Twist ° | Radius of Curvature ft |
|-----------------|-------------------------------|-----------------|------------------|-----------|------------|---------------------------|
| 121.000 | 80010965 w/ Mount Pipe | 2 | 73.278 | 5.465 | 0.016 | 5644 |
| 110.000 | (2) SBNHH-1D65B w/ Mount Pipe | 2 | 60.903 | 5.215 | 0.013 | 2564 |
| 100.000 | AIR 32 B2A B66AA_T-MOBILE | 2 | 50.136 | 4.913 | 0.010 | 1371 |
| 88.000 | A-ANT-18G-2-C | 2 | 38.365 | 4.386 | 0.008 | 1162 |
| 86.000 | LLPX310R-V1 w/ Mount Pipe | 2 | 36.544 | 4.283 | 0.008 | 1140 |

Compression Checks

Pole Design Data

| Section No. | Elevation ft | Size | L ft | L _u ft | KL/r | A in ² | P _u K | φP _n K | Ratio $\frac{P_u}{\phi P_n}$ |
|-------------|-----------------|----------------------|---------|----------------------|------|----------------------|---------------------|----------------------|---------------------------------|
| L1 | 121 - 96 (1) | TP27.56x21.26x0.188 | 25.000 | 0.000 | 0.0 | 15.773 | -15.770 | 922.700 | 0.017 |
| L2 | 96 - 48 (2) | TP39.56x26.316x0.25 | 51.450 | 0.000 | 0.0 | 30.181 | -24.534 | 1765.610 | 0.014 |
| L3 | 48 - 0 (3) | TP51.56x37.786x0.313 | 52.950 | 0.000 | 0.0 | 50.831 | -38.306 | 2973.620 | 0.013 |

Pole Bending Design Data

| Section No. | Elevation ft | Size | M _{ux} kip-ft | φM _{ux} kip-ft | Ratio $\frac{M_{ux}}{\phi M_{ux}}$ | M _{uy} kip-ft | φM _{uy} kip-ft | Ratio $\frac{M_{uy}}{\phi M_{uy}}$ |
|-------------|-----------------|----------------------|---------------------------|----------------------------|---------------------------------------|---------------------------|----------------------------|---------------------------------------|
| L1 | 121 - 96 (1) | TP27.56x21.26x0.188 | 235.976 | 564.949 | 0.418 | 0.000 | 564.949 | 0.000 |
| L2 | 96 - 48 (2) | TP39.56x26.316x0.25 | 1183.833 | 1504.700 | 0.787 | 0.000 | 1504.700 | 0.000 |
| L3 | 48 - 0 (3) | TP51.56x37.786x0.313 | 2474.217 | 3297.608 | 0.750 | 0.000 | 3297.608 | 0.000 |

Pole Shear Design Data

| Section No. | Elevation ft | Size | Actual V _u K | φV _n K | Ratio $\frac{V_u}{\phi V_n}$ | Actual T _u kip-ft | φT _n kip-ft | Ratio $\frac{T_u}{\phi T_n}$ |
|-------------|-----------------|----------------------|----------------------------|----------------------|---------------------------------|---------------------------------|---------------------------|---------------------------------|
| L1 | 121 - 96 (1) | TP27.56x21.26x0.188 | 17.763 | 276.810 | 0.064 | 0.574 | 642.478 | 0.001 |
| L2 | 96 - 48 (2) | TP39.56x26.316x0.25 | 22.425 | 521.109 | 0.043 | 1.605 | 1764.367 | 0.001 |
| L3 | 48 - 0 (3) | TP51.56x37.786x0.313 | 26.168 | 880.646 | 0.030 | 1.602 | 4003.683 | 0.000 |

| | | |
|--|--|----------------------------------|
| tnxTower MTS Telecom, LLC. 1717 S. Boulder, Suite 300 Tulsa, OK 74119 Phone: (918) 587-4630 FAX: (918) 295-0265 | Job 93884.016.01.0001 - PLAINVILLE SOUTH WASHINGTON ST, CT (BU# 857012) | Page 20 of 20 |
| | Project | Date 18:50:15 08/01/23 |
| | Client Crown Castle | Designed by Rakshak |

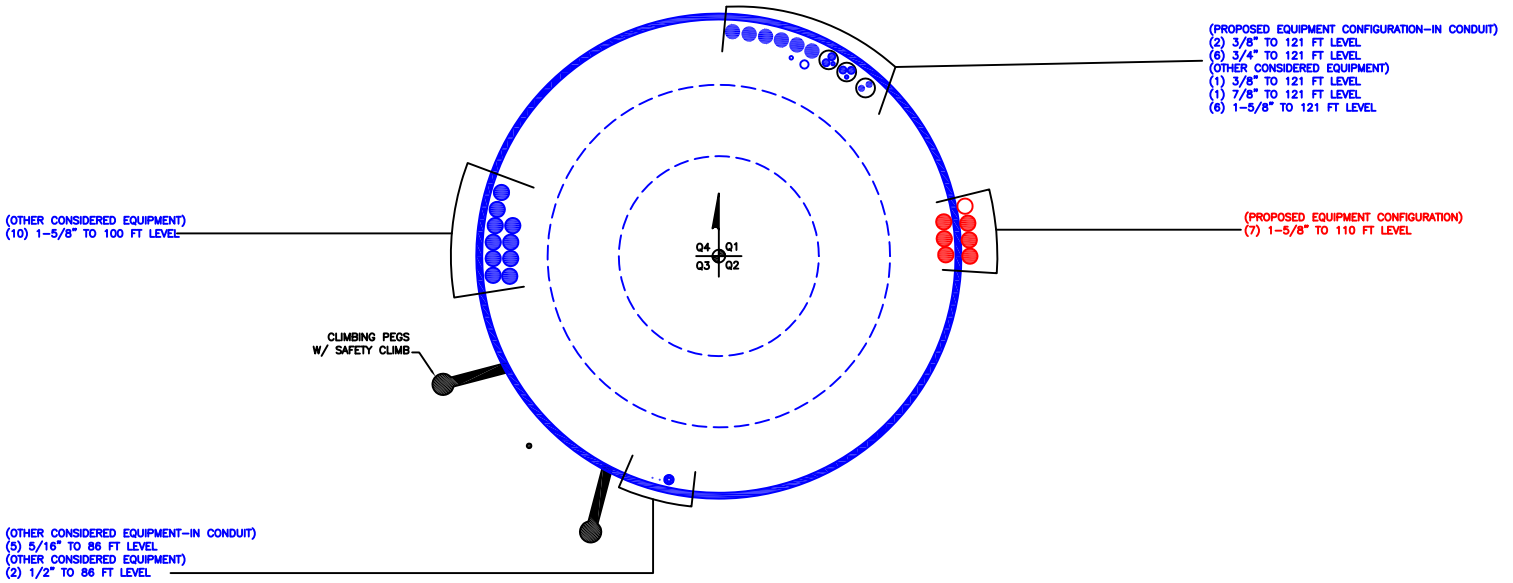
Pole Interaction Design Data

| Section No. | Elevation ft | Ratio $\frac{P_u}{\phi P_n}$ | Ratio $\frac{M_{ux}}{\phi M_{nx}}$ | Ratio $\frac{M_{uy}}{\phi M_{ny}}$ | Ratio $\frac{V_u}{\phi V_n}$ | Ratio $\frac{T_u}{\phi T_n}$ | Comb. Stress Ratio | Allow. Stress Ratio | Criteria |
|-------------|-----------------|---------------------------------|---------------------------------------|---------------------------------------|---------------------------------|---------------------------------|--------------------|---------------------|----------|
| L1 | 121 - 96 (1) | 0.017 | 0.418 | 0.000 | 0.064 | 0.001 | 0.439 | 1.050 | 4.8.2 ✓ |
| L2 | 96 - 48 (2) | 0.014 | 0.787 | 0.000 | 0.043 | 0.001 | 0.803 | 1.050 | 4.8.2 ✓ |
| L3 | 48 - 0 (3) | 0.013 | 0.750 | 0.000 | 0.030 | 0.000 | 0.764 | 1.050 | 4.8.2 ✓ |

Section Capacity Table

| Section No. | Elevation ft | Component Type | Size | Critical Element | P K | ϕP_{allow} K | % Capacity | Pass Fail |
|-----------------|-----------------|----------------|----------------------|------------------|---------|-----------------------|---------------|--------------|
| L1 | 121 - 96 | Pole | TP27.56x21.26x0.188 | 1 | -15.770 | 968.835 | 41.8 | Pass |
| L2 | 96 - 48 | Pole | TP39.56x26.316x0.25 | 2 | -24.534 | 1853.890 | 76.4 | Pass |
| L3 | 48 - 0 | Pole | TP51.56x37.786x0.313 | 3 | -38.306 | 3122.301 | 72.8 | Pass |
| Summary | | | | | | | | |
| Pole (L2) | | | | | | | 76.4 | Pass |
| RATING = | | | | | | | 76.4 | Pass |

APPENDIX B
BASE LEVEL DRAWING



BUSINESS UNIT: 857012

APPENDIX C
ADDITIONAL CALCULATIONS

Monopole Base Plate Connection

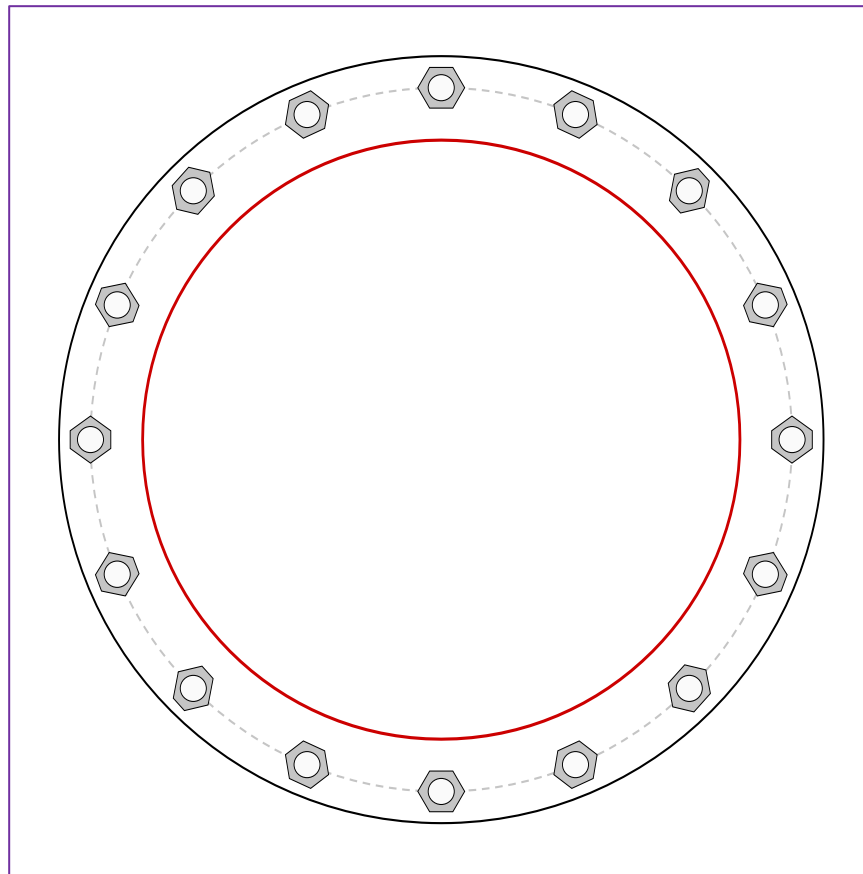


| Site Info | |
|-----------|---------------------|
| BU # | 857012 |
| Site Name | LE SOUTH WASHINGTON |
| Order # | 654619, Rev. 0 |

| Analysis Considerations | |
|-------------------------|------|
| TIA-222 Revision | H |
| Grout Considered: | No |
| l_{ar} (in) | 2.75 |

| Applied Loads | |
|--------------------|---------|
| Moment (kip-ft) | 2474.22 |
| Axial Force (kips) | 38.31 |
| Shear Force (kips) | 26.17 |

*TIA-222-H Section 15.5 Applied



| Connection Properties | Analysis Results |
|-----------------------|------------------|
|-----------------------|------------------|

| Anchor Rod Data |
|--|
| (16) 2-1/4" ϕ bolts (A615-75 N; $F_y=75$ ksi, $F_u=100$ ksi) on 60.56" BC |
| Base Plate Data |
| 66" OD x 2" Plate (A572-60; $F_y=60$ ksi, $F_u=75$ ksi) |
| Stiffener Data |
| N/A |
| Pole Data |
| 51.56" x 0.3125" 18-sided pole (A572-65; $F_y=65$ ksi, $F_u=80$ ksi) |

| Anchor Rod Summary | | |
|--------------------------------|-------------------------|----------------------|
| <i>(units of kips, kip-in)</i> | | |
| $P_{u_t} = 120.1$ | $\phi P_{n_t} = 243.75$ | Stress Rating |
| $V_u = 1.64$ | $\phi V_n = 149.1$ | 46.9% |
| $M_u = 2.92$ | $\phi M_n = 128.14$ | Pass |
| Base Plate Summary | | |
| Max Stress (ksi): | 33.66 | (Flexural) |
| Allowable Stress (ksi): | 54 | |
| Stress Rating: | 59.4% | Pass |

Drilled Pier Foundation

| | |
|-------------------|-----------------------|
| BU # : | 857012 |
| Site Name: | PLAINVILLE SOUTH WASH |
| Order Number: | 654619, Rev. 0 |
| TIA-222 Revision: | H |
| Tower Type: | Monopole |



| Applied Loads | | |
|--------------------|---------|--------|
| | Comp. | Uplift |
| Moment (kip-ft) | 2474.22 | |
| Axial Force (kips) | 38.33 | |
| Shear Force (kips) | 26.13 | |

| Material Properties | | | Rebar 2, Fy Override (ksi) |
|--------------------------|----|-----|----------------------------------|
| Concrete Strength, f'c: | 3 | ksi | |
| Rebar Strength, Fy: | 60 | ksi | |
| Tie Yield Strength, Fyt: | 40 | ksi | |

| Pier Design Data | | |
|---|-----|----|
| Depth | 32 | ft |
| Ext. Above Grade | 0.5 | ft |
| Pier Section 1 | | |
| <i>From 0.5' above grade to 32' below grade</i> | | |
| Pier Diameter | 7 | ft |
| Rebar Quantity | 27 | |
| Rebar Size | 11 | |
| Clear Cover to Ties | 3 | in |
| Tie Size | 3 | |
| Tie Spacing | | in |

Rebar & Pier Options
Embedded Pole Inputs
Belled Pier Inputs

| Analysis Results | | |
|--------------------------------|-------------|--------|
| Soil Lateral Check | | |
| | Compression | Uplift |
| D _{v=0} (ft from TOC) | 7.12 | - |
| Soil Safety Factor | 4.48 | - |
| Max Moment (kip-ft) | 2645.95 | - |
| Rating* | 28.3% | - |
| Soil Vertical Check | | |
| | Compression | Uplift |
| Skin Friction (kips) | 169.92 | - |
| End Bearing (kips) | 237.10 | - |
| Weight of Concrete (kips) | 144.40 | - |
| Total Capacity (kips) | 407.02 | - |
| Axial (kips) | 182.73 | - |
| Rating* | 42.8% | - |
| Reinforced Concrete Flexure | | |
| | Compression | Uplift |
| Critical Depth (ft from TOC) | 7.07 | - |
| Critical Moment (kip-ft) | 2645.93 | - |
| Critical Moment Capacity | 6565.81 | - |
| Rating* | 38.4% | - |
| Reinforced Concrete Shear | | |
| | Compression | Uplift |
| Critical Depth (ft from TOC) | 22.17 | - |
| Critical Shear (kip) | 221.32 | - |
| Critical Shear Capacity | 492.59 | - |
| Rating* | 42.8% | - |

| Check Limitation | |
|---------------------------------------|-------------------------------------|
| Apply TIA-222-H Section 15.5: | <input checked="" type="checkbox"/> |
| N/A | <input type="checkbox"/> |
| Additional Longitudinal Rebar | |
| Input Effective Depths (else Actual): | <input type="checkbox"/> |
| Shear Design Options | |
| Check Shear along Depth of Pier: | <input checked="" type="checkbox"/> |
| Utilize Shear-Friction Methodology: | <input type="checkbox"/> |
| Override Critical Depth: | <input type="checkbox"/> |

[Go to Soil Calculations](#)

| | |
|-------------------------------|-------|
| Structural Foundation Rating* | 42.8% |
| Soil Interaction Rating* | 42.8% |

*Rating per TIA-222-H Section 15.5

| Soil Profile | | | |
|-------------------|---|-------------|---|
| Groundwater Depth | 4 | # of Layers | 8 |

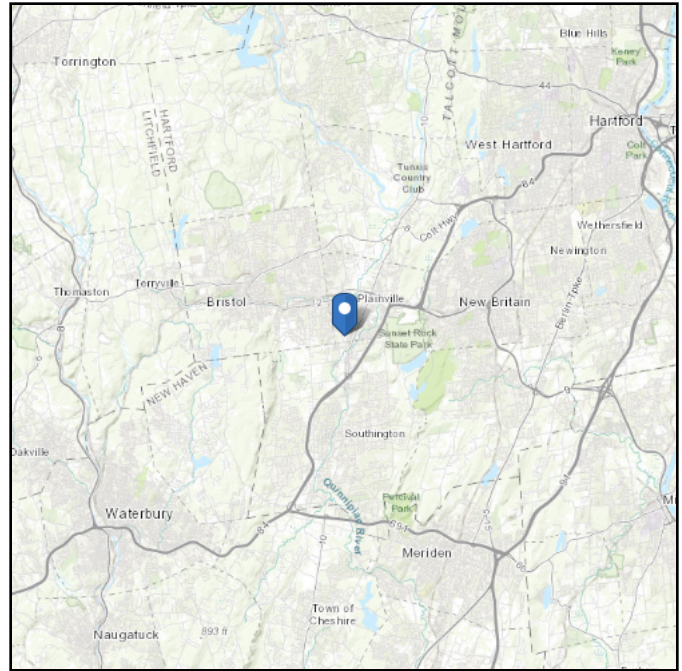
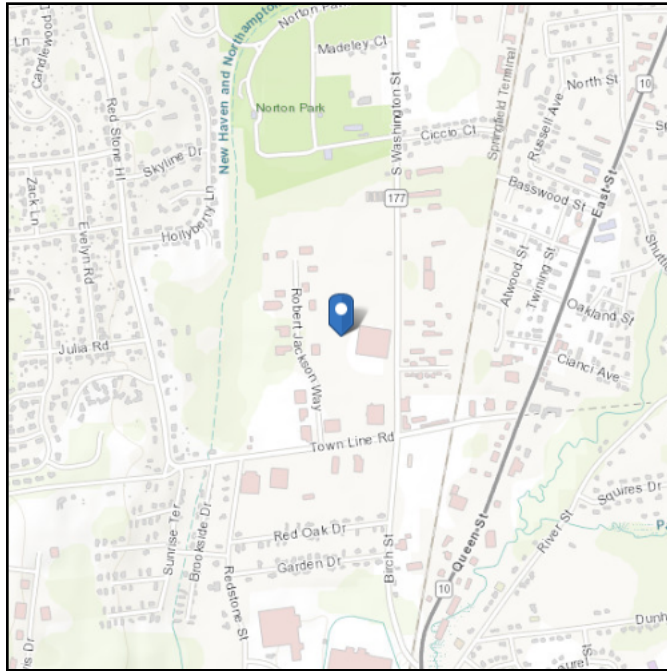
| Layer | Top (ft) | Bottom (ft) | Thickness (ft) | γ _{soil} (pcf) | γ _{concrete} (pcf) | Cohesion (ksf) | Angle of Friction (degrees) | Calculated Ultimate Skin Friction Comp (ksf) | Calculated Ultimate Skin Friction Uplift (ksf) | Ultimate Skin Friction Comp Override (ksf) | Ultimate Skin Friction Uplift Override (ksf) | Ult. Net Bearing Capacity (ksf) | SPT Blow Count | Soil Type |
|-------|----------|-------------|----------------|-------------------------|-----------------------------|----------------|-----------------------------|--|--|--|--|---------------------------------|----------------|--------------|
| 1 | 0 | 3.5 | 3.5 | 117.4 | 150 | 0 | 0 | 0.000 | 0.000 | 0.00 | 0.00 | | | Cohesionless |
| 2 | 3.5 | 4 | 0.5 | 117.4 | 150 | 0 | 33 | 0.000 | 0.000 | 0.32 | 0.32 | | | Cohesionless |
| 3 | 4 | 13 | 9 | 55 | 87.6 | 0 | 33 | 0.000 | 0.000 | 0.32 | 0.32 | | | Cohesionless |
| 4 | 13 | 15 | 2 | 45 | 87.6 | 0 | 28 | 0.000 | 0.000 | 0.50 | 0.50 | | | Cohesionless |
| 5 | 15 | 19 | 4 | 45 | 87.6 | 0 | 28 | 0.000 | 0.000 | 0.56 | 0.56 | | | Cohesionless |
| 6 | 19 | 23 | 4 | 55 | 87.6 | 0 | 33 | 0.000 | 0.000 | 0.64 | 0.64 | | | Cohesionless |
| 7 | 23 | 25 | 2 | 40 | 87.6 | 0 | 28 | 0.00 | 0.00 | 0.76 | 0.76 | | | Cohesionless |
| 8 | 25 | 32 | 7 | 40 | 87.6 | 0 | 28 | 0.00 | 0.00 | 0.00 | 0.00 | 6.4 | | Cohesionless |

ASCE 7 Hazards Report

Address:
No Address at This Location

Standard: ASCE/SEI 7-16
Risk Category: II
Soil Class: D - Stiff Soil

Latitude: 41.653064
Longitude: -72.876917
Elevation: 180.15312661135656 ft (NAVD 88)



Wind

Results:

| | |
|--------------|----------|
| Wind Speed | 117 Vmph |
| 10-year MRI | 75 Vmph |
| 25-year MRI | 84 Vmph |
| 50-year MRI | 90 Vmph |
| 100-year MRI | 97 Vmph |

Data Source: ASCE/SEI 7-16, Fig. 26.5-1B and Figs. CC.2-1–CC.2-4, and Section 26.5.2

Date Accessed: Sat Jul 29 2023

Value provided is 3-second gust wind speeds at 33 ft above ground for Exposure C Category, based on linear interpolation between contours. Wind speeds are interpolated in accordance with the 7-16 Standard. Wind speeds correspond to approximately a 7% probability of exceedance in 50 years (annual exceedance probability = 0.00143, MRI = 700 years).

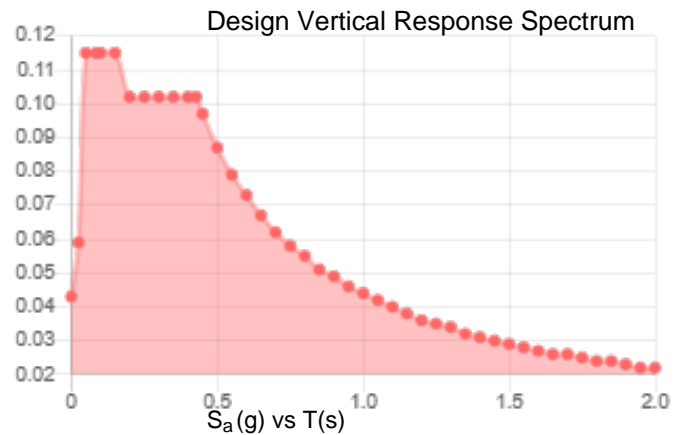
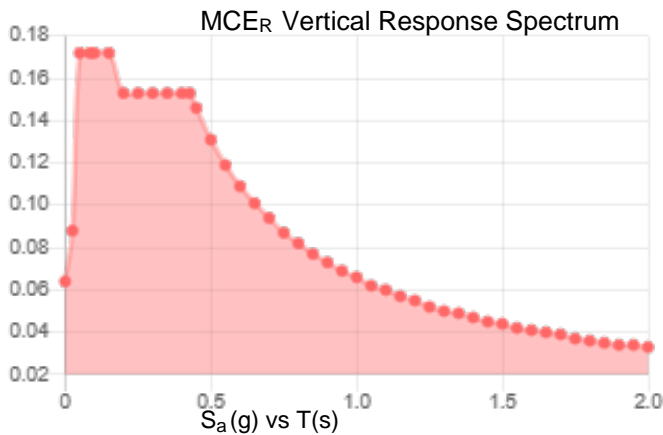
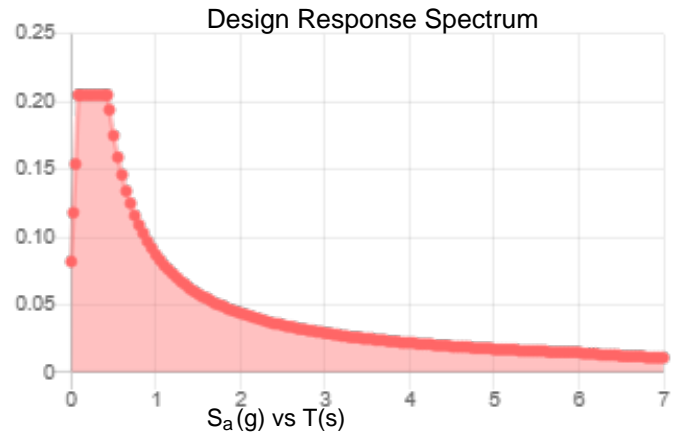
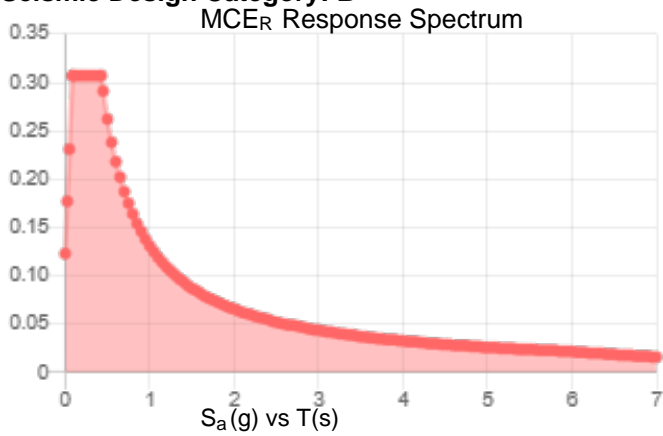
Site is in a hurricane-prone region as defined in ASCE/SEI 7-16 Section 26.2. Glazed openings need not be protected against wind-borne debris.

Site Soil Class:

Results:

| | | | |
|------------|-------|--------------------|-------|
| S_s : | 0.192 | S_{D1} : | 0.087 |
| S_1 : | 0.055 | T_L : | 6 |
| F_a : | 1.6 | PGA : | 0.105 |
| F_v : | 2.4 | PGA _M : | 0.166 |
| S_{MS} : | 0.307 | F_{PGA} : | 1.591 |
| S_{M1} : | 0.131 | I_e : | 1 |
| S_{DS} : | 0.205 | C_v : | 0.7 |

Seismic Design Category: B



Data Accessed:

Sat Jul 29 2023

Date Source:

USGS Seismic Design Maps based on ASCE/SEI 7-16 and ASCE/SEI 7-16 Table 1.5-2. Additional data for site-specific ground motion procedures in accordance with ASCE/SEI 7-16 Ch. 21 are available from USGS.

Ice

Results:

Ice Thickness: 1.50 in.

Concurrent Temperature: 15 F

Gust Speed 50 mph

Data Source: Standard ASCE/SEI 7-16, Figs. 10-2 through 10-8

Date Accessed: Sat Jul 29 2023

Ice thicknesses on structures in exposed locations at elevations higher than the surrounding terrain and in valleys and gorges may exceed the mapped values.

Values provided are equivalent radial ice thicknesses due to freezing rain with concurrent 3-second gust speeds, for a 500-year mean recurrence interval, and temperatures concurrent with ice thicknesses due to freezing rain. Thicknesses for ice accretions caused by other sources shall be obtained from local meteorological studies. Ice thicknesses in exposed locations at elevations higher than the surrounding terrain and in valleys and gorges may exceed the mapped values.

The ASCE 7 Hazard Tool is provided for your convenience, for informational purposes only, and is provided “as is” and without warranties of any kind. The location data included herein has been obtained from information developed, produced, and maintained by third party providers; or has been extrapolated from maps incorporated in the ASCE 7 standard. While ASCE has made every effort to use data obtained from reliable sources or methodologies, ASCE does not make any representations or warranties as to the accuracy, completeness, reliability, currency, or quality of any data provided herein. Any third-party links provided by this Tool should not be construed as an endorsement, affiliation, relationship, or sponsorship of such third-party content by or from ASCE.

ASCE does not intend, nor should anyone interpret, the results provided by this Tool to replace the sound judgment of a competent professional, having knowledge and experience in the appropriate field(s) of practice, nor to substitute for the standard of care required of such professionals in interpreting and applying the contents of this Tool or the ASCE 7 standard.

In using this Tool, you expressly assume all risks associated with your use. Under no circumstances shall ASCE or its officers, directors, employees, members, affiliates, or agents be liable to you or any other person for any direct, indirect, special, incidental, or consequential damages arising from or related to your use of, or reliance on, the Tool or any information obtained therein. To the fullest extent permitted by law, you agree to release and hold harmless ASCE from any and all liability of any nature arising out of or resulting from any use of data provided by the ASCE 7 Hazard Tool.