

July 23, 2014

Melanie A. Bachman
Acting Executive Director
Connecticut Siting Council
10 Franklin Square
New Britain, CT 06051

Re: **Notice of Exempt Modification – Facility Modification
77 Springbrook Road, Old Saybrook, Connecticut**

Dear Ms. Bachman:

Cellco Partnership d/b/a Verizon Wireless (“Cellco”) currently maintains twelve (12) wireless telecommunications antennas at the 173-foot level of the existing 175-foot tower at 77 Springbrook Road in Old Saybrook, Connecticut (the “Property”). The tower is owned by American Tower Corporation. The Council approved Cellco’s use of this tower in 2008. Cellco now intends to modify its facility by replacing six (6) of existing antennas with three (3) LNX-8513DS-VTM, 850 MHz antennas and three (3) model BXA-171063-12CF, 2100 MHz antennas, all at the same level on the tower. Cellco also intends to install three (3) remote radio heads (“RRHs”) behind its 2100 MHz antennas and one (1) HYBRIFLEX™ antenna cable. Included in Attachment 1 are specifications for Cellco’s replacement antennas, RRHs and HYBRIFLEX™ cable.

Please accept this letter as notification pursuant to R.C.S.A. § 16-50j-73, for construction that constitutes an exempt modification pursuant to R.C.S.A. § 16-50j-72(b)(2). In accordance with R.C.S.A. § 16-50j-73, a copy of this letter is being sent to Carl P. Fortuna, Jr., First Selectman of the Town of Old Saybrook. A copy of this letter is also being sent to Crossroads Communications of Old Saybrook LLC, the owner of the Property.

The planned modifications to the facility fall squarely within those activities explicitly provided for in R.C.S.A. § 16-50j-72(b)(2).

13046148-v1

Robinson+Cole

Melanie A. Bachman
July 23, 2014
Page 2

1. The proposed modifications will not result in an increase in the height of the existing tower. Cellco's new antennas and RRHs will be installed at the 173-foot level on the existing 175-foot tower.
2. The proposed modifications will not involve any change to ground-mounted equipment and, therefore, will not require the extension of the site boundary.
3. The proposed modifications will not increase noise levels at the facility by six decibels or more, or to levels that exceed state and local criteria.
4. The operation of the replacement antennas will not increase radio frequency (RF) emissions at the facility to a level at or above the Federal Communications Commission (FCC) safety standard. A cumulative General Power Density table for Cellco's modified facility is included in Attachment 2.
5. The proposed modifications will not cause a change or alteration in the physical or environmental characteristics of the site.
6. The tower and its foundation can support Cellco's proposed modifications. (*See Structural Analysis Report included in Attachment 3*).

For the foregoing reasons, Cellco respectfully submits that the proposed modifications to the above-referenced telecommunications facility constitutes an exempt modification under R.C.S.A. § 16-50j-72(b)(2).

Sincerely,



Kenneth C. Baldwin

Enclosures

Copy to:

Carl P. Fortuna, Jr., Old Saybrook First Selectman
Crossroads Communications of Old Saybrook LLC
Sandy M. Carter

ATTACHMENT 1

Product Specifications

COMMScope®

LNX-8513DS-VTM

Andrew® Teletilt® Antenna, 698–896 MHz, 85° horizontal beamwidth, RET compatible

POWERED BY



Electrical Specifications

Frequency Band, MHz	698–806	806–896
Gain, dBi	14.6	15.3
Beamwidth, Horizontal, degrees	85	85
Beamwidth, Vertical, degrees	12.2	11.0
Beam Tilt, degrees	0–10	0–10
USLS, typical, dB	17	17
Front-to-Back Ratio at 180°, dB	25	26
Isolation, dB	30	30
VSWR Return Loss, dB	1.4 15.6	1.4 15.6
PIM, 3rd Order, 2 x 20 W, dBc	-153	-153
Input Power per Port, maximum, watts	400	400
Polarization	±45°	±45°

Mechanical Specifications

Color Radome Material	Light gray Fiberglass, UV resistant
Connector Interface Location Quantity	7-16 DIN Female Bottom 2
Wind Loading, maximum	617.7 N @ 150 km/h 138.9 lbf @ 150 km/h
Wind Speed, maximum	241.0 km/h 149.8 mph
Antenna Dimensions, L x W x D	1847.0 mm x 301.0 mm x 181.0 mm 72.7 in x 11.9 in x 7.1 in
Net Weight	17.8 kg 39.2 lb

Model with factory installed AISG 2.0 RET LNX-8513DS-A1M



BXA-171063-12CF-EDIN-X

X-Pol | FET Panel | 63° | 19.0 dBi

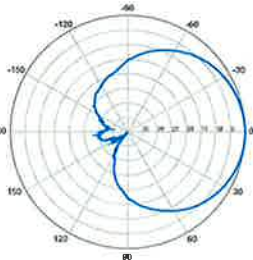
Replace "X" with desired electrical downtilt

Antenna is also available with NE connector(s)
Replace "EDIN" with "NE" in the model number when ordering.

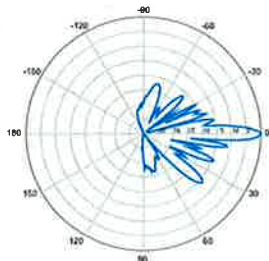
Electrical Characteristics		1710-2170 MHz			
Frequency bands	1710-1880 MHz	1850-1990 MHz	1920-2170 MHz		
Polarization	±45°	±45°	±45°		
Horizontal beamwidth	68°	65°	60°		
Vertical beamwidth	4.5°	4.5°	4.5°		
Gain	16.1 dBd / 18.2 dBi	16,5 dBd / 18,6 dBi	16,9 dBd / 19,0 dBi		
Electrical downtilt (X)	0, 2, 5				
Impedance	50Ω				
VSWR	≤1.5:1				
First upper sidelobe	< -17 dB				
Front-to-back ratio	> 30 dB				
In-band isolation	< -25 dB				
IM3 (20W carrier)	< -150 dBc				
Input power	300 W				
Lightning protection	Direct Ground				
Connector(s)	2 Ports / EDIN or NE / Female / Center (Back)				
Operating temperature	-40° to +60° C / -40° to +140° F				
Mechanical Characteristics					
Dimensions Length x Width x Depth	1842 x 154 x 105 mm	72.5 x 6.1 x 4.1 in			
Depth with z-brackets	133 mm	5.2 in			
Weight without mounting brackets	5.8 kg	12.8 lbs			
Survival wind speed	> 201 km/hr		> 125 mph		
Wind area	Front: 0.28 m ² Side: 0.19 m ²	Front: 3.1 ft ² Side: 2.1 ft ²			
Wind load @ 161 km/hr (100 mph)	Front: 460 N Side: 304 N	Front: 103 lbf Side: 68 lbf			
Mounting Options		Part Number	Fits Pipe Diameter	Weight	
2-Point Mounting Bracket Kit		26799997	50-102 mm 2.0-4.0 in	2.3 kg	5 lbs
2-Point Mounting & Downtilt Bracket Kit		26799999	50-102 mm 2.0-4.0 in	3.6 kg	8 lbs
Concealment Configurations		For concealment configurations, order BXA-171063-12CF-EDIN-X-FP			



BXA-171063-12CF-EDIN-X

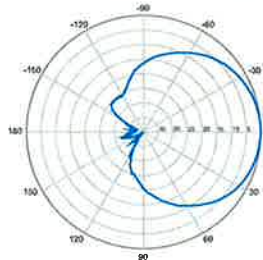


Horizontal | 1710-1880 MHz
BXA-171063-12CF-EDIN-0

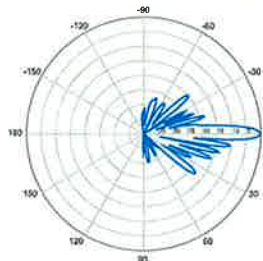


0° | Vertical | 1710-1880 MHz

BXA-171063-12CF-EDIN-X

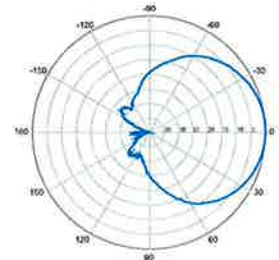


Horizontal | 1850-1990 MHz
BXA-171063-12CF-EDIN-0

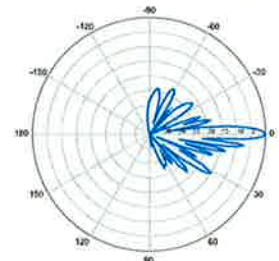


0° | Vertical | 1850-1990 MHz

BXA-171063-12CF-EDIN-X



Horizontal | 1920-2170 MHz
BXA-171063-12CF-EDIN-0



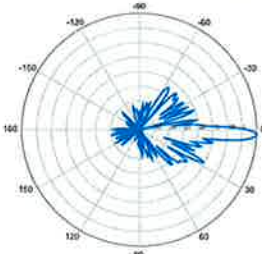
0° | Vertical | 1920-2170 MHz

Quoted performance parameters are provided to offer typical or range values only and may vary as a result of normal manufacturing and operational conditions. Extreme operational conditions and/or stress on structural supports is beyond our control. Such conditions may result in damage to this product. Improvements to product may be made without notice.

BXA-171063-12CF-EDIN-X

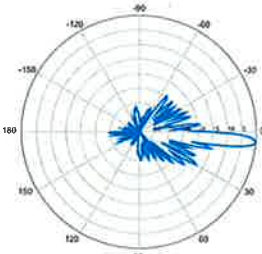
X-Pol | FET Panel | 63° | 19.0 dBi

BXA-171063-12CF-EDIN-2



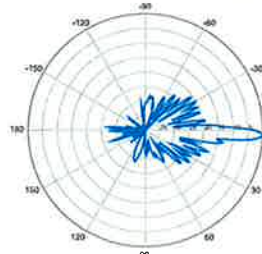
2° | Vertical | 1710-1880 MHz

BXA-171063-12CF-EDIN-5



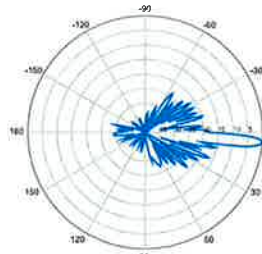
5° | Vertical | 1710-1880 MHz

BXA-171063-12CF-EDIN-2



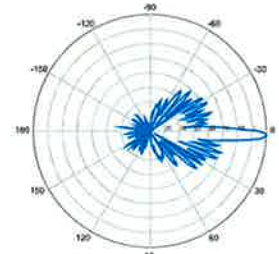
2° | Vertical | 1850-1990 MHz

BXA-171063-12CF-EDIN-5



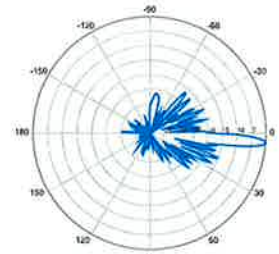
5° | Vertical | 1850-1990 MHz

BXA-171063-12CF-EDIN-2



2° | Vertical | 1920-2170 MHz

BXA-171063-12CF-EDIN-5




5° | Vertical | 1920-2170 MHz

Quoted performance parameters are provided to offer typical or range values only and may vary as a result of normal manufacturing and operational conditions. Extreme operational conditions and/or stress on structural supports is beyond our control. Such conditions may result in damage to this product. Improvements to product may be made without notice.

Alcatel-Lucent RRH2x40-AWS

REMOTE RADIO HEAD

The Alcatel-Lucent RRH2x40-AWS is a high-power, small form-factor Remote Radio Head (RRH) operating in the AWS frequency band (1700/2100MHz - 3GPP Band 4). The Alcatel-Lucent RRH2x40-AWS is designed with an eco-efficient approach, providing operators with the means to achieve high quality and capacity coverage with minimum site requirements.



A distributed eNodeB expands deployment options by using two components, a Base Band Unit (BBU) containing the digital assets and a separate RRH containing the radio-frequency (RF) elements. This modular design optimizes available space and allows the main components of an eNodeB to be installed separately, within the same site or several kilometres apart.

The Alcatel-Lucent RRH2x40-AWS is linked to the BBU by an optical-fiber connection carrying downlink and uplink digital radio signals along with operations, administration and maintenance (OA&M) information. The Alcatel-Lucent RRH2x40-AWS has two transmit RF paths, 40 W RF output power per transmit path, and is designed to manage up to four-way receive diversity. The device is ideally suited to support macro coverage, with multiple-input multiple-output (MIMO) 2x2 operation in up to 20 MHz of bandwidth.

The Alcatel-Lucent RRH2x40-AWS is designed to make available all the benefits of a distributed eNodeB, with excellent RF characteristics, with low

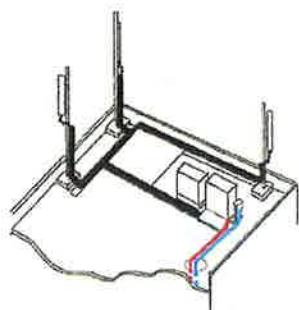
capital expenditures (CAPEX) and low operating expenditures (OPEX). The limited space available in some sites may prevent the installation of traditional single-cabinet BTS equipment or require costly cranes to be employed, leaving coverage holes. However, many of these sites can host an Alcatel-Lucent RRH2x40-AWS installation, providing more flexible site selection and improved network quality along with greatly reduced installation time and costs.

Fast, low-cost installation and deployment

The Alcatel-Lucent RRH2x40-AWS is a zero-footprint solution and operates noise-free, simplifying negotiations with site property owners and minimizing environmental impacts. Installation can easily be done by a single person because the Alcatel-Lucent RRH2x40-AWS is compact and weighs less than 20 kg (44 lb), eliminating the need for a crane to hoist the BTS cabinet to the rooftop. A site can be in operation in less than one day — a fraction of the time required for a traditional BTS.

Excellent RF performance

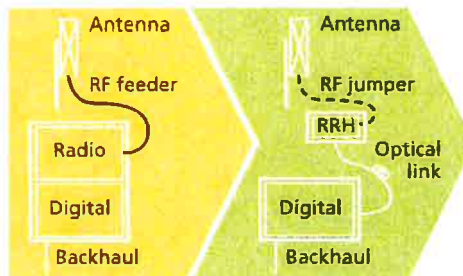
Because of its small size and weight, the Alcatel-Lucent RRH2x40-AWS can be installed close to the antenna. Operators can therefore locate the Alcatel-Lucent RRH2x40-AWS where RF engineering is deemed ideal, minimizing trade-offs between available sites and RF optimum sites. The RF feeder cost and installation costs are reduced or eliminated, and there is no need for a Tower Mounted Amplifier (TMA) because losses introduced by the RF feeder are greatly reduced. The Alcatel-Lucent RRH2x40-AWS provides more RF power while at the same time consuming less electricity.



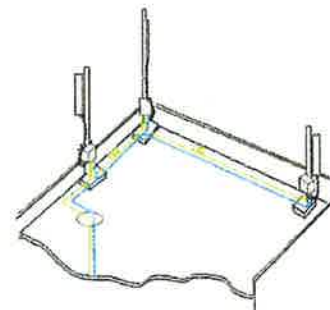
Macro

Features

- Zero-footprint deployment
- Easy installation, with a lightweight unit can be carried and set up by one person
- Optimized RF power, with flexible site selection and elimination of a TMA
- Convection-cooled (fanless)
- Noise-free
- Best-in-class power efficiency, with significantly reduced energy consumption



RRH for space-constrained cell sites



Distributed

Benefits

- Leverages existing real estate with lower site costs
- Reduces installation costs, with fewer installation materials and simplified logistics
- Decreases power costs and minimizes environmental impacts, with the potential for eco-sustainable power options
- Improves RF performance and adds flexibility to network planning

Technical specifications

Physical dimensions

- Height: 620 mm (24.4 in.)
- Width: 270 mm (10.63 in.)
- Depth: 170mm (6.7 in.)
- Weight (without mounting kit): less than 20 kg (44 lb)

Power

- Power supply: -48VDC

Operating environment

- Outdoor temperature range:
 - With solar load: -40°C to +50°C (-40°F to +122°F)
 - Without solar load: -40°C to +55°C (-40°F to +131°F)

- Passive convection cooling (no fans)
- Enclosure protection
 - IP65 (International Protection rating)

RF characteristics

- Frequency band: 1700/2100 MHz (AWS); 3GPP Band 4
- Bandwidth: up to 20 MHz
- RF output power at antenna port: 40 W nominal RF power for each Tx port
- Rx diversity: 2-way or 4-way with optional Rx Diversity module
- Noise figure: below 2.0 dB typical
- Antenna Line Device features
 - TMA and Remote electrical tilt (RET) support via AISG v2.0

Optical characteristics

Type/number of fibers

- Single-mode variant
 - One Single Mode Single Fiber per RRH2x, carrying UL and DL using CWDM
 - Single mode dual fiber (SM/DF)
- Multi-mode variant
 - Two Multi-mode fibers per RRH2x: one carrying UL, the other carrying DL

Optical fiber length

- Up to 500 m (0.31 mi), using MM fiber
- Up to 20 km (12.43 mi), using SM fiber

Digital Ports and Alarms

- Two optical ports to support daisy-chaining
- Six external alarms

www.alcatel-lucent.com Alcatel, Lucent, Alcatel-Lucent and the Alcatel-Lucent logo are trademarks of Alcatel-Lucent. All other trademarks are the property of their respective owners. The information presented is subject to change without notice. Alcatel-Lucent assumes no responsibility for inaccuracies contained herein. Copyright © 2010 Alcatel-Lucent. All rights reserved. CPG2809100912 (09)



HYBRIFLEX™ RRH Hybrid Feeder Cabling Solution, 1-5/8", Single-Mode Fiber

Product Description

RFS' HYBRIFLEX Remote Radio Head (RRH) hybrid feeder cabling solution combines optical fiber and DC power for RRHs in a single lightweight aluminum corrugated cable, making it the world's most innovative solution for RRH deployments.

It was developed to reduce installation complexity and costs at Cellular sites. HYBRIFLEX allows mobile operators deploying an RRH architecture to standardize the RRH installation process and eliminate the need for and cost of cable grounding. HYBRIFLEX combines optical fiber (multi-mode or single-mode) and power in a single corrugated cable. It eliminates the need for junction boxes and can connect multiple RRHs with a single feeder. Standard RFS CELLFLEX® accessories can be used with HYBRIFLEX cable. Both pre-connectorized and on-site options are available.

Features/Benefits

- Aluminum corrugated armor with outstanding bending characteristics - minimizes installation time and enables mechanical protection and shielding
- Same accessories as 1 5/8" coaxial cable
- Outer conductor grounding - Eliminates typical grounding requirements and saves on installation costs
- Lightweight solution and compact design - Decreases tower loading
- Robust cabling - Eliminates need for expensive cable trays and ducts
- Installation of tight bundled fiber optic cable pairs directly to the RRH - Reduces CAPEX and wind load by eliminating need for interconnection
- Optical fiber and power cables housed in single corrugated cable - Saves CAPEX by standardizing RRH cable installation and reducing installation requirements
- Outdoor polyethylene jacket - Ensures long-lasting cable protection



Figure 1: HYBRIFLEX Series

Technical Specifications

Outer Conductor Armor	Corrugated Aluminum	(mm (in))	46.5 (1.83)
Jacket	Polyethylene, PE	(mm (in))	50.3 (1.98)
UV-Protection	Individual and External Jacket		Yes

Weight, Approximate		(kg/m (lb/ft))	1.9 (1.30)
Minimum Bending Radius, Single Bending		(mm (in))	200 (8)
Minimum Bending Radius, Repeated Bending		(mm (in))	500 (20)
Recommended/Maximum Clamp Spacing		(m (ft))	1.0 / 1.2 (3.25 / 4.0)

DC-Resistance Outer Conductor Armor		(Ω/km (Ω/1000ft))	0.68 (0.205)
DC-Resistance Power Cable, 8 4mm² (8AWG)		(Ω/km (Ω/1000ft))	2.1 (0.307)

Version	Single-mode OM3		
Quantity, Fiber Count	16 (8 pairs)		
Core/Clad	(μm)	50/125	
Primary Coating (Acrylate)	(μm)	245	
Buffer Diameter, Nominal	(μm)	900	
Secondary Protection, Jacket, Nominal	(mm (in))	2.0 (0.08)	
Minimum Bending Radius	(mm (in))	104 (4.1)	
Insertion Loss @ wavelength 850nm	dB/km	3.0	
Insertion Loss @ wavelength 1310nm	dB/km	1.0	
Standards (Meets or exceeds)	UL34-V0, UL1666 RoHS Compliant		

Size (Power)	(mm (AWG))	8.4 (8)
Quantity, Wire Count (Power)		16 (8 pairs)
Size (Alarm)	(mm (AWG))	0.8 (18)
Quantity, Wire Count (Alarm)		4 (2 pairs)
Type		UV protected
Strands		19
Primary Jacket Diameter, Nominal	(mm (in))	6.8 (0.27)
Standards (Meets or exceeds)		NFPA 130, ICEA S-95-658 UL Type XHHW-2, UL 44 UL-LS Limited Smoke, UL VW-1 IEEE-383 (1974), IEEE1202/FT4 RoHS Compliant

Installation Temperature	(°C (°F))	-40 to +65 (-40 to 149)
Operation Temperature	(°C (°F))	-40 to +65 (-40 to 149)

* This data is provisional and subject to change

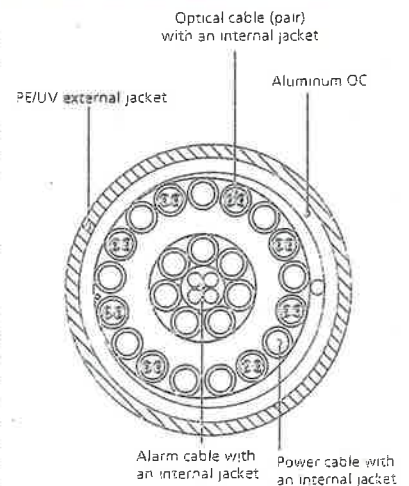


Figure 2: Construction Detail

All information contained in the present datasheet is subject to confirmation at time of ordering

ATTACHMENT 2

Site Name: Old Saybrook East		General		Power		Density					
Tower Height: 175'											
CARRIER	# OF CHAN.	WATTS ERP	HEIGHT	CALC. POWER DENS	FREQ.	PERMISS. EXP.	FRACTION MPE	Total			
*MetroPCS	3	727	162	0.0299	2140	1.0000	2.99%				
*Pocket (now MetroPCS)	3	631	150	0.0303	2130	1.0000	3.03%				
Verizon	11	307	173	0.0406	1970	1.0000	4.06%				
Verizon	9	260	173	0.0281	869	0.5793	4.85%				
Verizon	1	1040	173	0.0125	2145	1.0000	1.25%				
Verizon	1	780	173	0.0094	698	0.4973	1.88%				
								18.1%			
* Source: Siting Council											

ATTACHMENT 3



AMERICAN TOWER®
CORPORATION

Structural Analysis Report

Structure : 175 ft Monopole
ATC Site Name : Old Saybrook, CT
ATC Site Number : 370625
Engineering Number : 58326722
Proposed Carrier : Verizon
Carrier Site Name : Old Saybrook East CT
Carrier Site Number : 184355
Site Location : 77 Springbrook Road
Old Saybrook, CT 06475-0000
41.313833,-72.364028
County : Middlesex
Date : May 12, 2014
Max Usage : 70%
Result : Pass

Igor Palyvoda E.I.

Igor Palyvoda



May 12 2014 8:35 AM



Eng. Number 58326722
May 12, 2014

Table of Contents

Introduction	1
Supporting Documents	1
Analysis	1
Conclusion	1
Existing and Reserved Equipment	2
Equipment to be Removed	2
Proposed Equipment	2
Structure Usages	3
Foundations	3
Deflection, Twist, and Sway	3
Standard Conditions	4
Calculations	Attached



Introduction

The purpose of this report is to summarize results of a structural analysis performed on the 175 ft monopole to reflect the change in loading by Verizon.

Supporting Documents

Tower Drawings	DaVinci, Valmont Job #08242-1120, dated April 17, 2008
Foundation Drawing	DaVinci, Valmont Job #08242-1120, dated April 17, 2008
Geotechnical Report	JGI Eastern Project #J2085121, dated March 12, 2008

Analysis

The tower was analyzed using American Tower Corporation's tower analysis software. This program considers an elastic three-dimensional model and second-order effects per ANSI/TIA-222.

Basic Wind Speed:	115 mph (3-Second Gust)
Basic Wind Speed w/ Ice:	50 mph (3-Second Gust) w/ 3/4" radial ice concurrent
Code:	ANSI/TIA-222-G / 2003 IBC w/ 2005 CT Supplement & 2009 CT Amendment
Structure Class:	II
Exposure Category:	C
Topographic Category:	1

Conclusion

Based on the analysis results, the structure meets the requirements per the applicable codes listed above. The tower and foundation can support the equipment as described in this report.

If you have any questions or require additional information, please contact American Tower via email at Engineering@americantower.com. Please include the American Tower site name, site number, and engineering number in the subject line for any questions.



Existing and Reserved Equipment

Elevation ¹ (ft)		Qty	Antenna	Mount Type	Lines	Carrier
Mount	RAD					
173.0	173.0	3	Amphenol Antel BXA-171085-12BF-EDIN-X	Platform w/ Handrails	(18) 1 5/8" Coax	Verizon
		3	Amphenol Antel BXA-70063-6CF-EDIN-2			
162.0	162.0	3	RCU	T-Arms	(12) 1 5/8" Coax (1) 0.24" Cat 5e	Metro PCS
		6	Kathrein Scala 742 351			
152.0	152.0	3	72" x 8" Panel	Flush	(6) 1 5/8" Coax	T-Mobile
100.0	100.0	1	Andrew DB589	Side Arm	(1) 7/8" Coax	American Messaging
15.0	15.0	1	4' Dish w/ Radome	Flush	(1) 0.28" RG6	Services

Equipment to be Removed

Elevation ¹ (ft)		Qty	Antenna	Mount Type	Lines	Carrier
Mount	RAD					
173.0	173.0	6	Amphenol Antel LPA-80080-6CF-EDIN-2	-	-	Verizon

Proposed Equipment

Elevation ¹ (ft)		Qty	Antenna	Mount Type	Lines	Carrier
Mount	RAD					
173.0	173.0	3	Alcatel-Lucent RRH2x40-AWS	Platform w/ Handrails	(1) 1 5/8" Fiber	Verizon
		3	Antel BXA-171063/12CF			
		1	RFS DB-T1-6Z-8AB-OZ			
		3	Andrew LNX-8513DS-VTM			

¹Mount elevation is defined as height above bottom of steel structure to the bottom of mount, RAD elevation is defined as center of antenna above ground level (AGL).

Install proposed coax outside the pole shaft. Stacking coax is not allowed.



Structure Usages

Structural Component	Controlling Usage	Pass/Fail
Anchor Bolts	47%	Pass
Shaft	70%	Pass
Base Plate	37%	Pass

Foundations

Reaction Component	Original Design Reactions	Analysis Reactions	% of Design
Moment (Kips-Ft)	5,400.0	4196.6	78%
Shear (Kips)	48.0	38.5	80%

The structure base reactions resulting from this analysis are acceptable when compared to those shown on the original structure drawings, therefore no modification or reinforcement of the foundation will be required.

Deflection and Sway*

Antenna Elevation (ft)	Deflection (ft)	Sway (Rotation) (°)
173.0	1.538	1.072

*Deflection and Sway was evaluated considering a design wind speed of 60 mph (3-Second Gust) per ANSI/TIA-222-G



Standard Conditions

All engineering services are performed on the basis that the information used is current and correct. This information may consist of, but is not necessary limited, to:

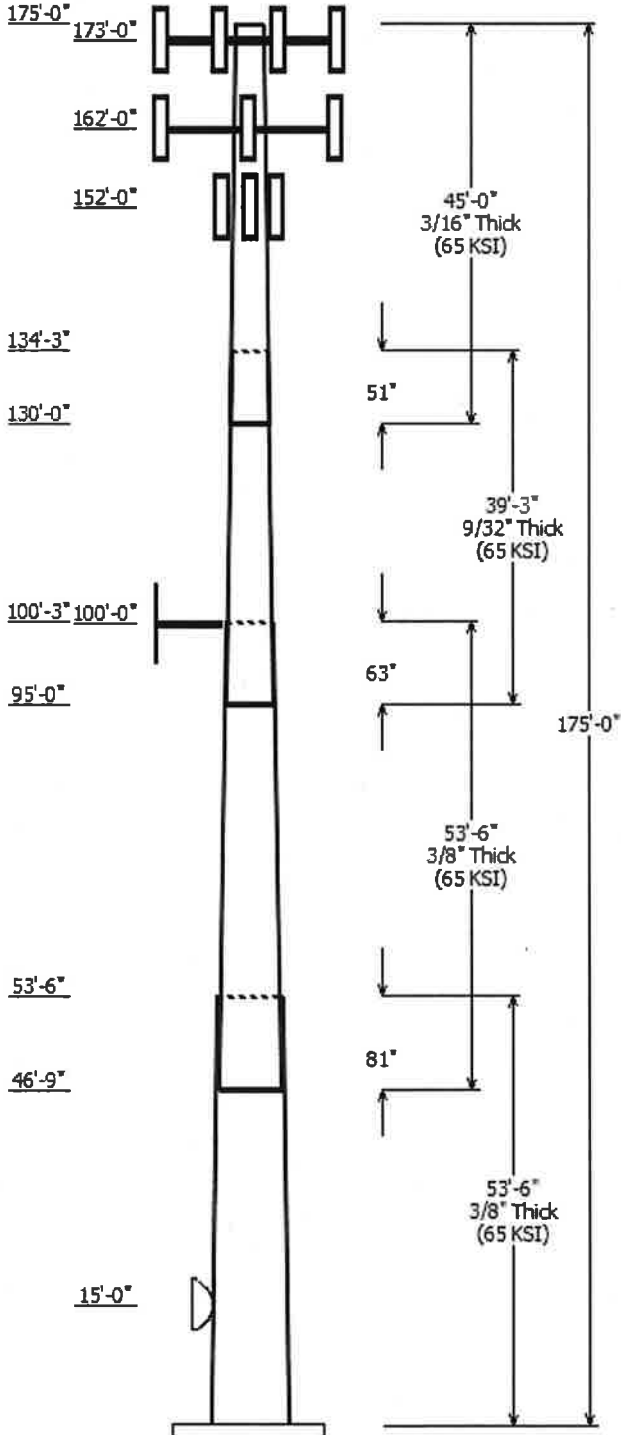
- Information supplied by the client regarding the structure itself, antenna, mounts and feed line loading on the structure and its components, or other relevant information.
- Information from drawings in the possession of American Tower Corporation, or generated by field inspections or measurements of the structure.

It is the responsibility of the client to ensure that the information provided to ATC Tower Services, Inc. and used in the performance of our engineering services is correct and complete. In the absence of information to the contrary, we assume that all structures were constructed in accordance with the drawings and specifications and that their capacity has not significantly changed from the "as new" condition.

Unless explicitly agreed by both the client and American Tower Corporation, all services will be performed in accordance with the current revision of ANSI/TIA -222. The design basic wind speed will be determined based on the minimum basic wind speed as prescribed in ANSI/TIA-222. Although every effort is taken to ensure that the loading considered is adequate to meet the requirements of all applicable regulatory entities, we can provide no assurance to meet any other local and state codes or requirements. If wind and ice loads or other relevant parameters are to be different from the minimum values recommended by the codes, the client shall specify the exact requirement.

All services are performed, results obtained, and recommendations made in accordance with generally accepted engineering principles and practices. ATC Tower Services, Inc. is not responsible for the conclusions, opinions and recommendations made by others based on the information we supply.

© 2007 - 2014 by ATC IP LLC. All rights reserved.



Job Information			
Pole :	370625	Code :	ANSI/TIA-222 Rev G
Description :	175 ft Monopole	Client :	Verizon Wireless
		Struct Class :	II
Location :	Old Saybrook, CT	Shape :	18 Sides
Height :	175.00 (ft)	Exposure :	C
Base Elev (ft):	0.00	Topo :	1
Taper:	0.26501(in/ft)		

Sections Properties								
Shaft Section	Length (ft)	Diameter (in)		Thick Joint (in)	Overlap Length (in)	Taper (in/ft)	Steel Grade	
		Across Top	Flats Bottom					
1	53.500	50.51	64.69	0.375	0.000	0.265010	65	
2	53.500	38.87	53.05	0.375	81.000	0.265010	65	Slip Joint
3	39.250	30.42	40.82	0.281	63.000	0.265010	65	Slip Joint
4	45.000	20.00	31.92	0.188	51.000	0.265010	65	Slip Joint

Discrete Appurtenance				
Attach Elev (ft)	Force Elev (ft)	Qty	Description	
173.000	173.000	3	Andrew LNX-8513DS-VTM	
173.000	173.000	3	Antel BXA-70063-6CF-EDIN-2	
173.000	173.000	1	RFS DB-T1-6Z-8AB-0Z	
173.000	173.000	3	Antel BXA-171063/12CF	
173.000	173.000	3	Antel BXA-171085-12BF-EDIN-X	
173.000	173.000	3	Alcatel-Lucent RRH2x40-AWS	
173.000	173.000	1	Flat Platform w/ Handrails	
162.000	162.000	6	Kathrein Scala 742 351	
162.000	162.000	3	RCU	
162.000	162.000	3	Round T-Arm	
152.000	152.000	3	72" x 8" Panel	
100.000	100.000	1	Andrew DB589	
100.000	100.000	1	Round Side Arm	
15.000	15.000	1	4' Dish w/ Radome	

Linear Appurtenance				
Elev (ft)		Description	Exposed To Wind	
From	To			
0.000	15.000	0.28" RG6	No	
0.000	100.0	7/8" Coax	Yes	
0.000	152.0	1 5/8" Coax	No	
0.000	162.0	0.24" Cat 5e	No	
0.000	162.0	1 5/8" Coax	No	
0.000	173.0	1 5/8" Coax	No	
0.000	173.0	1 5/8" Fiber	Yes	

Load Cases	
1.2D + 1.6W	115.00 mph with No Ice
0.9D + 1.6W	115.00 mph with No Ice (Reduced DL)
1.2D + 1.0Di + 1.0Wi	50.00 mph with 0.75 in Radial Ice
1.0D + 1.0W	60.00 mph Serviceability

Reactions			
Load Case	Moment (kip-ft)	Shear (kip)	Axial (kip)
1.2D + 1.6W	4196.61	38.54	45.29
0.9D + 1.6W	4167.07	38.52	33.95
1.2D + 1.0Di + 1.0Wi	871.34	8.20	66.93

1.0D + 1.0W

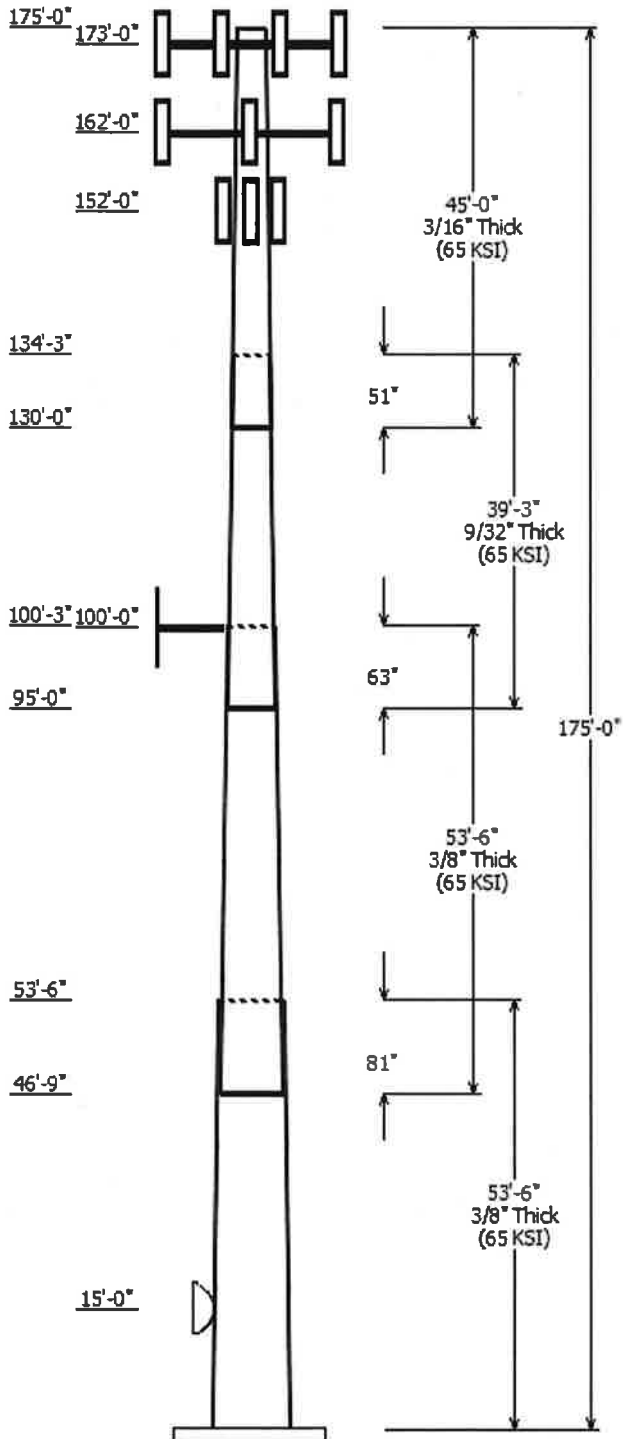
711.37

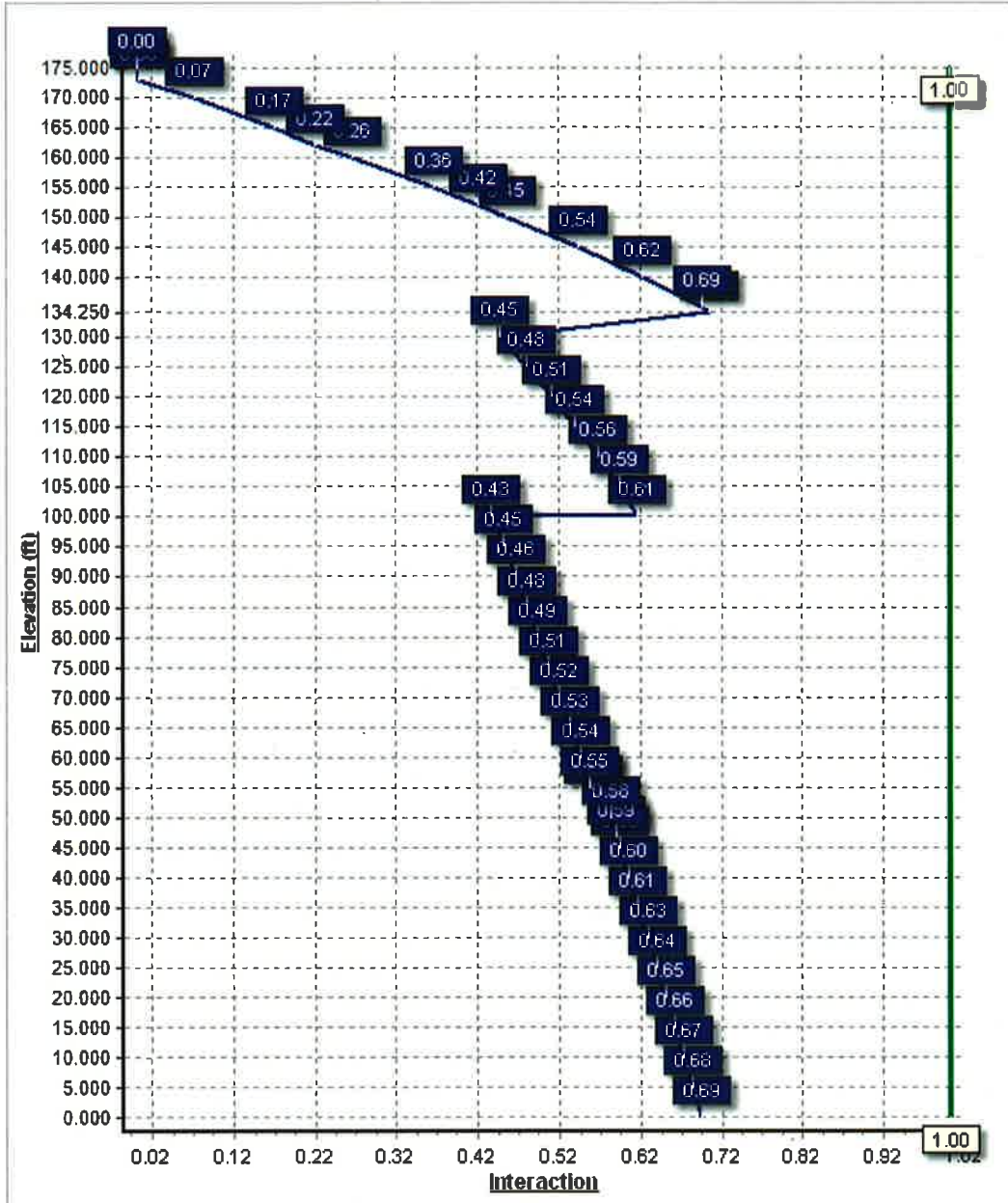
6.55

37.78

Dish Deflections

Load Case	Attach Elev (ft)	Deflection (in)	Rotation (deg)
1.0D + 1.0W	15.00	0.119	0.075

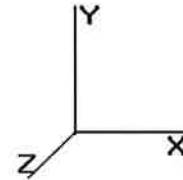




Pole : 370625
 Location : Old Saybrook, CT
 Height : 175.0 (ft)
 Base Dia : 64.69 (in)
 Top Dia : 20.00 (in)
 Shape : 18 Sides
 Taper : 0.265010 (in/ft)

Code: ANSI/TIA-222 Rev G
 Struct Class : II
 Exposure Category : C
 Topographic Category : 1
 Base Elev : 0.000 (ft)

5/12/2014 9:04:46 AM
 Page: 1



© 2007 - 2014 by ATC IP LLC. All rights reserved.

Shaft Section Properties

Sect Info	Length (ft)	Thick (in)	Fy (ksi)	Joint Type	Joint Len (in)	Weight (lb)	Bottom						Top							
							Dia (in)	Elev (ft)	Area (sqin)	Ix (in^4)	W/t Ratio	D/t Ratio	Dia (in)	Elev (ft)	Area (sqin)	Ix (in^4)	W/t Ratio	D/t Ratio	Taper (in/ft)	
1-18	53.500	0.3750	65	Slip	0.00	12,399	64.69	0.00	76.55	40004.8	29.01	172.51	50.51	53.50	59.67	18951.8	22.34	134.70	0.265010	
2-18	53.500	0.3750	65	Slip	81.00	9,878	53.05	46.75	62.69	21978.9	23.53	141.47	38.87	100.25	45.82	8579.8	16.87	103.66	0.265010	
3-18	39.250	0.2813	65	Slip	63.00	4,214	40.82	95.00	36.19	7517.2	24.19	145.16	30.42	134.25	26.91	3089.0	17.66	108.18	0.265010	
4-18	45.000	0.1875	65	Slip	51.00	2,349	31.92	130.00	18.89	2403.9	28.61	170.27	20.00	175.00	11.79	584.8	17.40	106.67	0.265010	
Shaft Weight						28,840														

Discrete Appurtenance Properties

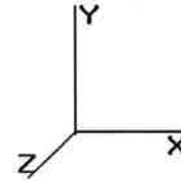
Attach Elev (ft)	Description	Qty	No Ice			Ice			Distance From Face (ft)	Vert Ecc (ft)
			Weight (lb)	EPAA (sf)	Orientation Factor	Weight (lb)	EPAA (sf)	Orientation Factor		
173.00	Alcatel-Lucent RRH2x40-AWS	3	44.00	2.160	0.67	118.87	2.814	0.67	0.000	0.000
173.00	Andrew LNX-8513DS-VTM	3	26.30	8.170	0.83	233.23	9.498	0.83	0.000	0.000
173.00	Antel BXA-171063/12CF	3	15.00	4.790	0.88	137.54	6.033	0.88	0.000	0.000
173.00	Antel BXA-171085-12BF-EDIN-	3	15.00	4.730	0.88	136.59	5.975	0.88	0.000	0.000
173.00	Antel BXA-70063-6CF-EDIN-2	3	17.00	7.570	0.77	194.32	8.855	0.77	0.000	0.000
173.00	Flat Platform w/ Handrails	1	2000.00	42.400	1.00	3,444.54	63.717	1.00	0.000	0.000
173.00	RFS DB-T1-6Z-8AB-0Z	1	44.00	4.800	1.00	190.17	5.687	1.00	0.000	0.000
162.00	Kathrein Scala 742 351	6	29.80	5.390	0.66	146.02	6.424	0.66	0.000	0.000
162.00	RCU	3	1.00	0.160	0.50	11.32	0.364	0.50	0.000	0.000
162.00	Round T-Arm	3	250.00	9.700	0.67	461.04	18.025	0.67	0.000	0.000
152.00	72" x 8" Panel	3	40.00	5.870	0.67	176.12	7.125	0.67	0.000	0.000
100.00	Andrew DB589	1	11.50	1.380	1.00	90.22	4.467	1.00	0.000	0.000
100.00	Round Side Arm	1	150.00	5.200	1.00	220.39	7.814	1.00	0.000	0.000
15.00	4' Dish w/ Radome	1	120.00	10.850	1.00	374.12	12.120	1.00	0.000	0.000
Totals		35	3729.20			9,602.64			Number of Loadings :	14

Linear Appurtenance Properties

Elev From (ft)	Elev To (ft)	Description	Exposed Width (in)	Exposed To Wind
0.00	173.00	(18) 1 5/8" Coax	0.00	N
0.00	173.00	(1) 1 5/8" Fiber	1.63	Y
0.00	162.00	(1) 0.24" Cat 5e	0.00	N
0.00	162.00	(12) 1 5/8" Coax	0.00	N
0.00	152.00	(6) 1 5/8" Coax	0.00	N
0.00	100.00	(1) 7/8" Coax	1.09	Y
0.00	15.00	(1) 0.28" RG6	0.00	N

Pole : 370625
 Location : Old Saybrook, CT
 Height : 175.0 (ft)
 Base Dia : 64.69 (in)
 Top Dia : 20.00 (in)
 Shape : 18 Sides
 Taper : 0.265010 (in/ft)

Code: ANSI/TIA-222 Rev G
 Struct Class : II
 Exposure Category : C
 Topographic Category : 1
 Base Elev : 0.000 (ft)



© 2007 - 2014 by ATC IP LLC. All rights reserved.

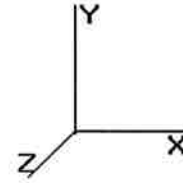
Segment Properties (Max Len : 5 ft)

Seg Top Elev (ft)	Description	Thick (in)	Flat Dia (in)	Area (in^2)	Ix (in^4)	W/t Ratio	D/t Ratio	Fy (ksi)	S (in3)	Weight (lb)
0.00		0.3750	64.690	76.548	40,004.8	29.01	172.51	67.3	1218.	0.0
5.00		0.3750	63.365	74.971	37,582.8	28.38	168.97	68.0	1168.	1,289.0
10.00		0.3750	62.040	73.394	35,260.6	27.76	165.44	68.7	1119.	1,262.1
15.00		0.3750	60.715	71.817	33,036.1	27.14	161.91	69.5	1071.	1,235.3
20.00		0.3750	59.390	70.240	30,907.1	26.51	158.37	70.2	1025.	1,208.5
25.00		0.3750	58.065	68.663	28,871.7	25.89	154.84	70.9	979.4	1,181.6
30.00		0.3750	56.740	67.086	26,927.6	25.27	151.31	71.7	934.7	1,154.8
35.00		0.3750	55.415	65.509	25,072.8	24.65	147.77	72.4	891.2	1,128.0
40.00		0.3750	54.090	63.932	23,305.2	24.02	144.24	73.1	848.6	1,101.1
45.00		0.3750	52.765	62.354	21,622.7	23.40	140.71	73.9	807.1	1,074.3
46.75	Bot - Section 2	0.3750	52.301	61.802	21,053.5	23.18	139.47	74.1	792.9	369.7
50.00		0.3750	51.440	60.777	20,023.2	22.78	137.17	74.6	766.7	1,365.5
53.50	Top - Section 1	0.3750	51.262	60.566	19,815.1	22.69	136.70	74.7	761.3	1,445.2
55.00		0.3750	50.864	60.093	19,354.3	22.51	135.64	74.9	749.5	307.9
60.00		0.3750	49.539	58.516	17,870.2	21.88	132.11	75.7	710.5	1,009.0
65.00		0.3750	48.214	56.939	16,463.9	21.26	128.57	76.4	672.6	982.2
70.00		0.3750	46.889	55.362	15,133.4	20.64	125.04	77.1	635.7	955.3
75.00		0.3750	45.564	53.785	13,876.6	20.01	121.50	77.9	599.8	928.5
80.00		0.3750	44.239	52.208	12,691.3	19.39	117.97	78.6	565.0	901.7
85.00		0.3750	42.914	50.630	11,575.6	18.77	114.44	79.3	531.3	874.8
90.00		0.3750	41.589	49.053	10,527.2	18.14	110.90	80.1	498.6	848.0
95.00	Bot - Section 3	0.3750	40.264	47.476	9,544.2	17.52	107.37	80.8	466.9	821.2
100.00		0.3750	38.939	45.899	8,624.3	16.90	103.84	81.5	436.2	1,400.1
100.2	Top - Section 2	0.2813	39.435	34.951	6,769.6	23.31	140.21	74.0	338.1	68.8
105.00		0.2813	38.176	33.827	6,137.5	22.52	135.74	74.9	316.6	555.8
110.00		0.2813	36.851	32.645	5,515.9	21.69	131.03	75.9	294.8	565.5
115.00		0.2813	35.526	31.462	4,937.8	20.86	126.32	76.9	273.8	545.3
120.00		0.2813	34.201	30.279	4,401.6	20.03	121.60	77.8	253.5	525.2
125.00		0.2813	32.876	29.096	3,905.6	19.20	116.89	78.8	234.0	505.1
130.00	Bot - Section 4	0.2813	31.551	27.913	3,448.4	18.37	112.18	79.8	215.3	485.0
134.2	Top - Section 3	0.1875	30.800	18.218	2,156.9	27.55	164.27	69.0	137.9	664.7
135.00		0.1875	30.601	18.099	2,115.2	27.37	163.21	69.2	136.1	46.3
140.00		0.1875	29.276	17.311	1,850.6	26.12	156.14	70.7	124.5	301.2
145.00		0.1875	27.951	16.522	1,609.1	24.87	149.07	72.1	113.4	287.8
150.00		0.1875	26.626	15.734	1,389.5	23.63	142.01	73.6	102.8	274.4
152.00		0.1875	26.096	15.418	1,307.6	23.13	139.18	74.2	98.7	106.0
155.00		0.1875	25.301	14.945	1,190.9	22.38	134.94	75.1	92.7	155.0
160.00		0.1875	23.976	14.157	1,012.1	21.14	127.87	76.5	83.1	247.6
162.00		0.1875	23.446	13.841	946.0	20.64	125.04	77.1	79.5	95.3
165.00		0.1875	22.651	13.368	852.3	19.89	120.80	78.0	74.1	138.9
170.00		0.1875	21.326	12.580	710.2	18.64	113.74	79.5	65.6	220.7
173.00		0.1875	20.531	12.106	633.0	17.90	109.50	80.4	60.7	126.0
175.00		0.1875	20.001	11.791	584.8	17.40	106.67	80.9	57.6	81.3
										28,839.7

Pole : 370625
 Location : Old Saybrook, CT
 Height : 175.0 (ft)
 Base Dia : 64.69 (in)
 Top Dia : 20.00 (in)
 Shape : 18 Sides
 Taper : 0.265010 (in/ft)

Code: ANSI/TIA-222 Rev G
 Struct Class : II
 Exposure Category : C
 Topographic Category : 1
 Base Elev : 0.000 (ft)

5/12/2014 9:04:46 AM
 Page : 3



© 2007 - 2014 by ATC IP LLC. All rights reserved.

Load Case: 1.2D + 1.6W 115.00 mph with No Ice 25 Iterations
Gust Response Factor: 1.10 **Wind Importance Factor:** 1.00
Dead Load Factor: 1.20
Wind Load Factor: 1.60

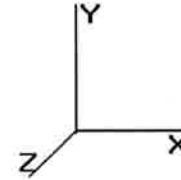
Shaft Segment Forces (Factored)

Seg Top Elev (ft)	Description	Kzt	Kz	qz (psf)	qzGh (psf)	C (mph-ft)	Cf	Ice Thick (in)	Tributary (ft)	Ap (sf)	EPAs (sf)	Wind Force X (lb)	Dead Load Ice (lb)	Tot Dead Load (lb)
0.00		1.00	0.85	27.339	30.07	580.37	0.650	0.000	0.00	0.000	0.00	0.0	0.0	0.0
5.00		1.00	0.85	27.339	30.07	568.49	0.650	0.000	5.00	27.090	17.61	847.2	0.0	1,546.8
10.00		1.00	0.85	27.339	30.07	556.60	0.650	0.000	5.00	26.529	17.24	829.7	0.0	1,514.6
15.00	Appertunance(s)	1.00	0.85	27.339	30.07	544.71	0.650	0.000	5.00	25.968	16.88	812.2	0.0	1,482.4
20.00		1.00	0.90	29.008	31.90	548.84	0.650	0.000	5.00	25.408	16.52	843.1	0.0	1,450.2
25.00		1.00	0.94	30.403	33.44	549.35	0.650	0.000	5.00	24.847	16.15	864.2	0.0	1,418.0
30.00		1.00	0.98	31.592	34.75	547.22	0.650	0.000	5.00	24.287	15.79	877.8	0.0	1,385.8
35.00		1.00	1.01	32.634	35.89	543.18	0.650	0.000	5.00	23.726	15.42	885.8	0.0	1,353.6
40.00		1.00	1.04	33.565	36.92	537.70	0.650	0.000	5.00	23.165	15.06	889.5	0.0	1,321.4
45.00		1.00	1.07	34.408	37.84	531.07	0.650	0.000	5.00	22.605	14.69	889.8	0.0	1,289.2
46.75	Bot - Section 2	1.00	1.07	34.685	38.15	528.52	0.650	0.000	1.75	7.779	5.06	308.7	0.0	443.6
50.00		1.00	1.09	35.179	38.69	523.51	0.650	0.000	3.25	14.471	9.41	582.4	0.0	1,638.6
53.50	Top - Section 1	1.00	1.10	35.684	39.25	517.74	0.650	0.000	3.50	15.319	9.96	625.4	0.0	1,734.2
55.00		1.00	1.11	35.892	39.48	522.87	0.650	0.000	1.50	6.481	4.21	266.1	0.0	369.5
60.00		1.00	1.13	36.556	40.21	513.94	0.650	0.000	5.00	21.240	13.81	888.3	0.0	1,210.8
65.00		1.00	1.15	37.177	40.89	504.42	0.650	0.000	5.00	20.680	13.44	879.5	0.0	1,178.6
70.00		1.00	1.17	37.762	41.53	494.40	0.650	0.000	5.00	20.119	13.08	869.1	0.0	1,146.4
75.00		1.00	1.19	38.314	42.14	483.93	0.650	0.000	5.00	19.558	12.71	857.3	0.0	1,114.2
80.00		1.00	1.20	38.838	42.72	473.06	0.650	0.000	5.00	18.998	12.35	844.1	0.0	1,082.0
85.00		1.00	1.22	39.337	43.27	461.83	0.650	0.000	5.00	18.437	11.98	829.7	0.0	1,049.8
90.00		1.00	1.23	39.813	43.79	450.27	0.650	0.000	5.00	17.876	11.62	814.2	0.0	1,017.6
95.00	Bot - Section 3	1.00	1.25	40.269	44.29	438.41	0.650	0.000	5.00	17.316	11.26	797.7	0.0	985.4
100.0	Appertunance(s)	1.00	1.26	40.706	44.77	426.28	0.650	0.000	5.00	16.993	11.05	791.3	0.0	1,680.1
100.2	Top - Section 2	1.00	1.26	40.728	44.80	425.67	0.650	0.000	0.25	0.835	0.54	38.9	0.0	82.5
105.0		1.00	1.27	41.127	45.23	420.09	0.650	0.000	4.75	15.598	10.14	733.9	0.0	667.0
110.0		1.00	1.29	41.531	45.68	407.50	0.650	0.000	5.00	15.872	10.32	754.1	0.0	678.6
115.0		1.00	1.30	41.922	46.11	394.69	0.650	0.000	5.00	15.311	9.95	734.3	0.0	654.4
120.0		1.00	1.31	42.299	46.52	381.67	0.650	0.000	5.00	14.751	9.59	713.8	0.0	630.3
125.0		1.00	1.32	42.664	46.93	368.46	0.650	0.000	5.00	14.190	9.22	692.6	0.0	606.1
130.0	Bot - Section 4	1.00	1.33	43.018	47.32	355.08	0.650	0.000	5.00	13.629	8.86	670.7	0.0	582.0
134.2	Top - Section 3	1.00	1.34	43.310	47.64	343.56	0.650	0.000	4.25	11.279	7.33	558.8	0.0	797.7
135.0		1.00	1.34	43.361	47.69	345.76	0.650	0.000	0.75	1.948	1.27	96.6	0.0	55.6
140.0		1.00	1.35	43.694	48.06	332.05	0.650	0.000	5.00	12.667	8.23	633.2	0.0	361.5
145.0		1.00	1.36	44.018	48.42	318.20	0.650	0.000	5.00	12.106	7.87	609.6	0.0	345.4
150.0		1.00	1.37	44.334	48.76	304.20	0.650	0.000	5.00	11.546	7.50	585.6	0.0	329.3
152.0	Appertunance(s)	1.00	1.38	44.457	48.90	298.56	0.650	0.000	2.00	4.461	2.90	226.9	0.0	127.2
155.0		1.00	1.38	44.641	49.10	290.06	0.650	0.000	3.00	6.524	4.24	333.2	0.0	186.0
160.0		1.00	1.39	44.940	49.43	275.79	0.650	0.000	5.00	10.424	6.78	535.9	0.0	297.1
162.0	Appertunance(s)	1.00	1.40	45.058	49.56	270.04	0.650	0.000	2.00	4.013	2.61	206.8	0.0	114.3
165.0		1.00	1.40	45.232	49.75	261.39	0.650	0.000	3.00	5.851	3.80	302.8	0.0	166.7
170.0		1.00	1.41	45.517	50.06	246.87	0.650	0.000	5.00	9.303	6.05	484.4	0.0	264.9
173.0	Appertunance(s)	1.00	1.42	45.685	50.25	238.11	0.650	0.000	3.00	5.313	3.45	277.7	0.0	151.2
175.0		1.00	1.42	45.796	50.37	232.24	0.650	0.000	2.00	3.430	2.23	179.7	0.0	97.6
Totals:									175.00			26,462.6	0.0	34,607.7

Pole : 370625
 Location : Old Saybrook, CT
 Height : 175.0 (ft)
 Base Dia : 64.69 (in)
 Top Dia : 20.00 (in)
 Shape : 18 Sides
 Taper : 0.265010 (in/ft)

Code: ANSI/TIA-222 Rev G
 Struct Class : II
 Exposure Category : C
 Topographic Category : 1
 Base Elev : 0.000 (ft)

© 2007 - 2014 by ATC IP LLC. All rights reserved.



5/12/2014 9:04:46 AM
 Page: 4

Load Case: 1.2D + 1.6W 115.00 mph with No Ice 25 Iterations
 Gust Response Factor : 1.10 Wind Importance Factor : 1.00
 Dead Load Factor : 1.20
 Wind Load Factor : 1.60

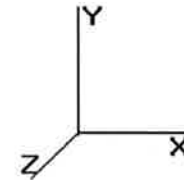
Discrete Appurtenance Segment Forces (Factored)

Elev (ft)	Description	Qty	qz (psf)	qzGh (psf)	Orientation Factor	Ka	Total EPAa (sf)	Horiz Ecc (ft)	Vert Ecc (ft)	Wind FX (lb)	Mom Y (lb-ft)	Mom Z (lb-ft)	Dead Load (lb)
15.00	4' Dish w/ Radome	1	27.339	30.073	1.00	1.00	10.85	0.000	0.000	522.06	0.00	0.00	144.00
100.0	Round Side Arm	1	40.706	44.777	1.00	1.00	5.20	0.000	0.000	372.54	0.00	0.00	180.00
100.0	Andrew DB589	1	40.706	44.777	1.00	1.00	1.38	0.000	0.000	98.87	0.00	0.00	13.80
152.0	72" x 8" Panel	3	44.457	48.903	0.67	0.80	9.44	0.000	0.000	738.55	0.00	0.00	144.00
162.0	Round T-Arm	3	45.058	49.564	0.67	0.75	14.62	0.000	0.000	1,159.60	0.00	0.00	900.00
162.0	RCU	3	45.058	49.564	0.50	0.80	0.19	0.000	0.000	15.23	0.00	0.00	3.60
162.0	Kathrein Scala 742 3	6	45.058	49.564	0.66	0.80	17.08	0.000	0.000	1,354.12	0.00	0.00	214.56
173.0	Flat Platform w/ Han	1	45.685	50.254	1.00	1.00	42.40	0.000	0.000	3,409.22	0.00	0.00	2,400.00
173.0	Alcatel-Lucent RRH2x	3	45.685	50.254	0.67	0.75	3.26	0.000	0.000	261.82	0.00	0.00	158.40
173.0	Antel BXA-171085-12B	3	45.685	50.254	0.88	0.75	9.37	0.000	0.000	753.04	0.00	0.00	54.00
173.0	Antel BXA-171063/12C	3	45.685	50.254	0.88	0.75	9.48	0.000	0.000	762.59	0.00	0.00	54.00
173.0	RFS DB-T1-6Z-8AB-0Z	1	45.685	50.254	1.00	0.75	3.60	0.000	0.000	289.46	0.00	0.00	52.80
173.0	Antel BXA-70063-6CF-	3	45.685	50.254	0.77	0.75	13.12	0.000	0.000	1,054.53	0.00	0.00	61.20
173.0	Andrew LNX-8513DS-	3	45.685	50.254	0.83	0.75	15.26	0.000	0.000	1,226.80	0.00	0.00	94.68
										12,018.42			4,475.04

Pole : 370625
 Location : Old Saybrook, CT
 Height : 175.0 (ft)
 Base Dia : 64.69 (in)
 Top Dia : 20.00 (in)
 Shape : 18 Sides
 Taper : 0.265010 (in/ft)

Code: ANSI/TIA-222 Rev G
 Struct Class : II
 Exposure Category : C
 Topographic Category : 1
 Base Elev : 0.000 (ft)

5/12/2014 9:04:46 AM
 Page : 5



© 2007 - 2014 by ATC IP LLC. All rights reserved.

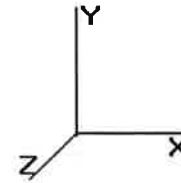
Load Case: 1.2D + 1.6W 115.00 mph with No Ice 25 Iterations
 Gust Response Factor : 1.10 Wind Importance Factor : 1.00
 Dead Load Factor : 1.20
 Wind Load Factor : 1.60

Linear Appurtenance Segment Forces (Factored)

Seg Top Elev (ft)	Description	Exposed To Wind	Length (ft)	Ca	Exposed Width (in)	Area (sqft)	CaAa (sqft)	qz (psf)	Ra	Cf Adjust Factor	FX (lb)	Dead Load (lb)
5.00	(1) 1 5/8" Fiber	Yes	5.00	0.000	1.63	0.68	0.00	27.339	0.042	0.000	0.00	9.66
5.00	(1) 7/8" Coax	Yes	5.00	0.000	1.09	0.45	0.00	27.339	0.042	0.000	0.00	1.98
10.00	(1) 1 5/8" Fiber	Yes	5.00	0.000	1.63	0.68	0.00	27.339	0.043	0.000	0.00	9.66
10.00	(1) 7/8" Coax	Yes	5.00	0.000	1.09	0.45	0.00	27.339	0.043	0.000	0.00	1.98
15.00	(1) 1 5/8" Fiber	Yes	5.00	0.000	1.63	0.68	0.00	27.339	0.044	0.000	0.00	9.66
15.00	(1) 7/8" Coax	Yes	5.00	0.000	1.09	0.45	0.00	27.339	0.044	0.000	0.00	1.98
20.00	(1) 1 5/8" Fiber	Yes	5.00	0.000	1.63	0.68	0.00	29.008	0.045	0.000	0.00	9.66
20.00	(1) 7/8" Coax	Yes	5.00	0.000	1.09	0.45	0.00	29.008	0.045	0.000	0.00	1.98
25.00	(1) 1 5/8" Fiber	Yes	5.00	0.000	1.63	0.68	0.00	30.403	0.046	0.000	0.00	9.66
25.00	(1) 7/8" Coax	Yes	5.00	0.000	1.09	0.45	0.00	30.403	0.046	0.000	0.00	1.98
30.00	(1) 1 5/8" Fiber	Yes	5.00	0.000	1.63	0.68	0.00	31.592	0.047	0.000	0.00	9.66
30.00	(1) 7/8" Coax	Yes	5.00	0.000	1.09	0.45	0.00	31.592	0.047	0.000	0.00	1.98
35.00	(1) 1 5/8" Fiber	Yes	5.00	0.000	1.63	0.68	0.00	32.634	0.048	0.000	0.00	9.66
35.00	(1) 7/8" Coax	Yes	5.00	0.000	1.09	0.45	0.00	32.634	0.048	0.000	0.00	1.98
40.00	(1) 1 5/8" Fiber	Yes	5.00	0.000	1.63	0.68	0.00	33.565	0.049	0.000	0.00	9.66
40.00	(1) 7/8" Coax	Yes	5.00	0.000	1.09	0.45	0.00	33.565	0.049	0.000	0.00	1.98
45.00	(1) 1 5/8" Fiber	Yes	5.00	0.000	1.63	0.68	0.00	34.408	0.050	0.000	0.00	9.66
45.00	(1) 7/8" Coax	Yes	5.00	0.000	1.09	0.45	0.00	34.408	0.050	0.000	0.00	1.98
46.75	(1) 1 5/8" Fiber	Yes	1.75	0.000	1.63	0.24	0.00	34.685	0.051	0.000	0.00	3.38
46.75	(1) 7/8" Coax	Yes	1.75	0.000	1.09	0.16	0.00	34.685	0.051	0.000	0.00	0.69
50.00	(1) 1 5/8" Fiber	Yes	3.25	0.000	1.63	0.44	0.00	35.179	0.052	0.000	0.00	6.28
50.00	(1) 7/8" Coax	Yes	3.25	0.000	1.09	0.30	0.00	35.179	0.052	0.000	0.00	1.29
53.50	(1) 1 5/8" Fiber	Yes	3.50	0.000	1.63	0.48	0.00	35.684	0.053	0.000	0.00	6.76
53.50	(1) 7/8" Coax	Yes	3.50	0.000	1.09	0.32	0.00	35.684	0.053	0.000	0.00	1.39
55.00	(1) 1 5/8" Fiber	Yes	1.50	0.000	1.63	0.20	0.00	35.892	0.052	0.000	0.00	2.90
55.00	(1) 7/8" Coax	Yes	1.50	0.000	1.09	0.14	0.00	35.892	0.052	0.000	0.00	0.59
60.00	(1) 1 5/8" Fiber	Yes	5.00	0.000	1.63	0.68	0.00	36.556	0.053	0.000	0.00	9.66
60.00	(1) 7/8" Coax	Yes	5.00	0.000	1.09	0.45	0.00	36.556	0.053	0.000	0.00	1.98
65.00	(1) 1 5/8" Fiber	Yes	5.00	0.000	1.63	0.68	0.00	37.177	0.055	0.000	0.00	9.66
65.00	(1) 7/8" Coax	Yes	5.00	0.000	1.09	0.45	0.00	37.177	0.055	0.000	0.00	1.98
70.00	(1) 1 5/8" Fiber	Yes	5.00	0.000	1.63	0.68	0.00	37.762	0.056	0.000	0.00	9.66
70.00	(1) 7/8" Coax	Yes	5.00	0.000	1.09	0.45	0.00	37.762	0.056	0.000	0.00	1.98
75.00	(1) 1 5/8" Fiber	Yes	5.00	0.000	1.63	0.68	0.00	38.314	0.058	0.000	0.00	9.66
75.00	(1) 7/8" Coax	Yes	5.00	0.000	1.09	0.45	0.00	38.314	0.058	0.000	0.00	1.98
80.00	(1) 1 5/8" Fiber	Yes	5.00	0.000	1.63	0.68	0.00	38.838	0.060	0.000	0.00	9.66
80.00	(1) 7/8" Coax	Yes	5.00	0.000	1.09	0.45	0.00	38.838	0.060	0.000	0.00	1.98
85.00	(1) 1 5/8" Fiber	Yes	5.00	0.000	1.63	0.68	0.00	39.337	0.061	0.000	0.00	9.66
85.00	(1) 7/8" Coax	Yes	5.00	0.000	1.09	0.45	0.00	39.337	0.061	0.000	0.00	1.98
90.00	(1) 1 5/8" Fiber	Yes	5.00	0.000	1.63	0.68	0.00	39.813	0.063	0.000	0.00	9.66
90.00	(1) 7/8" Coax	Yes	5.00	0.000	1.09	0.45	0.00	39.813	0.063	0.000	0.00	1.98
95.00	(1) 1 5/8" Fiber	Yes	5.00	0.000	1.63	0.68	0.00	40.269	0.065	0.000	0.00	9.66
95.00	(1) 7/8" Coax	Yes	5.00	0.000	1.09	0.45	0.00	40.269	0.065	0.000	0.00	1.98
100.0	(1) 1 5/8" Fiber	Yes	5.00	0.000	1.63	0.68	0.00	40.706	0.068	0.000	0.00	9.66
100.0	(1) 7/8" Coax	Yes	5.00	0.000	1.09	0.45	0.00	40.706	0.068	0.000	0.00	1.98
100.2	(1) 1 5/8" Fiber	Yes	0.25	0.000	1.63	0.03	0.00	40.728	0.041	0.000	0.00	0.48
105.0	(1) 1 5/8" Fiber	Yes	4.75	0.000	1.63	0.65	0.00	41.127	0.041	0.000	0.00	9.18
110.0	(1) 1 5/8" Fiber	Yes	5.00	0.000	1.63	0.68	0.00	41.531	0.043	0.000	0.00	9.66
115.0	(1) 1 5/8" Fiber	Yes	5.00	0.000	1.63	0.68	0.00	41.922	0.044	0.000	0.00	9.66
120.0	(1) 1 5/8" Fiber	Yes	5.00	0.000	1.63	0.68	0.00	42.299	0.046	0.000	0.00	9.66
125.0	(1) 1 5/8" Fiber	Yes	5.00	0.000	1.63	0.68	0.00	42.664	0.048	0.000	0.00	9.66
130.0	(1) 1 5/8" Fiber	Yes	5.00	0.000	1.63	0.68	0.00	43.018	0.050	0.000	0.00	9.66

Pole : 370625
 Location : Old Saybrook, CT
 Height : 175.0 (ft)
 Base Dia : 64.69 (in)
 Top Dia : 20.00 (in)
 Shape : 18 Sides
 Taper : 0.265010 (in/ft)

Code: ANSI/TIA-222 Rev G
 Struct Class : II
 Exposure Category : C
 Topographic Category : 1
 Base Elev : 0.000 (ft)



5/12/2014 9:04:46 AM
 Page: 6

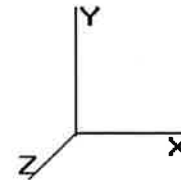
© 2007 - 2014 by ATC IP LLC. All rights reserved.

Load Case: 1.2D + 1.6W 115.00 mph with No Ice 25 Iterations
 Gust Response Factor : 1.10 Wind Importance Factor : 1.00
 Dead Load Factor : 1.20
 Wind Load Factor : 1.60

134.2	(1) 1 5/8" Fiber	Yes	4.25	0.000	1.63	0.58	0.00	43.310	0.052	0.000	0.00	8.21
135.0	(1) 1 5/8" Fiber	Yes	0.75	0.000	1.63	0.10	0.00	43.361	0.052	0.000	0.00	1.45
140.0	(1) 1 5/8" Fiber	Yes	5.00	0.000	1.63	0.68	0.00	43.694	0.054	0.000	0.00	9.66
145.0	(1) 1 5/8" Fiber	Yes	5.00	0.000	1.63	0.68	0.00	44.018	0.056	0.000	0.00	9.66
150.0	(1) 1 5/8" Fiber	Yes	5.00	0.000	1.63	0.68	0.00	44.334	0.059	0.000	0.00	9.66
152.0	(1) 1 5/8" Fiber	Yes	2.00	0.000	1.63	0.27	0.00	44.457	0.061	0.000	0.00	3.86
155.0	(1) 1 5/8" Fiber	Yes	3.00	0.000	1.63	0.41	0.00	44.641	0.062	0.000	0.00	5.80
160.0	(1) 1 5/8" Fiber	Yes	5.00	0.000	1.63	0.68	0.00	44.940	0.065	0.000	0.00	9.66
162.0	(1) 1 5/8" Fiber	Yes	2.00	0.000	1.63	0.27	0.00	45.058	0.068	0.000	0.00	3.86
165.0	(1) 1 5/8" Fiber	Yes	3.00	0.000	1.63	0.41	0.00	45.232	0.070	0.000	0.00	5.80
170.0	(1) 1 5/8" Fiber	Yes	5.00	0.000	1.63	0.68	0.00	45.517	0.073	0.000	0.00	9.66
173.0	(1) 1 5/8" Fiber	Yes	3.00	0.000	1.63	0.41	0.00	45.685	0.077	0.000	0.00	5.80
Totals:										0.00	373.84	

Pole : 370625
 Location : Old Saybrook, CT
 Height : 175.0 (ft)
 Base Dia : 64.69 (in)
 Top Dia : 20.00 (in)
 Shape : 18 Sides
 Taper : 0.265010 (in/ft)

Code: ANSI/TIA-222 Rev G
 Struct Class : II
 Exposure Category : C
 Topographic Category : 1
 Base Elev : 0.000 (ft)



5/12/2014 9:04:46 AM
 Page: 7

© 2007 - 2014 by ATC IP LLC. All rights reserved.

Load Case: 1.2D + 1.6W 115.00 mph with No Ice 25 Iterations
 Gust Response Factor : 1.10 Wind Importance Factor : 1.00
 Dead Load Factor : 1.20
 Wind Load Factor : 1.60

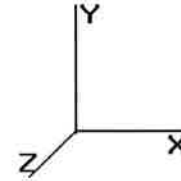
Applied Segment Forces Summary

Seg Elev (ft)	Lateral FX (-) (lb)	Axial FY (-) (lb)	Torsion MY (lb-ft)	Moment MZ (lb-ft)
0.00	0.00	0.00	0.00	0.00
5.00	847.24	1,735.93	0.00	0.00
10.00	829.71	1,703.73	0.00	0.00
15.00	1,334.24	1,815.54	0.00	0.00
20.00	843.15	1,639.16	0.00	0.00
25.00	864.20	1,606.96	0.00	0.00
30.00	877.76	1,574.77	0.00	0.00
35.00	885.78	1,542.57	0.00	0.00
40.00	889.51	1,510.37	0.00	0.00
45.00	889.77	1,478.17	0.00	0.00
46.75	308.68	509.75	0.00	0.00
50.00	582.39	1,761.43	0.00	0.00
53.50	625.38	1,866.50	0.00	0.00
55.00	266.13	426.22	0.00	0.00
60.00	888.26	1,399.80	0.00	0.00
65.00	879.51	1,367.60	0.00	0.00
70.00	869.12	1,335.40	0.00	0.00
75.00	857.27	1,303.20	0.00	0.00
80.00	844.09	1,271.00	0.00	0.00
85.00	829.70	1,238.80	0.00	0.00
90.00	814.21	1,206.61	0.00	0.00
95.00	797.70	1,174.41	0.00	0.00
100.0	1,262.75	2,062.87	0.00	0.00
100.2	38.90	91.88	0.00	0.00
105.0	733.85	844.68	0.00	0.00
110.0	754.11	865.59	0.00	0.00
115.0	734.31	841.44	0.00	0.00
120.0	713.79	817.29	0.00	0.00
125.0	692.59	793.14	0.00	0.00
130.0	670.74	768.99	0.00	0.00
134.2	558.85	956.62	0.00	0.00
135.0	96.65	83.66	0.00	0.00
140.0	633.17	548.50	0.00	0.00
145.0	609.64	532.40	0.00	0.00
150.0	585.57	516.30	0.00	0.00
152.0	965.45	346.01	0.00	0.00
155.0	333.16	280.48	0.00	0.00
160.0	535.93	454.58	0.00	0.00
162.0	2,735.79	1,295.48	0.00	0.00
165.0	302.76	225.59	0.00	0.00
170.0	484.43	363.10	0.00	0.00
173.0	8,035.12	3,085.21	0.00	0.00
175.0	179.69	97.58	0.00	0.00
Totals:	38,481.05	45,339.31	0.00	0.00

Pole : 370625
 Location : Old Saybrook, CT
 Height : 175.0 (ft)
 Base Dia : 64.69 (in)
 Top Dia : 20.00 (in)
 Shape : 18 Sides
 Taper : 0.265010 (in/ft)

Code: ANSI/TIA-222 Rev G
 Struct Class : II
 Exposure Category : C
 Topographic Category : 1
 Base Elev : 0.000 (ft)

5/12/2014 9:04:46 AM
 Page : 8



© 2007 - 2014 by ATC IP LLC. All rights reserved.

Load Case: 1.2D + 1.6W

115.00 mph with No Ice

25 Iterations

Gust Response Factor : 1.10
 Dead Load Factor : 1.20
 Wind Load Factor : 1.60

Wind Importance Factor : 1.00

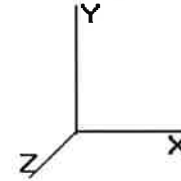
Calculated Forces

Seg Elev (ft)	Pu FY (-) (kips)	Vu FX (-) (kips)	Tu MY (ft-kips)	Mu MZ (ft-kips)	Mu MX (ft-kips)	Resultant Moment (ft-kips)	phi Pn (kips)	phi Vn (kips)	phi Tn (ft-kips)	phi Mn (ft-kips)	Total Deflect (in)	Rotation (deg)	Ratio
0.00	-45.29	-38.54	0.00	-4,196.61	0.00	4,196.61	4,635.39	2,317.69	12,274.7	6,146.49	0.00	0.00	0.693
5.00	-43.46	-37.80	0.00	-4,003.91	0.00	4,003.91	4,589.33	2,294.67	11,900.9	5,959.31	0.08	-0.15	0.682
10.00	-41.66	-37.07	0.00	-3,814.90	0.00	3,814.90	4,541.20	2,270.60	11,526.9	5,772.03	0.31	-0.29	0.670
15.00	-39.76	-35.83	0.00	-3,629.54	0.00	3,629.54	4,490.98	2,245.49	11,153.0	5,584.80	0.70	-0.44	0.659
20.00	-38.03	-35.08	0.00	-3,450.37	0.00	3,450.37	4,438.68	2,219.34	10,779.6	5,397.81	1.25	-0.60	0.648
25.00	-36.34	-34.29	0.00	-3,274.99	0.00	3,274.99	4,384.31	2,192.15	10,406.9	5,211.21	1.96	-0.75	0.637
30.00	-34.69	-33.49	0.00	-3,103.52	0.00	3,103.52	4,327.85	2,163.92	10,035.4	5,025.19	2.83	-0.91	0.626
35.00	-33.07	-32.67	0.00	-2,936.08	0.00	2,936.08	4,269.31	2,134.66	9,665.47	4,839.92	3.87	-1.07	0.615
40.00	-31.49	-31.84	0.00	-2,772.74	0.00	2,772.74	4,208.69	2,104.35	9,297.30	4,655.56	5.07	-1.23	0.603
45.00	-29.97	-30.97	0.00	-2,613.54	0.00	2,613.54	4,146.00	2,073.00	8,931.29	4,472.28	6.45	-1.39	0.592
46.75	-29.42	-30.70	0.00	-2,559.34	0.00	2,559.34	4,123.56	2,061.78	8,803.77	4,408.43	6.97	-1.45	0.588
50.00	-27.62	-30.12	0.00	-2,459.57	0.00	2,459.57	4,081.22	2,040.61	8,567.81	4,290.27	8.00	-1.56	0.580
53.50	-25.73	-29.48	0.00	-2,354.14	0.00	2,354.14	4,072.38	2,036.19	8,519.31	4,265.99	9.19	-1.68	0.558
55.00	-25.25	-29.25	0.00	-2,309.91	0.00	2,309.91	4,052.46	2,026.23	8,410.93	4,211.71	9.73	-1.74	0.555
60.00	-23.80	-28.39	0.00	-2,163.65	0.00	2,163.65	3,984.70	1,992.35	8,051.64	4,031.81	11.64	-1.90	0.543
65.00	-22.38	-27.53	0.00	-2,021.70	0.00	2,021.70	3,914.86	1,957.43	7,695.57	3,853.57	13.72	-2.07	0.531
70.00	-21.00	-26.67	0.00	-1,884.05	0.00	1,884.05	3,842.93	1,921.47	7,343.46	3,677.19	15.97	-2.24	0.518
75.00	-19.66	-25.82	0.00	-1,750.69	0.00	1,750.69	3,768.93	1,884.47	6,995.24	3,502.82	18.40	-2.41	0.505
80.00	-18.35	-24.98	0.00	-1,621.57	0.00	1,621.57	3,692.85	1,846.43	6,651.41	3,330.65	21.02	-2.58	0.492
85.00	-17.07	-24.15	0.00	-1,496.67	0.00	1,496.67	3,614.69	1,807.34	6,312.28	3,160.83	23.81	-2.75	0.478
90.00	-15.84	-23.32	0.00	-1,375.94	0.00	1,375.94	3,534.45	1,767.22	5,978.22	2,993.55	26.79	-2.93	0.464
95.00	-14.64	-22.51	0.00	-1,259.34	0.00	1,259.34	3,452.12	1,726.06	5,649.56	2,828.98	29.95	-3.11	0.450
100.00	-12.61	-21.15	0.00	-1,146.79	0.00	1,146.79	3,367.72	1,683.86	5,326.65	2,667.28	33.31	-3.29	0.434
100.25	-12.49	-21.13	0.00	-1,141.50	0.00	1,141.50	2,327.13	1,163.56	3,746.51	1,876.04	33.48	-3.30	0.614
105.00	-11.62	-20.39	0.00	-1,041.14	0.00	1,041.14	2,280.57	1,140.28	3,552.67	1,778.98	36.85	-3.47	0.591
110.00	-10.72	-19.62	0.00	-939.19	0.00	939.19	2,229.53	1,114.77	3,350.83	1,677.90	40.60	-3.70	0.565
115.00	-9.86	-18.88	0.00	-841.07	0.00	841.07	2,176.42	1,088.21	3,151.57	1,578.13	44.60	-3.93	0.538
120.00	-9.02	-18.14	0.00	-746.69	0.00	746.69	2,121.22	1,060.61	2,955.25	1,479.82	48.83	-4.16	0.509
125.00	-8.21	-17.42	0.00	-655.98	0.00	655.98	2,063.94	1,031.97	2,762.20	1,383.16	53.30	-4.38	0.479
130.00	-7.44	-16.72	0.00	-568.86	0.00	568.86	2,004.58	1,002.29	2,572.77	1,288.30	58.01	-4.61	0.446
134.25	-6.50	-16.10	0.00	-497.79	0.00	497.79	1,131.19	565.59	1,425.34	713.73	62.20	-4.79	0.704
135.00	-6.38	-16.02	0.00	-485.72	0.00	485.72	1,127.42	563.71	1,411.32	706.71	62.95	-4.83	0.694
140.00	-5.81	-15.37	0.00	-405.64	0.00	405.64	1,101.14	550.57	1,317.99	659.98	68.16	-5.13	0.621
145.00	-5.26	-14.74	0.00	-328.81	0.00	328.81	1,072.77	536.39	1,225.18	613.50	73.68	-5.41	0.542
150.00	-4.76	-14.12	0.00	-255.13	0.00	255.13	1,042.33	521.16	1,133.21	567.45	79.48	-5.67	0.455
152.00	-4.49	-13.13	0.00	-226.90	0.00	226.90	1,029.57	514.78	1,096.74	549.18	81.88	-5.77	0.418
155.00	-4.21	-12.78	0.00	-187.51	0.00	187.51	1,009.80	504.90	1,042.44	521.99	85.54	-5.90	0.364
160.00	-3.79	-12.21	0.00	-123.59	0.00	123.59	975.19	487.60	953.20	477.31	91.82	-6.09	0.263
162.00	-2.78	-9.36	0.00	-99.17	0.00	99.17	960.77	480.38	918.02	459.69	94.38	-6.15	0.219
165.00	-2.57	-9.03	0.00	-71.10	0.00	71.10	938.51	469.25	865.85	433.57	98.26	-6.23	0.167
170.00	-2.26	-8.52	0.00	-25.92	0.00	25.92	899.74	449.87	780.71	390.94	104.82	-6.31	0.069
173.00	-0.08	-0.19	0.00	-0.38	0.00	0.38	875.48	437.74	730.84	365.96	108.78	-6.32	0.001
175.00	0.00	-0.18	0.00	0.00	0.00	0.00	858.89	429.45	698.14	349.59	111.43	-6.32	0.000

Pole : 370625
 Location : Old Saybrook, CT
 Height : 175.0 (ft)
 Base Dia : 64.69 (in)
 Top Dia : 20.00 (in)
 Shape : 18 Sides
 Taper : 0.265010 (in/ft)

Code: ANSI/TIA-222 Rev G
 Struct Class : II
 Exposure Category : C
 Topographic Category : 1
 Base Elev : 0.000 (ft)

5/12/2014 9:04:46 AM
 Page : 9



© 2007 - 2014 by ATC IP LLC. All rights reserved.

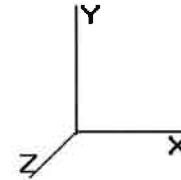
Load Case: 0.9D + 1.6W 115.00 mph with No Ice (Reduced DL) 25 Iterations
Gust Response Factor : 1.10 **Wind Importance Factor :** 1.00
Dead Load Factor : 0.90
Wind Load Factor : 1.60

Shaft Segment Forces (Factored)

Seg Top Elev (ft)	Description	Kzt	Kz	qz (psf)	qzGh (psf)	C (mph-ft)	Cf	Ice Thick (in)	Tributary (ft)	Ap (sf)	EPAs (sf)	Wind Force X (lb)	Dead Load Ice (lb)	Tot Dead Load (lb)
0.00		1.00	0.85	27.339	30.07	580.37	0.650	0.000	0.00	0.000	0.00	0.0	0.0	0.0
5.00		1.00	0.85	27.339	30.07	568.49	0.650	0.000	5.00	27.090	17.61	847.2	0.0	1,160.1
10.00		1.00	0.85	27.339	30.07	556.60	0.650	0.000	5.00	26.529	17.24	829.7	0.0	1,135.9
15.00	Appertunance(s)	1.00	0.85	27.339	30.07	544.71	0.650	0.000	5.00	25.968	16.88	812.2	0.0	1,111.8
20.00		1.00	0.90	29.008	31.90	548.84	0.650	0.000	5.00	25.408	16.52	843.1	0.0	1,087.6
25.00		1.00	0.94	30.403	33.44	549.35	0.650	0.000	5.00	24.847	16.15	864.2	0.0	1,063.5
30.00		1.00	0.98	31.592	34.75	547.22	0.650	0.000	5.00	24.287	15.79	877.8	0.0	1,039.3
35.00		1.00	1.01	32.634	35.89	543.18	0.650	0.000	5.00	23.726	15.42	885.8	0.0	1,015.2
40.00		1.00	1.04	33.565	36.92	537.70	0.650	0.000	5.00	23.165	15.06	889.5	0.0	991.0
45.00		1.00	1.07	34.408	37.84	531.07	0.650	0.000	5.00	22.605	14.69	889.8	0.0	966.9
46.75	Bot - Section 2	1.00	1.07	34.685	38.15	528.52	0.650	0.000	1.75	7.779	5.06	308.7	0.0	332.7
50.00		1.00	1.09	35.179	38.69	523.51	0.650	0.000	3.25	14.471	9.41	582.4	0.0	1,228.9
53.50	Top - Section 1	1.00	1.10	35.684	39.25	517.74	0.650	0.000	3.50	15.319	9.96	625.4	0.0	1,300.6
55.00		1.00	1.11	35.892	39.48	522.87	0.650	0.000	1.50	6.481	4.21	266.1	0.0	277.1
60.00		1.00	1.13	36.556	40.21	513.94	0.650	0.000	5.00	21.240	13.81	888.3	0.0	908.1
65.00		1.00	1.15	37.177	40.89	504.42	0.650	0.000	5.00	20.680	13.44	879.5	0.0	883.9
70.00		1.00	1.17	37.762	41.53	494.40	0.650	0.000	5.00	20.119	13.08	869.1	0.0	859.8
75.00		1.00	1.19	38.314	42.14	483.93	0.650	0.000	5.00	19.558	12.71	857.3	0.0	835.7
80.00		1.00	1.20	38.838	42.72	473.06	0.650	0.000	5.00	18.998	12.35	844.1	0.0	811.5
85.00		1.00	1.22	39.337	43.27	461.83	0.650	0.000	5.00	18.437	11.98	829.7	0.0	787.4
90.00		1.00	1.23	39.813	43.79	450.27	0.650	0.000	5.00	17.876	11.62	814.2	0.0	763.2
95.00	Bot - Section 3	1.00	1.25	40.269	44.29	438.41	0.650	0.000	5.00	17.316	11.26	797.7	0.0	739.1
100.0	Appertunance(s)	1.00	1.26	40.706	44.77	426.28	0.650	0.000	5.00	16.993	11.05	791.3	0.0	1,260.1
100.2	Top - Section 2	1.00	1.26	40.728	44.80	425.67	0.650	0.000	0.25	0.835	0.54	38.9	0.0	61.9
105.0		1.00	1.27	41.127	45.23	420.09	0.650	0.000	4.75	15.598	10.14	733.9	0.0	500.3
110.0		1.00	1.29	41.531	45.68	407.50	0.650	0.000	5.00	15.872	10.32	754.1	0.0	508.9
115.0		1.00	1.30	41.922	46.11	394.69	0.650	0.000	5.00	15.311	9.95	734.3	0.0	490.8
120.0		1.00	1.31	42.299	46.52	381.67	0.650	0.000	5.00	14.751	9.59	713.8	0.0	472.7
125.0		1.00	1.32	42.664	46.93	368.46	0.650	0.000	5.00	14.190	9.22	692.6	0.0	454.6
130.0	Bot - Section 4	1.00	1.33	43.018	47.32	355.08	0.650	0.000	5.00	13.629	8.86	670.7	0.0	436.5
134.2	Top - Section 3	1.00	1.34	43.310	47.64	343.56	0.650	0.000	4.25	11.279	7.33	558.8	0.0	598.2
135.0		1.00	1.34	43.361	47.69	345.76	0.650	0.000	0.75	1.948	1.27	96.6	0.0	41.7
140.0		1.00	1.35	43.694	48.06	332.05	0.650	0.000	5.00	12.667	8.23	633.2	0.0	271.1
145.0		1.00	1.36	44.018	48.42	318.20	0.650	0.000	5.00	12.106	7.87	609.6	0.0	259.0
150.0		1.00	1.37	44.334	48.76	304.20	0.650	0.000	5.00	11.546	7.50	585.6	0.0	247.0
152.0	Appertunance(s)	1.00	1.38	44.457	48.90	298.56	0.650	0.000	2.00	4.461	2.90	226.9	0.0	95.4
155.0		1.00	1.38	44.641	49.10	290.06	0.650	0.000	3.00	6.524	4.24	333.2	0.0	139.5
160.0		1.00	1.39	44.940	49.43	275.79	0.650	0.000	5.00	10.424	6.78	535.9	0.0	222.8
162.0	Appertunance(s)	1.00	1.40	45.058	49.56	270.04	0.650	0.000	2.00	4.013	2.61	206.8	0.0	85.7
165.0		1.00	1.40	45.232	49.75	261.39	0.650	0.000	3.00	5.851	3.80	302.8	0.0	125.0
170.0		1.00	1.41	45.517	50.06	246.87	0.650	0.000	5.00	9.303	6.05	484.4	0.0	198.7
173.0	Appertunance(s)	1.00	1.42	45.685	50.25	238.11	0.650	0.000	3.00	5.313	3.45	277.7	0.0	113.4
175.0		1.00	1.42	45.796	50.37	232.24	0.650	0.000	2.00	3.430	2.23	179.7	0.0	73.2
Totals:									175.00			26,462.6	0.0	25,955.7

Pole : 370625
 Location : Old Saybrook, CT
 Height : 175.0 (ft)
 Base Dia : 64.69 (in)
 Top Dia : 20.00 (in)
 Shape : 18 Sides
 Taper : 0.265010 (in/ft)

Code: ANSI/TIA-222 Rev G
 Struct Class : II
 Exposure Category : C
 Topographic Category : 1
 Base Elev : 0.000 (ft)



5/12/2014 9:04:47 AM
 Page: 10

© 2007 - 2014 by ATC IP LLC. All rights reserved.

Load Case: 0.9D + 1.6W

115.00 mph with No Ice (Reduced DL)

25 Iterations

Gust Response Factor : 1.10
 Dead Load Factor : 0.90
 Wind Load Factor : 1.60

Wind Importance Factor : 1.00

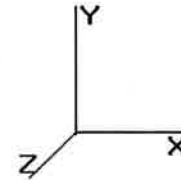
Discrete Appurtenance Segment Forces (Factored)

Elev (ft)	Description	Qty	qz (psf)	qzGh (psf)	Orientation Factor	Ka	Total EPAa (sf)	Horiz Ecc (ft)	Vert Ecc (ft)	Wind FX (lb)	Mom Y (lb-ft)	Mom Z (lb-ft)	Dead Load (lb)
15.00	4' Dish w/ Radome	1	27.339	30.073	1.00	1.00	10.85	0.000	0.000	522.06	0.00	0.00	108.00
100.0	Round Side Arm	1	40.706	44.777	1.00	1.00	5.20	0.000	0.000	372.54	0.00	0.00	135.00
100.0	Andrew DB589	1	40.706	44.777	1.00	1.00	1.38	0.000	0.000	98.87	0.00	0.00	10.35
152.0	72" x 8" Panel	3	44.457	48.903	0.67	0.80	9.44	0.000	0.000	738.55	0.00	0.00	108.00
162.0	Round T-Arm	3	45.058	49.564	0.67	0.75	14.62	0.000	0.000	1,159.60	0.00	0.00	675.00
162.0	RCU	3	45.058	49.564	0.50	0.80	0.19	0.000	0.000	15.23	0.00	0.00	2.70
162.0	Kathrein Scala 742 3	6	45.058	49.564	0.66	0.80	17.08	0.000	0.000	1,354.12	0.00	0.00	160.92
173.0	Flat Platform w/ Han	1	45.685	50.254	1.00	1.00	42.40	0.000	0.000	3,409.22	0.00	0.00	1,800.00
173.0	Alcatel-Lucent RRH2x	3	45.685	50.254	0.67	0.75	3.26	0.000	0.000	261.82	0.00	0.00	118.80
173.0	Antel BXA-171085-12B	3	45.685	50.254	0.88	0.75	9.37	0.000	0.000	753.04	0.00	0.00	40.50
173.0	Antel BXA-171063/12C	3	45.685	50.254	0.88	0.75	9.48	0.000	0.000	762.59	0.00	0.00	40.50
173.0	RFS DB-T1-6Z-8AB-0Z	1	45.685	50.254	1.00	0.75	3.60	0.000	0.000	289.46	0.00	0.00	39.60
173.0	Antel BXA-70063-6CF-	3	45.685	50.254	0.77	0.75	13.12	0.000	0.000	1,054.53	0.00	0.00	45.90
173.0	Andrew LNX-8513DS-	3	45.685	50.254	0.83	0.75	15.26	0.000	0.000	1,226.80	0.00	0.00	71.01
										12,018.42			3,356.28

Pole : 370625
 Location : Old Saybrook, CT
 Height : 175.0 (ft)
 Base Dia : 64.69 (in)
 Top Dia : 20.00 (in)
 Shape : 18 Sides
 Taper : 0.265010 (in/ft)

Code: ANSI/TIA-222 Rev G
 Struct Class : II
 Exposure Category : C
 Topographic Category : 1
 Base Elev : 0.000 (ft)

5/12/2014 9:04:47 AM
 Page: 11



© 2007 - 2014 by ATC IP LLC. All rights reserved.

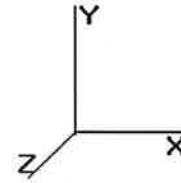
Load Case: 0.9D + 1.6W 115.00 mph with No Ice (Reduced DL) 25 Iterations
Gust Response Factor : 1.10 **Wind Importance Factor :** 1.00
Dead Load Factor : 0.90
Wind Load Factor : 1.60

Linear Appurtenance Segment Forces (Factored)

Seg Top Elev (ft)	Description	Exposed To Wind	Length (ft)	Ca	Exposed Width (in)	Area (sqft)	CaAa (sqft)	qz (psf)	Ra	Cf Adjust Factor	FX (lb)	Dead Load (lb)
5.00	(1) 1 5/8" Fiber	Yes	5.00	0.000	1.63	0.68	0.00	27.339	0.042	0.000	0.00	7.24
5.00	(1) 7/8" Coax	Yes	5.00	0.000	1.09	0.45	0.00	27.339	0.042	0.000	0.00	1.49
10.00	(1) 1 5/8" Fiber	Yes	5.00	0.000	1.63	0.68	0.00	27.339	0.043	0.000	0.00	7.24
10.00	(1) 7/8" Coax	Yes	5.00	0.000	1.09	0.45	0.00	27.339	0.043	0.000	0.00	1.49
15.00	(1) 1 5/8" Fiber	Yes	5.00	0.000	1.63	0.68	0.00	27.339	0.044	0.000	0.00	7.24
15.00	(1) 7/8" Coax	Yes	5.00	0.000	1.09	0.45	0.00	27.339	0.044	0.000	0.00	1.49
20.00	(1) 1 5/8" Fiber	Yes	5.00	0.000	1.63	0.68	0.00	29.008	0.045	0.000	0.00	7.24
20.00	(1) 7/8" Coax	Yes	5.00	0.000	1.09	0.45	0.00	29.008	0.045	0.000	0.00	1.49
25.00	(1) 1 5/8" Fiber	Yes	5.00	0.000	1.63	0.68	0.00	30.403	0.046	0.000	0.00	7.24
25.00	(1) 7/8" Coax	Yes	5.00	0.000	1.09	0.45	0.00	30.403	0.046	0.000	0.00	1.49
30.00	(1) 1 5/8" Fiber	Yes	5.00	0.000	1.63	0.68	0.00	31.592	0.047	0.000	0.00	7.24
30.00	(1) 7/8" Coax	Yes	5.00	0.000	1.09	0.45	0.00	31.592	0.047	0.000	0.00	1.49
35.00	(1) 1 5/8" Fiber	Yes	5.00	0.000	1.63	0.68	0.00	32.634	0.048	0.000	0.00	7.24
35.00	(1) 7/8" Coax	Yes	5.00	0.000	1.09	0.45	0.00	32.634	0.048	0.000	0.00	1.49
40.00	(1) 1 5/8" Fiber	Yes	5.00	0.000	1.63	0.68	0.00	33.565	0.049	0.000	0.00	7.24
40.00	(1) 7/8" Coax	Yes	5.00	0.000	1.09	0.45	0.00	33.565	0.049	0.000	0.00	1.49
45.00	(1) 1 5/8" Fiber	Yes	5.00	0.000	1.63	0.68	0.00	34.408	0.050	0.000	0.00	7.24
45.00	(1) 7/8" Coax	Yes	5.00	0.000	1.09	0.45	0.00	34.408	0.050	0.000	0.00	1.49
46.75	(1) 1 5/8" Fiber	Yes	1.75	0.000	1.63	0.24	0.00	34.685	0.051	0.000	0.00	2.54
46.75	(1) 7/8" Coax	Yes	1.75	0.000	1.09	0.16	0.00	34.685	0.051	0.000	0.00	0.52
50.00	(1) 1 5/8" Fiber	Yes	3.25	0.000	1.63	0.44	0.00	35.179	0.052	0.000	0.00	4.71
50.00	(1) 7/8" Coax	Yes	3.25	0.000	1.09	0.30	0.00	35.179	0.052	0.000	0.00	0.97
53.50	(1) 1 5/8" Fiber	Yes	3.50	0.000	1.63	0.48	0.00	35.684	0.053	0.000	0.00	5.07
53.50	(1) 7/8" Coax	Yes	3.50	0.000	1.09	0.32	0.00	35.684	0.053	0.000	0.00	1.04
55.00	(1) 1 5/8" Fiber	Yes	1.50	0.000	1.63	0.20	0.00	35.892	0.052	0.000	0.00	2.17
55.00	(1) 7/8" Coax	Yes	1.50	0.000	1.09	0.14	0.00	35.892	0.052	0.000	0.00	0.45
60.00	(1) 1 5/8" Fiber	Yes	5.00	0.000	1.63	0.68	0.00	36.556	0.053	0.000	0.00	7.24
60.00	(1) 7/8" Coax	Yes	5.00	0.000	1.09	0.45	0.00	36.556	0.053	0.000	0.00	1.49
65.00	(1) 1 5/8" Fiber	Yes	5.00	0.000	1.63	0.68	0.00	37.177	0.055	0.000	0.00	7.24
65.00	(1) 7/8" Coax	Yes	5.00	0.000	1.09	0.45	0.00	37.177	0.055	0.000	0.00	1.49
70.00	(1) 1 5/8" Fiber	Yes	5.00	0.000	1.63	0.68	0.00	37.762	0.056	0.000	0.00	7.24
70.00	(1) 7/8" Coax	Yes	5.00	0.000	1.09	0.45	0.00	37.762	0.056	0.000	0.00	1.49
75.00	(1) 1 5/8" Fiber	Yes	5.00	0.000	1.63	0.68	0.00	38.314	0.058	0.000	0.00	7.24
75.00	(1) 7/8" Coax	Yes	5.00	0.000	1.09	0.45	0.00	38.314	0.058	0.000	0.00	1.49
80.00	(1) 1 5/8" Fiber	Yes	5.00	0.000	1.63	0.68	0.00	38.838	0.060	0.000	0.00	7.24
80.00	(1) 7/8" Coax	Yes	5.00	0.000	1.09	0.45	0.00	38.838	0.060	0.000	0.00	1.49
85.00	(1) 1 5/8" Fiber	Yes	5.00	0.000	1.63	0.68	0.00	39.337	0.061	0.000	0.00	7.24
85.00	(1) 7/8" Coax	Yes	5.00	0.000	1.09	0.45	0.00	39.337	0.061	0.000	0.00	1.49
90.00	(1) 1 5/8" Fiber	Yes	5.00	0.000	1.63	0.68	0.00	39.813	0.063	0.000	0.00	7.24
90.00	(1) 7/8" Coax	Yes	5.00	0.000	1.09	0.45	0.00	39.813	0.063	0.000	0.00	1.49
95.00	(1) 1 5/8" Fiber	Yes	5.00	0.000	1.63	0.68	0.00	40.269	0.065	0.000	0.00	7.24
95.00	(1) 7/8" Coax	Yes	5.00	0.000	1.09	0.45	0.00	40.269	0.065	0.000	0.00	1.49
100.0	(1) 1 5/8" Fiber	Yes	5.00	0.000	1.63	0.68	0.00	40.706	0.068	0.000	0.00	7.24
100.0	(1) 7/8" Coax	Yes	5.00	0.000	1.09	0.45	0.00	40.706	0.068	0.000	0.00	1.49
100.2	(1) 1 5/8" Fiber	Yes	0.25	0.000	1.63	0.03	0.00	40.728	0.041	0.000	0.00	0.36
105.0	(1) 1 5/8" Fiber	Yes	4.75	0.000	1.63	0.65	0.00	41.127	0.041	0.000	0.00	6.88
110.0	(1) 1 5/8" Fiber	Yes	5.00	0.000	1.63	0.68	0.00	41.531	0.043	0.000	0.00	7.24
115.0	(1) 1 5/8" Fiber	Yes	5.00	0.000	1.63	0.68	0.00	41.922	0.044	0.000	0.00	7.24
120.0	(1) 1 5/8" Fiber	Yes	5.00	0.000	1.63	0.68	0.00	42.299	0.046	0.000	0.00	7.24
125.0	(1) 1 5/8" Fiber	Yes	5.00	0.000	1.63	0.68	0.00	42.664	0.048	0.000	0.00	7.24
130.0	(1) 1 5/8" Fiber	Yes	5.00	0.000	1.63	0.68	0.00	43.018	0.050	0.000	0.00	7.24

Pole : 370625
 Location : Old Saybrook, CT
 Height : 175.0 (ft)
 Base Dia : 64.69 (in)
 Top Dia : 20.00 (in)
 Shape : 18 Sides
 Taper : 0.265010 (in/ft)

Code: ANSI/TIA-222 Rev G
 Struct Class : II
 Exposure Category : C
 Topographic Category : 1
 Base Elev : 0.000 (ft)



5/12/2014 9:04:47 AM
 Page: 12

© 2007 - 2014 by ATC IP LLC. All rights reserved.

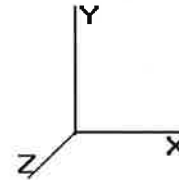
Load Case: 0.9D + 1.6W	115.00 mph with No Ice (Reduced DL)	25 Iterations
Gust Response Factor : 1.10		Wind Importance Factor : 1.00
Dead Load Factor : 0.90		
Wind Load Factor : 1.60		

134.2	(1) 1 5/8" Fiber	Yes	4.25	0.000	1.63	0.58	0.00	43.310	0.052	0.000	0.00	6.16
135.0	(1) 1 5/8" Fiber	Yes	0.75	0.000	1.63	0.10	0.00	43.361	0.052	0.000	0.00	1.09
140.0	(1) 1 5/8" Fiber	Yes	5.00	0.000	1.63	0.68	0.00	43.694	0.054	0.000	0.00	7.24
145.0	(1) 1 5/8" Fiber	Yes	5.00	0.000	1.63	0.68	0.00	44.018	0.056	0.000	0.00	7.24
150.0	(1) 1 5/8" Fiber	Yes	5.00	0.000	1.63	0.68	0.00	44.334	0.059	0.000	0.00	7.24
152.0	(1) 1 5/8" Fiber	Yes	2.00	0.000	1.63	0.27	0.00	44.457	0.061	0.000	0.00	2.90
155.0	(1) 1 5/8" Fiber	Yes	3.00	0.000	1.63	0.41	0.00	44.641	0.062	0.000	0.00	4.35
160.0	(1) 1 5/8" Fiber	Yes	5.00	0.000	1.63	0.68	0.00	44.940	0.065	0.000	0.00	7.24
162.0	(1) 1 5/8" Fiber	Yes	2.00	0.000	1.63	0.27	0.00	45.058	0.068	0.000	0.00	2.90
165.0	(1) 1 5/8" Fiber	Yes	3.00	0.000	1.63	0.41	0.00	45.232	0.070	0.000	0.00	4.35
170.0	(1) 1 5/8" Fiber	Yes	5.00	0.000	1.63	0.68	0.00	45.517	0.073	0.000	0.00	7.24
173.0	(1) 1 5/8" Fiber	Yes	3.00	0.000	1.63	0.41	0.00	45.685	0.077	0.000	0.00	4.35
Totals:											0.00	280.38

Pole : 370625
 Location : Old Saybrook, CT
 Height : 175.0 (ft)
 Base Dia : 64.69 (in)
 Top Dia : 20.00 (in)
 Shape : 18 Sides
 Taper : 0.265010 (in/ft)

Code: ANSI/TIA-222 Rev G
 Struct Class : II
 Exposure Category : C
 Topographic Category : 1
 Base Elev : 0.000 (ft)

5/12/2014 9:04:47 AM
 Page: 13



© 2007 - 2014 by ATC IP LLC. All rights reserved.

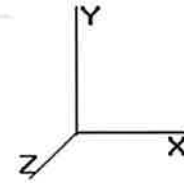
Load Case: 0.9D + 1.6W 115.00 mph with No Ice (Reduced DL) 25 Iterations
Gust Response Factor : 1.10 **Wind Importance Factor :** 1.00
Dead Load Factor : 0.90
Wind Load Factor : 1.60

Applied Segment Forces Summary

Seg Elev (ft)	Lateral FX (-) (lb)	Axial FY (-) (lb)	Torsion MY (lb-ft)	Moment MZ (lb-ft)
0.00	0.00	0.00	0.00	0.00
5.00	847.24	1,301.95	0.00	0.00
10.00	829.71	1,277.80	0.00	0.00
15.00	1,334.24	1,361.65	0.00	0.00
20.00	843.15	1,229.37	0.00	0.00
25.00	864.20	1,205.22	0.00	0.00
30.00	877.76	1,181.07	0.00	0.00
35.00	885.78	1,156.93	0.00	0.00
40.00	889.51	1,132.78	0.00	0.00
45.00	889.77	1,108.63	0.00	0.00
46.75	308.68	382.31	0.00	0.00
50.00	582.39	1,321.07	0.00	0.00
53.50	625.38	1,399.87	0.00	0.00
55.00	266.13	319.66	0.00	0.00
60.00	888.26	1,049.85	0.00	0.00
65.00	879.51	1,025.70	0.00	0.00
70.00	869.12	1,001.55	0.00	0.00
75.00	857.27	977.40	0.00	0.00
80.00	844.09	953.25	0.00	0.00
85.00	829.70	929.10	0.00	0.00
90.00	814.21	904.95	0.00	0.00
95.00	797.70	880.80	0.00	0.00
100.0	1,262.75	1,547.16	0.00	0.00
100.2	38.90	68.91	0.00	0.00
105.0	733.85	633.51	0.00	0.00
110.0	754.11	649.19	0.00	0.00
115.0	734.31	631.08	0.00	0.00
120.0	713.79	612.97	0.00	0.00
125.0	692.59	594.86	0.00	0.00
130.0	670.74	576.74	0.00	0.00
134.2	558.85	717.47	0.00	0.00
135.0	96.65	62.75	0.00	0.00
140.0	633.17	411.37	0.00	0.00
145.0	609.64	399.30	0.00	0.00
150.0	585.57	387.22	0.00	0.00
152.0	965.45	259.51	0.00	0.00
155.0	333.16	210.36	0.00	0.00
160.0	535.93	340.93	0.00	0.00
162.0	2,735.79	971.61	0.00	0.00
165.0	302.76	169.19	0.00	0.00
170.0	484.43	272.33	0.00	0.00
173.0	8,035.12	2,313.91	0.00	0.00
175.0	179.69	73.19	0.00	0.00
Totals:	38,481.05	34,004.48	0.00	0.00

Pole : 370625
 Location : Old Saybrook, CT
 Height : 175.0 (ft)
 Base Dia : 64.69 (in)
 Top Dia : 20.00 (in)
 Shape : 18 Sides
 Taper : 0.265010 (in/ft)

Code: ANSI/TIA-222 Rev G
 Struct Class : II
 Exposure Category : C
 Topographic Category : 1
 Base Elev : 0.000 (ft)



5/12/2014 9:04:47 AM
 Page : 14

© 2007 - 2014 by ATC IP LLC. All rights reserved.

Load Case: 0.9D + 1.6W

115.00 mph with No Ice (Reduced DL)

25 Iterations

Gust Response Factor : 1.10
 Dead Load Factor : 0.90
 Wind Load Factor : 1.60

Wind Importance Factor : 1.00

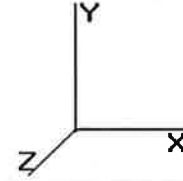
Calculated Forces

Seg Elev (ft)	Pu FY (-) (kips)	Vu FX (-) (kips)	Tu MY (ft-kips)	Mu MZ (ft-kips)	Mu MX (ft-kips)	Resultant Moment (ft-kips)	phi Pn (kips)	phi Vn (kips)	phi Tn (ft-kips)	phi Mn (ft-kips)	Total Deflect (in)	Rotation (deg)	Ratio
0.00	-33.95	-38.52	0.00	-4,167.07	0.00	4,167.07	4,635.39	2,317.69	12,274.7	6,146.49	0.00	0.00	0.686
5.00	-32.56	-37.76	0.00	-3,974.45	0.00	3,974.45	4,589.33	2,294.67	11,900.9	5,959.31	0.08	-0.14	0.674
10.00	-31.19	-37.01	0.00	-3,785.66	0.00	3,785.66	4,541.20	2,270.60	11,526.9	5,772.03	0.31	-0.29	0.663
15.00	-29.74	-35.74	0.00	-3,600.64	0.00	3,600.64	4,490.98	2,245.49	11,153.0	5,584.80	0.70	-0.44	0.652
20.00	-28.43	-34.96	0.00	-3,421.94	0.00	3,421.94	4,438.68	2,219.34	10,779.6	5,397.81	1.24	-0.59	0.641
25.00	-27.14	-34.16	0.00	-3,247.13	0.00	3,247.13	4,384.31	2,192.15	10,406.9	5,211.21	1.94	-0.75	0.630
30.00	-25.88	-33.33	0.00	-3,076.35	0.00	3,076.35	4,327.85	2,163.92	10,035.4	5,025.19	2.81	-0.90	0.618
35.00	-24.65	-32.50	0.00	-2,909.69	0.00	2,909.69	4,269.31	2,134.66	9,665.47	4,839.92	3.84	-1.06	0.607
40.00	-23.44	-31.65	0.00	-2,747.21	0.00	2,747.21	4,208.69	2,104.35	9,297.30	4,655.56	5.03	-1.22	0.596
45.00	-22.30	-30.78	0.00	-2,588.96	0.00	2,588.96	4,146.00	2,073.00	8,931.29	4,472.28	6.40	-1.38	0.584
46.75	-21.88	-30.49	0.00	-2,535.10	0.00	2,535.10	4,123.56	2,061.78	8,803.77	4,408.43	6.92	-1.44	0.581
50.00	-20.51	-29.92	0.00	-2,436.00	0.00	2,436.00	4,081.22	2,040.61	8,567.81	4,290.27	7.93	-1.55	0.573
53.50	-19.09	-29.28	0.00	-2,331.29	0.00	2,331.29	4,072.38	2,036.19	8,519.31	4,265.99	9.12	-1.67	0.551
55.00	-18.72	-29.04	0.00	-2,287.37	0.00	2,287.37	4,052.46	2,026.23	8,410.93	4,211.71	9.65	-1.72	0.548
60.00	-17.62	-28.17	0.00	-2,142.16	0.00	2,142.16	3,984.70	1,992.35	8,051.64	4,031.81	11.54	-1.88	0.536
65.00	-16.54	-27.30	0.00	-2,001.31	0.00	2,001.31	3,914.86	1,957.43	7,695.71	3,853.57	13.60	-2.05	0.524
70.00	-15.50	-26.44	0.00	-1,864.79	0.00	1,864.79	3,842.93	1,921.47	7,343.46	3,677.19	15.84	-2.22	0.511
75.00	-14.48	-25.59	0.00	-1,732.58	0.00	1,732.58	3,768.93	1,884.47	6,995.24	3,502.82	18.25	-2.38	0.499
80.00	-13.49	-24.75	0.00	-1,604.62	0.00	1,604.62	3,692.85	1,846.43	6,651.41	3,330.65	20.84	-2.56	0.486
85.00	-12.53	-23.91	0.00	-1,480.88	0.00	1,480.88	3,614.69	1,807.34	6,312.28	3,160.83	23.61	-2.73	0.472
90.00	-11.59	-23.09	0.00	-1,361.32	0.00	1,361.32	3,534.45	1,767.22	5,978.22	2,993.55	26.56	-2.90	0.458
95.00	-10.69	-22.28	0.00	-1,245.86	0.00	1,245.86	3,452.12	1,726.06	5,649.56	2,828.98	29.69	-3.08	0.444
100.00	-9.18	-20.95	0.00	-1,134.45	0.00	1,134.45	3,367.72	1,683.86	5,326.65	2,667.28	33.01	-3.26	0.428
100.25	-9.08	-20.92	0.00	-1,129.21	0.00	1,129.21	3,327.13	1,163.56	3,746.51	1,876.04	33.18	-3.27	0.606
105.00	-8.42	-20.18	0.00	-1,029.83	0.00	1,029.83	2,280.57	1,140.28	3,552.67	1,778.98	36.52	-3.44	0.583
110.00	-7.74	-19.42	0.00	-928.92	0.00	928.92	2,229.53	1,114.77	3,350.83	1,677.90	40.24	-3.66	0.557
115.00	-7.09	-18.67	0.00	-831.82	0.00	831.82	2,176.42	1,088.21	3,151.57	1,578.13	44.20	-3.89	0.531
120.00	-6.45	-17.94	0.00	-738.45	0.00	738.45	2,121.22	1,060.61	2,955.25	1,479.82	48.39	-4.12	0.502
125.00	-5.84	-17.23	0.00	-648.73	0.00	648.73	2,063.94	1,031.97	2,762.20	1,383.16	52.82	-4.34	0.472
130.00	-5.26	-16.54	0.00	-562.57	0.00	562.57	2,004.58	1,002.29	2,572.77	1,288.30	57.48	-4.56	0.440
134.25	-4.56	-15.93	0.00	-492.28	0.00	492.28	1,131.19	565.59	1,425.34	713.73	61.62	-4.75	0.695
135.00	-4.46	-15.84	0.00	-480.33	0.00	480.33	1,127.42	563.71	1,411.32	706.71	62.37	-4.78	0.684
140.00	-4.03	-15.20	0.00	-401.12	0.00	401.12	1,101.14	550.57	1,317.99	659.98	67.53	-5.08	0.612
145.00	-3.62	-14.57	0.00	-325.13	0.00	325.13	1,072.77	536.39	1,225.18	613.50	73.00	-5.36	0.534
150.00	-3.25	-13.96	0.00	-252.28	0.00	252.28	1,042.33	521.16	1,133.21	567.45	78.74	-5.61	0.448
152.00	-3.06	-12.98	0.00	-224.36	0.00	224.36	1,029.57	514.78	1,096.74	549.18	81.11	-5.71	0.412
155.00	-2.85	-12.64	0.00	-185.41	0.00	185.41	1,009.80	504.90	1,042.44	521.99	84.73	-5.84	0.359
160.00	-2.54	-12.07	0.00	-122.23	0.00	122.23	975.19	487.60	953.20	477.31	90.95	-6.03	0.259
162.00	-1.85	-9.25	0.00	-98.09	0.00	98.09	960.77	480.38	918.02	459.69	93.48	-6.09	0.216
165.00	-1.70	-8.94	0.00	-70.33	0.00	70.33	938.51	469.25	865.85	433.57	97.32	-6.16	0.164
170.00	-1.48	-8.43	0.00	-25.65	0.00	25.65	899.74	449.87	780.71	390.94	103.82	-6.24	0.068
173.00	-0.05	-0.19	0.00	-0.37	0.00	0.37	875.48	437.74	730.84	365.96	107.74	-6.26	0.001
175.00	0.00	-0.18	0.00	0.00	0.00	0.00	858.89	429.45	698.14	349.59	110.36	-6.26	0.000

Pole : 370625
 Location : Old Saybrook, CT
 Height : 175.0 (ft)
 Base Dia : 64.69 (in)
 Top Dia : 20.00 (in)
 Shape : 18 Sides
 Taper : 0.265010 (in/ft)

Code: ANSI/TIA-222 Rev G
 Struct Class : II
 Exposure Category : C
 Topographic Category : 1
 Base Elev : 0.000 (ft)

5/12/2014 9:04:47 AM
 Page: 15



© 2007 - 2014 by ATC IP LLC. All rights reserved.

Load Case: 1.2D + 1.0Di + 1.0Wi	50.00 mph with 0.75 in Radial Ice	24 Iterations
Gust Response Factor : 1.10	Ice Dead Load Factor : 1.00	Wind Importance Factor : 1.00
Dead Load Factor : 1.20		Ice Importance Factor : 1.00
Wind Load Factor : 1.00		

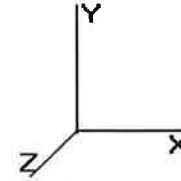
Shaft Segment Forces (Factored)

Seg Top Elev (ft)	Description	Kzt	Kz	qz (psf)	qzGh (psf)	C	Cf	Ice Thick (in)	Tributary (ft)	Ap (sf)	EPAs (sf)	Wind Force X (lb)	Dead Load Ice (lb)	Tot Dead Load (lb)
0.00		1.00	0.85	5.168	5.685	0.000	1.200	0.000	0.00	0.000	0.00	0.0	0.0	0.0
5.00		1.00	0.85	5.168	5.685	0.000	1.200	1.242	5.00	28.125	33.75	191.9	502.7	2,049.5
10.00		1.00	0.85	5.168	5.685	0.000	1.200	1.331	5.00	27.638	33.17	188.5	528.5	2,043.0
15.00	Appertunance(s)	1.00	0.85	5.168	5.685	0.000	1.200	1.386	5.00	27.124	32.55	185.0	539.3	2,021.7
20.00		1.00	0.90	5.483	6.032	0.000	1.200	1.427	5.00	26.597	31.92	192.5	543.6	1,993.7
25.00		1.00	0.94	5.747	6.322	0.000	1.200	1.459	5.00	26.063	31.28	197.7	544.0	1,962.0
30.00		1.00	0.98	5.972	6.569	0.000	1.200	1.486	5.00	25.525	30.63	201.2	541.9	1,927.7
35.00		1.00	1.01	6.169	6.786	0.000	1.200	1.509	5.00	24.983	29.98	203.4	538.0	1,891.6
40.00		1.00	1.04	6.345	6.979	0.000	1.200	1.529	5.00	24.440	29.33	204.7	532.7	1,854.1
45.00		1.00	1.07	6.504	7.155	0.000	1.200	1.547	5.00	23.894	28.67	205.1	526.4	1,815.6
46.75	Bot - Section 2	1.00	1.07	6.557	7.212	0.000	1.200	1.553	1.75	8.232	9.88	71.2	183.4	627.0
50.00		1.00	1.09	6.650	7.315	0.000	1.200	1.564	3.25	15.318	18.38	134.5	342.2	1,980.8
53.50	Top - Section 1	1.00	1.10	6.746	7.420	0.000	1.200	1.574	3.50	16.238	19.49	144.6	364.7	2,098.9
55.00		1.00	1.11	6.785	7.463	0.000	1.200	1.579	1.50	6.876	8.25	61.6	155.6	525.1
60.00		1.00	1.13	6.910	7.601	0.000	1.200	1.592	5.00	22.567	27.08	205.9	510.0	1,720.8
65.00		1.00	1.15	7.028	7.731	0.000	1.200	1.605	5.00	22.017	26.42	204.2	500.9	1,679.5
70.00		1.00	1.17	7.138	7.852	0.000	1.200	1.617	5.00	21.467	25.76	202.3	491.3	1,637.7
75.00		1.00	1.19	7.243	7.967	0.000	1.200	1.628	5.00	20.915	25.10	200.0	481.3	1,595.5
80.00		1.00	1.20	7.342	8.076	0.000	1.200	1.639	5.00	20.363	24.44	197.3	470.9	1,552.9
85.00		1.00	1.22	7.436	8.180	0.000	1.200	1.649	5.00	19.811	23.77	194.5	460.2	1,510.0
90.00		1.00	1.23	7.526	8.279	0.000	1.200	1.658	5.00	19.258	23.11	191.3	449.2	1,466.8
95.00	Bot - Section 3	1.00	1.25	7.612	8.374	0.000	1.200	1.667	5.00	18.705	22.45	188.0	437.8	1,423.3
100.0	Appertunance(s)	1.00	1.26	7.695	8.464	0.000	1.200	1.676	5.00	18.390	22.07	186.8	432.2	2,112.3
100.2	Top - Section 2	1.00	1.26	7.699	8.469	0.000	1.200	1.676	0.25	0.905	1.09	9.2	21.6	104.1
105.0		1.00	1.27	7.774	8.552	0.000	1.200	1.684	4.75	16.931	20.32	173.7	399.4	1,066.4
110.0		1.00	1.29	7.851	8.636	0.000	1.200	1.692	5.00	17.282	20.74	179.1	408.4	1,087.0
115.0		1.00	1.30	7.925	8.717	0.000	1.200	1.699	5.00	16.728	20.07	175.0	396.2	1,050.6
120.0		1.00	1.31	7.996	8.796	0.000	1.200	1.707	5.00	16.173	19.41	170.7	383.8	1,014.0
125.0		1.00	1.32	8.065	8.872	0.000	1.200	1.714	5.00	15.618	18.74	166.3	371.2	977.3
130.0	Bot - Section 4	1.00	1.33	8.132	8.945	0.000	1.200	1.720	5.00	15.063	18.08	161.7	358.4	940.4
134.2	Top - Section 3	1.00	1.34	8.187	9.006	0.000	1.200	1.726	4.25	12.502	15.00	135.1	298.8	1,096.4
135.0		1.00	1.34	8.197	9.016	0.000	1.200	1.727	0.75	2.164	2.60	23.4	52.4	108.0
140.0		1.00	1.35	8.260	9.086	0.000	1.200	1.733	5.00	14.111	16.93	153.9	336.5	698.0
145.0		1.00	1.36	8.321	9.153	0.000	1.200	1.739	5.00	13.556	16.27	148.9	323.3	668.7
150.0		1.00	1.37	8.381	9.219	0.000	1.200	1.745	5.00	13.000	15.60	143.8	310.0	639.3
152.0	Appertunance(s)	1.00	1.38	8.404	9.244	0.000	1.200	1.748	2.00	5.044	6.05	56.0	121.9	249.1
155.0		1.00	1.38	8.439	9.283	0.000	1.200	1.751	3.00	7.399	8.88	82.4	177.9	363.9
160.0		1.00	1.39	8.495	9.345	0.000	1.200	1.757	5.00	11.888	14.27	133.3	283.0	580.0
162.0	Appertunance(s)	1.00	1.40	8.518	9.369	0.000	1.200	1.759	2.00	4.599	5.52	51.7	111.0	225.3
165.0		1.00	1.40	8.551	9.406	0.000	1.200	1.762	3.00	6.732	8.08	76.0	161.6	328.2
170.0		1.00	1.41	8.604	9.465	0.000	1.200	1.767	5.00	10.776	12.93	122.4	255.4	520.3
173.0	Appertunance(s)	1.00	1.42	8.636	9.500	0.000	1.200	1.770	3.00	6.198	7.44	70.7	148.3	299.5
175.0		1.00	1.42	8.657	9.523	0.000	1.200	1.772	2.00	4.021	4.82	45.9	96.6	194.2
								Totals:	175.00			6,231.4	15,092.4	49,700.1

Pole : 370625
 Location : Old Saybrook, CT
 Height : 175.0 (ft)
 Base Dia : 64.69 (in)
 Top Dia : 20.00 (in)
 Shape : 18 Sides
 Taper : 0.265010 (in/ft)

Code : ANSI/TIA-222 Rev G
 Struct Class : II
 Exposure Category : C
 Topographic Category : 1
 Base Elev : 0.000 (ft)

5/12/2014 9:04:47 AM
 Page : 16



© 2007 - 2014 by ATC IP LLC. All rights reserved.

Load Case: 1.2D + 1.0Di + 1.0Wi 50.00 mph with 0.75 in Radial Ice 24 Iterations

Gust Response Factor : 1.10 Ice Dead Load Factor : 1.00 Wind Importance Factor : 1.00

Dead Load Factor : 1.20 Ice Importance Factor : 1.00

Wind Load Factor : 1.00

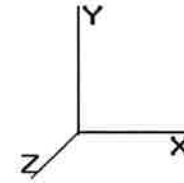
Discrete Appurtenance Segment Forces (Factored)

Elev (ft)	Description	Qty	qz (psf)	qzGh (psf)	Orientation Factor	Ka	Total EPAa (sf)	Horiz Ecc (ft)	Vert Ecc (ft)	Wind FX (lb)	Mom Y (lb-ft)	Mom Z (lb-ft)	Dead Load (lb)
15.00	4' Dish w/ Radome	1	5.168	5.685	1.00	1.00	12.12	0.000	0.000	68.90	0.00	0.00	306.42
100.0	Round Side Arm	1	7.695	8.464	1.00	1.00	7.81	0.000	0.000	66.14	0.00	0.00	225.39
100.0	Andrew DB589	1	7.695	8.464	1.00	1.00	4.47	0.000	0.000	37.81	0.00	0.00	92.52
152.0	72" x 8" Panel	3	8.404	9.244	0.67	0.80	11.46	0.000	0.000	105.91	0.00	0.00	552.37
162.0	Round T-Arm	3	8.518	9.369	0.67	0.75	27.17	0.000	0.000	254.59	0.00	0.00	1,341.13
162.0	RCU	3	8.518	9.369	0.50	0.80	0.44	0.000	0.000	4.10	0.00	0.00	34.57
162.0	Kathrein Scala 742 3	6	8.518	9.369	0.66	0.80	20.35	0.000	0.000	190.68	0.00	0.00	911.85
173.0	Flat Platform w/ Han	1	8.636	9.500	1.00	1.00	63.72	0.000	0.000	605.30	0.00	0.00	3,394.54
173.0	Alcatel-Lucent RRH2x	3	8.636	9.500	0.67	0.75	4.24	0.000	0.000	40.31	0.00	0.00	383.00
173.0	Antel BXA-171085-12B	3	8.636	9.500	0.88	0.75	11.83	0.000	0.000	112.39	0.00	0.00	418.77
173.0	Antel BXA-171063/12C	3	8.636	9.500	0.88	0.75	11.94	0.000	0.000	113.47	0.00	0.00	421.61
173.0	RFS DB-T1-6Z-8AB-0Z	1	8.636	9.500	1.00	0.75	4.27	0.000	0.000	40.52	0.00	0.00	198.97
173.0	Antel BXA-70063-6CF-	3	8.636	9.500	0.77	0.75	15.34	0.000	0.000	145.74	0.00	0.00	593.17
173.0	Andrew LNX-8513DS-	3	8.636	9.500	0.83	0.75	17.74	0.000	0.000	168.50	0.00	0.00	715.47
										1,954.35			9,589.78

Pole : 370625
 Location : Old Saybrook, CT
 Height : 175.0 (ft)
 Base Dia : 64.69 (in)
 Top Dia : 20.00 (in)
 Shape : 18 Sides
 Taper : 0.265010 (in/ft)

Code: ANSI/TIA-222 Rev G
 Struct Class : II
 Exposure Category : C
 Topographic Category : 1
 Base Elev : 0.000 (ft)

5/12/2014 9:04:47 AM
 Page : 17



© 2007 - 2014 by ATC IP LLC. All rights reserved.

Load Case: 1.2D + 1.0Di + 1.0Wi 50.00 mph with 0.75 in Radial Ice 24 Iterations

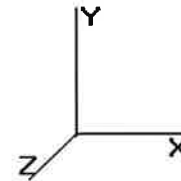
Gust Response Factor : 1.10 Ice Dead Load Factor : 1.00 Wind Importance Factor : 1.00
 Dead Load Factor : 1.20 Ice Importance Factor : 1.00
 Wind Load Factor : 1.00

Linear Appurtenance Segment Forces (Factored)

Seg Top Elev (ft)	Description	Exposed To Wind	Length (ft)	Ca	Exposed Width (in)	Area (sqft)	CaAa (sqft)	qz (psf)	Ra	Cf Adjust Factor	FX (lb)	Dead Load (lb)
5.00	(1) 1 5/8" Fiber	Yes	5.00	0.000	1.63	1.71	0.00	5.168	0.042	0.000	0.00	28.07
5.00	(1) 7/8" Coax	Yes	5.00	0.000	1.09	1.49	0.00	5.168	0.042	0.000	0.00	17.16
10.00	(1) 1 5/8" Fiber	Yes	5.00	0.000	1.63	1.79	0.00	5.168	0.043	0.000	0.00	30.03
10.00	(1) 7/8" Coax	Yes	5.00	0.000	1.09	1.56	0.00	5.168	0.043	0.000	0.00	18.94
15.00	(1) 1 5/8" Fiber	Yes	5.00	0.000	1.63	1.83	0.00	5.168	0.044	0.000	0.00	31.30
15.00	(1) 7/8" Coax	Yes	5.00	0.000	1.09	1.61	0.00	5.168	0.044	0.000	0.00	20.09
20.00	(1) 1 5/8" Fiber	Yes	5.00	0.000	1.63	1.87	0.00	5.483	0.045	0.000	0.00	32.25
20.00	(1) 7/8" Coax	Yes	5.00	0.000	1.09	1.64	0.00	5.483	0.045	0.000	0.00	20.96
25.00	(1) 1 5/8" Fiber	Yes	5.00	0.000	1.63	1.89	0.00	5.747	0.046	0.000	0.00	33.02
25.00	(1) 7/8" Coax	Yes	5.00	0.000	1.09	1.67	0.00	5.747	0.046	0.000	0.00	21.66
30.00	(1) 1 5/8" Fiber	Yes	5.00	0.000	1.63	1.92	0.00	5.972	0.047	0.000	0.00	33.67
30.00	(1) 7/8" Coax	Yes	5.00	0.000	1.09	1.69	0.00	5.972	0.047	0.000	0.00	22.26
35.00	(1) 1 5/8" Fiber	Yes	5.00	0.000	1.63	1.94	0.00	6.169	0.048	0.000	0.00	34.24
35.00	(1) 7/8" Coax	Yes	5.00	0.000	1.09	1.71	0.00	6.169	0.048	0.000	0.00	22.78
40.00	(1) 1 5/8" Fiber	Yes	5.00	0.000	1.63	1.95	0.00	6.345	0.049	0.000	0.00	34.75
40.00	(1) 7/8" Coax	Yes	5.00	0.000	1.09	1.73	0.00	6.345	0.049	0.000	0.00	23.24
45.00	(1) 1 5/8" Fiber	Yes	5.00	0.000	1.63	1.97	0.00	6.504	0.050	0.000	0.00	35.20
45.00	(1) 7/8" Coax	Yes	5.00	0.000	1.09	1.74	0.00	6.504	0.050	0.000	0.00	23.66
46.75	(1) 1 5/8" Fiber	Yes	1.75	0.000	1.63	0.69	0.00	6.557	0.051	0.000	0.00	12.37
46.75	(1) 7/8" Coax	Yes	1.75	0.000	1.09	0.61	0.00	6.557	0.051	0.000	0.00	8.33
50.00	(1) 1 5/8" Fiber	Yes	3.25	0.000	1.63	1.29	0.00	6.650	0.052	0.000	0.00	23.15
50.00	(1) 7/8" Coax	Yes	3.25	0.000	1.09	1.14	0.00	6.650	0.052	0.000	0.00	15.63
53.50	(1) 1 5/8" Fiber	Yes	3.50	0.000	1.63	1.39	0.00	6.746	0.053	0.000	0.00	25.12
53.50	(1) 7/8" Coax	Yes	3.50	0.000	1.09	1.24	0.00	6.746	0.053	0.000	0.00	17.00
55.00	(1) 1 5/8" Fiber	Yes	1.50	0.000	1.63	0.60	0.00	6.785	0.052	0.000	0.00	10.80
55.00	(1) 7/8" Coax	Yes	1.50	0.000	1.09	0.53	0.00	6.785	0.052	0.000	0.00	7.32
60.00	(1) 1 5/8" Fiber	Yes	5.00	0.000	1.63	2.01	0.00	6.910	0.053	0.000	0.00	36.35
60.00	(1) 7/8" Coax	Yes	5.00	0.000	1.09	1.78	0.00	6.910	0.053	0.000	0.00	24.72
65.00	(1) 1 5/8" Fiber	Yes	5.00	0.000	1.63	2.02	0.00	7.028	0.055	0.000	0.00	36.68
65.00	(1) 7/8" Coax	Yes	5.00	0.000	1.09	1.79	0.00	7.028	0.055	0.000	0.00	25.02
70.00	(1) 1 5/8" Fiber	Yes	5.00	0.000	1.63	2.03	0.00	7.138	0.056	0.000	0.00	36.99
70.00	(1) 7/8" Coax	Yes	5.00	0.000	1.09	1.80	0.00	7.138	0.056	0.000	0.00	25.31
75.00	(1) 1 5/8" Fiber	Yes	5.00	0.000	1.63	2.04	0.00	7.243	0.058	0.000	0.00	37.29
75.00	(1) 7/8" Coax	Yes	5.00	0.000	1.09	1.81	0.00	7.243	0.058	0.000	0.00	25.58
80.00	(1) 1 5/8" Fiber	Yes	5.00	0.000	1.63	2.04	0.00	7.342	0.060	0.000	0.00	37.56
80.00	(1) 7/8" Coax	Yes	5.00	0.000	1.09	1.82	0.00	7.342	0.060	0.000	0.00	25.83
85.00	(1) 1 5/8" Fiber	Yes	5.00	0.000	1.63	2.05	0.00	7.436	0.061	0.000	0.00	37.83
85.00	(1) 7/8" Coax	Yes	5.00	0.000	1.09	1.83	0.00	7.436	0.061	0.000	0.00	26.07
90.00	(1) 1 5/8" Fiber	Yes	5.00	0.000	1.63	2.06	0.00	7.526	0.063	0.000	0.00	38.08
90.00	(1) 7/8" Coax	Yes	5.00	0.000	1.09	1.84	0.00	7.526	0.063	0.000	0.00	26.30
95.00	(1) 1 5/8" Fiber	Yes	5.00	0.000	1.63	2.07	0.00	7.612	0.065	0.000	0.00	38.32
95.00	(1) 7/8" Coax	Yes	5.00	0.000	1.09	1.84	0.00	7.612	0.065	0.000	0.00	26.52
100.0	(1) 1 5/8" Fiber	Yes	5.00	0.000	1.63	2.08	0.00	7.695	0.068	0.000	0.00	38.55
100.0	(1) 7/8" Coax	Yes	5.00	0.000	1.09	1.85	0.00	7.695	0.068	0.000	0.00	26.74
100.2	(1) 1 5/8" Fiber	Yes	0.25	0.000	1.63	0.10	0.00	7.699	0.041	0.000	0.00	1.93
105.0	(1) 1 5/8" Fiber	Yes	4.75	0.000	1.63	1.98	0.00	7.774	0.041	0.000	0.00	36.83
110.0	(1) 1 5/8" Fiber	Yes	5.00	0.000	1.63	2.09	0.00	7.851	0.043	0.000	0.00	38.98
115.0	(1) 1 5/8" Fiber	Yes	5.00	0.000	1.63	2.10	0.00	7.925	0.044	0.000	0.00	39.18
120.0	(1) 1 5/8" Fiber	Yes	5.00	0.000	1.63	2.10	0.00	7.996	0.046	0.000	0.00	39.38
125.0	(1) 1 5/8" Fiber	Yes	5.00	0.000	1.63	2.11	0.00	8.065	0.048	0.000	0.00	39.57
130.0	(1) 1 5/8" Fiber	Yes	5.00	0.000	1.63	2.11	0.00	8.132	0.050	0.000	0.00	39.75

Pole : 370625
 Location : Old Saybrook, CT
 Height : 175.0 (ft)
 Base Dia : 64.69 (in)
 Top Dia : 20.00 (in)
 Shape : 18 Sides
 Taper : 0.265010 (in/ft)

Code: ANSI/TIA-222 Rev G
 Struct Class : II
 Exposure Category : C
 Topographic Category : 1
 Base Elev : 0.000 (ft)



5/12/2014 9:04:47 AM
 Page: 18

© 2007 - 2014 by ATC IP LLC. All rights reserved.

Load Case: 1.2D + 1.0Di + 1.0Wi 50.00 mph with 0.75 in Radial Ice 24 Iterations

Gust Response Factor : 1.10 Ice Dead Load Factor : 1.00 Wind Importance Factor : 1.00

Dead Load Factor : 1.20 Ice Importance Factor : 1.00

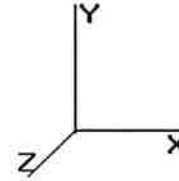
Wind Load Factor : 1.00

134.2	(1) 1 5/8" Fiber	Yes	4.25	0.000	1.63	1.80	0.00	8.187	0.052	0.000	0.00	33.92
135.0	(1) 1 5/8" Fiber	Yes	0.75	0.000	1.63	0.32	0.00	8.197	0.052	0.000	0.00	5.99
140.0	(1) 1 5/8" Fiber	Yes	5.00	0.000	1.63	2.12	0.00	8.260	0.054	0.000	0.00	40.11
145.0	(1) 1 5/8" Fiber	Yes	5.00	0.000	1.63	2.13	0.00	8.321	0.056	0.000	0.00	40.27
150.0	(1) 1 5/8" Fiber	Yes	5.00	0.000	1.63	2.13	0.00	8.381	0.059	0.000	0.00	40.44
152.0	(1) 1 5/8" Fiber	Yes	2.00	0.000	1.63	0.85	0.00	8.404	0.061	0.000	0.00	16.20
155.0	(1) 1 5/8" Fiber	Yes	3.00	0.000	1.63	1.28	0.00	8.439	0.062	0.000	0.00	24.36
160.0	(1) 1 5/8" Fiber	Yes	5.00	0.000	1.63	2.14	0.00	8.495	0.065	0.000	0.00	40.75
162.0	(1) 1 5/8" Fiber	Yes	2.00	0.000	1.63	0.86	0.00	8.518	0.068	0.000	0.00	16.32
165.0	(1) 1 5/8" Fiber	Yes	3.00	0.000	1.63	1.29	0.00	8.551	0.070	0.000	0.00	24.54
170.0	(1) 1 5/8" Fiber	Yes	5.00	0.000	1.63	2.15	0.00	8.604	0.073	0.000	0.00	41.05
173.0	(1) 1 5/8" Fiber	Yes	3.00	0.000	1.63	1.29	0.00	8.636	0.077	0.000	0.00	24.68
Totals:											0.00	1,756.99

Pole : 370625
 Location : Old Saybrook, CT
 Height : 175.0 (ft)
 Base Dia : 64.69 (in)
 Top Dia : 20.00 (in)
 Shape : 18 Sides
 Taper : 0.265010 (in/ft)

Code: ANSI/TIA-222 Rev G
 Struct Class : II
 Exposure Category : C
 Topographic Category : 1
 Base Elev : 0.000 (ft)

5/12/2014 9:04:47 AM
 Page: 19



© 2007 - 2014 by ATC IP LLC. All rights reserved.

Load Case: 1.2D + 1.0Di + 1.0Wi 50.00 mph with 0.75 in Radial Ice 24 Iterations

Gust Response Factor : 1.10 Ice Dead Load Factor : 1.00 Wind Importance Factor : 1.00

Dead Load Factor : 1.20 Ice Importance Factor : 1.00

Wind Load Factor : 1.00

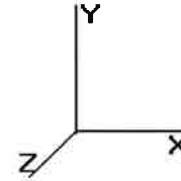
Applied Segment Forces Summary

Seg Elev (ft)	Lateral FX (-) (lb)	Axial FY (-) (lb)	Torsion MY (lb-ft)	Moment MZ (lb-ft)
0.00	0.00	0.00	0.00	0.00
5.00	191.86	2,272.24	0.00	0.00
10.00	188.54	2,269.55	0.00	0.00
15.00	253.93	2,557.01	0.00	0.00
20.00	192.51	2,224.29	0.00	0.00
25.00	197.72	2,194.00	0.00	0.00
30.00	201.22	2,160.97	0.00	0.00
35.00	203.44	2,125.97	0.00	0.00
40.00	204.69	2,089.46	0.00	0.00
45.00	205.15	2,051.77	0.00	0.00
46.75	71.25	709.76	0.00	0.00
50.00	134.47	2,134.86	0.00	0.00
53.50	144.58	2,265.18	0.00	0.00
55.00	61.58	596.41	0.00	0.00
60.00	205.85	1,959.23	0.00	0.00
65.00	204.25	1,918.57	0.00	0.00
70.00	202.27	1,877.38	0.00	0.00
75.00	199.96	1,835.74	0.00	0.00
80.00	197.35	1,793.69	0.00	0.00
85.00	194.46	1,751.27	0.00	0.00
90.00	191.32	1,708.51	0.00	0.00
95.00	187.95	1,665.46	0.00	0.00
100.0	290.74	2,672.81	0.00	0.00
100.2	9.20	114.90	0.00	0.00
105.0	173.75	1,271.71	0.00	0.00
110.0	179.10	1,303.30	0.00	0.00
115.0	174.98	1,267.14	0.00	0.00
120.0	170.70	1,230.78	0.00	0.00
125.0	166.27	1,194.24	0.00	0.00
130.0	161.69	1,157.52	0.00	0.00
134.2	135.11	1,281.12	0.00	0.00
135.0	23.42	140.64	0.00	0.00
140.0	153.85	915.46	0.00	0.00
145.0	148.89	886.34	0.00	0.00
150.0	143.81	857.07	0.00	0.00
152.0	161.86	888.57	0.00	0.00
155.0	82.42	476.96	0.00	0.00
160.0	133.31	768.63	0.00	0.00
162.0	501.07	2,588.34	0.00	0.00
165.0	75.98	405.89	0.00	0.00
170.0	122.39	649.93	0.00	0.00
173.0	1,296.88	6,502.80	0.00	0.00
175.0	45.94	194.19	0.00	0.00
Totals:	8,185.72	66,929.63	0.00	0.00

Pole : 370625
 Location : Old Saybrook, CT
 Height : 175.0 (ft)
 Base Dia : 64.69 (in)
 Top Dia : 20.00 (in)
 Shape : 18 Sides
 Taper : 0.265010 (in/ft)

Code: ANSI/TIA-222 Rev G
 Struct Class : II
 Exposure Category : C
 Topographic Category : 1
 Base Elev : 0.000 (ft)

5/12/2014 9:04:47 AM
 Page: 20



© 2007 - 2014 by ATC IP LLC. All rights reserved.

Load Case: 1.2D + 1.0Di + 1.0Wi 50.00 mph with 0.75 in Radial Ice 24 Iterations

Gust Response Factor : 1.10 Ice Dead Load Factor : 1.00 Wind Importance Factor : 1.00

Dead Load Factor : 1.20 Ice Importance Factor : 1.00

Wind Load Factor : 1.00

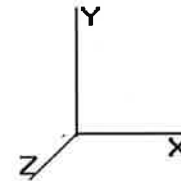
Calculated Forces

Seg Elev (ft)	Pu FY (-) (kips)	Vu FX (-) (kips)	Tu MY (ft-kips)	Mu MZ (ft-kips)	Mu MX (ft-kips)	Resultant Moment (ft-kips)	phi Pn (kips)	phi Vn (kips)	phi Tn (ft-kips)	phi Mn (ft-kips)	Total Deflect (in)	Rotation (deg)	Ratio
0.00	-66.93	-8.20	0.00	-871.34	0.00	871.34	4,635.39	2,317.69	12,274.7	6,146.49	0.00	0.00	0.156
5.00	-64.65	-8.05	0.00	-830.32	0.00	830.32	4,589.33	2,294.67	11,900.9	5,959.31	0.02	-0.03	0.153
10.00	-62.38	-7.89	0.00	-790.10	0.00	790.10	4,541.20	2,270.60	11,526.9	5,772.03	0.06	-0.06	0.151
15.00	-59.82	-7.66	0.00	-750.66	0.00	750.66	4,490.98	2,245.49	11,153.0	5,584.80	0.15	-0.09	0.148
20.00	-57.59	-7.50	0.00	-712.34	0.00	712.34	4,438.68	2,219.34	10,779.6	5,397.81	0.26	-0.12	0.145
25.00	-55.39	-7.33	0.00	-674.84	0.00	674.84	4,384.31	2,192.15	10,406.9	5,211.21	0.41	-0.16	0.142
30.00	-53.23	-7.15	0.00	-638.21	0.00	638.21	4,327.85	2,163.92	10,035.4	5,025.19	0.59	-0.19	0.139
35.00	-51.10	-6.97	0.00	-602.46	0.00	602.46	4,269.31	2,134.66	9,665.47	4,839.92	0.80	-0.22	0.136
40.00	-49.00	-6.78	0.00	-567.62	0.00	567.62	4,208.69	2,104.35	9,297.30	4,655.56	1.05	-0.25	0.134
45.00	-46.95	-6.59	0.00	-533.71	0.00	533.71	4,146.00	2,073.00	8,931.29	4,472.28	1.33	-0.29	0.131
46.75	-46.24	-6.53	0.00	-522.18	0.00	522.18	4,123.56	2,061.78	8,803.77	4,408.43	1.44	-0.30	0.130
50.00	-44.10	-6.40	0.00	-500.97	0.00	500.97	4,081.22	2,040.61	8,567.81	4,290.27	1.65	-0.32	0.128
53.50	-41.84	-6.25	0.00	-478.58	0.00	478.58	4,072.38	2,036.19	8,519.31	4,265.99	1.90	-0.35	0.122
55.00	-41.24	-6.20	0.00	-469.20	0.00	469.20	4,052.46	2,026.23	8,410.93	4,211.71	2.01	-0.36	0.122
60.00	-39.28	-6.01	0.00	-438.18	0.00	438.18	3,984.70	1,992.35	8,051.64	4,031.81	2.40	-0.39	0.119
65.00	-37.36	-5.81	0.00	-408.14	0.00	408.14	3,914.86	1,957.43	7,695.71	3,853.57	2.83	-0.42	0.115
70.00	-35.48	-5.62	0.00	-379.08	0.00	379.08	3,842.93	1,921.47	7,343.46	3,677.19	3.29	-0.46	0.112
75.00	-33.64	-5.42	0.00	-350.99	0.00	350.99	3,768.93	1,884.47	6,995.24	3,502.82	3.79	-0.49	0.109
80.00	-31.85	-5.23	0.00	-323.89	0.00	323.89	3,692.85	1,846.43	6,651.41	3,330.65	4.32	-0.53	0.106
85.00	-30.09	-5.04	0.00	-297.75	0.00	297.75	3,614.69	1,807.34	6,312.28	3,160.83	4.89	-0.56	0.103
90.00	-28.38	-4.84	0.00	-272.57	0.00	272.57	3,534.45	1,767.22	5,978.22	2,993.55	5.50	-0.60	0.099
95.00	-26.72	-4.65	0.00	-248.35	0.00	248.35	3,452.12	1,726.06	5,649.56	2,828.98	6.14	-0.63	0.096
100.00	-24.05	-4.34	0.00	-225.08	0.00	225.08	3,367.72	1,683.86	5,326.65	2,667.28	6.83	-0.67	0.092
100.25	-23.93	-4.34	0.00	-224.00	0.00	224.00	2,327.13	1,163.56	3,746.51	1,876.04	6.86	-0.67	0.130
105.00	-22.66	-4.16	0.00	-203.39	0.00	203.39	2,280.57	1,140.28	3,552.67	1,778.98	7.54	-0.70	0.124
110.00	-21.35	-3.99	0.00	-182.57	0.00	182.57	2,229.53	1,114.77	3,350.83	1,677.90	8.30	-0.75	0.118
115.00	-20.09	-3.81	0.00	-162.64	0.00	162.64	2,176.42	1,088.21	3,151.57	1,578.13	9.11	-0.79	0.112
120.00	-18.86	-3.64	0.00	-143.59	0.00	143.59	2,121.22	1,060.61	2,955.25	1,479.82	9.96	-0.84	0.106
125.00	-17.66	-3.46	0.00	-125.42	0.00	125.42	2,063.94	1,031.97	2,762.20	1,383.16	10.86	-0.88	0.099
130.00	-16.50	-3.30	0.00	-108.09	0.00	108.09	2,004.58	1,002.29	2,572.77	1,288.30	11.81	-0.92	0.092
134.25	-15.22	-3.15	0.00	-94.08	0.00	94.08	1,131.19	565.59	1,425.34	713.73	12.65	-0.96	0.145
135.00	-15.08	-3.13	0.00	-91.73	0.00	91.73	1,127.42	563.71	1,411.32	706.71	12.80	-0.96	0.143
140.00	-14.17	-2.97	0.00	-76.08	0.00	76.08	1,101.14	550.57	1,317.99	659.98	13.84	-1.02	0.128
145.00	-13.28	-2.82	0.00	-61.23	0.00	61.23	1,072.77	536.39	1,225.18	613.50	14.93	-1.07	0.112
150.00	-12.43	-2.67	0.00	-47.13	0.00	47.13	1,042.33	521.16	1,133.21	567.45	16.09	-1.12	0.095
152.00	-11.54	-2.49	0.00	-41.80	0.00	41.80	1,029.57	514.78	1,096.74	549.18	16.56	-1.14	0.087
155.00	-11.06	-2.40	0.00	-34.33	0.00	34.33	1,009.80	504.90	1,042.44	521.99	17.28	-1.16	0.077
160.00	-10.30	-2.26	0.00	-22.31	0.00	22.31	975.19	487.60	953.20	477.31	18.52	-1.20	0.057
162.00	-7.72	-1.71	0.00	-17.79	0.00	17.79	960.77	480.38	918.02	459.69	19.03	-1.21	0.047
165.00	-7.31	-1.62	0.00	-12.68	0.00	12.68	938.51	469.25	865.85	433.57	19.79	-1.22	0.037
170.00	-6.67	-1.49	0.00	-4.56	0.00	4.56	899.74	449.87	780.71	390.94	21.08	-1.24	0.019
173.00	-0.19	-0.05	0.00	-0.10	0.00	0.10	875.48	437.74	730.84	365.96	21.86	-1.24	0.000
175.00	0.00	-0.05	0.00	0.00	0.00	0.00	858.89	429.45	698.14	349.59	22.38	-1.24	0.000

Pole : 370625
 Location : Old Saybrook, CT
 Height : 175.0 (ft)
 Base Dia : 64.69 (in)
 Top Dia : 20.00 (in)
 Shape : 18 Sides
 Taper : 0.265010 (in/ft)

Code: ANSI/TIA-222 Rev G
 Struct Class : II
 Exposure Category : C
 Topographic Category : 1
 Base Elev : 0.000 (ft)

5/12/2014 9:04:47 AM
 Page: 21



© 2007 - 2014 by ATC IP LLC. All rights reserved.

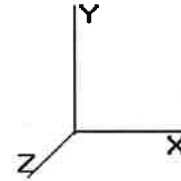
Load Case: 1.0D + 1.0W	60.00 mph Serviceability	23 Iterations
Gust Response Factor : 1.10		Wind Importance Factor : 1.00
Dead Load Factor : 1.00		
Wind Load Factor : 1.00		

Shaft Segment Forces (Factored)

Seg Top Elev (ft)	Description	Kzt	Kz	qz (psf)	qzGh (psf)	C (mph-ft)	Cf	Ice Thick (in)	Tributary (ft)	Ap (sf)	EPAs (sf)	Wind Force X (lb)	Dead Load Ice (lb)	Tot Dead Load (lb)
0.00		1.00	0.85	7.442	8.186	302.80	0.650	0.000	0.00	0.000	0.00	0.0	0.0	0.0
5.00		1.00	0.85	7.442	8.186	296.60	0.650	0.000	5.00	27.090	17.61	144.1	0.0	1,289.0
10.00		1.00	0.85	7.442	8.186	290.40	0.650	0.000	5.00	26.529	17.24	141.2	0.0	1,262.1
15.00	Appertunance(s)	1.00	0.85	7.442	8.186	284.19	0.650	0.000	5.00	25.968	16.88	138.2	0.0	1,235.3
20.00		1.00	0.90	7.896	8.686	286.35	0.650	0.000	5.00	25.408	16.52	143.4	0.0	1,208.5
25.00		1.00	0.94	8.276	9.104	286.62	0.650	0.000	5.00	24.847	16.15	147.0	0.0	1,181.6
30.00		1.00	0.98	8.600	9.460	285.50	0.650	0.000	5.00	24.287	15.79	149.3	0.0	1,154.8
35.00		1.00	1.01	8.883	9.772	283.40	0.650	0.000	5.00	23.726	15.42	150.7	0.0	1,128.0
40.00		1.00	1.04	9.137	10.05	280.54	0.650	0.000	5.00	23.165	15.06	151.3	0.0	1,101.1
45.00		1.00	1.07	9.366	10.30	277.08	0.650	0.000	5.00	22.605	14.69	151.4	0.0	1,074.3
46.75	Bot - Section 2	1.00	1.07	9.442	10.38	275.75	0.650	0.000	1.75	7.779	5.06	52.5	0.0	369.7
50.00		1.00	1.09	9.576	10.53	273.13	0.650	0.000	3.25	14.471	9.41	99.1	0.0	1,365.5
53.50	Top - Section 1	1.00	1.10	9.714	10.68	270.12	0.650	0.000	3.50	15.319	9.96	106.4	0.0	1,445.2
55.00		1.00	1.11	9.770	10.74	272.80	0.650	0.000	1.50	6.481	4.21	45.3	0.0	307.9
60.00		1.00	1.13	9.951	10.94	268.14	0.650	0.000	5.00	21.240	13.81	151.1	0.0	1,009.0
65.00		1.00	1.15	10.120	11.13	263.18	0.650	0.000	5.00	20.680	13.44	149.6	0.0	982.2
70.00		1.00	1.17	10.279	11.30	257.95	0.650	0.000	5.00	20.119	13.08	147.9	0.0	955.3
75.00		1.00	1.19	10.430	11.47	252.48	0.650	0.000	5.00	19.558	12.71	145.8	0.0	928.5
80.00		1.00	1.20	10.572	11.62	246.81	0.650	0.000	5.00	18.998	12.35	143.6	0.0	901.7
85.00		1.00	1.22	10.708	11.77	240.95	0.650	0.000	5.00	18.437	11.98	141.2	0.0	874.8
90.00		1.00	1.23	10.838	11.92	234.92	0.650	0.000	5.00	17.876	11.62	138.5	0.0	848.0
95.00	Bot - Section 3	1.00	1.25	10.962	12.05	228.74	0.650	0.000	5.00	17.316	11.26	135.7	0.0	821.2
100.0	Appertunance(s)	1.00	1.26	11.081	12.18	222.41	0.650	0.000	5.00	16.993	11.05	134.6	0.0	1,400.1
100.2	Top - Section 2	1.00	1.26	11.087	12.19	222.09	0.650	0.000	0.25	0.835	0.54	6.6	0.0	68.8
105.0		1.00	1.27	11.195	12.31	219.17	0.650	0.000	4.75	15.598	10.14	124.9	0.0	555.8
110.0		1.00	1.29	11.305	12.43	212.60	0.650	0.000	5.00	15.872	10.32	128.3	0.0	565.5
115.0		1.00	1.30	11.412	12.55	205.92	0.650	0.000	5.00	15.311	9.95	124.9	0.0	545.3
120.0		1.00	1.31	11.514	12.66	199.13	0.650	0.000	5.00	14.751	9.59	121.4	0.0	525.2
125.0		1.00	1.32	11.614	12.77	192.24	0.650	0.000	5.00	14.190	9.22	117.8	0.0	505.1
130.0	Bot - Section 4	1.00	1.33	11.710	12.88	185.25	0.650	0.000	5.00	13.629	8.86	114.1	0.0	485.0
134.2	Top - Section 3	1.00	1.34	11.790	12.96	179.25	0.650	0.000	4.25	11.279	7.33	95.1	0.0	664.7
135.0		1.00	1.34	11.803	12.98	180.39	0.650	0.000	0.75	1.948	1.27	16.4	0.0	46.3
140.0		1.00	1.35	11.894	13.08	173.24	0.650	0.000	5.00	12.667	8.23	107.7	0.0	301.2
145.0		1.00	1.36	11.982	13.18	166.01	0.650	0.000	5.00	12.106	7.87	103.7	0.0	287.8
150.0		1.00	1.37	12.068	13.27	158.71	0.650	0.000	5.00	11.546	7.50	99.6	0.0	274.4
152.0	Appertunance(s)	1.00	1.38	12.102	13.31	155.77	0.650	0.000	2.00	4.461	2.90	38.6	0.0	106.0
155.0		1.00	1.38	12.152	13.36	151.33	0.650	0.000	3.00	6.524	4.24	56.7	0.0	155.0
160.0		1.00	1.39	12.233	13.45	143.89	0.650	0.000	5.00	10.424	6.78	91.2	0.0	247.6
162.0	Appertunance(s)	1.00	1.40	12.265	13.49	140.89	0.650	0.000	2.00	4.013	2.61	35.2	0.0	95.3
165.0		1.00	1.40	12.313	13.54	136.37	0.650	0.000	3.00	5.851	3.80	51.5	0.0	138.9
170.0		1.00	1.41	12.390	13.62	128.80	0.650	0.000	5.00	9.303	6.05	82.4	0.0	220.7
173.0	Appertunance(s)	1.00	1.42	12.436	13.68	124.23	0.650	0.000	3.00	5.313	3.45	47.2	0.0	126.0
175.0		1.00	1.42	12.466	13.71	121.17	0.650	0.000	2.00	3.430	2.23	30.6	0.0	81.3
Totals:									175.00			4,502.1	0.0	28,839.7

Pole : 370625
 Location : Old Saybrook, CT
 Height : 175.0 (ft)
 Base Dia : 64.69 (in)
 Top Dia : 20.00 (in)
 Shape : 18 Sides
 Taper : 0.265010 (in/ft)

Code: ANSI/TIA-222 Rev G
 Struct Class : II
 Exposure Category : C
 Topographic Category : 1
 Base Elev : 0.000 (ft)



5/12/2014 9:04:47 AM
 Page: 22

© 2007 - 2014 by ATC IP LLC. All rights reserved.

Load Case: 1.0D + 1.0W	60.00 mph Serviceability	23 Iterations
Gust Response Factor : 1.10		Wind Importance Factor : 1.00
Dead Load Factor : 1.00		
Wind Load Factor : 1.00		

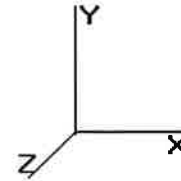
Discrete Appurtenance Segment Forces (Factored)

Elev (ft)	Description	Qty	qz (psf)	qzGh (psf)	Orientation Factor	Ka	Total EPAa (sf)	Horiz Ecc (ft)	Vert Ecc (ft)	Wind FX (lb)	Mom Y (lb-ft)	Mom Z (lb-ft)	Dead Load (lb)
15.00	4' Dish w/ Radome	1	7.442	8.186	1.00	1.00	10.85	0.000	0.000	88.82	0.00	0.00	120.00
100.0	Round Side Arm	1	11.081	12.189	1.00	1.00	5.20	0.000	0.000	63.38	0.00	0.00	150.00
100.0	Andrew DB589	1	11.081	12.189	1.00	1.00	1.38	0.000	0.000	16.82	0.00	0.00	11.50
152.0	72" x 8" Panel	3	12.102	13.312	0.67	0.80	9.44	0.000	0.000	125.65	0.00	0.00	120.00
162.0	Round T-Arm	3	12.265	13.492	0.67	0.75	14.62	0.000	0.000	197.29	0.00	0.00	750.00
162.0	RCU	3	12.265	13.492	0.50	0.80	0.19	0.000	0.000	2.59	0.00	0.00	3.00
162.0	Kathrein Scala 742 3	6	12.265	13.492	0.66	0.80	17.08	0.000	0.000	230.38	0.00	0.00	178.80
173.0	Flat Platform w/ Han	1	12.436	13.680	1.00	1.00	42.40	0.000	0.000	580.02	0.00	0.00	2,000.00
173.0	Alcatel-Lucent RRH2x	3	12.436	13.680	0.67	0.75	3.26	0.000	0.000	44.54	0.00	0.00	132.00
173.0	Antel BXA-171085-12B	3	12.436	13.680	0.88	0.75	9.37	0.000	0.000	128.12	0.00	0.00	45.00
173.0	Antel BXA-171063/12C	3	12.436	13.680	0.88	0.75	9.48	0.000	0.000	129.74	0.00	0.00	45.00
173.0	RFS DB-T1-6Z-8AB-0Z	1	12.436	13.680	1.00	0.75	3.60	0.000	0.000	49.25	0.00	0.00	44.00
173.0	Antel BXA-70063-6CF-	3	12.436	13.680	0.77	0.75	13.12	0.000	0.000	179.41	0.00	0.00	51.00
173.0	Andrew LNX-8513DS-	3	12.436	13.680	0.83	0.75	15.26	0.000	0.000	208.72	0.00	0.00	78.90
										2,044.72			3,729.20

Pole : 370625
 Location : Old Saybrook, CT
 Height : 175.0 (ft)
 Base Dia : 64.69 (in)
 Top Dia : 20.00 (in)
 Shape : 18 Sides
 Taper : 0.265010 (in/ft)

Code: ANSI/TIA-222 Rev G
 Struct Class : II
 Exposure Category : C
 Topographic Category : 1
 Base Elev : 0.000 (ft)

5/12/2014 9:04:47 AM
 Page : 23



© 2007 - 2014 by ATC IP LLC. All rights reserved.

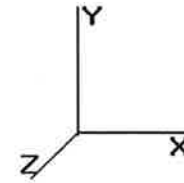
Load Case: 1.0D + 1.0W 60.00 mph Serviceability 23 Iterations
 Gust Response Factor : 1.10 Wind Importance Factor : 1.00
 Dead Load Factor : 1.00
 Wind Load Factor : 1.00

Linear Appurtenance Segment Forces (Factored)

Seg Top Elev (ft)	Description	Exposed To Wind	Length (ft)	Ca	Exposed Width (in)	Area (sqft)	CaAa (sqft)	qz (psf)	Ra	Cf Adjust Factor	FX (lb)	Dead Load (lb)
5.00	(1) 1 5/8" Fiber	Yes	5.00	0.000	1.63	0.68	0.00	7.442	0.042	0.000	0.00	8.05
5.00	(1) 7/8" Coax	Yes	5.00	0.000	1.09	0.45	0.00	7.442	0.042	0.000	0.00	1.65
10.00	(1) 1 5/8" Fiber	Yes	5.00	0.000	1.63	0.68	0.00	7.442	0.043	0.000	0.00	8.05
10.00	(1) 7/8" Coax	Yes	5.00	0.000	1.09	0.45	0.00	7.442	0.043	0.000	0.00	1.65
15.00	(1) 1 5/8" Fiber	Yes	5.00	0.000	1.63	0.68	0.00	7.442	0.044	0.000	0.00	8.05
15.00	(1) 7/8" Coax	Yes	5.00	0.000	1.09	0.45	0.00	7.442	0.044	0.000	0.00	1.65
20.00	(1) 1 5/8" Fiber	Yes	5.00	0.000	1.63	0.68	0.00	7.896	0.045	0.000	0.00	8.05
20.00	(1) 7/8" Coax	Yes	5.00	0.000	1.09	0.45	0.00	7.896	0.045	0.000	0.00	1.65
25.00	(1) 1 5/8" Fiber	Yes	5.00	0.000	1.63	0.68	0.00	8.276	0.046	0.000	0.00	8.05
25.00	(1) 7/8" Coax	Yes	5.00	0.000	1.09	0.45	0.00	8.276	0.046	0.000	0.00	1.65
30.00	(1) 1 5/8" Fiber	Yes	5.00	0.000	1.63	0.68	0.00	8.600	0.047	0.000	0.00	8.05
30.00	(1) 7/8" Coax	Yes	5.00	0.000	1.09	0.45	0.00	8.600	0.047	0.000	0.00	1.65
35.00	(1) 1 5/8" Fiber	Yes	5.00	0.000	1.63	0.68	0.00	8.883	0.048	0.000	0.00	8.05
35.00	(1) 7/8" Coax	Yes	5.00	0.000	1.09	0.45	0.00	8.883	0.048	0.000	0.00	1.65
40.00	(1) 1 5/8" Fiber	Yes	5.00	0.000	1.63	0.68	0.00	9.137	0.049	0.000	0.00	8.05
40.00	(1) 7/8" Coax	Yes	5.00	0.000	1.09	0.45	0.00	9.137	0.049	0.000	0.00	1.65
45.00	(1) 1 5/8" Fiber	Yes	5.00	0.000	1.63	0.68	0.00	9.366	0.050	0.000	0.00	8.05
45.00	(1) 7/8" Coax	Yes	5.00	0.000	1.09	0.45	0.00	9.366	0.050	0.000	0.00	1.65
46.75	(1) 1 5/8" Fiber	Yes	1.75	0.000	1.63	0.24	0.00	9.442	0.051	0.000	0.00	2.82
46.75	(1) 7/8" Coax	Yes	1.75	0.000	1.09	0.16	0.00	9.442	0.051	0.000	0.00	0.58
50.00	(1) 1 5/8" Fiber	Yes	3.25	0.000	1.63	0.44	0.00	9.576	0.052	0.000	0.00	5.23
50.00	(1) 7/8" Coax	Yes	3.25	0.000	1.09	0.30	0.00	9.576	0.052	0.000	0.00	1.07
53.50	(1) 1 5/8" Fiber	Yes	3.50	0.000	1.63	0.48	0.00	9.714	0.053	0.000	0.00	5.64
53.50	(1) 7/8" Coax	Yes	3.50	0.000	1.09	0.32	0.00	9.714	0.053	0.000	0.00	1.16
55.00	(1) 1 5/8" Fiber	Yes	1.50	0.000	1.63	0.20	0.00	9.770	0.052	0.000	0.00	2.41
55.00	(1) 7/8" Coax	Yes	1.50	0.000	1.09	0.14	0.00	9.770	0.052	0.000	0.00	0.50
60.00	(1) 1 5/8" Fiber	Yes	5.00	0.000	1.63	0.68	0.00	9.951	0.053	0.000	0.00	8.05
60.00	(1) 7/8" Coax	Yes	5.00	0.000	1.09	0.45	0.00	9.951	0.053	0.000	0.00	1.65
65.00	(1) 1 5/8" Fiber	Yes	5.00	0.000	1.63	0.68	0.00	10.120	0.055	0.000	0.00	8.05
65.00	(1) 7/8" Coax	Yes	5.00	0.000	1.09	0.45	0.00	10.120	0.055	0.000	0.00	1.65
70.00	(1) 1 5/8" Fiber	Yes	5.00	0.000	1.63	0.68	0.00	10.279	0.056	0.000	0.00	8.05
70.00	(1) 7/8" Coax	Yes	5.00	0.000	1.09	0.45	0.00	10.279	0.056	0.000	0.00	1.65
75.00	(1) 1 5/8" Fiber	Yes	5.00	0.000	1.63	0.68	0.00	10.430	0.058	0.000	0.00	8.05
75.00	(1) 7/8" Coax	Yes	5.00	0.000	1.09	0.45	0.00	10.430	0.058	0.000	0.00	1.65
80.00	(1) 1 5/8" Fiber	Yes	5.00	0.000	1.63	0.68	0.00	10.572	0.060	0.000	0.00	8.05
80.00	(1) 7/8" Coax	Yes	5.00	0.000	1.09	0.45	0.00	10.572	0.060	0.000	0.00	1.65
85.00	(1) 1 5/8" Fiber	Yes	5.00	0.000	1.63	0.68	0.00	10.708	0.061	0.000	0.00	8.05
85.00	(1) 7/8" Coax	Yes	5.00	0.000	1.09	0.45	0.00	10.708	0.061	0.000	0.00	1.65
90.00	(1) 1 5/8" Fiber	Yes	5.00	0.000	1.63	0.68	0.00	10.838	0.063	0.000	0.00	8.05
90.00	(1) 7/8" Coax	Yes	5.00	0.000	1.09	0.45	0.00	10.838	0.063	0.000	0.00	1.65
95.00	(1) 1 5/8" Fiber	Yes	5.00	0.000	1.63	0.68	0.00	10.962	0.065	0.000	0.00	8.05
95.00	(1) 7/8" Coax	Yes	5.00	0.000	1.09	0.45	0.00	10.962	0.065	0.000	0.00	1.65
100.00	(1) 1 5/8" Fiber	Yes	5.00	0.000	1.63	0.68	0.00	11.081	0.068	0.000	0.00	8.05
100.00	(1) 7/8" Coax	Yes	5.00	0.000	1.09	0.45	0.00	11.081	0.068	0.000	0.00	1.65
100.2	(1) 1 5/8" Fiber	Yes	0.25	0.000	1.63	0.03	0.00	11.087	0.041	0.000	0.00	0.40
105.00	(1) 1 5/8" Fiber	Yes	4.75	0.000	1.63	0.65	0.00	11.195	0.041	0.000	0.00	7.65
110.00	(1) 1 5/8" Fiber	Yes	5.00	0.000	1.63	0.68	0.00	11.305	0.043	0.000	0.00	8.05
115.00	(1) 1 5/8" Fiber	Yes	5.00	0.000	1.63	0.68	0.00	11.412	0.044	0.000	0.00	8.05
120.00	(1) 1 5/8" Fiber	Yes	5.00	0.000	1.63	0.68	0.00	11.514	0.046	0.000	0.00	8.05
125.00	(1) 1 5/8" Fiber	Yes	5.00	0.000	1.63	0.68	0.00	11.614	0.048	0.000	0.00	8.05
130.00	(1) 1 5/8" Fiber	Yes	5.00	0.000	1.63	0.68	0.00	11.710	0.050	0.000	0.00	8.05

Pole : 370625
 Location : Old Saybrook, CT
 Height : 175.0 (ft)
 Base Dia : 64.69 (in)
 Top Dia : 20.00 (in)
 Shape : 18 Sides
 Taper : 0.265010 (in/ft)

Code: ANSI/TIA-222 Rev G
 Struct Class : II
 Exposure Category : C
 Topographic Category : 1
 Base Elev : 0.000 (ft)



5/12/2014 9:04:48 AM
 Page: 24

© 2007 - 2014 by ATC IP LLC. All rights reserved.

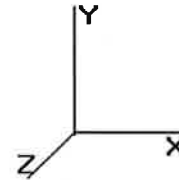
Load Case: 1.0D + 1.0W 60.00 mph Serviceability 23 Iterations
Gust Response Factor : 1.10 **Wind Importance Factor :** 1.00
Dead Load Factor : 1.00
Wind Load Factor : 1.00

134.2	(1) 1 5/8" Fiber	Yes	4.25	0.000	1.63	0.58	0.00	11.790	0.052	0.000	0.00	6.84
135.0	(1) 1 5/8" Fiber	Yes	0.75	0.000	1.63	0.10	0.00	11.803	0.052	0.000	0.00	1.21
140.0	(1) 1 5/8" Fiber	Yes	5.00	0.000	1.63	0.68	0.00	11.894	0.054	0.000	0.00	8.05
145.0	(1) 1 5/8" Fiber	Yes	5.00	0.000	1.63	0.68	0.00	11.982	0.056	0.000	0.00	8.05
150.0	(1) 1 5/8" Fiber	Yes	5.00	0.000	1.63	0.68	0.00	12.068	0.059	0.000	0.00	8.05
152.0	(1) 1 5/8" Fiber	Yes	2.00	0.000	1.63	0.27	0.00	12.102	0.061	0.000	0.00	3.22
155.0	(1) 1 5/8" Fiber	Yes	3.00	0.000	1.63	0.41	0.00	12.152	0.062	0.000	0.00	4.83
160.0	(1) 1 5/8" Fiber	Yes	5.00	0.000	1.63	0.68	0.00	12.233	0.065	0.000	0.00	8.05
162.0	(1) 1 5/8" Fiber	Yes	2.00	0.000	1.63	0.27	0.00	12.265	0.068	0.000	0.00	3.22
165.0	(1) 1 5/8" Fiber	Yes	3.00	0.000	1.63	0.41	0.00	12.313	0.070	0.000	0.00	4.83
170.0	(1) 1 5/8" Fiber	Yes	5.00	0.000	1.63	0.68	0.00	12.390	0.073	0.000	0.00	8.05
173.0	(1) 1 5/8" Fiber	Yes	3.00	0.000	1.63	0.41	0.00	12.436	0.077	0.000	0.00	4.83
Totals:										0.00	311.53	

Pole : 370625
 Location : Old Saybrook, CT
 Height : 175.0 (ft)
 Base Dia : 64.69 (in)
 Top Dia : 20.00 (in)
 Shape : 18 Sides
 Taper : 0.265010 (in/ft)

Code: ANSI/TIA-222 Rev G
 Struct Class : II
 Exposure Category : C
 Topographic Category : 1
 Base Elev : 0.000 (ft)

5/12/2014 9:04:48 AM
 Page: 25



© 2007 - 2014 by ATC IP LLC. All rights reserved.

Load Case: 1.0D + 1.0W

60.00 mph Serviceability

23 Iterations

Gust Response Factor : 1.10
 Dead Load Factor : 1.00
 Wind Load Factor : 1.00

Wind Importance Factor : 1.00

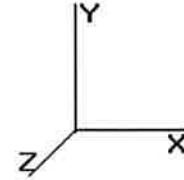
Applied Segment Forces Summary

Seg Elev (ft)	Lateral FX (-) (lb)	Axial FY (-) (lb)	Torsion MY (lb-ft)	Moment MZ (lb-ft)
0.00	0.00	0.00	0.00	0.00
5.00	144.14	1,446.61	0.00	0.00
10.00	141.16	1,419.78	0.00	0.00
15.00	227.00	1,512.95	0.00	0.00
20.00	143.45	1,365.97	0.00	0.00
25.00	147.03	1,339.14	0.00	0.00
30.00	149.33	1,312.30	0.00	0.00
35.00	150.70	1,285.47	0.00	0.00
40.00	151.33	1,258.64	0.00	0.00
45.00	151.38	1,231.81	0.00	0.00
46.75	52.52	424.79	0.00	0.00
50.00	99.08	1,467.86	0.00	0.00
53.50	106.40	1,555.42	0.00	0.00
55.00	45.28	355.18	0.00	0.00
60.00	151.12	1,166.50	0.00	0.00
65.00	149.63	1,139.67	0.00	0.00
70.00	147.87	1,112.83	0.00	0.00
75.00	145.85	1,086.00	0.00	0.00
80.00	143.61	1,059.17	0.00	0.00
85.00	141.16	1,032.34	0.00	0.00
90.00	138.52	1,005.50	0.00	0.00
95.00	135.72	978.67	0.00	0.00
100.0	214.83	1,719.06	0.00	0.00
100.2	6.62	76.56	0.00	0.00
105.0	124.85	703.90	0.00	0.00
110.0	128.30	721.32	0.00	0.00
115.0	124.93	701.20	0.00	0.00
120.0	121.44	681.07	0.00	0.00
125.0	117.83	660.95	0.00	0.00
130.0	114.11	640.83	0.00	0.00
134.2	95.08	797.19	0.00	0.00
135.0	16.44	69.72	0.00	0.00
140.0	107.72	457.08	0.00	0.00
145.0	103.72	443.67	0.00	0.00
150.0	99.62	430.25	0.00	0.00
152.0	164.25	288.34	0.00	0.00
155.0	56.68	233.73	0.00	0.00
160.0	91.18	378.82	0.00	0.00
162.0	465.45	1,079.57	0.00	0.00
165.0	51.51	187.99	0.00	0.00
170.0	82.42	302.58	0.00	0.00
173.0	1,367.03	2,571.01	0.00	0.00
175.0	30.57	81.32	0.00	0.00
Totals:	6,546.87	37,782.76	0.00	0.00

Pole : 370625
 Location : Old Saybrook, CT
 Height : 175.0 (ft)
 Base Dia : 64.69 (in)
 Top Dia : 20.00 (in)
 Shape : 18 Sides
 Taper : 0.265010 (in/ft)

Code: ANSI/TIA-222 Rev G
 Struct Class : II
 Exposure Category : C
 Topographic Category : 1
 Base Elev : 0.000 (ft)

5/12/2014 9:04:48 AM
 Page: 26



© 2007 - 2014 by ATC IP LLC. All rights reserved.

Load Case: 1.0D + 1.0W

60.00 mph Serviceability

23 Iterations

Gust Response Factor : 1.10
 Dead Load Factor : 1.00
 Wind Load Factor : 1.00

Wind Importance Factor : 1.00

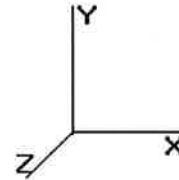
Calculated Forces

Seg Elev (ft)	Pu FY (-) (kips)	Vu FX (-) (kips)	Tu MY (ft-kips)	Mu MZ (ft-kips)	Mu MX (ft-kips)	Resultant Moment (ft-kips)	phi Pn (kips)	phi Vn (kips)	phi Tn (ft-kips)	phi Mn (ft-kips)	Total Deflect (in)	Rotation (deg)	Ratio
0.00	-37.78	-6.55	0.00	-711.37	0.00	711.37	4,635.39	2,317.69	12,274.7	6,146.49	0.00	0.00	0.124
5.00	-36.33	-6.43	0.00	-678.60	0.00	678.60	4,589.33	2,294.67	11,900.9	5,959.31	0.01	-0.02	0.122
10.00	-34.91	-6.30	0.00	-646.47	0.00	646.47	4,541.20	2,270.60	11,526.9	5,772.03	0.05	-0.05	0.120
15.00	-33.39	-6.09	0.00	-614.98	0.00	614.98	4,490.98	2,245.49	11,153.0	5,584.80	0.12	-0.08	0.118
20.00	-32.03	-5.95	0.00	-584.55	0.00	584.55	4,438.68	2,219.34	10,779.6	5,397.81	0.21	-0.10	0.116
25.00	-30.68	-5.82	0.00	-554.78	0.00	554.78	4,384.31	2,192.15	10,406.9	5,211.21	0.33	-0.13	0.113
30.00	-29.37	-5.68	0.00	-525.69	0.00	525.69	4,327.85	2,163.92	10,035.4	5,025.19	0.48	-0.15	0.111
35.00	-28.08	-5.54	0.00	-497.29	0.00	497.29	4,269.31	2,134.66	9,665.47	4,839.92	0.66	-0.18	0.109
40.00	-26.82	-5.40	0.00	-469.60	0.00	469.60	4,208.69	2,104.35	9,297.30	4,655.56	0.86	-0.21	0.107
45.00	-25.59	-5.25	0.00	-442.62	0.00	442.62	4,146.00	2,073.00	8,931.29	4,472.28	1.09	-0.24	0.105
46.75	-25.16	-5.20	0.00	-433.44	0.00	433.44	4,123.56	2,061.78	8,803.77	4,408.43	1.18	-0.25	0.104
50.00	-23.69	-5.10	0.00	-416.54	0.00	416.54	4,081.22	2,040.61	8,567.81	4,290.27	1.36	-0.26	0.103
53.50	-22.14	-4.99	0.00	-398.68	0.00	398.68	4,072.38	2,036.19	8,519.31	4,265.99	1.56	-0.29	0.099
55.00	-21.78	-4.95	0.00	-391.18	0.00	391.18	4,052.46	2,026.23	8,410.93	4,211.71	1.65	-0.29	0.098
60.00	-20.61	-4.81	0.00	-366.41	0.00	366.41	3,984.70	1,992.35	8,051.64	4,031.81	1.97	-0.32	0.096
65.00	-19.47	-4.66	0.00	-342.38	0.00	342.38	3,914.86	1,957.43	7,695.71	3,853.57	2.32	-0.35	0.094
70.00	-18.36	-4.51	0.00	-319.08	0.00	319.08	3,842.93	1,921.47	7,343.46	3,677.19	2.71	-0.38	0.092
75.00	-17.27	-4.37	0.00	-296.50	0.00	296.50	3,768.93	1,884.47	6,995.24	3,502.82	3.12	-0.41	0.089
80.00	-16.21	-4.23	0.00	-274.65	0.00	274.65	3,692.85	1,846.43	6,651.41	3,330.65	3.56	-0.44	0.087
85.00	-15.18	-4.09	0.00	-253.52	0.00	253.52	3,614.69	1,807.34	6,312.28	3,160.83	4.03	-0.47	0.084
90.00	-14.17	-3.95	0.00	-233.09	0.00	233.09	3,534.45	1,767.22	5,978.22	2,993.55	4.54	-0.50	0.082
95.00	-13.19	-3.81	0.00	-213.36	0.00	213.36	3,452.12	1,726.06	5,649.56	2,828.98	5.08	-0.53	0.079
100.00	-11.47	-3.58	0.00	-194.32	0.00	194.32	3,367.72	1,683.86	5,326.65	2,667.28	5.64	-0.56	0.076
100.25	-11.40	-3.58	0.00	-193.42	0.00	193.42	3,327.13	1,163.56	3,746.51	1,876.04	5.67	-0.56	0.108
105.00	-10.69	-3.45	0.00	-176.43	0.00	176.43	2,280.57	1,140.28	3,552.67	1,778.98	6.24	-0.59	0.104
110.00	-9.97	-3.32	0.00	-159.18	0.00	159.18	2,229.53	1,114.77	3,350.83	1,677.90	6.88	-0.63	0.099
115.00	-9.27	-3.20	0.00	-142.57	0.00	142.57	2,176.42	1,088.21	3,151.57	1,578.13	7.56	-0.67	0.095
120.00	-8.58	-3.07	0.00	-126.59	0.00	126.59	2,121.22	1,060.61	2,955.25	1,479.82	8.28	-0.70	0.090
125.00	-7.92	-2.95	0.00	-111.24	0.00	111.24	2,063.94	1,031.97	2,762.20	1,383.16	9.03	-0.74	0.084
130.00	-7.28	-2.83	0.00	-96.48	0.00	96.48	2,004.58	1,002.29	2,572.77	1,288.30	9.83	-0.78	0.079
134.25	-6.49	-2.73	0.00	-84.44	0.00	84.44	1,131.19	565.59	1,425.34	713.73	10.54	-0.81	0.124
135.00	-6.42	-2.71	0.00	-82.40	0.00	82.40	1,127.42	563.71	1,411.32	706.71	10.67	-0.82	0.122
140.00	-5.96	-2.61	0.00	-68.83	0.00	68.83	1,101.14	550.57	1,317.99	659.98	11.55	-0.87	0.110
145.00	-5.51	-2.50	0.00	-55.80	0.00	55.80	1,072.77	536.39	1,225.18	613.50	12.49	-0.92	0.096
150.00	-5.08	-2.39	0.00	-43.31	0.00	43.31	1,042.33	521.16	1,133.21	567.45	13.48	-0.96	0.081
152.00	-4.80	-2.23	0.00	-38.52	0.00	38.52	1,029.57	514.78	1,096.74	549.18	13.88	-0.98	0.075
155.00	-4.56	-2.17	0.00	-31.83	0.00	31.83	1,009.80	504.90	1,042.44	521.99	14.50	-1.00	0.066
160.00	-4.19	-2.07	0.00	-20.99	0.00	20.99	975.19	487.60	953.20	477.31	15.57	-1.03	0.048
162.00	-3.11	-1.59	0.00	-16.84	0.00	16.84	960.77	480.38	918.02	459.69	16.00	-1.04	0.040
165.00	-2.93	-1.53	0.00	-12.08	0.00	12.08	938.51	469.25	865.85	433.57	16.66	-1.06	0.031
170.00	-2.63	-1.45	0.00	-4.40	0.00	4.40	899.74	449.87	780.71	390.94	17.78	-1.07	0.014
173.00	-0.08	-0.03	0.00	-0.06	0.00	0.06	875.48	437.74	730.84	365.96	18.45	-1.07	0.000
175.00	0.00	-0.03	0.00	0.00	0.00	0.00	858.89	429.45	698.14	349.59	18.90	-1.07	0.000

Pole : 370625
 Location : Old Saybrook, CT
 Height : 175.0 (ft)
 Base Dia : 64.69 (in)
 Top Dia : 20.00 (in)
 Shape : 18 Sides
 Taper : 0.265010 (in/ft)

Code: ANSI/TIA-222 Rev G
 Struct Class : II
 Exposure Category : C
 Topographic Category : 1
 Base Elev : 0.000 (ft)

5/12/2014 9:04:48 AM
 Page: 27



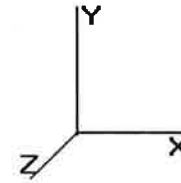
© 2007 - 2014 by ATC IP LLC. All rights reserved.

Analysis Summary

Load Case	Reactions						Max Usage	
	Shear FX (kips)	Shear FZ (kips)	Axial FY (kips)	Moment MX (ft-kips)	Moment MY (ft-kips)	Moment MZ (ft-kips)	Elev (ft)	Interaction Ratio
1.2D + 1.6W	38.54	0.00	45.29	0.00	0.00	4196.61	134.25	0.70
0.9D + 1.6W	38.52	0.00	33.95	0.00	0.00	4167.07	134.25	0.69
1.2D + 1.0Di + 1.0Wi	8.20	0.00	66.93	0.00	0.00	871.34	0.00	0.16
1.0D + 1.0W	6.55	0.00	37.78	0.00	0.00	711.37	134.25	0.12

Pole : 370625
 Location : Old Saybrook, CT
 Height : 175.0 (ft)
 Base Dia : 64.69 (in)
 Top Dia : 20.00 (in)
 Shape : 18 Sides
 Taper : 0.265010 (in/ft)

Code: ANSI/TIA-222 Rev G
 Struct Class : II
 Exposure Category : C
 Topographic Category : 1
 Base Elev : 0.000 (ft)



5/12/2014 9:04:48 AM
 Page : 28

© 2007 - 2014 by ATC IP LLC. All rights reserved.

Base Summary

Reactions

Original Design			Analysis			Moment Design %
Moment (kip-ft)	Axial (kip)	Shear (kip)	Moment (kip-ft)	Axial (kip)	Shear (kip)	
5,400.00	52.00	48.00	4,196.61	66.93	38.54	77.71

Base Plate

Yield (ksi)	Thick (in)	Width (in)	Style	Poly Sides	Clip Len (in)	Effective Len (in)	Mu (kip-in)	Phi Mn (kip-in)	Ratio
50.0	2.750	72.000	Clipped	0	16.00	8.555	272.23	727.84	0.37

Anchor Bolts

Bolt Circle	Num Bolts	Bolt Type	Bolt Dia (in)	Yield (ksi)	Ultimate (ksi)	Arrange	Cluster Dist (in)	Start Angle (deg)	Compression			Tension		
									Force (kip)	Allow (kip)	Ratio	Force (kip)	Allow (kip)	Ratio
72.00	24	2.25" 18J	2.25	75.00	100.00	Clustered	6.00	45.0	119.36	260.00	0.47	113.78	260.00	0.45

