

## LaFountain, Dakota

---

**From:** Conklin, Catherine (NE) <Catherine.Conklin@gdit.com>  
**Sent:** Monday, October 9, 2023 4:02 PM  
**To:** Bachman, Melanie  
**Cc:** CSC-DL Siting Council  
**Subject:** CSC Completion Letter EM-AT&T-086-230201 71 Moxley Hill Road, Uncasville, CT 06382  
**Attachments:** Montville SE Moxley Hill RD 10092216 Photo.pdf; Montville SE Moxley Hill RD 10092216 NOC.pdf

**Follow Up Flag:** Follow up  
**Flag Status:** Flagged

---

Good Afternoon Ms. Bachman,

Please see the attached letter stating that construction has been completed at this site.

Also, see completion photo.

Thank you

Catherine Conklin  
Site Acquisition Specialist

M 301-266-0258  
[Catherine.Conklin@gdit.com](mailto:Catherine.Conklin@gdit.com)

4603 Kemper Street  
Rockville, MD 20853  
[www.gdit.com](http://www.gdit.com)

**GENERAL DYNAMICS**  
Information Systems Group

"The information transmitted is intended only for the person or entity to which it is addressed and may contain confidential and/or privileged information. Any review, retransmission, dissemination or other use of, or taking of any action in reliance upon this information by persons or entities other than the intended recipient is prohibited. If you received this in error, please contact the sender and delete the material from any computer."

## Generator Contractor Notice of Completion

I, Greg Marsh - Site Wireless, confirm that the awarded scope of work at site 10092216 - MONTVILLE SE MO is complete, and all work meets industry standards and jurisdictional code requirements. All required inspections were completed, and all permits are closed. Please find the required notice of completion form with photos, etc. attached for your review and acceptance.

GC Signature Greg Marsh

**You MUST copy and paste IDs from OneVizion here  
In order for the system to receive this document.**

Site Xitor ID 10012112598

Project Xitor ID 10022149993

Workflow ID 521517-B00467

## Generator Contractor Notice of Completion

General Site Information	
FA Number	10092216
Address Line 1	
Address Line 2	71 MOXLEY HILL ROAD
City, State, Zip	UNCASVILLE, CT 06382

Contractor Information	
Contractor Name	Site Wireless
PM or POC	Greg Marsh
Phone Number	860-729-9357
Email Address	gregmarsh@sitewireless.net











Final Accounting	
Base PO Amount	
Approved Work Authorizations	
Total Due at Final Acceptance	
Release of Liens	

Only ONE ITEM per field. Please ZIP multiple items. Place photo icon directly on the red indicator.





Documentation	
Daily CHA Forms (zipped)	<input type="radio"/>
Permits Closed Out	<input type="radio"/>
Fuel Receipt (if applicable)	<input type="radio"/>
Redline CDs	<input type="radio"/>
Pre-Start Checklist	

Remember to RESIZE large photos. Also, ZIP Multiple Photos! Only one item allowed per field.

### Notice of Completion - Photos

General Site Information		
Item #	Description	Photo
C1-GD	ATS installed and Grounded as per CD's	
C2-GD	All foundations are oriented as per CD's	
C3-GD	All foundations set, Square, Level & Correct Size as per CD's	
C4-GD	All Conduits installed as per CD's	
C5-GD	Automatic Transfer Switch (ATS) Installed (if applicable) / Cam-Lock	
C6-GD	All wiring from the generator to the ATS correct gauge	
C7-GD	Generator Control & Alarm Wires Installed and Labeled w/66 block	
C8-GD	Generator frame attached to ground system with 2 hole lug	
C9-GD	Housekeeping: All trash removed	
C10-GD	Remove construction materials and clean site	
C11-GD	Generator undamaged & clean	
C12-GD	Fuel Tank Installed level and as per CD's	

Item #	Description	Photo
<b>C13-GD</b>	Initial Fueling Complete, filled to 80%	
<b>C14-GD</b>	Individual alarms labeled and run to the 66 alarm block in shelter	
<b>C15-AT&amp;T</b>	All documentation left on site including manual and keys	
<b>C17-AT&amp;T</b>	Install information added to log book in site	○
<b>C18-AT&amp;T</b>	Generator Commissioning Complete	○
<b>C22-AT&amp;T</b>	Signage installed on generator	○
<b>C23-AT&amp;T</b>	Padlocks installed on ATS and fuel door	○
<b>A1</b>	Pre-Construction Photos-General site area	○
<b>A2</b>	Foundation rebar photos, measure rebar size and spacing	○
<b>A3</b>	Generator Anchor Bolts to Slab, 2 each side	○
<b>A4</b>	Trench depth photos	
<b>A5</b>	Conduit installation depth	○
<b>A6</b>	CAD Weld from generator ground to existing ground ring	○

Item #	Description	Photo
A7	Post Construction Photos	
B5	ATS Serial #	
B6	Engine serial #	
B7	Labeling of circuit breakers and panel schedule	
B8	Site signage for compliance	
B9	Daily Logs-Site Log Book Photo Required	