



October 11, 2024

**VIA ELECTRONIC MAIL**

Melanie A. Bachman, Executive Director  
Connecticut Siting Council  
10 Franklin Square  
New Britain, CT 06051

**RE: CSC Approval EM-ATT-086-240429 CTL02171 Cook Drive**  
Generator Installation 57 Cook Drive, Town of Montvie Connecticut

Dear Ms. Bachman,

The purpose of this letter is to notify the Siting Council that construction activity associated with the above-referenced decisions has been completed.

If you have any questions or need any additional information regarding this facility, please do not hesitate to contact me.

Sincerely,

Catherine Conklin  
Site Acquisition Specialist  
General Dynamics Wireless Services  
4603 Kemper Street  
Rockville, MD 20853  
(301) 266-0258  
[catherine.conklin@gdit.com](mailto:catherine.conklin@gdit.com)

**GENERAL DYNAMICS**  
Information Technology

## Generator Contractor Notice of Completion

I, \_\_\_\_\_, confirm that the awarded scope of work at site \_\_\_\_\_ is complete, and all work meets industry standards and jurisdictional code requirements. All required inspections were completed, and all permits are closed. Please find the required notice of completion form with photos, etc. attached for your review and acceptance.

GC Signature \_\_\_\_\_

You MUST copy and paste IDs from OneVizion here  
In order for the system to receive this document.

Site Xitor ID \_\_\_\_\_

Project Xitor ID \_\_\_\_\_

Workflow ID \_\_\_\_\_






## Generator Contractor Notice of Completion

General Site Information	
FA Number	
Address Line 1	
Address Line 2	
City, State, Zip	

Contractor Information	
Contractor Name	
PM or POC	
Phone Number	
Email Address	













Final Accounting	
Base PO Amount	
Approved Work Authorizations	
Total Due at Final Acceptance	
Release of Liens	














Only ONE ITEM per field. Please ZIP multiple items. Place photo icon directly on the red indicator.






Documentation	
Daily CHA Forms (zipped)	
Permits Closed Out	
Fuel Receipt (if applicable)	
Redline CDs	
Pre-Start Checklist	

Remember to RESIZE large photos. Also, ZIP Multiple Photos! Only one item allowed per field.

### Notice of Completion - Photos

General Site Information		
Item #	Description	Photo
<b>C1-GD</b>	ATS installed and Grounded as per CD's	
<b>C2-GD</b>	All foundations are oriented as per CD's	
<b>C3-GD</b>	All foundations set, Square, Level & Correct Size as per CD's	
<b>C4-GD</b>	All Conduits installed as per CD's	
<b>C5-GD</b>	Automatic Transfer Switch (ATS) Installed (if applicable) / Cam-Lock	
<b>C6-GD</b>	All wiring from the generator to the ATS correct gauge	
<b>C7-GD</b>	Generator Control & Alarm Wires Installed and Labeled w/66 block	
<b>C8-GD</b>	Generator frame attached to ground system with 2 hole lug	
<b>C9-GD</b>	Housekeeping: All trash removed	
<b>C10-GD</b>	Remove construction materials and clean site	
<b>C11-GD</b>	Generator undamaged & clean	
<b>C12-GD</b>	Fuel Tank Installed level and as per CD's	

Item #	Description	Photo
<b>C13-GD</b>	Initial Fueling Complete, filled to 80%	
<b>C14-GD</b>	Individual alarms labeled and run to the 66 alarm block in shelter	
<b>C15-AT&amp;T</b>	All documentation left on site including manual and keys	
<b>C17-AT&amp;T</b>	Install information added to log book in site	
<b>C18-AT&amp;T</b>	Generator Commissioning Complete	
<b>C22-AT&amp;T</b>	Signage installed on generator	
<b>C23-AT&amp;T</b>	Padlocks installed on ATS and fuel door	
<b>A1</b>	Pre-Construction Photos-General site area	
<b>A2</b>	Foundation rebar photos, measure rebar size and spacing	
<b>A3</b>	Generator Anchor Bolts to Slab, 2 each side	
<b>A4</b>	Trench depth photos	
<b>A5</b>	Conduit installation depth	
<b>A6</b>	CAD Weld from generator ground to existing ground ring	

Item #	Description	Photo
A7	Post Construction Photos	
B5	ATS Serial #	
B6	Engine serial #	
B7	Labeling of circuit breakers and panel schedule	
B8	Site signage for compliance	
B9	Daily Logs-Site Log Book Photo Required	