



December 19, 2023

VIA ELECTRONIC MAIL

Melanie A. Bachman, Executive Director

Connecticut Siting Council

10 Franklin Square

New Britain, CT 06051

RE: CSC Approval EM-AT&T-085-221227 CT5266 Monroe Turnpike
Generator Installation 1428 Monroe Turnpike, Town of Monroe Connecticut

Dear Ms. Bachman,

The purpose of this letter is to notify the Siting Council that construction activity associated with the above-referenced decisions has been completed.

If you have any questions or need any additional information regarding this facility, please do not hesitate to contact me.

Sincerely,

Catherine Conklin

Site Acquisition Specialist

General Dynamics Wireless Services

4603 Kemper Street

Rockville, MD 20853

(301) 266-0258

catherine.conklin@qdit.com

GENERAL DYNAMICS
Information Technology

Generator Contractor Notice of Completion

I, _____, confirm that the awarded scope of work at site _____ is complete, and all work meets industry standards and jurisdictional code requirements. All required inspections were completed, and all permits are closed. Please find the required notice of completion form with photos, etc. attached for your review and acceptance.

GC Signature _____

You MUST copy and paste IDs from OneVizion here
In order for the system to receive this document.

Site Xitor ID _____

Project Xitor ID _____

Workflow ID _____






Generator Contractor Notice of Completion

General Site Information	
FA Number	
Address Line 1	
Address Line 2	
City, State, Zip	

Contractor Information	
Contractor Name	
PM or POC	
Phone Number	
Email Address	













Final Accounting	
Base PO Amount	
Approved Work Authorizations	
Total Due at Final Acceptance	
Release of Liens	














Only ONE ITEM per field. Please ZIP multiple items. Place photo icon directly on the red indicator.






Documentation	
Daily CHA Forms (zipped)	
Permits Closed Out	
Fuel Receipt (if applicable)	
Redline CDs	
Pre-Start Checklist	

Remember to RESIZE large photos. Also, ZIP Multiple Photos! Only one item allowed per field.

Notice of Completion - Photos

General Site Information		
Item #	Description	Photo
C1-GD	ATS installed and Grounded as per CD's	
C2-GD	All foundations are oriented as per CD's	
C3-GD	All foundations set, Square, Level & Correct Size as per CD's	
C4-GD	All Conduits installed as per CD's	
C5-GD	Automatic Transfer Switch (ATS) Installed (if applicable) / Cam-Lock	
C6-GD	All wiring from the generator to the ATS correct gauge	
C7-GD	Generator Control & Alarm Wires Installed and Labeled w/66 block	
C8-GD	Generator frame attached to ground system with 2 hole lug	
C9-GD	Housekeeping: All trash removed	
C10-GD	Remove construction materials and clean site	
C11-GD	Generator undamaged & clean	
C12-GD	Fuel Tank Installed level and as per CD's	

Item #	Description	Photo
C13-GD	Initial Fueling Complete, filled to 80%	
C14-GD	Individual alarms labeled and run to the 66 alarm block in shelter	
C15-AT&T	All documentation left on site including manual and keys	
C17-AT&T	Install information added to log book in site	
C18-AT&T	Generator Commissioning Complete	
C22-AT&T	Signage installed on generator	
C23-AT&T	Padlocks installed on ATS and fuel door	
A1	Pre-Construction Photos-General site area	
A2	Foundation rebar photos, measure rebar size and spacing	
A3	Generator Anchor Bolts to Slab, 2 each side	
A4	Trench depth photos	
A5	Conduit installation depth	
A6	CAD Weld from generator ground to existing ground ring	

Item #	Description	Photo
A7	Post Construction Photos	
B5	ATS Serial #	
B6	Engine serial #	
B7	Labeling of circuit breakers and panel schedule	
B8	Site signage for compliance	
B9	Daily Logs-Site Log Book Photo Required	