



April 28, 2022

VIA ELECTRONIC MAIL

Melanie A. Bachman, Executive Director
Connecticut Siting Council
10 Franklin Square
New Britain, CT 06051

RE: CSC Approval EM-Cing-085-200325 Monroe-Guinea Rd
Generator Installation 230 Guinea Road, Monroe, CT 06468

Dear Ms. Bachman,

The purpose of this letter is to notify the Siting Council that construction activity associated with the above-referenced decisions has been completed.

If you have any questions or need any additional information regarding this facility, please do not hesitate to contact me.

Sincerely,


Steven J. Volkert
Site Acquisition Specialist
General Dynamics Wireless Services
2586 Industry Lane, Ste. 100
Norristown, Pa 19403
(318) 642-6190 phone
steven.volkert@gdit.com

GENERAL DYNAMICS
Information Technology

Generator Contractor Notice of Completion

I, Susan Snyder, confirm that the awarded scope of work at site Monroe-Guinea Rd - 10035068 is complete, and all work meets industry standards and jurisdictional code requirements. All required inspections were completed, and all permits are closed. Please find the required notice of completion form with photos, etc. attached for your review and acceptance.

GC Signature



Site Xitor ID 10012113207

Project Xitor ID 10016863400

Workflow ID _____




Generator Contractor Notice of Completion

General Site Information	
FA Number	10035068
Address Line 1	230 Guinea Rd.
Address Line 2	
City, State, Zip	Monroe, CT 06468













Contractor Information	
Contractor Name	Superior Wireless Services, LLC
PM or POC	Susan Synder
Phone Number	413-281-3303
Email Address	SSNYDER@SUPERIORWIRELESSSERVICE.COM











Final Accounting	
Base PO Amount	\$9,500.00
Approved Work Authorizations	\$7,900.00
Total Due at Final Acceptance	\$17,400.00
Release of Liens	






Documentation

Daily CHA Forms (zipped)	
Permits Closed Out	
Fuel Receipt (if applicable)	
Redline CDs	
Pre-Start Checklist	

Notice of Completion - Photos

General Site Information		
Item #	Description	Photo
C1-GD	ATS installed and Grounded as per CD's	
C2-GD	All foundations are oriented as per CD's	
C3-GD	All foundations set, Square, Level & Correct Size as per CD's	
C4-GD	All Conduits installed as per CD's	
C5-GD	Automatic Transfer Switch (ATS) Installed (if applicable) / Cam-Lock	
C6-GD	All wiring from the generator to the ATS correct gauge	
C7-GD	Generator Control & Alarm Wires Installed and Labeled w/66 block	
C8-GD	Generator frame attached to ground system with 2 hole lug	
C9-GD	Housekeeping: All trash removed	
C10-GD	Remove construction materials and clean site	
C11-GD	Generator undamaged & clean	
C12-GD	Fuel Tank Installed level and as per CD's	

Item #	Description	Photo
C13-GD	Initial Fueling Complete, filled to 80%	
C14-GD	Individual alarms labeled and run to the 66 alarm block in shelter	
C15-AT&T	All documentation left on site including manual and keys	
C17-AT&T	Install information added to log book in site	
C18-AT&T	Generator Commissioning Complete	
C22-AT&T	Signage installed on generator	
C23-AT&T	Padlocks installed on ATS and fuel door	
A1	Pre-Construction Photos-General site area	
A2	Foundation rebar photos, measure rebar size and spacing	
A3	Generator Anchor Bolts to Slab, 2 each side	
A4	Trench depth photos	
A5	Conduit installation depth	
A6	CAD Weld from generator ground to existing ground ring	

Item #	Description	Photo
A7	Post Construction Photos	
B5	ATS Serial #	
B6	Engine serial #	
B7	Labeling of circuit breakers and panel schedule	
B8	Site signage for compliance	
B9	Daily Logs-Site Log Book Photo Required	